

A Study of the Disparity in Wages and Benefits Between Men and Women in Wyoming: Update 2018

Appendix Materials

Prepared for the Wyoming State Legislature,
Pursuant to House Bill 0209
by the Wyoming Department of Workforce Services,
Research & Planning Section

October 2018



A Study of the Disparity in Wages and Benefits Between Men and Women in Wyoming: Update 2018 Appendix Materials

Wyoming Department of Workforce Services
John Cox, Director

Research & Planning
Tony Glover, Manager

Prepared by:
Tony Glover, Elyse Gagné, Matthew Halama, Lynae Mohondro,
Lisa Knapp, Patrick Manning, and Michael Moore

Editorial Committee:
David Bullard, Katelynd Faler, Elyse Gagné, Matthew Halama,
Patrick Harris, Chris McGrath, Michael Moore, and Carol Touns

Submitted for publication October 2018.
©2018 by the Wyoming Department of Workforce Services, Research & Planning

Department of Workforce Services Nondiscrimination Statement
The Department of Workforce Services does not discriminate on the basis of race, color, religion, national origin, sex, age, or disability. It is our intention that all individuals seeking services from our agency be given equal opportunity and that eligibility decisions be based upon applicable statutes, rules, and regulations.

Research & Planning
P.O. Box 2760
Casper, WY 82602
Phone: (307) 473-3807
Fax: (307) 473-3834

R&P Website: <http://doe.state.wy.us/LMI/>
URL for this research: <http://doe.state.wy.us/LMI/WYWageGap2018.htm>
URL for this publication: http://doe.state.wy.us/LMI/WYWageGap2018/Update_2018_Appendix.pdf
Contact information: <http://doe.state.wy.us/LMI/rpstaff.htm>
“Your Source for Wyoming Labor Market Information”

Who We Are

Research & Planning (R&P) functions as an exclusively statistical entity within the Wyoming Department of Workforce Services. R&P collects, analyzes, and publishes timely and accurate labor market information (LMI) meeting established statistical standards. We work to make the labor market more efficient by providing the public and the public’s representatives with the information needed for evidence-based, informed decision making.



Appendix Table of Contents

Appendix Table 2.1: Women's Wages Compared to Men's (Cents on the Dollar) in Wyoming by Selected Variable, 2016

Appendix Table 2.2: Total Number of Persons Working in Wyoming by Selected Variable, 2016

Appendix Table 3.1: Number of Persons Working in Wyoming and Mean Hourly Wage by Gender and Minor Occupation Group (3-Digit SOC), 2005-2017

Appendix Table 3.2: Number of Persons Working in Wyoming and Mean Hourly Wage by Gender and Occupation (6-Digit SOC), 2005-2017

Appendix Table 5: Logistic Regression Output

Appendix Table 6.1: Mean Values Among Males, Females and the Difference Between Genders

Appendix Table 6.2: Regression Results for Males, Females and the Difference Between Gender

Appendix Table 6.3: Decomposition Results Based on Male and Female Regressions

Appendix Table 6.4: Simple Oaxaca Decomposition

Appendix Table 2.1: Women's Wages Compared to Men's (Cents on the Dollar) in Wyoming by Selected Variable, 2016

Total

County	Total	11 - Agriculture, Forestry, Fishing, & Hunting	21 - Mining	23 - Construction	31,32 &,33 - Manufacturing	42,48,49 &,22 - Wholesale Trade, Transportation, Utilities, & Warehousing	44 & 45 - Retail Trade	51 - Information	52 & 53 - Financial Activities	54 & 55 - Professional & Business Services	61 - Educational Services	62 - Health Services	71 & 72 - Leisure & Hospitality	81 - Other Services	92 - Public Administration	99 - Unclassified
Total	0.74	0.84	0.82	0.84	0.68	0.68	0.78	0.71	0.65	0.74	0.85	0.66	0.88	0.76	0.85	0.59
Albany	0.79	0.88	0.82	0.81	0.72	0.69	0.78	0.86	0.75	0.79	0.77	0.97	0.90	0.80	0.86	1.53
Big Horn	0.76	0.61	0.79	0.80	0.79	0.63	0.74	0.98	0.57	0.71	0.78	0.66	0.88	0.54	0.87	
Campbell	0.66	0.56	0.89	0.83	0.58	0.63	0.71	0.80	0.70	0.73	0.78	0.48	0.92	0.60	0.83	1.66
Carbon	0.71	0.82	0.69	0.79	0.71	0.56	0.80	0.65	0.46	0.79	0.87	0.76	0.91	0.54	0.84	
Converse	0.67	1.00	0.89	0.91	0.93	0.81	0.95	0.74	0.70	0.93	0.84	0.51	1.04	0.62	0.84	
Crook	0.77	0.59	1.17	0.68	0.58	0.92	0.72	0.51	0.39	0.79	0.95	0.51	0.88	0.80	0.70	
Fremont	0.78	0.72	0.62	0.91	0.72	0.63	0.86	0.61	0.67	0.78	0.92	0.65	0.97	0.83	0.84	
Goshen	0.90	0.81		0.88	0.94	0.66	0.70	0.43	0.44	0.68	0.94	0.75	0.96	0.93	0.92	
Hot Springs	0.77	1.15	0.72	1.05	0.85	0.56	0.81	0.36	0.97	0.58	0.80	0.79	1.28		0.92	
Johnson	0.76	0.55	0.60	1.04	1.03	0.55	0.68	1.16	0.58	0.76	0.78	0.60	0.95	0.78	0.78	
Laramie	0.80	0.78	0.65	0.84	0.67	0.85	0.81	0.82	0.72	0.77	0.81	0.67	0.90	0.85	0.85	0.60
Lincoln	0.61	0.68	0.91	0.90	0.65	0.61	0.77	0.41	0.52	0.57	0.66	0.41	0.79	0.71	0.75	
Natrona	0.82	0.54	0.77	0.88	0.80	0.66	0.75	0.88	0.64	0.76	0.99	0.71	0.92	0.72	0.81	
Niobrara	0.99			1.16		0.88	1.09	0.63	1.28	0.53	0.89	0.82	1.15		0.94	
Park	0.78	0.93	0.87	0.74	0.72	0.75	0.79	0.64	0.58	0.64	0.80	0.64	0.93	0.83	0.82	
Platte	0.71	0.81	1.78	0.67	0.81	0.72	0.75	1.84	0.54	0.70	0.98	0.40	1.03	1.15	0.88	
Sheridan	0.81	0.71	0.76	0.91	0.78	0.67	0.84	0.54	0.55	0.72	0.91	0.84	0.97	0.70	0.86	
Sublette	0.62	0.92	0.79	0.79	0.68	0.72	0.70	0.49	0.70	0.67	0.84	0.79	1.02	0.79	0.67	
Sweetwater	0.59		0.83	0.75	0.80	0.70	0.80	0.64	0.66	0.67	0.89	0.64	0.97	0.70	0.80	
Teton	0.93	1.36		0.87	0.78	0.86	0.89	0.72	0.72	0.83	0.97	0.74	0.97	1.04	0.91	0.29
Uinta	0.66	0.73	0.62	0.71	0.72	0.70	0.78	0.62	0.57	0.53	0.74	0.60	0.88	0.61	0.87	0.56
Washakie	0.75	1.27	1.27	0.72	0.87	0.68	0.63	0.72	0.43	0.61	0.80	0.68	1.01	0.79	0.86	
Weston	0.67	0.89	0.97	1.14	0.53	0.51	0.84	0.54	0.42	0.50	0.80	0.52	0.99	0.76	0.86	
WY	0.65		0.74	1.22		0.51	0.77	0.61	0.88	0.84	0.50	0.68		0.61		0.57


< .95 cents/dollar


> 1.05 cents/dollar

Appendix Table 2.1: Women's Wages Compared to Men's (Cents on the Dollar) in Wyoming by Selected Variable, 2016

Education Level = Bachelor's Degree

County	Total	11 - Agriculture, Forestry, Fishing, & Hunting	21 - Mining	23 - Construction	31,32 &,33 - Manufacturing	42,48,49 &,22 - Wholesale Trade, Transportation, Utilities, & Warehousing	44 & 45 - Retail Trade	51 - Information	52 & 53 - Financial Activities	54 & 55 - Professional & Business Services	61 - Educational Services	62 - Health Services	71 & 72 - Leisure & Hospitality	81 - Other Services	92 - Public Administration	99 - Unclassified
Total	0.95	0.68	0.86	1.00	0.80	0.74	1.01	0.90	0.75	0.82	1.06	1.03	1.07	1.00	0.90	
Albany	0.91		1.55	1.13	0.77	1.32	1.06	1.06	1.01	0.77	0.95	1.06	1.09	1.14	0.75	
Big Horn	0.80										0.78				0.80	
Campbell	0.76		0.88			0.66	0.77		0.99	0.60	0.88	0.67	0.94		0.95	
Carbon	1.01						1.13				1.19	1.29	1.28		1.04	
Converse	0.81		0.81						1.19		1.02	0.23			1.47	
Crook	1.24										0.94					
Fremont	0.98					0.68	1.83	0.84	0.46	0.99	1.03	1.00	1.45	1.79	0.92	
Goshen	0.96										1.03	0.45			1.16	
Hot Springs	0.83										0.65				1.19	
Johnson	0.81									0.74	0.80		1.20			
Laramie	0.92			0.93	0.73	0.81	0.68	0.75	0.78	0.86	1.07	0.95	0.91	1.14	0.86	
Lincoln	0.88										1.65		1.13			
Natrona	1.02		0.72	1.22	0.93	0.78	0.97	1.09	0.72	0.89	0.96	1.10	1.28	1.06	0.85	
Niobrara	1.33										1.49					
Park	0.94			0.90	0.62		2.44			0.78	1.05	1.15	0.63		1.10	
Platte	1.12										1.10				1.49	
Sheridan	0.99						0.87			0.79	1.10	1.25	0.70	0.65	0.94	
Sublette	0.83									1.36	0.89					
Sweetwater	0.78		0.84		0.69	0.58	0.88		0.45	0.46	1.07	1.16			1.04	
Teton	1.15								1.04	1.01	1.43	1.00	1.06		1.07	
Uinta	0.92				1.27					0.45	1.04				1.09	
Washakie	0.93										0.88	1.02				
Weston	0.94										0.89				0.98	
WY	1.18					0.99										


 < .95 cents/dollar


 > 1.05 cents/dollar

Appendix Table 2.1: Women's Wages Compared to Men's (Cents on the Dollar) in Wyoming by Selected Variable, 2016

Age Group = 00-19

County	Total	11 - Agriculture, Forestry, Fishing, & Hunting	21 - Mining	23 - Construction	31,32 &,33 - Manufacturing	42,48,49 &,22 - Wholesale Trade, Transportation, Utilities, & Warehousing	44 & 45 - Retail Trade	51 - Information	52 & 53 - Financial Activities	54 & 55 - Professional & Business Services	61 - Educational Services	62 - Health Services	71 & 72 - Leisure & Hospitality	81 - Other Services	92 - Public Administration	99 - Unclassified
Total	0.96	1.12	1.76	1.23	1.03	0.84	0.96	0.91	0.97	0.94	1.12	0.99	1.02	0.80	0.98	0.79
Albany	0.88				0.85		0.95		0.92	1.10	1.40	0.46	1.13	0.61	0.99	
Big Horn	0.75						0.72						1.00		1.05	
Campbell	0.95			0.73		0.81	0.97	0.93	1.09	0.80	1.03	0.97	1.05	0.81	1.01	
Carbon	0.97						0.92					0.99	1.08			
Converse	1.03	1.37					0.90				0.91	1.09	1.06			
Crook	1.07			0.87			0.94				1.06		1.06			
Fremont	0.95						1.00		0.74	0.96	0.96	0.85	1.06	0.75	0.87	
Goshen	0.82						0.98	0.19					1.00		0.61	
Hot Springs	0.74						1.02						1.03			
Johnson	1.03						0.93						1.13			
Laramie	0.97			1.03	0.88	1.02	0.97	0.88	1.06	1.23	0.96	1.11	1.00	0.79	1.21	
Lincoln	1.03			1.58			1.04			0.69	0.98		1.05			
Natrona	0.95			1.53	1.06	0.69	0.89	0.98	0.97	0.75	1.72	1.00	0.99	1.08	1.02	
Niobrara	0.91						1.06						0.96			
Park	0.97					1.23	0.84	1.06		0.86			1.06	0.82	1.01	
Platte	1.00						1.06						1.00			
Sheridan	1.08	0.99		1.41	0.65		0.99	1.01	1.22	0.86			1.03	0.77		
Sublette	0.95						0.92						1.10			
Sweetwater	0.96		0.79			0.94	0.98		1.04	0.86	0.95	0.71	0.96	0.90	1.02	
Teton	0.98			1.13			0.89			1.05			1.08	0.92		
Uinta	0.94					0.88	0.99	1.11	1.11	0.74	1.02	0.97	1.00		0.96	
Washakie	1.16						1.07					1.29	1.13	0.91		
Weston	0.89				0.43		0.97				1.05		1.09			
WY	0.67									1.12						

 < .95 cents/dollar

 > 1.05 cents/dollar

Appendix Table 2.1: Women's Wages Compared to Men's (Cents on the Dollar) in Wyoming by Selected Variable, 2016

Age Group = 20-24

County	Total	11 - Agriculture, Forestry, Fishing, & Hunting	21 - Mining	23 - Construction	31,32 &,33 - Manufacturing	42,48,49 &,22 - Wholesale Trade, Transportation, Utilities, & Warehousing	44 & 45 - Retail Trade	51 - Information	52 & 53 - Financial Activities	54 & 55 - Professional & Business Services	61 - Educational Services	62 - Health Services	71 & 72 - Leisure & Hospitality	81 - Other Services	92 - Public Administration	99 - Unclassified
Total	0.86	0.89	0.94	0.87	0.75	0.76	0.90	0.87	0.84	0.88	1.26	0.97	1.02	0.83	0.86	0.64
Albany	0.99	1.00		0.82	0.77	1.10	0.88	1.00	0.94	1.04	1.02	0.89	1.03	0.71	0.93	
Big Horn	0.78	0.63		0.71		0.74	0.77			0.50	1.98		0.82		0.96	
Campbell	0.74	0.57	0.96	0.92	0.64	0.62	0.79	0.86	0.96	0.83	1.01	0.80	1.18	0.83	0.92	
Carbon	0.84	0.58	0.91	0.80			0.93	0.80	1.07	0.75	1.33	0.93	0.90		0.76	
Converse	0.78		0.81		0.61	0.60	2.57			0.92	0.95	1.16	0.96			
Crook	0.88			0.73			1.09						0.74			
Fremont	0.88	0.92		0.98	0.65	0.63	0.89	0.69	0.31	0.62	1.19	0.74	1.07	0.76	0.92	
Goshen	1.04				0.91		0.78		0.48			1.32	1.36		1.21	
Hot Springs	0.90						0.86						1.10			
Johnson	0.75				0.74		0.94			0.70		1.09	0.94	0.70		
Laramie	0.90			0.80	0.66	0.86	0.89	0.80	0.96	0.90	1.75	0.99	1.07	1.00	0.86	
Lincoln	0.72		0.73	0.79	0.84		0.87			0.74	1.45	1.23	0.97		1.25	
Natrona	0.93	0.60	0.65	0.89	0.79	0.78	0.82	0.97	0.85	0.88	1.77	1.13	1.04	1.09	0.89	
Niobrara	0.92												0.72		0.62	
Park	0.85	1.00	0.95	0.77	0.86	0.76	0.91	1.57	1.10	0.73	1.36	1.10	0.86	0.75	0.80	
Platte	0.73				0.70	0.75	0.82						0.96		0.35	
Sheridan	0.88	0.80		0.75	0.92		0.93	0.78	1.31	0.79	1.67	1.38	0.98	0.45	0.91	
Sublette	0.78	1.03					0.82						0.96			
Sweetwater	0.75		1.02	0.68	0.74	0.81	1.03	1.55	0.57	1.06	0.86	1.10	0.92	0.90	0.89	
Teton	1.05				1.03	0.78	1.08	0.82	1.00	0.90	1.06	0.92	1.12	0.99	0.72	
Uinta	0.76			1.01	0.84		1.01	0.55	1.00	0.71	0.98	1.08	0.80	0.53	1.05	
Washakie	0.73				1.07		1.14			1.06			0.67	0.94	0.75	
Weston	0.72						0.94						1.02		1.20	
WY	0.70			1.13		0.72				0.95						

< .95 cents/dollar

> 1.05 cents/dollar

**Appendix Table 2.1: Women's Wages Compared to Men's (Cents on the Dollar)
in Wyoming by Selected Variable, 2016**

Age Group = 25-34

County	Total	11 - Agriculture, Forestry, Fishing, & Hunting	21 - Mining	23 - Construction	31,32 &,33 - Manufacturing	42,48,49 &,22 - Wholesale Trade, Transportation, Utilities, & Warehousing	44 & 45 - Retail Trade	51 - Information	52 & 53 - Financial Activities	54 & 55 - Professional & Business Services	61 - Educational Services	62 - Health Services	71 & 72 - Leisure & Hospitality	81 - Other Services	92 - Public Administration	99 - Unclassified
Total	0.80	0.86	0.88	0.85	0.75	0.73	0.84	0.81	0.73	0.85	0.99	0.84	0.95	0.80	0.87	0.58
Albany	0.91	0.67	0.82	0.80	0.74	0.68	0.94	0.91	0.94	0.90	0.95	1.11	1.00	0.76	0.91	
Big Horn	0.76	0.59	0.70	0.84	0.69	0.53	0.83		0.58	0.68	0.83	0.72	0.84		0.75	
Campbell	0.66		0.94	0.93	0.64	0.67	0.71	0.65	0.74	0.76	0.83	0.57	0.93	0.56	0.84	
Carbon	0.76	0.70	0.78	0.78	0.81	0.59	0.72	1.17	0.77	0.94	0.99	1.23	1.09	0.51	0.86	
Converse	0.72	1.28	0.92	1.02	0.59	0.75	0.99	1.13	0.73	0.98	0.93	0.37	1.02	0.46	0.91	
Crook	0.75			0.55	0.84	0.84	0.75				0.95		0.67		0.78	
Fremont	0.84	0.75	0.70	0.68	0.99	0.56	0.88	0.78	0.61	0.92	1.10	0.58	0.99	0.65	0.81	
Goshen	0.88	0.64			1.47	0.48	0.75	0.97	0.51	0.82	1.02	0.69	0.76	0.77	0.88	
Hot Springs	0.80				0.63		0.96		1.07	0.48	0.76	0.92	2.88		0.88	
Johnson	0.77			0.92		0.52	0.67	1.42	0.61	0.94	0.82	0.24	0.96	0.93	0.86	
Laramie	0.89	0.91	0.95	0.82	0.81	0.92	0.90	0.80	0.81	0.92	0.89	0.93	0.95	0.96	0.91	
Lincoln	0.65		0.82	0.93		0.62	0.66		0.55	0.70	0.78	0.64	0.54	0.46	0.75	
Natrona	0.89	0.93	0.87	0.87	0.71	0.76	0.85	0.90	0.70	0.82	1.05	0.92	0.97	0.82	0.82	
Niobrara	1.20					1.11	1.01				1.14	1.12	1.32		1.17	
Park	0.86	1.02	0.98	0.82	0.90	0.54	0.85	0.79	0.77	0.73	1.03	0.82	1.03	1.89	0.86	
Platte	0.74	0.93		0.72	0.97	0.58	0.81		0.59	0.83	0.93	0.96	1.43		0.82	
Sheridan	0.90	0.94	0.81	0.99	0.88	0.48	0.96	0.54	0.90	0.87	0.93	1.07	0.99	0.69	0.91	
Sublette	0.64		1.04	0.74		0.57	0.77		1.01	0.71	0.97	0.89	1.19	0.56	0.68	
Sweetwater	0.65		0.84	0.72	0.82	0.80	0.82	1.03	0.74	0.67	0.97	0.78	0.93	0.79	0.85	
Teton	1.03	0.82		0.87	0.83	0.92	0.98	0.81	0.90	1.06	0.98	0.88	1.06	1.18	0.94	
Uinta	0.72		0.64	0.73	0.88	0.79	0.77	0.67	0.50	0.65	0.86	0.76	0.78	0.71	0.89	
Washakie	0.83				0.94	0.94	0.79	0.91	0.40	1.01	0.83	0.62	1.67	0.68	0.88	
Weston	0.65			0.72	0.71		0.67	0.65	0.29	0.45	0.80		0.77		0.88	
WY	0.67			1.12		0.52				0.99	0.95			0.77		


 < .95 cents/dollar


 > 1.05 cents/dollar

**Appendix Table 2.1: Women's Wages Compared to Men's (Cents on the Dollar)
in Wyoming by Selected Variable, 2016**

Age Group = 35-44

County	Total	11 - Agriculture, Forestry, Fishing, & Hunting	21 - Mining	23 - Construction	31,32 &,33 - Manufacturing	42,48,49 &,22 - Wholesale Trade, Transportation, Utilities, & Warehousing	44 & 45 - Retail Trade	51 - Information	52 & 53 - Financial Activities	54 & 55 - Professional & Business Services	61 - Educational Services	62 - Health Services	71 & 72 - Leisure & Hospitality	81 - Other Services	92 - Public Administration	99 - Unclassified
Total	0.73	0.92	0.80	0.79	0.72	0.69	0.73	0.71	0.62	0.75	0.81	0.62	0.82	0.73	0.85	0.49
Albany	0.81			1.02	0.60	0.46	0.67	1.27	0.72	0.79	0.81	1.00	0.71	0.86	0.85	
Big Horn	0.71		0.82	0.51	0.86	0.62	0.76		0.45	0.68	0.68	0.88	0.93	0.38	0.79	
Campbell	0.65		0.88	0.71	0.59	0.64	0.65	0.64	0.63	0.83	0.75	0.48	0.75	0.67	0.80	
Carbon	0.65	0.98	0.70	0.69	0.92	0.46	0.77	0.64	0.28	0.49	0.66	0.54	0.87	0.62	0.84	
Converse	0.65		0.85	0.61		0.84	0.95	0.72	0.78	0.63	0.73	1.33	1.08	1.26	0.88	
Crook	0.93				0.59	1.96	0.62		0.45	1.04	1.13	0.81	1.15		0.67	
Fremont	0.75	0.58	0.64	0.79	0.51	0.59	0.85	0.57	0.62	0.78	0.91	0.52	0.90	0.83	0.84	
Goshen	0.87	0.73		0.64	0.76	0.57	0.62		0.55	0.48	0.71	1.04	0.99		0.90	
Hot Springs	0.70		0.72				0.47			0.48	0.56	0.95	0.78		0.90	
Johnson	0.73		0.71	2.10	0.85	0.46	0.57	0.83	0.56	0.89	0.76	0.47	0.93	0.61	0.75	
Laramie	0.81	0.90	0.48	0.81	0.67	0.82	0.76	0.89	0.75	0.80	0.81	0.69	0.86	0.82	0.86	
Lincoln	0.58		1.20	0.83	0.48	0.56	0.75	0.38	0.30	0.73	0.61	0.23	0.98	1.09	0.77	
Natrona	0.82	0.42	0.66	0.83	0.91	0.64	0.69	1.14	0.62	0.83	0.99	0.68	0.81	0.64	0.80	
Niobrara	0.89					1.29	1.05				0.69	1.31	1.04		0.86	
Park	0.75	1.21	0.71	0.81	0.96	0.97	0.90	0.58	0.42	0.71	0.67	0.54	1.04	0.72	0.83	
Platte	0.72	0.89	2.54		0.93	0.81	0.81		0.94	0.38	0.80	0.34	1.01		0.87	
Sheridan	0.84	0.51	0.85	0.89	0.63	0.65	0.82	0.57	0.63	0.76	0.93	1.06	1.13	0.66	0.92	
Sublette	0.57	0.79	0.88	0.76	0.87	0.64	0.54		0.57	0.56	0.76	0.87	0.93	0.63	0.67	
Sweetwater	0.57		0.83	0.68	0.79	0.68	0.71	0.53	0.55	0.48	0.79	0.58	1.03	0.58	0.78	
Teton	0.95	1.60		0.99	0.88	0.88	0.92	0.70	0.78	0.85	0.94	0.78	0.96	0.86	1.26	
Uinta	0.63		0.74	0.64	0.79	0.73	0.91	0.67	0.50	0.50	0.62	0.39	0.87		0.84	
Washakie	0.74		0.52	0.70	0.89	0.66	0.68	0.84	0.50	1.15	0.71	1.03	0.64		0.78	
Weston	0.65				0.55	0.43	0.76	0.48	0.25	0.80	0.73	0.28	0.97		0.83	
WY	0.62		0.83	0.66		0.65	0.72		0.67	0.84	0.27			0.52		0.28


 < .95 cents/dollar


 > 1.05 cents/dollar

Appendix Table 2.1: Women's Wages Compared to Men's (Cents on the Dollar) in Wyoming by Selected Variable, 2016

Age Group = 45-54

County	Total	11 - Agriculture, Forestry, Fishing, & Hunting	21 - Mining	23 - Construction	31,32 &,33 - Manufacturing	42,48,49 &,22 - Wholesale Trade, Transportation, Utilities, & Warehousing	44 & 45 - Retail Trade	51 - Information	52 & 53 - Financial Activities	54 & 55 - Professional & Business Services	61 - Educational Services	62 - Health Services	71 & 72 - Leisure & Hospitality	81 - Other Services	92 - Public Administration	99 - Unclassified
Total	0.73	0.82	0.79	0.81	0.66	0.63	0.69	0.64	0.66	0.69	0.76	0.65	0.79	0.68	0.85	0.66
Albany	0.71	1.08		0.63	0.63	0.72	0.67	1.19	0.79	0.65	0.66	1.35	0.68	0.72	0.93	
Big Horn	0.78	0.58	0.79		0.55	0.75	0.69		1.04	0.90	0.65	0.65	1.06	0.53	0.95	
Campbell	0.65		0.90	0.71	0.52	0.57	0.66	0.79	0.61	0.70	0.66	0.46	0.69	0.66	0.78	
Carbon	0.68	0.59	0.49	0.79	0.71	0.50	0.73	0.44	0.61	0.59	0.87	0.78	0.98	0.39	0.81	
Converse	0.64	1.25	0.87	0.89	1.05	0.57	0.86	0.81	0.56	1.00	0.80	0.56	0.91	0.42	0.80	
Crook	0.73			0.62	0.70	0.86	0.66	0.63	0.46	0.35	0.91	0.55			0.71	
Fremont	0.73	1.02	0.58	1.11	0.63	0.59	0.89	0.62	0.67	0.63	0.84	0.67	0.91	0.86	0.90	
Goshen	0.90				0.97	0.67	0.64		0.42	0.25	1.03	0.57		1.20	0.93	
Hot Springs	0.84				0.92		0.92			0.48	0.87	0.78	0.61		0.99	
Johnson	0.70			0.60		0.70	0.61		0.49	0.63	0.69	0.53	0.74	0.84	0.67	
Laramie	0.79	0.71	0.70	0.84	0.68	0.86	0.70	0.76	0.69	0.66	0.82	0.69	0.75	0.70	0.85	0.81
Lincoln	0.59		0.82	0.70	0.69	0.58	0.66	0.29	0.78	0.49	0.65	0.42	0.76	0.71	0.75	
Natrona	0.81		0.75	0.89	0.75	0.59	0.70	0.92	0.65	0.73	0.87	0.66	0.84	0.57	0.84	
Niobrara	0.84			1.32		0.86	1.13				0.63		1.26		0.83	
Park	0.74	0.66	0.73	0.60	0.62	0.65	0.56	0.46	0.65	0.73	0.76	0.62	0.88	0.58	0.79	
Platte	0.71	0.90	1.26		0.65	0.80	0.58		0.33	0.50	0.94	0.47	0.92		1.26	
Sheridan	0.78	0.80	0.64	0.92	0.82	0.61	0.75	0.42	0.58	0.69	0.86	0.84	0.74	0.71	0.81	
Sublette	0.65	1.00	0.63	0.81		0.75	0.71		1.00	0.82	0.82	0.80	0.89	1.15	0.80	
Sweetwater	0.59		0.76	0.74	0.78	0.64	0.77	0.52	0.75	0.69	0.69	0.60	0.93	0.67	0.71	
Teton	0.94			0.80	0.60	0.72	0.87	0.75	0.74	0.75	0.94	0.88	1.00	0.99	0.90	
Uinta	0.62		0.61	0.71	0.56	0.57	0.58	0.58	0.79	0.55	0.71	0.66	0.91	0.70	0.84	
Washakie	0.81		1.78	0.75	0.68	0.58	0.38	0.68	0.45	0.93	0.87	0.84	0.84	0.62	0.89	
Weston	0.56		0.82	0.66	0.42	0.50	0.88	0.69			0.59		1.01		0.79	
WY	0.71		0.59	1.41		0.55	0.98		0.88	0.86						


 < .95 cents/dollar


 > 1.05 cents/dollar

**Appendix Table 2.1: Women's Wages Compared to Men's (Cents on the Dollar)
in Wyoming by Selected Variable, 2016**

Age Group = 55-64

County	Total	11 - Agriculture, Forestry, Fishing, & Hunting	21 - Mining	23 - Construction	31,32 &,33 - Manufacturing	42,48,49 &,22 - Wholesale Trade, Transportation, Utilities, & Warehousing	44 & 45 - Retail Trade	51 - Information	52 & 53 - Financial Activities	54 & 55 - Professional & Business Services	61 - Educational Services	62 - Health Services	71 & 72 - Leisure & Hospitality	81 - Other Services	92 - Public Administration	99 - Unclassified
Total	0.71	0.82	0.78	0.81	0.63	0.67	0.72	0.70	0.56	0.67	0.82	0.65	0.80	0.73	0.84	0.37
Albany	0.75	0.92		0.78	0.70	0.68	0.69	0.68	0.42	0.68	0.77	0.79	0.96	0.65	0.89	
Big Horn	0.78	0.79	0.80	1.12	1.01	0.50	0.53		0.76	0.49	0.87	0.75		0.79	0.89	
Campbell	0.66		0.81	0.85	0.47	0.64	0.67	1.00	0.75	0.63	0.75	0.51	0.79	0.52	0.86	
Carbon	0.66	0.84	0.76	0.87		0.64	0.74	0.61	0.57	0.95	0.89	0.66	0.60	0.72	0.83	
Converse	0.68	0.55	0.79	0.93	0.69	0.99	0.69	0.32	0.57	1.17	0.66	0.87	0.94		0.84	
Crook	0.66			0.67		0.73	0.68	0.42		0.67	0.75	0.68	0.69	0.70	0.83	
Fremont	0.78	0.80	0.57	0.79	0.86	0.64	0.86	0.56	0.84	0.86	0.84	0.68	1.07	0.78	0.84	
Goshen	0.91	0.78		1.06	0.83	0.71	0.72	0.50	0.40	1.05	0.98	0.84			0.90	
Hot Springs	0.68		0.51		1.30		0.81				0.82	0.64			0.86	
Johnson	0.79	0.51		0.61		0.48	0.76	0.81	0.59	0.71	0.85	0.88	0.80	1.00	0.90	
Laramie	0.77	0.41	0.45	0.77	0.54	0.79	0.79	0.91	0.65	0.71	0.67	0.65	0.87	0.96	0.84	
Lincoln	0.58		0.85	1.07	0.72	0.69	0.87	1.52	0.34	0.51	0.59	0.54	0.87	0.84	0.87	
Natrona	0.77		0.71	0.82	0.74	0.63	0.72	0.75	0.53	0.68	1.00	0.68	0.90	0.72	0.83	
Niobrara	1.02						1.07				1.01	1.11	0.95		1.05	
Park	0.74	0.98	1.05	0.65	0.55	0.86	0.82	0.65	0.51	0.62	0.74	0.68	0.82	0.81	0.86	
Platte	0.66	0.52		0.53	0.80	0.68	0.71		0.48	0.90	1.15	0.35	0.91		0.72	
Sheridan	0.75	0.54	0.84	0.73	0.78	0.72	0.77	0.54	0.42	0.57	0.96	0.65	1.06	0.91	0.84	
Sublette	0.64		0.72	0.66	0.41	0.84	0.68	0.54	0.71	0.59	0.96	1.08	0.87	0.78	0.55	
Sweetwater	0.58		0.82	0.88	0.87	0.68	0.63	0.63	0.59	0.72	1.01	0.63	0.93	0.46	0.74	
Teton	0.82	0.72		0.84	0.95	0.86	0.75	0.69	0.51	0.66	1.19	0.63	0.84	0.94	0.67	
Uinta	0.64		0.37	0.58	0.47	0.65	0.53	0.61	0.51	0.55	0.73	0.76	1.03	0.36	0.83	
Washakie	0.71		1.46		0.97	0.91	0.55	0.72	0.36	0.39	0.78	0.67	0.93	0.79	0.85	
Weston	0.77		0.80	2.22	0.55	0.68	0.73		1.04		1.03	0.92	0.86	0.70	0.89	
WY	0.58		0.46	1.44		0.39			1.37	0.69	0.57	0.67		0.66		

 < .95 cents/dollar

 > 1.05 cents/dollar

Appendix Table 2.1: Women's Wages Compared to Men's (Cents on the Dollar) in Wyoming by Selected Variable, 2016

Age Group = 65-Up

County	Total	11 - Agriculture, Forestry, Fishing, & Hunting	21 - Mining	23 - Construction	31,32 &,33 - Manufacturing	42,48,49 &,22 - Wholesale Trade, Transportation, Utilities, & Warehousing	44 & 45 - Retail Trade	51 - Information	52 & 53 - Financial Activities	54 & 55 - Professional & Business Services	61 - Educational Services	62 - Health Services	71 & 72 - Leisure & Hospitality	81 - Other Services	92 - Public Administration	99 - Unclassified
Total	0.71	0.78	0.72	0.72	0.67	0.68	0.78	0.51	0.59	0.56	0.95	0.55	0.69	0.75	0.86	
Albany	0.67	0.41				0.60	1.18		0.52	0.36	0.73	0.87	0.44	1.10	0.42	
Big Horn	0.85			0.61	0.76	0.76	0.56		0.22	0.45	1.27	0.36			1.07	
Campbell	0.70		0.70	1.14		0.53	0.80		1.27	0.68	1.13	0.40	0.55	0.39	0.74	
Carbon	0.73	1.30	0.91			0.90	0.85		0.33	0.58	0.99	0.37	0.74	0.22	0.97	
Converse	0.67	0.74		0.93		0.93	0.89	1.54	1.01	0.48	1.14	0.22	1.47	1.04	0.57	
Crook	0.65					0.68	0.96			1.33	1.42	0.28	1.02		0.30	
Fremont	0.74		0.69		0.65	0.64	0.59	0.45	1.23	0.52	0.67	0.83	0.70	1.21	0.89	
Goshen	0.87				0.97		0.43		0.67	0.82	1.07	0.65	0.63	1.56	1.11	
Hot Springs	0.78						0.77		1.15		1.00	0.98			1.03	
Johnson	0.66					0.65	0.75		0.52	0.46	0.71	1.83	0.82	0.63	0.76	
Laramie	0.69	1.08	0.87	0.68	0.68	0.96	0.84	0.44	0.55	0.60	0.89	0.43	0.60	0.72	0.82	
Lincoln	0.59			0.80	0.62		0.59			0.56	0.87	0.67	0.54	0.69	0.33	
Natrona	0.79		0.82	0.65	1.17	0.81	0.70	0.68	0.57	0.57	1.44	0.55	0.54	0.59	0.82	
Niobrara	0.98						1.08				2.39	0.24				
Park	0.79	1.12	0.56	0.71	0.48		0.80	0.57	1.10	0.56	1.12	0.68	0.86	0.76	0.83	
Platte	0.72	0.74			0.75	0.75	0.51				0.93	0.24			1.13	
Sheridan	0.69	0.68		0.69	0.61	0.99	0.78	0.58	0.63	0.54	0.77	0.82	0.95	0.67	0.79	
Sublette	0.75		0.63	1.16			0.55		0.59	0.96	0.52	0.56	0.80		0.59	
Sweetwater	0.61		0.94	0.57	0.75	0.65	0.85	0.17	0.93	0.89	0.94	0.47	0.84	0.71	1.44	
Teton	0.73			0.53		0.97	0.95	0.68	0.49	0.43	0.82	0.69	0.69	1.94	1.26	
Uinta	0.58	0.59	0.54	0.83			1.09	0.39	0.45	0.28	0.79	0.81			0.85	
Washakie	0.63			0.53	0.64	0.52	1.11		0.38	0.30	0.80	0.51	0.97		1.01	
Weston	0.70		0.71				0.64				1.01	0.39	0.87		0.79	
WY	0.59					0.49				0.80	0.57					


 < .95 cents/dollar


 > 1.05 cents/dollar

Appendix Table 2.1: Women's Wages Compared to Men's (Cents on the Dollar) in Wyoming by Selected Variable, 2016

Births = 1

County	Total	11 - Agriculture, Forestry, Fishing, & Hunting	21 - Mining	23 - Construction	31,32 &,33 - Manufacturing	42,48,49 &,22 - Wholesale Trade, Transportation, Utilities, & Warehousing	44 & 45 - Retail Trade	51 - Information	52 & 53 - Financial Activities	54 & 55 - Professional & Business Services	61 - Educational Services	62 - Health Services	71 & 72 - Leisure & Hospitality	81 - Other Services	92 - Public Administration	99 - Unclassified
Total	0.71	0.73	0.84	0.80	0.66	0.67	0.73	0.76	0.60	0.76	0.83	0.59	0.79	0.68	0.83	1.51
Albany	0.76	1.23		0.70	0.67	0.52	0.65	0.78	0.63	0.79	0.75	1.02	0.78	0.76	1.05	
Big Horn	0.79		0.89	0.53	0.68	0.49	0.87			0.37	0.79	0.79	0.70	0.59	1.00	
Campbell	0.64		0.90	0.84	0.50	0.63	0.71	0.64	0.56	0.81	0.71	0.57	0.66	0.53	0.83	
Carbon	0.64	0.49	0.71	0.74		0.56	0.75		0.28	0.53	0.69	0.58	1.08	0.36	0.76	
Converse	0.64		0.97	0.70	0.66	0.80	1.20	1.65	0.88	0.89	0.78	0.31	0.78	0.65	0.88	
Crook	0.84			0.71	0.53	0.93	0.67			2.37	1.17	0.71	0.70		0.69	
Fremont	0.71	1.05	0.64	0.81	0.45	0.63	0.87	0.58	0.44	0.73	0.87	0.49	0.95	0.78	0.81	
Goshen	0.87				0.93	0.55	0.71	0.80	0.54	0.47	0.70	0.71	1.00	2.10	0.97	
Hot Springs	0.74					0.85	0.75			0.70	0.68	0.66	1.18		1.06	
Johnson	0.76			0.68	0.80	0.59	0.86		0.29	0.80	0.81		1.29	0.57	0.74	
Laramie	0.81		0.58	0.86	0.68	0.94	0.80	0.90	0.65	0.84	0.84	0.69	0.91	0.91	0.85	
Lincoln	0.56		1.05	0.62	0.77	0.48	0.73		0.51	0.61	0.62	0.25	0.59	0.58	0.72	
Natrona	0.79		0.90	0.92	0.93	0.66	0.59	0.90	0.73	0.84	1.03	0.58	0.89	0.64	0.76	
Niobrara	0.96					0.90	0.99				1.29		1.09		0.73	
Park	0.70	1.22	0.64	0.63	0.67	0.58	0.79	0.70	0.54	0.61	0.71	0.50	0.93	1.24	0.73	
Platte	0.66	0.93		0.56		0.70	0.98		0.78		0.77	0.52	0.99	0.85	0.71	
Sheridan	0.77	0.32	0.79	0.89	0.72	0.60	0.78	0.53	0.55	0.77	0.97	1.00	0.91	0.43	0.76	
Sublette	0.56		1.03			0.44	0.58		0.51	0.64	0.65	1.09	0.66	0.43	0.81	
Sweetwater	0.57		0.75	0.62	0.78	0.78	0.79	0.68	0.78	0.56	0.87	0.51	0.98	0.70	0.71	
Teton	0.86			0.88	0.59	0.81	0.81	0.45	0.62	0.78	0.93	0.77	0.84	1.15	0.94	
Uinta	0.61		0.57	0.63	0.74	0.72	0.65	0.96	0.47	0.52	0.68	0.43	0.72	0.38	0.83	
Washakie	0.82				0.89	0.74	0.61	1.23	0.49	0.69	0.86	0.75	1.03		0.88	
Weston	0.63			0.75	0.44	0.42	0.67		0.33		0.68		0.93		0.87	
WY	0.67			1.96		0.46				1.00						

 < .95 cents/dollar

 > 1.05 cents/dollar

Appendix Table 2.1: Women's Wages Compared to Men's (Cents on the Dollar) in Wyoming by Selected Variable, 2016

Births = 2

County	Total	11 - Agriculture, Forestry, Fishing, & Hunting	21 - Mining	23 - Construction	31,32 &,33 - Manufacturing	42,48,49 &,22 - Wholesale Trade, Transportation, Utilities, & Warehousing	44 & 45 - Retail Trade	51 - Information	52 & 53 - Financial Activities	54 & 55 - Professional & Business Services	61 - Educational Services	62 - Health Services	71 & 72 - Leisure & Hospitality	81 - Other Services	92 - Public Administration	99 - Unclassified
Total	0.69	0.77	0.74	0.75	0.63	0.64	0.66	0.59	0.57	0.65	0.77	0.61	0.68	0.70	0.80	0.25
Albany	0.71			0.90	0.70	0.30	0.64	1.54	0.70	0.63	0.68	1.37	1.10	0.81	0.86	
Big Horn	0.73	0.65	0.54	0.51	1.01		0.55		0.68	1.00	0.68	0.56		0.41	0.93	
Campbell	0.60		0.89	0.68	0.56	0.67	0.59	0.58	0.51	0.64	0.68	0.39	0.66	0.73	0.72	
Carbon	0.65		0.66	0.69	1.04	0.84	0.61		0.49		0.85		0.93	0.59	0.74	
Converse	0.66		0.80	1.04	0.62	0.63	1.02	0.71	0.56	0.95	0.77		0.61	1.30	0.76	
Crook	0.95						1.07				1.28				0.58	
Fremont	0.76		0.53	0.90	0.78	0.53	0.88	0.57	0.70	0.83	0.91	0.63	0.77	0.75	0.86	
Goshen	0.87			0.73		0.82	0.45		0.43	0.82	1.30	0.57			0.87	
Hot Springs	0.84						0.70			0.50	0.96	0.78	0.55		0.73	
Johnson	0.69			0.98		0.55	0.50		0.46	0.71	0.76	0.42	0.68	0.76	0.61	
Laramie	0.71	1.03	0.79	0.79	0.51	0.81	0.67	0.77	0.64	0.64	0.63	0.59	0.81	0.78	0.78	
Lincoln	0.58		0.80	1.01	0.32	0.67	0.63		0.51	0.47	0.64	0.42	0.12	0.21	0.68	
Natrona	0.77	0.52	0.60	0.69	0.56	0.54	0.71	0.66	0.52	0.67	0.86	0.72	0.64	0.60	0.86	
Niobrara	0.89										0.73				0.90	
Park	0.70		0.95	0.71	0.68	0.50	0.85	0.54	0.45	0.70	0.67	0.39	0.73	0.88	0.73	
Platte	0.64			0.71	1.14	0.74	0.40		0.21	0.74	1.01	0.28	0.72		0.89	
Sheridan	0.76	0.85	0.65	1.05	0.73	0.61	0.81	0.48	0.45	0.72	0.81	0.73	0.86	0.59	0.89	
Sublette	0.51	1.44	0.53	0.59	0.34	0.46	0.56		0.73	0.45	0.83			0.50	0.50	
Sweetwater	0.56		0.71	0.78	0.83	0.68	0.72	0.45	0.58	0.64	0.67	0.53	0.81	0.57	0.73	
Teton	0.87	0.77		0.71		0.89	0.65	0.61	0.83	0.86	0.96	0.81	0.83	0.81	1.10	
Uinta	0.67		0.44	0.60	1.16	0.76	0.76	0.57	0.62	0.30	0.75	1.06	0.91	0.47	0.86	
Washakie	0.72		0.70	0.61	0.70	0.60	0.14	0.51	0.63	0.45	0.70	0.73	0.81		0.99	
Weston	0.60			0.91			0.49				0.67				0.91	
WY	0.46					0.44	0.79		0.70	0.49						


< .95 cents/dollar


> 1.05 cents/dollar

Appendix Table 2.1: Women's Wages Compared to Men's (Cents on the Dollar) in Wyoming by Selected Variable, 2016

Births = > 2

County	Total	11 - Agriculture, Forestry, Fishing, & Hunting	21 - Mining	23 - Construction	31,32 &,33 - Manufacturing	42,48,49 &,22 - Wholesale Trade, Transportation, Utilities, & Warehousing	44 & 45 - Retail Trade	51 - Information	52 & 53 - Financial Activities	54 & 55 - Professional & Business Services	61 - Educational Services	62 - Health Services	71 & 72 - Leisure & Hospitality	81 - Other Services	92 - Public Administration	99 - Unclassified
Total	0.61	1.09	0.75	0.77	0.69	0.55	0.56	0.54	0.47	0.50	0.72	0.53	0.63	0.51	0.74	
Albany	0.68			0.55		0.90	0.55		0.46	0.88	0.70	0.41	0.60	0.77	0.73	
Big Horn	0.62		0.98	0.43	0.60	0.82	0.32		0.77	0.56	0.57	0.20			0.71	
Campbell	0.53		0.87	0.78	0.48	0.53	0.56	0.30	0.39	0.51	0.60	0.58	0.32	0.49	0.64	
Carbon	0.60			0.77		0.29	0.41	0.56	0.40	0.27	0.61		0.93		0.99	
Converse	0.49		0.84	0.47		0.42			0.41	0.35	0.74				0.76	
Crook	0.69										0.82					
Fremont	0.61		0.70	0.61		0.75	0.66	0.39	0.36	0.52	0.74	0.59	0.74	0.38	0.73	
Goshen	0.93						0.42				0.85	1.62			0.66	
Hot Springs	0.59				0.78		0.45				0.58					
Johnson	0.62			1.77			0.39		0.78	0.92	0.59	0.50			0.64	
Laramie	0.65		0.34	0.62	0.72	0.58	0.59	0.42	0.56	0.52	1.04	0.50	0.82	0.45	0.79	
Lincoln	0.56			0.73		0.48	0.45		0.30	0.63	0.56	0.45		0.86	0.93	
Natrona	0.69		0.75	0.84	1.09	0.55	0.61	1.33	0.42	0.40	0.94	0.50	0.89	0.44	0.73	
Niobrara	0.67															
Park	0.61	1.24	0.74	0.57	0.44	0.95	0.50	0.33	0.23	0.46	0.60	0.55	0.80		0.96	
Platte	0.70										0.83	0.30	1.02		0.66	
Sheridan	0.69			0.97	0.50	0.52	0.50		0.59	0.70	0.65	0.92	0.61	0.84	0.80	
Sublette	0.59						0.54			0.77	0.94	0.80				
Sweetwater	0.49		0.70	0.80	0.83	0.54	0.58		0.39	0.39	0.53	0.76	0.78	0.41	0.64	
Teton	0.75			0.81			0.73		0.42	0.66	0.91	0.61	0.81		1.67	
Uinta	0.57			0.63	0.67	0.44	0.71	0.78	0.59	0.35	0.63	0.43	0.39		0.72	
Washakie	0.63				0.78	0.40			0.48		0.81				0.86	
Weston	0.60															
WY	0.45					0.42										


 < .95 cents/dollar


 > 1.05 cents/dollar

Appendix Table 2.1: Women's Wages Compared to Men's (Cents on the Dollar) in Wyoming by Selected Variable, 2016

**Age Group = All
Education = High School Diploma**

County	Total	11 - Agriculture, Forestry, Fishing, & Hunting	21 - Mining	23 - Construction	31,32 &,33 - Manufacturing	42,48,49 &,22 - Wholesale Trade, Transportation, Utilities, & Warehousing	44 & 45 - Retail Trade	51 - Information	52 & 53 - Financial Activities	54 & 55 - Professional & Business Services	61 - Educational Services	62 - Health Services	71 & 72 - Leisure & Hospitality	81 - Other Services	92 - Public Administration	99 - Unclassified
Total	0.77	0.79	0.78	0.83	0.61	0.62	0.92	0.99	0.78	0.90	1.19	0.96	0.99	0.82	0.77	0.74
Albany	0.80						0.85				0.73	1.03	1.00	0.83		
Big Horn	0.66						0.65									
Campbell	0.69		0.68	0.84		0.68	0.84		0.93	0.84	0.81	0.94	1.06	0.88	0.76	
Carbon	0.75						0.86		1.21				1.09			
Converse	0.77						2.49					0.97	0.90			
Crook	0.68						1.02									
Fremont	0.78				0.98		0.89				1.33	0.91	1.06	0.81	0.67	
Goshen	1.03												2.66			
Hot Springs	0.58												1.06			
Johnson	0.72												1.08			
Laramie	0.91			0.93	0.56	0.90	0.91	0.98	0.77	0.97		1.00	1.20	1.01	0.95	
Lincoln	0.67						0.85						1.15			
Natrona	0.76				0.68	0.48	0.91		0.64	0.84	2.59	1.08	0.90	0.99	0.71	
Niobrara	0.84												1.30			
Park	0.73	0.81			0.76		0.82			0.65		1.03	0.71	0.59		
Platte	0.77			1.39			0.89						1.03			
Sheridan	0.96						1.01			1.07		0.89	1.59	0.53		
Sublette	0.69						0.69						1.02			
Sweetwater	0.72		0.77				0.90		0.85	1.26	1.86	0.56	0.99	1.13	1.05	
Teton	0.87						0.88		0.83	1.05			0.95	0.87		
Uinta	0.77			0.50			1.05		0.71	0.67	3.83	1.16	0.57	0.55		
Washakie	0.72				0.65		0.87			0.90			0.97			
Weston	0.53						1.29						1.12			
WY	0.52									0.72						

 < .95 cents/dollar

 > 1.05 cents/dollar

**Appendix Table 2.1: Women's Wages Compared to Men's (Cents on the Dollar)
in Wyoming by Selected Variable, 2016**

**Age Group = All
Education = Some College**

County	Total	11 - Agriculture, Forestry, Fishing, & Hunting	21 - Mining	23 - Construction	31,32 &,33 - Manufacturing	42,48,49 &,22 - Wholesale Trade, Transportation, Utilities, & Warehousing	44 & 45 - Retail Trade	51 - Information	52 & 53 - Financial Activities	54 & 55 - Professional & Business Services	61 - Educational Services	62 - Health Services	71 & 72 - Leisure & Hospitality	81 - Other Services	92 - Public Administration	99 - Unclassified
Total	0.76	0.92	0.83	0.83	0.65	0.67	0.80	0.79	0.71	0.78	0.92	0.82	0.95	0.70	0.84	0.61
Albany	0.90	1.25		0.85	0.76	0.50	0.77	0.80	0.94	1.09	0.96	0.85	0.90	0.70	0.81	
Big Horn	0.84	0.72	0.62	0.52	0.89	0.69	0.89		0.48	0.51	0.84	1.12	0.89	0.35	0.93	
Campbell	0.69	0.42	0.89	0.74	0.58	0.71	0.64	0.73	0.79	0.78	0.86	0.76	1.09	0.53	0.85	
Carbon	0.83	0.52	0.70	0.87		0.36	0.80	1.23	0.49	0.62	1.00	1.25	1.03	0.55	0.81	
Converse	0.69	1.22	0.90	0.87	0.87	0.65	1.00	1.28	0.50	0.64	0.80	1.11	0.96	0.79	0.78	
Crook	0.84			0.43	0.64	0.66	0.55			0.77	0.93		0.95	1.04	0.61	
Fremont	0.84	0.95	0.58	1.00	0.59	0.63	0.86	0.69	0.58	0.79	0.95	0.79	1.09	0.68	0.81	
Goshen	0.93			0.90	0.70	0.76	0.83	0.52	0.47	1.69	0.89	0.90	1.06	0.91	0.87	
Hot Springs	0.80		0.66				0.92				0.90	0.84	1.25		1.03	
Johnson	0.83			1.02	0.99	0.37	0.64	1.50	0.33	0.72	0.79	1.24	1.03	0.72	0.74	
Laramie	0.84	0.77	0.41	0.98	0.64	0.79	0.90	0.81	0.83	0.77	1.05	0.84	0.90	1.08	0.88	
Lincoln	0.75		0.80	0.86	0.65	0.64	0.86	0.24	1.21	0.61	0.78	0.79	1.04	1.22	0.87	
Natrona	0.92	0.62	0.96	0.89	0.64	0.60	0.85	0.85	0.64	0.83	0.95	0.89	0.89	0.79	0.78	
Niobrara	1.00						1.32				0.74	0.89	0.90		1.11	
Park	0.86	1.58	0.80	0.85	0.95	0.61	0.95	0.68	0.79	0.68	0.86	0.61	0.97	1.27	0.77	
Platte	0.76			0.48	0.78	0.74	0.87		0.79	0.96	0.83	1.63	1.04		0.63	
Sheridan	0.89	1.05	0.65	0.97	0.70	0.75	0.95	0.76	0.57	0.84	0.92	0.98	0.90	0.59	0.88	
Sublette	0.56	0.88	0.69	0.68		0.93	0.77		0.34	0.60	1.04	1.01	0.79	0.90	0.59	
Sweetwater	0.63		0.85	0.78	0.84	0.77	0.80	0.90	0.63	0.66	0.92	0.65	0.96	0.66	0.84	
Teton	1.04	3.69		1.14	1.11	0.78	0.84	0.76	0.87	1.03	0.94	0.80	1.05	1.06	0.96	
Uinta	0.70		0.45	0.78	0.70	0.47	0.56	0.82	0.75	0.54	0.81	0.95	0.96	0.62	0.89	
Washakie	0.80			0.74	0.90	0.52	0.87	0.78	0.49	1.04	0.86	0.43	0.87	0.82	0.67	
Weston	0.65			0.81	0.97	0.41	1.02				0.78	1.80	1.13		0.78	
WY	0.63			0.88		0.67	0.63			1.19						0.84


< .95 cents/dollar


> 1.05 cents/dollar

Appendix Table 2.1: Women's Wages Compared to Men's (Cents on the Dollar) in Wyoming by Selected Variable, 2016

**Age Group = All
Education = Postsecondary Certificate**

County	Total	11 - Agriculture, Forestry, Fishing, & Hunting	21 - Mining	23 - Construction	31,32 &,33 - Manufacturing	42,48,49 &,22 - Wholesale Trade, Transportation, Utilities, & Warehousing	44 & 45 - Retail Trade	51 - Information	52 & 53 - Financial Activities	54 & 55 - Professional & Business Services	61 - Educational Services	62 - Health Services	71 & 72 - Leisure & Hospitality	81 - Other Services	92 - Public Administration	99 - Unclassified
Total	0.90	1.68	0.66	0.86	0.70	0.76	0.81	1.03	0.82	0.91	0.99	0.89	1.17	0.75	0.98	
Albany	1.09										0.92		1.05			
Big Horn	1.10											0.78				
Campbell	0.80		0.92			0.61				0.59	1.25	1.43	1.07	0.49	0.68	
Carbon	1.46															
Converse	0.92															
Fremont	0.98			0.54							1.07		1.27	0.56	1.29	
Goshen	1.10															
Hot Springs	0.69															
Johnson	0.90										0.80					
Laramie	1.00			0.83	0.75		0.61	1.77	1.02	1.15		1.17	0.98	0.99	1.09	
Lincoln	0.49										0.57					
Natrona	1.09					0.49	0.95		0.60	1.03	0.93	1.14	1.42		1.09	
Park	0.97										0.64	0.89				
Platte	0.73															
Sheridan	1.16				0.72		0.93				0.87	1.51	1.00		1.24	
Sublette	0.76															
Sweetwater	0.72				0.94	0.83				0.48	1.17		1.09			
Teton	1.48										1.14		1.87			
Uinta	0.79										1.23	0.37				
Washakie	0.77															
Weston	1.07															

 < .95 cents/dollar

 > 1.05 cents/dollar

Appendix Table 2.1: Women's Wages Compared to Men's (Cents on the Dollar) in Wyoming by Selected Variable, 2016

**Age Group = All
Education = Associates**

County	Total	11 - Agriculture, Forestry, Fishing, & Hunting	21 - Mining	23 - Construction	31,32 &,33 - Manufacturing	42,48,49 &,22 - Wholesale Trade, Transportation, Utilities, & Warehousing	44 & 45 - Retail Trade	51 - Information	52 & 53 - Financial Activities	54 & 55 - Professional & Business Services	61 - Educational Services	62 - Health Services	71 & 72 - Leisure & Hospitality	81 - Other Services	92 - Public Administration	99 - Unclassified
Total	0.84	1.00	0.84	0.86	0.64	0.69	0.86	0.80	0.90	0.75	1.04	0.95	1.03	0.74	0.85	
Albany	0.97			0.79			0.89		1.01	0.76	0.94	1.22	1.14	0.87	0.73	
Big Horn	0.88					0.59	0.72			0.41	0.77	1.07			1.13	
Campbell	0.66		0.93	0.97	0.56	0.70	0.83	0.86	1.20	0.73	0.91	1.13	1.28		0.67	
Carbon	0.83		0.88			0.63	0.75		0.96			2.42			0.70	
Converse	0.64		1.03								0.95				0.62	
Crook	1.03															
Fremont	0.93		0.45	0.80			1.07		0.84	0.67	0.91	0.68	0.84	0.63	1.01	
Goshen	0.90										1.13	1.52	0.24		0.80	
Hot Springs	0.58											0.75				
Johnson	1.00												0.91		0.98	
Laramie	0.92		1.13	1.12	0.43	0.67	0.82	0.88	0.75	0.71	1.07	1.02	0.91	0.78	0.87	
Lincoln	0.65						0.88				1.02	0.98			0.74	
Natrona	0.94		0.83	0.85	0.80	0.73	0.78	0.82	0.96	0.70	1.09	0.98	0.96	1.09	0.86	
Niobrara	1.35															
Park	0.96			0.94	0.65	0.49	0.79	1.31	0.50	0.86	0.91	1.41	1.03	1.39	0.64	
Platte	0.74					0.85	0.44					0.92			0.93	
Sheridan	1.03		0.66	0.58	0.82	0.55	0.81	1.00	0.99	0.94	1.33	1.11	0.98	0.84	1.02	
Sublette	0.56															
Sweetwater	0.68		0.85	0.80	0.82	0.82	1.33	1.14	1.09	0.86	1.14	0.56	1.06	0.60	0.65	
Teton	1.10			0.66						1.19		0.90	1.69			
Uinta	0.93			0.63	0.71	0.77	0.86	0.33		0.97	0.98	1.17	1.03		1.23	
Washakie	1.01															
Weston	0.57														0.83	
WY	0.55			0.94		0.75				0.91		0.87				


 < .95 cents/dollar


 > 1.05 cents/dollar

Appendix Table 2.1: Women's Wages Compared to Men's (Cents on the Dollar) in Wyoming by Selected Variable, 2016

**Age Group = All
Education = Bachelors**

County	Total	11 - Agriculture, Forestry, Fishing, & Hunting	21 - Mining	23 - Construction	31,32 &,33 - Manufacturing	42,48,49 &,22 - Wholesale Trade, Transportation, Utilities, & Warehousing	44 & 45 - Retail Trade	51 - Information	52 & 53 - Financial Activities	54 & 55 - Professional & Business Services	61 - Educational Services	62 - Health Services	71 & 72 - Leisure & Hospitality	81 - Other Services	92 - Public Administration	99 - Unclassified
Total	0.95	0.68	0.86	1.00	0.80	0.74	1.01	0.90	0.75	0.82	1.06	1.03	1.07	1.00	0.90	
Albany	0.91		1.55	1.13	0.77	1.32	1.06	1.06	1.01	0.77	0.95	1.06	1.09	1.14	0.75	
Big Horn	0.80										0.78				0.80	
Campbell	0.76		0.88			0.66	0.77		0.99	0.60	0.88	0.67	0.94		0.95	
Carbon	1.01						1.13				1.19	1.29	1.28		1.04	
Converse	0.81		0.81						1.19		1.02	0.23			1.47	
Crook	1.24										0.94					
Fremont	0.98					0.68	1.83	0.84	0.46	0.99	1.03	1.00	1.45	1.79	0.92	
Goshen	0.96										1.03	0.45			1.16	
Hot Springs	0.83										0.65				1.19	
Johnson	0.81									0.74	0.80		1.20			
Laramie	0.92			0.93	0.73	0.81	0.68	0.75	0.78	0.86	1.07	0.95	0.91	1.14	0.86	
Lincoln	0.88										1.65		1.13			
Natrona	1.02		0.72	1.22	0.93	0.78	0.97	1.09	0.72	0.89	0.96	1.10	1.28	1.06	0.85	
Niobrara	1.33										1.49					
Park	0.94			0.90	0.62		2.44			0.78	1.05	1.15	0.63		1.10	
Platte	1.12										1.10				1.49	
Sheridan	0.99						0.87			0.79	1.10	1.25	0.70	0.65	0.94	
Sublette	0.83									1.36	0.89					
Sweetwater	0.78		0.84		0.69	0.58	0.88		0.45	0.46	1.07	1.16			1.04	
Teton	1.15								1.04	1.01	1.43	1.00	1.06		1.07	
Uinta	0.92				1.27					0.45	1.04				1.09	
Washakie	0.93										0.88	1.02				
Weston	0.94										0.89				0.98	
WY	1.18					0.99										


 < .95 cents/dollar


 > 1.05 cents/dollar

Appendix Table 2.1: Women's Wages Compared to Men's (Cents on the Dollar) in Wyoming by Selected Variable, 2016

**Age Group = All
Education = Masters**

County	Total	11 - Agriculture, Forestry, Fishing, & Hunting	21 - Mining	23 - Construction	31,32 &,33 - Manufacturing	42,48,49 &,22 - Wholesale Trade, Transportation, Utilities, & Warehousing	44 & 45 - Retail Trade	51 - Information	52 & 53 - Financial Activities	54 & 55 - Professional & Business Services	61 - Educational Services	62 - Health Services	71 & 72 - Leisure & Hospitality	81 - Other Services	92 - Public Administration	99 - Unclassified
Total	0.95		0.66		0.62	0.90	0.71	1.08	0.85	0.85	1.03	0.98	0.34	0.85	0.93	
Albany	0.83				0.67				0.41	0.85	0.98	0.76	0.21		0.88	
Big Horn	1.10										1.03					
Campbell	0.84										1.00					
Carbon	0.85										1.31					
Converse	0.94										0.96					
Crook	0.90										0.87					
Fremont	1.04										1.09	1.07			0.83	
Goshen	1.10										1.07					
Hot Springs	0.91										0.78					
Johnson	0.87										0.77					
Laramie	0.90								2.04	1.06	0.56	0.81			0.95	
Lincoln	0.73										0.76					
Natrona	1.19					1.25				0.77	1.08	1.81			1.02	
Park	0.86										0.93					
Platte	0.58										0.59					
Sheridan	1.07										1.16					
Sublette	0.60															
Sweetwater	0.84		0.58							0.67	1.02					
Teton	1.05										1.13				1.05	
Uinta	0.92										0.96					
Washakie	1.11															


 < .95 cents/dollar


 > 1.05 cents/dollar

Appendix Table 2.1: Women's Wages Compared to Men's (Cents on the Dollar) in Wyoming by Selected Variable, 2016

**Age Group = All
Education = PhD\Profesional**

County	Total	11 - Agriculture, Forestry, Fishing, & Hunting	21 - Mining	23 - Construction	31,32 &,33 - Manufacturing	42,48,49 &,22 - Wholesale Trade, Transportation, Utilities, & Warehousing	44 & 45 - Retail Trade	51 - Information	52 & 53 - Financial Activities	54 & 55 - Professional & Business Services	61 - Educational Services	62 - Health Services	71 & 72 - Leisure & Hospitality	81 - Other Services	92 - Public Administration	99 - Unclassified
Total	0.90					1.58	0.92		1.52	0.65	0.85	0.93			1.02	
Albany	0.97						0.82			0.79	1.07	0.60			0.96	
Campbell	0.76															
Carbon	1.59															
Converse	1.04															
Fremont	0.87										0.84				1.14	
Johnson	0.59															
Laramie	0.92									0.64	1.62	0.98			1.05	
Natrona	0.89						0.87			0.64	0.86				1.16	
Park	0.69															
Sheridan	0.85									0.73						
Sweetwater	0.94															
Teton	0.79															

 < .95 cents/dollar

 > 1.05 cents/dollar

Appendix Table 2.1: Women's Wages Compared to Men's (Cents on the Dollar) in Wyoming by Selected Variable, 2016

Age Group = 00-19
Education = High School Diploma


County	Total	11 - Agriculture, Forestry, Fishing, & Hunting	21 - Mining	23 - Construction	31,32 &,33 - Manufacturing	42,48,49 &,22 - Wholesale Trade, Transportation, Utilities, & Warehousing	44 & 45 - Retail Trade	51 - Information	52 & 53 - Financial Activities	54 & 55 - Professional & Business Services	61 - Educational Services	62 - Health Services	71 & 72 - Leisure & Hospitality	81 - Other Services	92 - Public Administration	99 - Unclassified
Total	0.98						0.87	1.27	0.96	2.15	4.77	1.07	1.01	0.89	1.07	
Albany	0.85						0.96						0.91			
Campbell	0.97						0.99						1.05			
Carbon	1.04						0.96						1.19			
Converse	0.63															
Fremont	0.83						0.84						0.98			
Hot Springs	0.91															
Laramie	1.12						0.88			3.50			1.11			
Lincoln	0.95						0.89						1.14			
Natrona	1.10						0.79						1.01			
Park	1.01												1.22			
Platte	0.97												0.95			
Sheridan	0.94															
Sublette	0.99															
Sweetwater	1.03						0.98						0.97			
Teton	0.85						0.85						0.89			
Uinta	0.79						0.92									
Washakie	1.34															
Weston	0.80															


< .95 cents/dollar
 > 1.05 cents/dollar

**Appendix Table 2.1: Women's Wages Compared to Men's (Cents on the Dollar)
in Wyoming by Selected Variable, 2016**

**Age Group = 00-19
Education = Some College**

County	Total	11 - Agriculture, Forestry, Fishing, & Hunting	21 - Mining	23 - Construction	31,32 &,33 - Manufacturing	42,48,49 &,22 - Wholesale Trade, Transportation, Utilities, & Warehousing	44 & 45 - Retail Trade	51 - Information	52 & 53 - Financial Activities	54 & 55 - Professional & Business Services	61 - Educational Services	62 - Health Services	71 & 72 - Leisure & Hospitality	81 - Other Services	92 - Public Administration	99 - Unclassified
Total	0.96	1.23	0.82	1.06	0.98	0.87	0.97	1.06	0.98	0.93	0.97	0.89	1.01	0.87	1.00	
Albany	0.84				0.79		0.97		0.92	1.09	1.63	0.34	1.14	0.68	1.01	
Big Horn	0.82						0.96									
Campbell	0.97					0.96	0.97	0.84	1.11	0.68	0.99	0.96	1.13	0.84	1.02	
Carbon	0.97						0.84						1.00			
Converse	0.85						0.84				0.86		1.03			
Crook	1.13			0.84			0.96						1.07			
Fremont	0.96						1.04		0.74	1.06	0.92	0.81	1.05		0.97	
Goshen	0.95						0.97						1.01			
Hot Springs	0.95												1.03			
Johnson	1.02						0.84						1.12			
Laramie	0.96				0.85	0.96	0.87	0.86	1.10	0.98		1.06	1.07	0.98		
Lincoln	1.10			1.27			1.22						0.99			
Natrona	0.92			1.35	0.85	0.70	0.97		0.89	0.77	0.79	0.98	0.92	1.16	1.06	
Niobrara	0.86						0.97						1.00			
Park	0.98						0.97	1.02					1.05		1.03	
Platte	0.97						1.09						0.99			
Sheridan	1.13			1.16			1.02	1.02	1.17	0.98			1.03	0.81		
Sublette	0.93															
Sweetwater	0.95					0.99	0.97		0.92				0.94	0.86	1.01	
Teton	0.91									1.16			0.93			
Uinta	0.95					0.83	0.93	1.08	1.24	0.71	1.07	1.11	0.96		0.87	
Washakie	1.11												0.98			
Weston	0.87						0.94				1.06		1.03			
WY	0.69															


 < .95 cents/dollar

 > 1.05 cents/dollar

Appendix Table 2.1: Women's Wages Compared to Men's (Cents on the Dollar) in Wyoming by Selected Variable, 2016

Age Group = 00-19
Education = Associates

County	Total	11 - Agriculture, Forestry, Fishing, & Hunting	21 - Mining	23 - Construction	31,32 &,33 - Manufacturing	42,48,49 &,22 - Wholesale Trade, Transportation, Utilities, & Warehousing	44 & 45 - Retail Trade	51 - Information	52 & 53 - Financial Activities	54 & 55 - Professional & Business Services	61 - Educational Services	62 - Health Services	71 & 72 - Leisure & Hospitality	81 - Other Services	92 - Public Administration	99 - Unclassified
Total	0.84															


 < .95 cents/dollar


 > 1.05 cents/dollar

Appendix Table 2.1: Women's Wages Compared to Men's (Cents on the Dollar) in Wyoming by Selected Variable, 2016

**Age Group = 20-24
Education = High School Diploma**

County	Total	11 - Agriculture, Forestry, Fishing, & Hunting	21 - Mining	23 - Construction	31,32 &,33 - Manufacturing	42,48,49 &,22 - Wholesale Trade, Transportation, Utilities, & Warehousing	44 & 45 - Retail Trade	51 - Information	52 & 53 - Financial Activities	54 & 55 - Professional & Business Services	61 - Educational Services	62 - Health Services	71 & 72 - Leisure & Hospitality	81 - Other Services	92 - Public Administration	99 - Unclassified
Total	0.78	0.82	0.79	0.66	0.55	0.55	0.96	0.95	0.81	0.78	1.04	0.92	1.02	0.92	0.82	
Albany	0.81						0.65				0.77	1.06	1.07	0.84		
Big Horn	0.68															
Campbell	0.71		0.76			0.68	0.86			0.60	0.93		1.15		0.74	
Carbon	0.83						0.93						1.00			
Converse	1.49												0.91			
Crook	1.03															
Fremont	0.77						0.80					0.99	0.93		0.76	
Goshen	1.39												3.01			
Hot Springs	0.63												1.06			
Johnson	0.68															
Laramie	0.94						0.96	1.00	0.93	0.72		0.97	1.38	1.17		
Lincoln	0.63						0.81									
Natrona	0.77					0.49	0.93		0.65	0.81		1.21	1.05	0.98		
Park	0.66						0.89					1.35	0.48			
Platte	0.84						1.07						1.06			
Sheridan	1.19						0.80						1.98			
Sublette	0.75															
Sweetwater	0.70						0.91		0.75	1.51	1.90	0.43	1.19		1.08	
Teton	0.84								1.10				0.69			
Uinta	0.62						1.28			0.59			0.54			
Washakie	0.57						1.11						0.79			
Weston	0.62												0.94			
WY	0.70															


 < .95 cents/dollar


 > 1.05 cents/dollar

Appendix Table 2.1: Women's Wages Compared to Men's (Cents on the Dollar) in Wyoming by Selected Variable, 2016

**Age Group = 20-24
Education = Some College**

County	Total	11 - Agriculture, Forestry, Fishing, & Hunting	21 - Mining	23 - Construction	31,32 &,33 - Manufacturing	42,48,49 &,22 - Wholesale Trade, Transportation, Utilities, & Warehousing	44 & 45 - Retail Trade	51 - Information	52 & 53 - Financial Activities	54 & 55 - Professional & Business Services	61 - Educational Services	62 - Health Services	71 & 72 - Leisure & Hospitality	81 - Other Services	92 - Public Administration	99 - Unclassified
Total	0.82	0.79	0.96	0.86	0.71	0.76	0.88	0.76	0.76	0.95	1.02	0.90	0.99	0.75	0.84	0.53
Albany	0.95	0.96		0.90	0.70	1.01	0.82	0.97	0.83	1.16	0.95	0.74	0.99	0.63	0.97	
Big Horn	0.74	0.63				0.65	0.78						0.75			
Campbell	0.74		1.17	0.81	0.64	0.68	0.80		1.03	0.98	1.04	0.77	1.15	0.75	0.88	
Carbon	0.84		1.08				0.81	0.80				0.94	0.89		0.96	
Converse	0.67		0.80		0.64	0.68	1.27				0.98		0.92			
Crook	0.74						0.98						0.65			
Fremont	0.88			1.07		0.57	0.96		0.17	0.71	1.02	1.00	1.08	0.66	1.00	
Goshen	0.89						0.66					1.04	1.35		0.90	
Hot Springs	0.75												1.01			
Johnson	0.79				0.77		0.96					0.91	0.99	0.72		
Laramie	0.89			0.79	0.63	0.88	0.90	0.72	1.00	0.97	1.52	0.98	1.01	1.10	0.81	
Lincoln	0.74			0.66			0.85				1.24	1.20	0.88		1.11	
Natrona	0.82	0.58	0.61	0.83	0.75	0.71	0.78	0.84	0.83	0.88	1.11	1.05	0.97	0.90	0.86	
Niobrara	0.85															
Park	0.86	0.94			0.66	0.68	0.97		0.97	1.01		0.88	1.04	0.77	0.73	
Platte	0.56						0.86								0.19	
Sheridan	0.86			0.76	0.96		1.06	0.95		0.76	1.05	1.48	0.84	0.30	0.87	
Sublette	0.75	0.92					0.91						0.93			
Sweetwater	0.73		1.02	0.73	0.58	1.00	1.00		0.45	1.04	0.70	1.19	0.81	0.72	0.86	
Teton	1.00						1.09		0.88	0.89		1.12	1.07	0.90		
Uinta	0.75			0.78			1.05		1.06	0.75	1.05	0.93	0.94	0.65	1.06	
Washakie	0.75				0.98								1.17			
Weston	0.67						0.94									
WY	0.75					0.54				0.88						

 < .95 cents/dollar

 > 1.05 cents/dollar

Appendix Table 2.1: Women's Wages Compared to Men's (Cents on the Dollar) in Wyoming by Selected Variable, 2016

Age Group = 20-24

Education = Postsecondary Certificate

County	Total	11 - Agriculture, Forestry, Fishing, & Hunting	21 - Mining	23 - Construction	31,32 &,33 - Manufacturing	42,48,49 &,22 - Wholesale Trade, Transportation, Utilities, & Warehousing	44 & 45 - Retail Trade	51 - Information	52 & 53 - Financial Activities	54 & 55 - Professional & Business Services	61 - Educational Services	62 - Health Services	71 & 72 - Leisure & Hospitality	81 - Other Services	92 - Public Administration	99 - Unclassified
Total	0.87	2.51	0.42				0.67			0.67			1.09	0.76		
Albany	0.84															
Campbell	0.78															
Converse	0.68															
Fremont	0.82												1.58			
Laramie	0.85						0.61									
Natrona	0.92												0.99			
Park	0.92															
Sheridan	0.75															


< .95 cents/dollar


> 1.05 cents/dollar

Appendix Table 2.1: Women's Wages Compared to Men's (Cents on the Dollar) in Wyoming by Selected Variable, 2016

**Age Group = 20-24
Education = Associates**

County	Total	11 - Agriculture, Forestry, Fishing, & Hunting	21 - Mining	23 - Construction	31,32 &,33 - Manufacturing	42,48,49 &,22 - Wholesale Trade, Transportation, Utilities, & Warehousing	44 & 45 - Retail Trade	51 - Information	52 & 53 - Financial Activities	54 & 55 - Professional & Business Services	61 - Educational Services	62 - Health Services	71 & 72 - Leisure & Hospitality	81 - Other Services	92 - Public Administration	99 - Unclassified
Total	0.90	0.68	0.89	0.77	0.79	0.86	0.93	0.84	0.97	0.88	1.64	1.20	1.08	0.91	0.80	
Albany	1.11						1.05		0.63		1.05	1.46	1.20		1.07	
Big Horn	0.90															
Campbell	0.68			1.04	0.69		0.70		1.16	0.65		1.20	1.14		0.99	
Carbon	0.55															
Converse	0.49															
Fremont	1.00										0.98	1.17	0.97		0.88	
Goshen	1.05															
Johnson	0.95															
Laramie	0.97					0.59	0.89		1.20	1.12		0.99	0.98		0.73	
Lincoln	0.63															
Natrona	1.15					1.29	0.84		0.96	0.96	2.84	0.91	1.23	3.72	0.84	
Park	0.93					1.01	0.75	1.11		0.61		1.59	0.95			
Platte	0.94															
Sheridan	0.93				0.99		0.79	0.70		0.66			1.17			
Sweetwater	0.82		1.03		0.94	0.95	1.58			1.02	1.22		1.12		0.68	
Teton	1.24												1.25			
Uinta	0.72											2.12				
Washakie	0.84															
Weston	0.55															
WY	0.22															


 < .95 cents/dollar


 > 1.05 cents/dollar

**Appendix Table 2.1: Women's Wages Compared to Men's (Cents on the Dollar)
in Wyoming by Selected Variable, 2016**

**Age Group = 20-24
Education = Bachelors**

County	Total	11 - Agriculture, Forestry, Fishing, & Hunting	21 - Mining	23 - Construction	31,32 &,33 - Manufacturing	42,48,49 &,22 - Wholesale Trade, Transportation, Utilities, & Warehousing	44 & 45 - Retail Trade	51 - Information	52 & 53 - Financial Activities	54 & 55 - Professional & Business Services	61 - Educational Services	62 - Health Services	71 & 72 - Leisure & Hospitality	81 - Other Services	92 - Public Administration	99 - Unclassified
Total	1.10		1.35	1.39	0.72	1.40	0.86	1.15	1.03	0.90	1.41	1.19	1.09	0.71	1.07	
Albany	1.04					1.52	1.03		1.27	0.86	1.10	1.42	1.20		0.94	
Big Horn	0.83															
Campbell	0.87											0.86			0.89	
Carbon	1.25										2.00					
Converse	1.05										0.86					
Fremont	1.10									0.55	1.16					
Hot Springs	1.96															
Laramie	0.91						0.64		0.76	0.81	1.27	1.04			0.76	
Natrona	1.39						0.97		0.99	1.09	1.28	1.53	0.77		1.22	
Park	0.79															
Sheridan	0.81													0.65		
Sublette	0.98															
Sweetwater	0.74				0.83						0.84					
Teton	1.13												1.14			
WY	2.17															


 < .95 cents/dollar

 > 1.05 cents/dollar

**Appendix Table 2.1: Women's Wages Compared to Men's (Cents on the Dollar)
in Wyoming by Selected Variable, 2016**

**Age Group = 20-24
Education = Masters**

County	Total	11 - Agriculture, Forestry, Fishing, & Hunting	21 - Mining	23 - Construction	31,32 &,33 - Manufacturing	42,48,49 &,22 - Wholesale Trade, Transportation, Utilities, & Warehousing	44 & 45 - Retail Trade	51 - Information	52 & 53 - Financial Activities	54 & 55 - Professional & Business Services	61 - Educational Services	62 - Health Services	71 & 72 - Leisure & Hospitality	81 - Other Services	92 - Public Administration	99 - Unclassified
Total	0.98															
Laramie	1.24															


 < .95 cents/dollar


 > 1.05 cents/dollar

**Appendix Table 2.1: Women's Wages Compared to Men's (Cents on the Dollar)
in Wyoming by Selected Variable, 2016**

**Age Group = 25-34
Education = High School**

County	Total	11 - Agriculture, Forestry, Fishing, & Hunting	21 - Mining	23 - Construction	31,32 &,33 - Manufacturing	42,48,49 &,22 - Wholesale Trade, Transportation, Utilities, & Warehousing	44 & 45 - Retail Trade	51 - Information	52 & 53 - Financial Activities	54 & 55 - Professional & Business Services	61 - Educational Services	62 - Health Services	71 & 72 - Leisure & Hospitality	81 - Other Services	92 - Public Administration	99 - Unclassified
Total	0.71	0.70	0.75	0.83	0.55	0.64	0.86	1.04	0.72	0.87	1.23	0.99	0.92	0.67	0.75	
Albany	0.77						1.15						1.05			
Big Horn	0.63						0.55									
Campbell	0.63			0.96		0.57	0.73			0.86			0.84	0.76	0.61	
Carbon	0.58						0.60						0.90			
Converse	0.52						1.20									
Fremont	0.79						1.07						1.19	0.80	0.70	
Goshen	0.76															
Hot Springs	0.45															
Johnson	0.80															
Laramie	0.78			0.78		0.83	0.84		0.65			1.03	1.04		1.06	
Lincoln	0.67						0.87									
Natrona	0.68					0.45	0.94		0.58	0.94	1.16		0.71	0.76	0.71	
Niobrara	0.92															
Park	0.77				0.89							0.95	1.09			
Platte	0.64															
Sheridan	0.77						0.88					0.91	1.05	0.55		
Sublette	0.67															
Sweetwater	0.67		0.70				0.78		1.02				0.74	1.08		
Teton	0.95						0.82			0.98			1.20			
Uinta	1.09							1.05				1.22	0.84			
Washakie	0.76				0.69								1.43			
Weston	0.47															
WY	0.43															


 < .95 cents/dollar


 > 1.05 cents/dollar

Appendix Table 2.1: Women's Wages Compared to Men's (Cents on the Dollar) in Wyoming by Selected Variable, 2016

**Age Group = 25-34
Education = Some College**

County	Total	11 - Agriculture, Forestry, Fishing, & Hunting	21 - Mining	23 - Construction	31,32 &,33 - Manufacturing	42,48,49 &,22 - Wholesale Trade, Transportation, Utilities, & Warehousing	44 & 45 - Retail Trade	51 - Information	52 & 53 - Financial Activities	54 & 55 - Professional & Business Services	61 - Educational Services	62 - Health Services	71 & 72 - Leisure & Hospitality	81 - Other Services	92 - Public Administration	99 - Unclassified
Total	0.76	0.90	0.88	0.81	0.71	0.77	0.85	0.83	0.81	0.84	1.04	0.89	0.96	0.73	0.83	0.71
Albany	0.98			0.74	0.87		0.84	0.90	0.93	1.23	1.19	1.19	0.98	0.84	0.93	
Big Horn	0.73		0.64	0.49	0.70		1.14		0.40	0.71	0.95	1.06			0.70	
Campbell	0.66		0.93	0.73	0.72	0.71	0.70	0.63	0.76	0.78	0.83	0.52	1.04	0.56	0.89	
Carbon	0.79		0.81	0.88			1.05	1.58	0.73	0.92	1.17		1.17		0.68	
Converse	0.70	1.44	0.89	0.70		0.63	0.92	0.91		0.76	0.89	0.93	0.94		0.72	
Crook	0.69						0.88								0.69	
Fremont	0.84			0.60	0.53	0.61	0.80	1.12	0.73	0.87	1.00	0.76	1.04	0.65	0.89	
Goshen	0.88						0.58		0.55		0.62	1.09	0.79		0.86	
Hot Springs	0.65						0.68				0.82	0.96	1.14			
Johnson	0.69			1.09			0.32			0.60	0.93		0.91		0.70	
Laramie	0.86		0.36	0.72	0.69	0.94	1.03	0.83	0.92	0.94	1.08	1.07	0.88	0.87	0.89	
Lincoln	0.68		1.12			0.57	0.73			0.68	1.00	0.60	1.15		0.80	
Natrona	0.86		1.17	0.96	0.63	0.71	0.92	0.98	0.73	0.85	1.12	0.98	0.89	0.87	0.83	
Niobrara	1.18														1.43	
Park	0.80			0.86	1.08	0.55	0.85	0.88		0.80	0.92	1.02	0.96		0.78	
Platte	0.74					0.44	1.00				1.09				0.59	
Sheridan	0.88	1.11		1.01	0.90	0.61	0.96	0.51	1.06	0.93	0.96	0.95	1.09	0.71	0.70	
Sublette	0.64			0.73			0.91				2.41	0.85		0.59		
Sweetwater	0.69		0.94	0.81	0.87	0.85	0.91		0.77	0.76	1.12	0.72	1.07	0.78	0.93	
Teton	0.97			0.74		0.80	0.62	0.79	0.84	0.83	1.05	0.76	1.05	0.55	1.11	
Uinta	0.70			0.70	0.75		0.74	0.93	0.92	0.57	0.83	1.02	0.90		0.82	
Washakie	0.67				1.23						0.73	0.34				
Weston	0.67			0.65			0.84				0.98		0.99			
WY	0.75					0.55				1.24						

 < .95 cents/dollar

 > 1.05 cents/dollar

Appendix Table 2.1: Women's Wages Compared to Men's (Cents on the Dollar) in Wyoming by Selected Variable, 2016

**Age Group = 25-34
Education = Certificate**


County	Total	11 - Agriculture, Forestry, Fishing, & Hunting	21 - Mining	23 - Construction	31,32 &,33 - Manufacturing	42,48,49 &,22 - Wholesale Trade, Transportation, Utilities, & Warehousing	44 & 45 - Retail Trade	51 - Information	52 & 53 - Financial Activities	54 & 55 - Professional & Business Services	61 - Educational Services	62 - Health Services	71 & 72 - Leisure & Hospitality	81 - Other Services	92 - Public Administration	99 - Unclassified
Total	0.74		0.81	0.70	0.79	0.77	0.85		0.91	0.70	0.96	0.66	0.93	0.89	0.81	
Albany	0.98												1.14			
Big Horn	0.95															
Campbell	0.70		0.91			0.63										
Converse	0.84															
Fremont	0.83												1.15		1.15	
Goshen	1.03															
Laramie	0.90			0.85			0.54				1.03	0.80	0.77	1.20		
Natrona	0.76						1.32									
Park	0.74											0.60				
Platte	0.61															
Sheridan	1.06															
Sweetwater	0.64															
Teton	0.91															
Uinta	0.76											0.43				
Weston	0.46															


 < .95 cents/dollar  > 1.05 cents/dollar

Appendix Table 2.1: Women's Wages Compared to Men's (Cents on the Dollar) in Wyoming by Selected Variable, 2016

**Age Group = 25-34
Education = Associates**

County	Total	11 - Agriculture, Forestry, Fishing, & Hunting	21 - Mining	23 - Construction	31,32 &,33 - Manufacturing	42,48,49 &,22 - Wholesale Trade, Transportation, Utilities, & Warehousing	44 & 45 - Retail Trade	51 - Information	52 & 53 - Financial Activities	54 & 55 - Professional & Business Services	61 - Educational Services	62 - Health Services	71 & 72 - Leisure & Hospitality	81 - Other Services	92 - Public Administration	99 - Unclassified
Total	0.83	1.01	0.77	0.92	0.55	0.68	0.85	0.78	0.91	0.71	1.07	0.94	0.98	0.78	0.82	
Albany	0.93			0.80			0.79		1.20	0.77	0.82	1.09	1.14	1.10	0.73	
Big Horn	0.88											1.23			0.83	
Campbell	0.64		0.83	0.97	0.59	0.76	0.90			0.74	0.81	1.37			0.67	
Carbon	0.70														0.87	
Converse	0.66		1.03													
Crook	1.04															
Fremont	0.93						1.17		0.79	0.64	1.51	0.47	0.97	0.57	0.74	
Goshen	0.96										1.75				1.04	
Hot Springs	0.59											0.87				
Johnson	0.96												1.18			
Laramie	0.89				0.38	0.64	0.76	0.78	0.75	0.71	0.77	1.01	0.93	0.79	0.86	
Lincoln	0.82										1.05	0.96				
Natrona	0.91		0.66		0.72	0.77	0.91	0.90	1.07	0.62	1.11	1.01	0.70	0.54	0.80	
Park	0.88				0.53	0.38	0.51			1.28	0.83	1.09	1.05		0.72	
Platte	0.74															
Sheridan	1.09					0.47	0.75		0.87	1.03	1.42	1.53	1.27		0.89	
Sublette	0.75															
Sweetwater	0.70		0.75	1.08		0.80	1.19	0.90		0.87	1.11		0.85		0.68	
Teton	1.22			0.84						0.97						
Uinta	0.78						0.87					0.69			1.55	
Washakie	1.05															
Weston	0.55														0.92	
WY	0.67															


 < .95 cents/dollar


 > 1.05 cents/dollar

Appendix Table 2.1: Women's Wages Compared to Men's (Cents on the Dollar) in Wyoming by Selected Variable, 2016

**Age Group = 25-34
Education = Bachelors**

County	Total	11 - Agriculture, Forestry, Fishing, & Hunting	21 - Mining	23 - Construction	31,32 &,33 - Manufacturing	42,48,49 &,22 - Wholesale Trade, Transportation, Utilities, & Warehousing	44 & 45 - Retail Trade	51 - Information	52 & 53 - Financial Activities	54 & 55 - Professional & Business Services	61 - Educational Services	62 - Health Services	71 & 72 - Leisure & Hospitality	81 - Other Services	92 - Public Administration	99 - Unclassified
Total	0.94	0.68	0.87	0.95	0.80	0.71	1.09	1.06	0.65	0.83	1.05	1.00	1.14	1.07	0.92	
Albany	0.91		1.55	1.02			1.15	1.15	0.94	0.76	0.92	1.03	1.24	1.34	0.91	
Big Horn	0.79										0.88				0.79	
Campbell	0.78		0.87			0.74			0.95	0.43	0.89	1.16	0.84		1.01	
Carbon	0.96										1.12		1.72		1.05	
Converse	0.84										1.06	0.26				
Crook	0.94															
Fremont	0.99						1.32	0.78	0.32	1.09	1.10			1.79	0.93	
Goshen	0.89										0.96	0.47			0.79	
Hot Springs	0.73										0.64					
Johnson	0.92										0.90					
Laramie	0.92			0.96	0.81	0.75	0.81	0.89	0.73	0.88	1.10	0.90	1.02	1.27	0.87	
Lincoln	0.90										1.72		1.13			
Natrona	1.00		0.68		1.12	0.85	1.02	1.16	0.63	0.90	0.88	1.09	1.70	1.26	0.80	
Niobrara	1.24										1.48					
Park	0.94			0.86	0.69					0.84	1.13	1.07	0.63		1.10	
Platte	0.93										0.92				1.41	
Sheridan	0.95						0.94			0.79	1.16	1.00			0.91	
Sublette	0.86										1.04					
Sweetwater	0.79		0.87		0.60	0.58			0.44		1.15				1.05	
Teton	1.08								1.04	0.91	1.38		1.02			
Uinta	0.85									0.45	1.07					
Washakie	0.98										0.92					
Weston	1.05										0.99				1.10	

 < .95 cents/dollar

 > 1.05 cents/dollar

Appendix Table 2.1: Women's Wages Compared to Men's (Cents on the Dollar) in Wyoming by Selected Variable, 2016

**Age Group = 25-34
Education = Masters**

County	Total	11 - Agriculture, Forestry, Fishing, & Hunting	21 - Mining	23 - Construction	31,32 &,33 - Manufacturing	42,48,49 &,22 - Wholesale Trade, Transportation, Utilities, & Warehousing	44 & 45 - Retail Trade	51 - Information	52 & 53 - Financial Activities	54 & 55 - Professional & Business Services	61 - Educational Services	62 - Health Services	71 & 72 - Leisure & Hospitality	81 - Other Services	92 - Public Administration	99 - Unclassified
Total	0.91		0.60		1.15	0.67	0.48		0.67	0.86	1.01	0.98		0.73	0.92	
Albany	0.77								0.37	0.78	1.05				0.81	
Big Horn	0.98										0.98					
Campbell	1.12										1.00					
Carbon	0.73															
Crook	0.83										0.86					
Fremont	1.01										1.56				0.70	
Goshen	1.16															
Hot Springs	1.06															
Johnson	0.84										0.73					
Laramie	0.89								0.55	1.10		0.99			0.90	
Lincoln	0.76										0.78					
Natrona	1.11									0.77	0.92	1.59				
Park	0.74															
Sheridan	0.82										0.88					
Sublette	0.90															
Sweetwater	0.86		0.61								0.83					
Teton	1.07										1.10					
Uinta	1.21										1.54					

 < .95 cents/dollar  > 1.05 cents/dollar

Appendix Table 2.1: Women's Wages Compared to Men's (Cents on the Dollar) in Wyoming by Selected Variable, 2016

Age Group = 25-34
Education = PhD\Profesional

County	Total	11 - Agriculture, Forestry, Fishing, & Hunting	21 - Mining	23 - Construction	31,32 &,33 - Manufacturing	42,48,49 &,22 - Wholesale Trade, Transportation, Utilities, & Warehousing	44 & 45 - Retail Trade	51 - Information	52 & 53 - Financial Activities	54 & 55 - Professional & Business Services	61 - Educational Services	62 - Health Services	71 & 72 - Leisure & Hospitality	81 - Other Services	92 - Public Administration	99 - Unclassified
Total	1.00						0.91		1.33	0.80	0.94	0.96			1.02	
Albany	0.93						0.84			0.95	0.94				1.04	
Campbell	1.23															
Carbon	1.48															
Converse	1.04															
Laramie	0.92									0.69		1.11			0.98	
Natrona	1.05						0.92			0.84					1.16	
Park	0.63															
Sheridan	1.07									0.90						
Sweetwater	1.38															
Teton	0.75															


< .95 cents/dollar


> 1.05 cents/dollar

Appendix Table 2.1: Women's Wages Compared to Men's (Cents on the Dollar) in Wyoming by Selected Variable, 2016

**Age Group = 35-44
Education = Some College**

County	Total	11 - Agriculture, Forestry, Fishing, & Hunting	21 - Mining	23 - Construction	31,32 &,33 - Manufacturing	42,48,49 &,22 - Wholesale Trade, Transportation, Utilities, & Warehousing	44 & 45 - Retail Trade	51 - Information	52 & 53 - Financial Activities	54 & 55 - Professional & Business Services	61 - Educational Services	62 - Health Services	71 & 72 - Leisure & Hospitality	81 - Other Services	92 - Public Administration	99 - Unclassified
Total	0.75	0.76	0.80	0.76	0.71	0.68	0.71	0.70	0.64	0.73	0.89	0.84	1.00	0.64	0.84	
Albany	0.89			0.89			0.56		1.16	0.92	0.98	1.00	0.99	0.48	1.00	
Big Horn	0.70				1.03	0.89				0.28	0.74					0.83
Campbell	0.76		0.88	0.77	0.40	0.80	0.59	0.73	0.94	0.99	0.85	1.52	0.97	0.62	0.86	
Carbon	0.66		0.60	0.76			0.51				0.73	0.75			0.77	
Converse	0.63		0.93	0.82						0.22	0.62				0.86	
Crook	1.07						0.50				1.21		0.95		0.97	
Fremont	0.82		0.56	1.74	0.96	0.35	0.76	0.41	0.54	0.64	1.04	0.74	0.97		0.78	
Goshen	0.77						0.59		0.47	0.97	0.65	1.09			0.82	
Hot Springs	0.74										0.72				1.03	
Johnson	0.75					0.44	0.59		0.39	0.70	0.88				0.70	
Laramie	0.81			0.85	0.49	0.64	0.79	0.98	0.75	0.64	1.08	0.88	0.74	1.24	0.86	
Lincoln	0.74					0.76	0.85			0.98	0.73				0.87	
Natrona	0.88		0.82	0.65	0.67	0.61	0.89		0.46	0.83	0.92	0.91	0.92	0.69	0.75	
Niobrara	0.73										0.73					
Park	0.83		0.75	1.06	1.47	0.75	0.99	0.52	0.53	0.95	0.83	0.42	1.14	0.84	0.87	
Platte	0.76					0.96	0.93		1.64		0.78				0.92	
Sheridan	0.89			0.88	0.59	0.80	1.18		0.57	1.04	0.97	0.96	1.03		0.97	
Sublette	0.52		0.77	0.66			0.45				1.12				0.65	
Sweetwater	0.64		0.82	0.67	0.97	0.76	0.56		0.55	0.49	0.85	0.71	1.21	0.38	0.84	
Teton	1.07			1.07					1.69	1.02	0.98	1.01	1.34		1.61	
Uinta	0.65			0.76	0.68	0.41	0.93	0.99	0.43	0.43	0.68	0.81	1.12		0.84	
Washakie	0.70				0.89	0.50			0.37		0.85				0.81	
Weston	0.63										0.65		1.16			
WY	0.43					0.78				0.76						

 < .95 cents/dollar

 > 1.05 cents/dollar

Appendix Table 2.1: Women's Wages Compared to Men's (Cents on the Dollar) in Wyoming by Selected Variable, 2016

Age Group = 35-44
Education = Certificate

County	Total	11 - Agriculture, Forestry, Fishing, & Hunting	21 - Mining	23 - Construction	31,32 &,33 - Manufacturing	42,48,49 &,22 - Wholesale Trade, Transportation, Utilities, & Warehousing	44 & 45 - Retail Trade	51 - Information	52 & 53 - Financial Activities	54 & 55 - Professional & Business Services	61 - Educational Services	62 - Health Services	71 & 72 - Leisure & Hospitality	81 - Other Services	92 - Public Administration	99 - Unclassified
Total	0.80		0.41	1.19		0.56				0.75	0.97	1.11	0.95		1.00	
Albany	0.59										0.72					
Big Horn	0.90											0.85				
Campbell	0.95															
Fremont	0.67															
Laramie	0.88											1.30			0.72	
Natrona	1.05										0.78					
Park	2.17															
Platte	0.44															
Sheridan	0.60															
Sweetwater	0.74										1.16					
Teton	1.15										1.14					
Uinta	0.68															

< .95 cents/dollar

> 1.05 cents/dollar

Appendix Table 2.1: Women's Wages Compared to Men's (Cents on the Dollar) in Wyoming by Selected Variable, 2016

**Age Group = 35-44
Education = Associates**


County	Total	11 - Agriculture, Forestry, Fishing, & Hunting	21 - Mining	23 - Construction	31,32 &,33 - Manufacturing	42,48,49 &,22 - Wholesale Trade, Transportation, Utilities, & Warehousing	44 & 45 - Retail Trade	51 - Information	52 & 53 - Financial Activities	54 & 55 - Professional & Business Services	61 - Educational Services	62 - Health Services	71 & 72 - Leisure & Hospitality	81 - Other Services	92 - Public Administration	99 - Unclassified
Total	0.81		0.81	0.65	0.62	0.57	0.72	0.79	0.85	0.86	0.79	1.02	1.02	0.61	0.80	
Albany	0.82						0.94		1.00	0.52	0.92				0.58	
Big Horn	0.84										0.71					
Campbell	0.62		1.01							0.92	1.18				0.61	
Fremont	0.76											1.22				
Goshen	0.76											1.54			0.51	
Laramie	0.99					0.49	1.11		0.72	0.87		1.08			0.88	
Lincoln	0.44											1.01				
Natrona	0.93		0.89	0.68	0.71	0.47	0.43		0.67		0.95	0.99	1.18	0.85	0.94	
Park	1.11			1.25			1.62									
Platte	0.62															
Sheridan	1.04												0.81		1.03	
Sublette	0.37															
Sweetwater	0.58		0.67				1.12					0.60	1.31		0.61	
Teton	1.10											1.07				
Uinta	1.18										1.26	2.20			0.96	
Washakie	1.09															
WY	0.55															


 < .95 cents/dollar  > 1.05 cents/dollar

Appendix Table 2.1: Women's Wages Compared to Men's (Cents on the Dollar) in Wyoming by Selected Variable, 2016

**Age Group = 35-44
Education = Bachelors**

County	Total	11 - Agriculture, Forestry, Fishing, & Hunting	21 - Mining	23 - Construction	31,32 &,33 - Manufacturing	42,48,49 &,22 - Wholesale Trade, Transportation, Utilities, & Warehousing	44 & 45 - Retail Trade	51 - Information	52 & 53 - Financial Activities	54 & 55 - Professional & Business Services	61 - Educational Services	62 - Health Services	71 & 72 - Leisure & Hospitality	81 - Other Services	92 - Public Administration	99 - Unclassified
Total	0.97		0.81	1.05		0.56	0.93	0.52	1.20	0.74	1.03	0.88	1.12		0.90	
Albany	0.92						0.80		0.89	0.71	1.00				0.71	
Big Horn	1.00										0.54					
Campbell	0.53										0.82	0.26				
Converse	0.73										1.01					
Crook	2.00															
Fremont	0.83										0.79					
Laramie	1.02										1.08	1.12			0.92	
Natrona	0.97					0.56			1.44	0.50	1.20	0.86			0.80	
Park	1.21											1.81				
Platte	1.39															
Sheridan	1.04															
Sweetwater	0.76		0.77								0.76					
Teton	1.35											1.08				
Uinta	1.38														1.21	
WY	0.85															


 < .95 cents/dollar


 > 1.05 cents/dollar

Appendix Table 2.1: Women's Wages Compared to Men's (Cents on the Dollar) in Wyoming by Selected Variable, 2016

**Age Group = 35-44
Education = Masters**

County	Total	11 - Agriculture, Forestry, Fishing, & Hunting	21 - Mining	23 - Construction	31,32 &,33 - Manufacturing	42,48,49 &,22 - Wholesale Trade, Transportation, Utilities, & Warehousing	44 & 45 - Retail Trade	51 - Information	52 & 53 - Financial Activities	54 & 55 - Professional & Business Services	61 - Educational Services	62 - Health Services	71 & 72 - Leisure & Hospitality	81 - Other Services	92 - Public Administration	99 - Unclassified
Total	0.99					1.53				0.91	1.04	1.08			0.96	
Albany	0.90									1.11	0.93				1.01	
Campbell	0.63															
Converse	0.97										0.97					
Crook	1.31															
Fremont	0.80										0.80					
Goshen	1.15															
Laramie	0.97											0.91			0.88	
Natrona	1.36					1.93					1.30	1.79				
Sheridan	0.92										0.90					
Sweetwater	0.88										1.18					
Teton	1.24										1.41					
Uinta	0.86										0.87					
Washakie	1.23															

 < .95 cents/dollar

 > 1.05 cents/dollar

Appendix Table 2.1: Women's Wages Compared to Men's (Cents on the Dollar) in Wyoming by Selected Variable, 2016

Age Group = 35-44
Education = PhD\Profesional

County	Total	11 - Agriculture, Forestry, Fishing, & Hunting	21 - Mining	23 - Construction	31,32 &,33 - Manufacturing	42,48,49 &,22 - Wholesale Trade, Transportation, Utilities, & Warehousing	44 & 45 - Retail Trade	51 - Information	52 & 53 - Financial Activities	54 & 55 - Professional & Business Services	61 - Educational Services	62 - Health Services	71 & 72 - Leisure & Hospitality	81 - Other Services	92 - Public Administration	99 - Unclassified
Total	0.83						1.00			0.52	1.09	0.92			1.01	
Albany	0.92									0.84	0.97				0.97	
Fremont	0.70															
Laramie	0.93									0.50	2.12	0.71			1.16	
Natrona	0.79										1.03					
Sheridan	0.73															
Sweetwater	0.51															

< .95 cents/dollar

> 1.05 cents/dollar

**Appendix Table 2.1: Women's Wages Compared to Men's (Cents on the Dollar)
in Wyoming by Selected Variable, 2016**

**Age Group = 45-54
Education = Some College**

County	Total	11 - Agriculture, Forestry, Fishing, & Hunting	21 - Mining	23 - Construction	31,32 &,33 - Manufacturing	42,48,49 &,22 - Wholesale Trade, Transportation, Utilities, & Warehousing	44 & 45 - Retail Trade	51 - Information	52 & 53 - Financial Activities	54 & 55 - Professional & Business Services	61 - Educational Services	62 - Health Services	71 & 72 - Leisure & Hospitality	81 - Other Services	92 - Public Administration	99 - Unclassified
Total	0.77	0.81	0.82	0.80	0.60	0.59	0.67	0.53	0.69	0.65	0.83	0.79	0.73	0.62	0.86	
Albany	0.69			0.50	0.93	0.12	0.51		0.89	0.81	0.76		0.23		0.97	
Big Horn	0.78										0.74				1.19	
Campbell	0.73		0.87	0.73	0.47	0.63	0.47		0.86	0.59	0.81	2.03	0.88	0.68	0.89	
Carbon	0.80					0.41	0.56				0.98				0.83	
Converse	0.67		1.04	0.45	0.92	0.44	0.97		0.32		0.75				0.76	
Crook	0.78					0.82					0.79					
Fremont	0.76			0.82			0.95	0.64		0.60	0.80	0.78	0.92	0.57	0.83	
Goshen	0.92					0.69	0.90				0.98	0.59			0.90	
Hot Springs	0.76										1.10				0.69	
Johnson	0.81						1.20			0.90	0.78				0.65	
Laramie	0.79			1.52	0.81	0.78	0.71	0.54	0.50	0.63	1.01	0.64	0.90	0.96	0.92	
Lincoln	0.71					0.63				0.60	0.81	0.87			1.01	
Natrona	0.98		0.61	1.26	0.49	0.51	1.05		0.98	0.70	0.87	0.97	0.84	0.70	0.86	
Niobrara	0.60										0.57					
Park	0.80				0.53	0.65	1.03	0.35	1.23	0.77	0.87	0.91	0.58		0.75	
Platte	0.87					0.89					1.09				1.08	
Sheridan	0.83			1.08	0.68	0.75	1.21			0.42	0.81	1.46	0.63	0.43	0.73	
Sublette	0.65		0.73				0.60				0.95				0.59	
Sweetwater	0.68		0.82	0.71	0.70	0.67	0.73		0.72	0.61	0.65	0.60		0.92	0.66	
Teton	0.96			0.95		0.52				1.05	0.84	0.98	1.31			
Uinta	0.68		0.47	0.90		0.32	0.21	0.43	0.79	1.56	0.92	0.61			0.92	
Washakie	1.07										0.99					
Weston	0.52			0.81							0.56				0.71	
WY	0.75					0.77				1.08						

 < .95 cents/dollar

 > 1.05 cents/dollar

Appendix Table 2.1: Women's Wages Compared to Men's (Cents on the Dollar) in Wyoming by Selected Variable, 2016

Age Group = 45-54
Education = Certificate

County	Total	11 - Agriculture, Forestry, Fishing, & Hunting	21 - Mining	23 - Construction	31,32 &,33 - Manufacturing	42,48,49 &,22 - Wholesale Trade, Transportation, Utilities, & Warehousing	44 & 45 - Retail Trade	51 - Information	52 & 53 - Financial Activities	54 & 55 - Professional & Business Services	61 - Educational Services	62 - Health Services	71 & 72 - Leisure & Hospitality	81 - Other Services	92 - Public Administration	99 - Unclassified
Total	0.95		0.92		0.52		0.69			1.10	0.84	1.41	2.08		1.24	
Albany	0.82															
Big Horn	0.83															
Campbell	1.04															
Fremont	0.97															
Laramie	0.91															
Lincoln	0.62															
Natrona	1.11									1.12	0.69					
Park	0.96															
Sheridan	1.72										0.80					
Sweetwater	0.65															
Teton	2.71												3.29			


< .95 cents/dollar


> 1.05 cents/dollar

Appendix Table 2.1: Women's Wages Compared to Men's (Cents on the Dollar) in Wyoming by Selected Variable, 2016

**Age Group = 45-54
Education = Associates**

County	Total	11 - Agriculture, Forestry, Fishing, & Hunting	21 - Mining	23 - Construction	31,32 &,33 - Manufacturing	42,48,49 &,22 - Wholesale Trade, Transportation, Utilities, & Warehousing	44 & 45 - Retail Trade	51 - Information	52 & 53 - Financial Activities	54 & 55 - Professional & Business Services	61 - Educational Services	62 - Health Services	71 & 72 - Leisure & Hospitality	81 - Other Services	92 - Public Administration	99 - Unclassified
Total	0.83		1.13	1.00	0.40	0.60	0.90		0.64	0.71	0.90	0.91	1.29		0.92	
Albany	0.87										1.05					
Campbell	0.70											0.89			0.62	
Carbon	2.43															
Converse	0.48															
Fremont	0.70											0.67	0.61		1.17	
Goshen	0.88														1.05	
Laramie	1.08					1.03	1.27			0.45		1.23			0.89	
Lincoln	0.68															
Natrona	1.00					0.49	0.93				0.99	1.05			1.04	
Park	0.77															
Platte	0.60															
Sheridan	0.86											0.92				
Sweetwater	0.56		1.02													
Teton	0.90											1.02				
Uinta	1.04														1.46	

 < .95 cents/dollar

 > 1.05 cents/dollar

Appendix Table 2.1: Women's Wages Compared to Men's (Cents on the Dollar) in Wyoming by Selected Variable, 2016

Age Group = 45-54
Education = Bachelors

County	Total	11 - Agriculture, Forestry, Fishing, & Hunting	21 - Mining	23 - Construction	31,32 &,33 - Manufacturing	42,48,49 &,22 - Wholesale Trade, Transportation, Utilities, & Warehousing	44 & 45 - Retail Trade	51 - Information	52 & 53 - Financial Activities	54 & 55 - Professional & Business Services	61 - Educational Services	62 - Health Services	71 & 72 - Leisure & Hospitality	81 - Other Services	92 - Public Administration	99 - Unclassified
Total	0.85					0.81				0.72	0.88	1.16			0.59	
Albany	0.59									1.26	0.64				0.24	
Fremont	1.25														0.65	
Laramie	1.01											1.19			0.83	
Natrona	0.75										0.81					
Sweetwater	0.65															
Uinta	0.92															


< .95 cents/dollar


> 1.05 cents/dollar

Appendix Table 2.1: Women's Wages Compared to Men's (Cents on the Dollar) in Wyoming by Selected Variable, 2016

**Age Group = 45-54
Education = Masters**

County	Total	11 - Agriculture, Forestry, Fishing, & Hunting	21 - Mining	23 - Construction	31,32 &,33 - Manufacturing	42,48,49 &,22 - Wholesale Trade, Transportation, Utilities, & Warehousing	44 & 45 - Retail Trade	51 - Information	52 & 53 - Financial Activities	54 & 55 - Professional & Business Services	61 - Educational Services	62 - Health Services	71 & 72 - Leisure & Hospitality	81 - Other Services	92 - Public Administration	99 - Unclassified
Total	0.94								1.28		1.04	1.23			0.90	
Albany	0.75										0.90					
Campbell	0.77															
Carbon	1.32										1.32					
Fremont	1.56															
Laramie	0.88											0.99			1.00	
Natrona	1.12										1.18					
Park	1.25										1.25					
Sweetwater	0.84										1.02					
Teton	0.82										0.82					
Uinta	0.68										0.72					

 < .95 cents/dollar

 > 1.05 cents/dollar

Appendix Table 2.1: Women's Wages Compared to Men's (Cents on the Dollar) in Wyoming by Selected Variable, 2016

Age Group = 45-54
Education = PhD\Professional

County	Total	11 - Agriculture, Forestry, Fishing, & Hunting	21 - Mining	23 - Construction	31,32 &,33 - Manufacturing	42,48,49 &,22 - Wholesale Trade, Transportation, Utilities, & Warehousing	44 & 45 - Retail Trade	51 - Information	52 & 53 - Financial Activities	54 & 55 - Professional & Business Services	61 - Educational Services	62 - Health Services	71 & 72 - Leisure & Hospitality	81 - Other Services	92 - Public Administration	99 - Unclassified
Total	0.69										0.55					
Laramie	0.85															
Natrona	0.58										0.58					


< .95 cents/dollar


> 1.05 cents/dollar

Appendix Table 2.1: Women's Wages Compared to Men's (Cents on the Dollar) in Wyoming by Selected Variable, 2016

**Age Group = 55-64
Education = Some College**

County	Total	11 - Agriculture, Forestry, Fishing, & Hunting	21 - Mining	23 - Construction	31,32 &,33 - Manufacturing	42,48,49 &,22 - Wholesale Trade, Transportation, Utilities, & Warehousing	44 & 45 - Retail Trade	51 - Information	52 & 53 - Financial Activities	54 & 55 - Professional & Business Services	61 - Educational Services	62 - Health Services	71 & 72 - Leisure & Hospitality	81 - Other Services	92 - Public Administration	99 - Unclassified
Total	0.79	1.35	0.78	0.69	0.72	0.65	0.59	0.95	0.69	0.84	0.90	0.73	0.75	0.78	0.87	
Albany	0.76					0.22				1.12	0.87	0.82		0.78	0.82	
Big Horn	0.96										0.96					
Campbell	0.76		0.80	0.51		0.74	0.55		0.67	0.74	0.87	1.83		0.57	0.88	
Carbon	0.92						0.71				1.46				0.89	
Converse	0.73					1.10					0.75				0.68	
Crook	0.74						0.36				1.12					
Fremont	0.86			0.87		1.09	0.87	0.84		1.29	0.81	0.78	1.65		0.80	
Goshen	1.09					0.91	1.89		0.54		1.01	0.57			0.86	
Hot Springs	0.86										1.00	0.99			1.57	
Johnson	0.78										0.63				1.06	
Laramie	0.80			0.89		0.73	0.73	1.15	1.20	0.46	0.81	0.83	0.84	1.97	0.87	
Lincoln	0.71										0.69					
Natrona	0.90		1.11	0.59	0.61	0.58	0.78	2.00	0.31	1.20	0.98	0.67	1.16		0.86	
Niobrara	1.00										0.97					
Park	0.70			0.44		0.54	1.37			0.51	0.71	0.36	0.44		0.69	
Platte	0.74										0.65				0.71	
Sheridan	1.02			0.83			0.71		0.49	0.88	1.03	0.78	0.84	0.97	1.37	
Sublette	0.65		0.40				0.84									
Sweetwater	0.74		0.80	0.93	1.10	0.86	0.63		1.06	0.87	1.19	0.61	1.02		0.93	
Teton	0.93					0.86					1.13	0.41	0.99			
Uinta	0.70			0.58			0.14		0.57	1.13	0.75	0.82			0.81	
Washakie	0.90										0.88					
Weston	0.72										0.73	2.37			0.68	
WY	0.38					0.31										


 < .95 cents/dollar

 > 1.05 cents/dollar

Appendix Table 2.1: Women's Wages Compared to Men's (Cents on the Dollar) in Wyoming by Selected Variable, 2016

**Age Group = 55-64
Education = Certificate**

County	Total	11 - Agriculture, Forestry, Fishing, & Hunting	21 - Mining	23 - Construction	31,32 &,33 - Manufacturing	42,48,49 &,22 - Wholesale Trade, Transportation, Utilities, & Warehousing	44 & 45 - Retail Trade	51 - Information	52 & 53 - Financial Activities	54 & 55 - Professional & Business Services	61 - Educational Services	62 - Health Services	71 & 72 - Leisure & Hospitality	81 - Other Services	92 - Public Administration	99 - Unclassified
Total	0.92									1.54	0.92	1.51	1.20			
Albany	1.01										1.08					
Big Horn	2.86															
Campbell	1.38															
Laramie	1.53															
Natrona	1.12															
Sheridan	0.83															
Sweetwater	0.76															
Uinta	0.97															

 < .95 cents/dollar

 > 1.05 cents/dollar

Appendix Table 2.1: Women's Wages Compared to Men's (Cents on the Dollar) in Wyoming by Selected Variable, 2016

Age Group = 55-64
Education = Associates

County	Total	11 - Agriculture, Forestry, Fishing, & Hunting	21 - Mining	23 - Construction	31,32 &,33 - Manufacturing	42,48,49 &,22 - Wholesale Trade, Transportation, Utilities, & Warehousing	44 & 45 - Retail Trade	51 - Information	52 & 53 - Financial Activities	54 & 55 - Professional & Business Services	61 - Educational Services	62 - Health Services	71 & 72 - Leisure & Hospitality	81 - Other Services	92 - Public Administration	99 - Unclassified
Total	0.75		0.75		1.88	0.75	0.88			0.53	0.78	0.94			0.89	
Campbell	0.88		1.19													
Fremont	1.00															
Goshen	0.87															
Laramie	0.69											0.74			0.84	
Natrona	0.80									0.40	0.80	0.87			0.82	
Park	1.16											1.25				
Sweetwater	0.69															
Uinta	0.90														1.54	
WY	0.67															

< .95 cents/dollar

> 1.05 cents/dollar

Appendix Table 2.1: Women's Wages Compared to Men's (Cents on the Dollar) in Wyoming by Selected Variable, 2016

Age Group = 55-64
Education = Bachelors

County	Total	11 - Agriculture, Forestry, Fishing, & Hunting	21 - Mining	23 - Construction	31,32 &,33 - Manufacturing	42,48,49 &,22 - Wholesale Trade, Transportation, Utilities, & Warehousing	44 & 45 - Retail Trade	51 - Information	52 & 53 - Financial Activities	54 & 55 - Professional & Business Services	61 - Educational Services	62 - Health Services	71 & 72 - Leisure & Hospitality	81 - Other Services	92 - Public Administration	99 - Unclassified
Total	1.00										1.24	1.34			0.64	
Albany	1.08										1.81					
Campbell	0.69															
Natrona	1.54										1.44					


< .95 cents/dollar

> 1.05 cents/dollar

Appendix Table 2.1: Women's Wages Compared to Men's (Cents on the Dollar) in Wyoming by Selected Variable, 2016

**Age Group = 55-64
Education = Masters**

County	Total	11 - Agriculture, Forestry, Fishing, & Hunting	21 - Mining	23 - Construction	31,32 &,33 - Manufacturing	42,48,49 &,22 - Wholesale Trade, Transportation, Utilities, & Warehousing	44 & 45 - Retail Trade	51 - Information	52 & 53 - Financial Activities	54 & 55 - Professional & Business Services	61 - Educational Services	62 - Health Services	71 & 72 - Leisure & Hospitality	81 - Other Services	92 - Public Administration	99 - Unclassified
Total	0.85										0.94	0.75			0.89	
Albany	1.10										1.21					
Fremont	0.92										0.92					
Laramie	0.53											0.61				
Natrona	0.97										0.90					
Sweetwater	0.68										1.06					


 < .95 cents/dollar

 > 1.05 cents/dollar

**Appendix Table 2.1: Women's Wages Compared to Men's (Cents on the Dollar)
in Wyoming by Selected Variable, 2016**

**Age Group = 55-64
Education = PhD\Profesional**

County	Total	11 - Agriculture, Forestry, Fishing, & Hunting	21 - Mining	23 - Construction	31,32 &,33 - Manufacturing	42,48,49 &,22 - Wholesale Trade, Transportation, Utilities, & Warehousing	44 & 45 - Retail Trade	51 - Information	52 & 53 - Financial Activities	54 & 55 - Professional & Business Services	61 - Educational Services	62 - Health Services	71 & 72 - Leisure & Hospitality	81 - Other Services	92 - Public Administration	99 - Unclassified
Total	0.88										0.85					
Albany	1.50										1.50					
Fremont	1.18										1.18					
Laramie	1.09															


 < .95 cents/dollar


 > 1.05 cents/dollar

Appendix Table 2.1: Women's Wages Compared to Men's (Cents on the Dollar) in Wyoming by Selected Variable, 2016

**Age Group = 65+
Education = Some College**

County	Total	11 - Agriculture, Forestry, Fishing, & Hunting	21 - Mining	23 - Construction	31,32 &,33 - Manufacturing	42,48,49 &,22 - Wholesale Trade, Transportation, Utilities, & Warehousing	44 & 45 - Retail Trade	51 - Information	52 & 53 - Financial Activities	54 & 55 - Professional & Business Services	61 - Educational Services	62 - Health Services	71 & 72 - Leisure & Hospitality	81 - Other Services	92 - Public Administration	99 - Unclassified
Total	0.83	1.35	0.73	1.21		0.54	0.68	0.41	0.54	0.62	0.96	0.78	0.34	0.69	0.93	
Albany	0.81										0.69					
Big Horn	1.41															
Campbell	0.91		0.80			0.89				0.82						0.74
Carbon	1.92															
Converse	0.76															
Crook	0.39															
Fremont	0.71						1.03				0.76	0.90				0.92
Goshen	0.98										0.95					
Johnson	0.76															
Laramie	0.69						1.18			0.51	0.68	0.95				0.83
Lincoln	0.70										0.70					
Natrona	1.03			1.15			0.36		0.45	0.33	1.16	1.07	0.21			0.78
Park	1.04									0.61	2.68					0.66
Platte	0.59										0.45					
Sheridan	0.72						0.43				0.63	0.89				0.77
Sublette	0.49															
Sweetwater	0.64						1.38			0.85	1.02					1.77
Teton	0.94															
Uinta	0.69										0.82					
Washakie	1.08										0.63					
Weston	0.60															
WY	0.85									1.27						


 < .95 cents/dollar


 > 1.05 cents/dollar

Appendix Table 2.1: Women's Wages Compared to Men's (Cents on the Dollar) in Wyoming by Selected Variable, 2016

Age Group = 65+
Education = Certificate

County	Total	11 - Agriculture, Forestry, Fishing, & Hunting	21 - Mining	23 - Construction	31, 32 &, 33 - Manufacturing	42, 48, 49 &, 22 - Wholesale Trade, Transportation, Utilities, & Warehousing	44 & 45 - Retail Trade	51 - Information	52 & 53 - Financial Activities	54 & 55 - Professional & Business Services	61 - Educational Services	62 - Health Services	71 & 72 - Leisure & Hospitality	81 - Other Services	92 - Public Administration	99 - Unclassified
Total	2.18															


 < .95 cents/dollar

 > 1.05 cents/dollar

Appendix Table 2.1: Women's Wages Compared to Men's (Cents on the Dollar) in Wyoming by Selected Variable, 2016

Age Group = 65+
Education = Associates

County	Total	11 - Agriculture, Forestry, Fishing, & Hunting	21 - Mining	23 - Construction	31, 32 &, 33 - Manufacturing	42, 48, 49 &, 22 - Wholesale Trade, Transportation, Utilities, & Warehousing	44 & 45 - Retail Trade	51 - Information	52 & 53 - Financial Activities	54 & 55 - Professional & Business Services	61 - Educational Services	62 - Health Services	71 & 72 - Leisure & Hospitality	81 - Other Services	92 - Public Administration	99 - Unclassified
Total	1.16															


 < .95 cents/dollar

 > 1.05 cents/dollar

Appendix Table 2.1: Women's Wages Compared to Men's (Cents on the Dollar) in Wyoming by Selected Variable, 2016

Age Group = 65+
Education = Bachelors

County	Total	11 - Agriculture, Forestry, Fishing, & Hunting	21 - Mining	23 - Construction	31, 32 &, 33 - Manufacturing	42, 48, 49 &, 22 - Wholesale Trade, Transportation, Utilities, & Warehousing	44 & 45 - Retail Trade	51 - Information	52 & 53 - Financial Activities	54 & 55 - Professional & Business Services	61 - Educational Services	62 - Health Services	71 & 72 - Leisure & Hospitality	81 - Other Services	92 - Public Administration	99 - Unclassified
Total	1.27										1.25					


 < .95 cents/dollar


 > 1.05 cents/dollar

Appendix Table 2.1: Women's Wages Compared to Men's (Cents on the Dollar) in Wyoming by Selected Variable, 2016

Women with Associate's vs Men with High School Diploma

County	Total	11 - Agriculture, Forestry, Fishing, & Hunting	21 - Mining	23 - Construction	31,32 &,33 - Manufacturing	42,48,49 &,22 - Wholesale Trade, Transportation, Utilities, & Warehousing	44 & 45 - Retail Trade	51 - Information	52 & 53 - Financial Activities	54 & 55 - Professional & Business Services	61 - Educational Services	62 - Health Services	71 & 72 - Leisure & Hospitality	81 - Other Services	92 - Public Administration	99 - Unclassified
Total	1.26	1.21	1.22	1.11	0.94	0.95	1.04	1.10	1.02	1.10	1.35	1.88	1.18	1.09	1.19	1.06
Albany	1.16			0.96			0.97		1.49	1.31	1.26	1.80	1.08	0.84	0.92	
Big Horn	1.12						0.77									
Campbell	1.01		1.31	1.13	0.58	0.95	0.96		1.29	1.06	1.05	1.29	1.30		1.28	
Carbon	1.40		1.27	0.96		0.74	0.84		1.04				3.48			
Converse	0.83		1.13				1.20				1.00	1.69	1.07		1.22	
Crook	1.36															
Fremont	1.35		0.53	0.80			1.15	0.90		0.91	1.40	1.75	1.13	1.21	1.12	
Goshen	1.24												0.81		0.82	
Hot Springs	1.21															
Johnson	0.87												0.94			
Laramie	1.49		1.80	1.46	0.92	1.03	0.98	1.46	1.02	1.09		2.13	1.17	1.10	1.20	
Lincoln	1.03						1.02						1.31			
Natrona	1.41		1.00	1.07	0.88	0.98	1.02	0.98	1.00	1.16	1.50	2.21	1.20	1.80	1.03	
Niobrara	1.70															
Park	1.18	0.80		1.07	1.27	0.60	1.04			0.79		2.00	0.87	1.69	0.95	
Platte	1.70					1.14	1.37						1.29			
Sheridan	1.30			0.66	0.99		0.94	0.45		1.53	1.64	1.65	1.30	0.75		
Sublette	0.94															
Sweetwater	1.19		1.36	0.95	1.10	0.91	1.51		1.04	1.22	2.68	1.10	1.00	1.06	1.35	
Teton	1.41			0.81					0.97	1.17			1.51			
Uinta	1.31			0.93	1.37	0.91	1.03		1.59	1.50	1.72	2.45	0.77			
Washakie	1.29						1.41			1.44						
Weston	0.83						1.99						1.14		1.12	
WY	0.98			2.49						1.17						

 < .95 cents/dollar

 > 1.05 cents/dollar

**Appendix Table 2.1: Women's Wages Compared to Men's (Cents on the Dollar)
in Wyoming by Selected Variable, 2016**

Table06 - Women Bachelors vs Men Associates

County	Total	11 - Agriculture, Forestry, Fishing, & Hunting	21 - Mining	23 - Construction	31,32 &,33 - Manufacturing	42,48,49 &,22 - Wholesale Trade, Transportation, Utilities, & Warehousing	44 & 45 - Retail Trade	51 - Information	52 & 53 - Financial Activities	54 & 55 - Professional & Business Services	61 - Educational Services	62 - Health Services	71 & 72 - Leisure & Hospitality	81 - Other Services	92 - Public Administration	99 - Unclassified
Total	1.01	0.80	0.91	1.04	0.92	0.77	0.98	0.94	1.04	0.95	1.27	1.06	1.14	0.81	0.98	
Albany	1.10			1.14	0.85	1.70	1.10		1.27	0.96	1.02	1.12	1.28	1.26	1.00	
Big Horn	0.97			1.01			1.05				0.96	1.59			1.03	
Campbell	0.83		0.97			0.89	0.95	0.68	1.82	0.71	1.04	1.58	1.29		0.76	
Carbon	0.96						0.86					1.87			0.93	
Converse	0.85		1.00	1.55						0.73	1.28				0.99	
Crook	1.27															
Fremont	1.19		0.94			1.00	1.86		1.30	1.03	1.14	0.79	1.58	0.69	1.01	
Goshen	1.21										1.52	1.74	0.30		1.25	
Hot Springs	0.68											0.77				
Johnson	1.20												1.04		1.36	
Laramie	1.03			1.06	0.80	0.89	0.77	0.88	0.86	0.89	1.20	1.08	1.07	1.13	0.94	
Lincoln	0.81						0.64				1.71	1.36			0.53	
Natrona	1.26		0.91	1.43	0.95	0.79	0.97	1.06	1.10	0.99	1.39	1.15	1.15	0.70	0.96	
Niobrara	1.76															
Park	1.12			0.78	0.78		1.60		0.75	1.18	1.10	1.39	0.81		0.94	
Platte	0.92											0.84			1.17	
Sheridan	1.33						0.88			1.01	1.26	1.62	1.08	0.65	1.11	
Sublette	0.61						1.05									
Sweetwater	0.85		0.83		0.78	0.77	1.14	1.09	0.80	0.96	1.66	0.61	1.79		0.96	
Teton	1.11						0.88				1.42		1.00	1.47		
Uinta	1.14				1.32			0.99		0.90	1.31	1.40	1.12		1.26	
Washakie	1.15															
Weston	0.86														0.96	
WY	0.52					0.75				1.20						

< .95 cents/dollar

> 1.05 cents/dollar

Appendix Table 2.1: Women's Wages Compared to Men's (Cents on the Dollar) in Wyoming by Selected Variable, 2016

Women with Bachelor's Degree vs Men with Associate's Degree

County	Total	11 - Agriculture, Forestry, Fishing, & Hunting	21 - Mining	23 - Construction	31,32 &,33 - Manufacturing	42,48,49 &,22 - Wholesale Trade, Transportation, Utilities, & Warehousing	44 & 45 - Retail Trade	51 - Information	52 & 53 - Financial Activities	54 & 55 - Professional & Business Services	61 - Educational Services	62 - Health Services	71 & 72 - Leisure & Hospitality	81 - Other Services	92 - Public Administration	99 - Unclassified
Total	0.78	0.97	0.78	0.88	0.70	0.68	0.76	0.64	0.70	0.79	1.10	0.72	0.84	0.80	0.86	0.93
Albany	0.83	1.03	1.05	0.73	1.49	0.61	0.66	0.62	1.16	1.16	1.09	0.74	0.71	0.60	1.16	0.96
Big Horn	0.85		0.44	0.55	0.97	0.37	1.08	1.26	0.61	0.76	1.36	0.87	0.96	0.71	0.86	
Campbell	0.62	0.92	0.81	0.79	0.51	0.67	0.75	1.13	1.01	0.74	0.94	0.50	0.75	0.60	0.80	
Carbon	0.74	1.04	1.03	0.87	0.55	0.43	0.65	0.85	0.30	0.45	1.11	0.63	0.99	0.76	0.82	
Converse	0.70	0.97	0.69	0.71	0.61	0.61	1.60		1.01	0.89	0.82	0.30	0.98	1.44	0.70	
Crook	1.16			0.82	0.63	0.72	0.54			1.59	1.52		0.93		0.76	
Fremont	0.83	0.88	0.50	0.97	1.68	0.62	0.85	0.54	0.41	0.83	0.99	0.73	1.04	0.97	1.00	
Goshen	0.99	0.89			1.03	0.74	0.57		0.89	0.30	1.07	0.70	0.86	1.24	0.93	
Hot Springs	0.54		0.83		0.66		0.73			0.65	1.01	0.70	0.88		0.64	
Johnson	0.74			2.75		0.64	0.49		0.93	0.73	0.88	1.51	0.89	0.98	0.49	
Laramie	0.85	0.61	0.68	0.80	0.52	1.02	0.84	0.74	0.88	0.79	0.90	0.82	0.99	0.89	0.86	
Lincoln	0.76		0.39	1.14	0.76	0.68	0.81		0.81	0.92	1.12	1.11	0.97	0.90	0.49	
Natrona	0.86	0.79	0.72	1.06	1.40	0.64	0.72	0.73	0.68	0.84	1.36	0.80	0.75	0.67	0.84	
Niobrara	1.36						1.13				1.53		1.57		1.02	
Park	0.82	0.86	0.69	0.69	0.90	0.90	0.74	0.59	0.87	0.58	1.24	0.97	0.93	1.05	0.97	
Platte	1.01	0.90	2.58		0.82	1.11	0.82		0.86	0.45	1.11	1.74	0.84		0.91	
Sheridan	0.88	0.95	0.67	1.00	0.78	0.73	0.84	0.46	0.34	0.73	1.17	0.69	0.97	0.66	0.99	
Sublette	0.75		1.55	0.78		1.09	0.70		0.46	0.69	1.57	0.62	1.26	0.59	0.76	
Sweetwater	0.64		0.81	0.85	0.76	0.67	0.71	0.58	0.68	0.73	0.99	0.67	0.91	0.84	0.94	
Teton	0.92			0.78	1.29	0.61	0.88	0.80	0.75	0.93	0.80	0.52	1.00	0.75	1.29	
Uinta	0.70		0.41	0.70	0.70	0.81	0.69	0.39	1.36	0.69	0.90	0.82	0.57	0.59	1.17	
Washakie	0.65		1.13	1.05	1.44	0.58	0.36		0.80	0.40	0.72	0.57	0.83	1.26	0.81	
Weston	0.65	0.75		0.79		0.72	1.01				0.59	0.40	0.98	0.59	0.86	
WY	0.62			0.56		0.64				0.70		1.60				

< .95 cents/dollar

> 1.05 cents/dollar

Appendix Table 2.1: Women's Wages Compared to Men's (Cents on the Dollar) in Wyoming by Selected Variable, 2016

Logistic Regression 5 year attach and <50% FTE

County	Total	11 - Agriculture, Forestry, Fishing, & Hunting	21 - Mining	23 - Construction	31,32 &,33 - Manufacturing	42,48,49 &,22 - Wholesale Trade, Transportation, Utilities, & Warehousing	44 & 45 - Retail Trade	51 - Information	52 & 53 - Financial Activities	54 & 55 - Professional & Business Services	61 - Educational Services	62 - Health Services	71 & 72 - Leisure & Hospitality	81 - Other Services	92 - Public Administration	99 - Unclassified
Total	0.82	0.93	0.76	0.88	0.66	0.62	0.78	0.59	0.73	0.79	0.94	0.77	0.85	0.81	0.84	0.83
Albany	0.83	1.67	1.05	0.69	1.37	0.65	0.72	0.39	1.24	1.12	0.98	0.85	0.80	0.64	0.86	0.85
Big Horn	0.84	0.81	0.48	0.56	1.00	0.54	1.00	0.95	0.61	0.78	0.81	0.97	0.94	0.67	0.79	
Campbell	0.59	0.92	0.79	0.76	0.38	0.59	0.77	0.89	0.98	0.70	1.06	0.52	0.80	0.66	0.83	
Carbon	0.72	1.11	1.08	0.87	0.59	0.38	0.65	0.84	0.31	0.64	1.07	0.62	0.98	0.64	0.81	
Converse	0.69	0.96	0.84	0.65	0.61	0.60	1.32	0.44	0.89	0.94	0.89	0.29	1.03	1.00	0.63	
Crook	1.04			0.84	0.56	0.77	0.58			1.87	1.25		0.98	1.45	0.72	
Fremont	0.82	0.85	0.55	1.12	1.56	0.55	0.82	0.49	0.66	0.85	0.84	0.74	1.03	0.94	0.99	
Goshen	1.04	0.89		1.46	1.06	0.75	0.63	1.18	1.02	0.30	1.32	0.78	0.79	1.13	0.88	
Hot Springs	0.61		0.74		0.70		0.71			0.67	0.92	0.82	0.98		0.70	
Johnson	0.74		0.54	1.59	0.90	0.66	0.52		0.89	0.87	0.80	0.46	0.94	1.05	0.52	
Laramie	0.84	0.42	0.66	0.78	0.59	0.88	0.84	0.69	0.85	0.81	1.01	0.86	0.90	0.88	0.85	0.76
Lincoln	0.74		0.40	1.22	0.64	0.52	0.79	0.28	0.72	0.86	0.99	1.10	0.93	0.89	0.50	
Natrona	1.00	0.68	0.69	1.01	1.28	0.60	0.76	0.68	0.76	0.81	0.90	0.89	0.81	0.74	0.86	
Niobrara	1.25						1.15				1.37		1.45		0.89	
Park	0.79	0.84	0.69	0.68	0.92	0.78	0.69	0.54	0.89	0.63	0.94	1.03	0.85	1.08	0.82	
Platte	0.98	0.91	2.58		0.76	0.96	0.82		0.97	0.58	0.98	1.29	0.90		1.00	
Sheridan	0.86	0.91	0.67	0.93	0.85	0.67	0.85	0.51	0.40	0.73	1.12	0.71	0.93	0.65	0.95	
Sublette	0.72		1.16	0.75		1.02	0.76	0.62	0.43	0.58	1.42	0.61	1.19	0.62	0.76	
Sweetwater	0.68		0.77	0.89	0.71	0.60	0.76	0.75	0.71	0.70	0.85	0.82	0.90	0.78	0.94	
Teton	0.97	1.27		0.76	1.44	0.66	0.90	0.76	0.74	1.04	0.83	0.68	1.07	0.87	1.22	
Uinta	0.68	1.09	0.41	0.66	0.62	0.79	0.68	0.52	1.33	0.55	0.89	0.88	0.55	1.22	1.11	
Washakie	0.64		1.17	0.96	1.23	0.59	0.42		0.51	0.29	0.83	0.74	0.87	1.06	0.71	
Weston	0.78	0.75		0.79	0.26	0.71	0.95			0.30	0.93	0.50	0.95	0.60	0.84	
WY	0.61			1.20		0.62			0.55	0.66		1.60				

< .95 cents/dollar

> 1.05 cents/dollar

Appendix Table 2.1: Women's Wages Compared to Men's (Cents on the Dollar) in Wyoming by Selected Variable, 2016

Logistic Regression 5 year attach and <75% FTE

County	Total	11 - Agriculture, Forestry, Fishing, & Hunting	21 - Mining	23 - Construction	31,32 &,33 - Manufacturing	42,48,49 &,22 - Wholesale Trade, Transportation, Utilities, & Warehousing	44 & 45 - Retail Trade	51 - Information	52 & 53 - Financial Activities	54 & 55 - Professional & Business Services	61 - Educational Services	62 - Health Services	71 & 72 - Leisure & Hospitality	81 - Other Services	92 - Public Administration	99 - Unclassified
Total	0.82	0.91	0.77	0.91	0.64	0.61	0.82	0.65	0.72	0.80	0.85	0.75	0.86	0.82	0.86	0.83
Albany	0.91	1.29	1.02	0.80	1.29	0.70	0.86	0.72	1.12	1.14	1.01	0.96	0.89	0.74	0.89	1.32
Big Horn	0.81	0.93	0.52	0.57	0.91	0.61	0.73	0.91	0.68	0.74	0.76	0.86	0.89	0.58	0.89	
Campbell	0.62	0.76	0.80	0.87	0.41	0.59	0.69	0.87	0.87	0.73	0.93	0.54	0.91	0.76	0.85	
Carbon	0.73	0.67	0.77	0.78	0.80	0.35	0.66	1.07	0.35	0.69	0.89	0.76	0.97	0.51	0.84	
Converse	0.70	0.96	0.80	0.92	0.56	0.54	1.33	0.48	1.04	0.88	0.80	0.36	1.07	0.46	0.82	
Crook	0.94			0.79	0.57	0.84	0.66			1.72	1.04		0.90	1.26	0.75	
Fremont	0.80	0.89	0.59	1.02	1.43	0.51	0.87	0.60	0.69	0.85	0.85	0.70	1.02	0.91	0.96	
Goshen	0.99	1.02		1.20	0.91	0.67	0.72	1.20	0.62	0.62	0.89	0.96	0.92	1.22	0.86	
Hot Springs	0.65		0.76		0.91		0.77		0.69	0.68	0.77	0.86	1.01		0.85	
Johnson	0.81		0.55	1.34	0.90	0.67	0.54		1.07	0.82	0.76	0.48	0.96	0.99	0.62	
Laramie	0.86	0.55	0.62	0.80	0.62	0.86	0.91	0.70	0.87	0.83	0.94	0.79	0.92	0.91	0.89	0.95
Lincoln	0.69		0.87	1.08	0.66	0.55	0.76	0.39	0.66	0.77	0.60	0.78	0.92	0.67	0.50	
Natrona	0.95	0.65	0.69	1.00	0.89	0.61	0.78	0.75	0.77	0.82	0.90	0.79	0.87	0.82	0.89	
Niobrara	1.00					0.85	1.14			0.91	0.98		1.38		0.86	
Park	0.82	0.91	0.75	0.69	0.94	0.68	0.79	0.47	0.81	0.67	0.85	0.78	0.90	0.91	0.83	
Platte	0.95	0.91	2.57	0.56	0.82	0.74	0.77		0.90	0.67	0.91	1.03	0.92		1.06	
Sheridan	0.89	0.88	0.71	1.06	0.87	0.66	0.90	0.58	0.44	0.76	0.94	0.73	1.00	0.68	0.93	
Sublette	0.69	0.56	1.07	0.74	1.40	1.00	0.75	0.73	0.42	0.62	1.02	0.73	1.08	0.73	0.75	
Sweetwater	0.66		0.77	0.86	0.68	0.58	0.85	0.89	0.72	0.66	0.83	0.66	0.94	0.85	0.94	
Teton	1.00	1.55		0.89	1.03	0.74	0.94	0.80	0.71	0.96	1.09	0.82	1.03	0.95	1.18	
Uinta	0.67	1.11	0.45	0.68	0.75	0.65	0.78	0.65	0.44	0.53	0.67	0.90	0.63	1.00	1.04	
Washakie	0.77		1.02	0.79	1.13	0.59	0.45	0.49	0.55	0.40	0.85	0.88	0.95	0.98	0.76	
Weston	0.83	0.80	0.70	1.40	0.28	0.67	0.88			0.28	0.77	0.72	0.98	0.62	0.82	
WY	0.60			1.40		0.60	0.74		0.55	0.70		0.88		0.86		0.59

< .95 cents/dollar

> 1.05 cents/dollar

Appendix Table 2.1: Women's Wages Compared to Men's (Cents on the Dollar) in Wyoming by Selected Variable, 2016

Logistic Regression 5 year attach and <90% FTE

County	Total	11 - Agriculture, Forestry, Fishing, & Hunting	21 - Mining	23 - Construction	31,32 &,33 - Manufacturing	42,48,49 &,22 - Wholesale Trade, Transportation, Utilities, & Warehousing	44 & 45 - Retail Trade	51 - Information	52 & 53 - Financial Activities	54 & 55 - Professional & Business Services	61 - Educational Services	62 - Health Services	71 & 72 - Leisure & Hospitality	81 - Other Services	92 - Public Administration	99 - Unclassified
Total	0.82	0.90	0.79	0.90	0.69	0.66	0.82	0.71	0.72	0.79	0.85	0.75	0.87	0.83	0.88	0.83
Albany	0.93	1.33	1.02	0.84	1.22	0.81	0.90	0.80	0.99	0.90	1.01	0.99	0.88	0.76	0.93	1.32
Big Horn	0.79	0.72	0.55	0.66	1.00	0.63	0.69	0.87	0.70	0.71	0.75	0.87	0.96	0.60	0.83	
Campbell	0.66	0.76	0.78	0.88	0.43	0.61	0.73	0.82	0.86	0.76	0.81	0.47	0.88	0.78	0.92	1.48
Carbon	0.73	0.65	0.77	0.87	0.82	0.40	0.67	0.91	0.39	0.73	0.88	0.77	0.96	0.52	0.85	
Converse	0.71	0.96	0.93	0.91	0.58	0.68	1.22	0.60	0.81	0.91	0.72	0.41	1.08	0.45	0.83	
Crook	0.88		0.69	0.78	0.57	0.85	0.74		0.41	1.52	1.02		0.78	1.14	0.51	
Fremont	0.83	0.78	0.60	0.96	1.14	0.59	0.89	0.56	0.66	0.87	0.87	0.70	1.05	0.83	0.98	
Goshen	0.96	0.91		1.10	0.83	0.71	0.73	0.66	0.66	0.70	0.90	0.72	0.91	1.19	0.98	
Hot Springs	0.72		0.82		0.93		0.77		0.68	0.82	0.78	0.86	0.93		0.89	
Johnson	0.80		0.54	1.26	1.18	0.56	0.58		0.92	0.87	0.75	0.53	0.94	0.89	0.76	
Laramie	0.87	0.57	0.62	0.86	0.76	0.88	0.91	0.85	0.81	0.84	0.91	0.73	0.94	0.94	0.92	0.82
Lincoln	0.69		0.83	0.98	0.69	0.64	0.77	0.38	0.71	0.74	0.58	0.64	0.95	0.82	0.58	
Natrona	0.92	0.69	0.77	0.94	0.90	0.63	0.77	0.97	0.82	0.78	0.94	0.81	0.87	0.81	0.89	
Niobrara	0.95					0.84	1.08			0.87	0.92	0.24	1.26		0.81	
Park	0.83	0.98	0.76	0.69	0.93	0.75	0.76	0.62	0.68	0.71	0.80	0.80	0.91	0.91	0.85	
Platte	0.92	0.90	2.67	0.75	0.82	0.71	0.78		0.93	0.62	0.90	0.57	0.96		1.03	
Sheridan	0.91	0.82	0.74	0.97	0.87	0.68	0.88	0.58	0.58	0.80	0.91	0.75	1.04	0.67	0.91	
Sublette	0.69	0.68	0.99	0.72	1.08	0.98	0.80	0.54	0.51	0.64	1.05	0.76	1.05	0.81	0.64	
Sweetwater	0.66		0.82	0.85	0.68	0.68	0.84	0.78	0.77	0.67	0.85	0.69	0.95	0.86	0.88	
Teton	1.01	1.56		0.94	0.97	0.86	0.90	0.81	0.71	0.96	0.97	0.88	1.04	1.01	1.12	
Uinta	0.68	1.11	0.56	0.70	0.79	0.55	0.90	0.74	0.48	0.50	0.68	0.92	0.71	0.70	0.97	
Washakie	0.77		1.02	0.81	1.03	0.52	0.55	0.67	0.59	0.51	0.78	0.88	0.88	1.00	0.76	
Weston	0.77	0.80	0.65	1.36	0.22	0.61	1.03			0.44	0.75	0.71	1.00	0.65	0.83	
WY	0.58		0.95	1.30		0.56	0.77		0.66	0.71	0.25	0.84		0.67		0.62

< .95 cents/dollar

> 1.05 cents/dollar

Appendix Table 2.1: Women's Wages Compared to Men's (Cents on the Dollar) in Wyoming by Selected Variable, 2016

Logistic Regression 5 year attach and >=100% FTE

County	Total	11 - Agriculture, Forestry, Fishing, & Hunting	21 - Mining	23 - Construction	31,32 &,33 - Manufacturing	42,48,49 &,22 - Wholesale Trade, Transportation, Utilities, & Warehousing	44 & 45 - Retail Trade	51 - Information	52 & 53 - Financial Activities	54 & 55 - Professional & Business Services	61 - Educational Services	62 - Health Services	71 & 72 - Leisure & Hospitality	81 - Other Services	92 - Public Administration	99 - Unclassified
Total	0.74	0.84	0.86	0.84	0.73	0.73	0.76	0.84	0.64	0.75	0.81	0.64	0.79	0.75	0.87	0.45
Albany	0.79	1.05		0.63	0.70	0.47	0.68	1.12	0.68	0.76	0.76	1.00	0.77	0.98	0.92	
Big Horn	0.87		0.77	1.34	0.88	0.72	0.62		0.69	0.85	1.23	0.54	1.10	0.55	0.97	
Campbell	0.68		0.94	0.78	0.69	0.69	0.75	0.92	0.68	0.71	0.85	0.52	0.72	0.69	0.82	
Carbon	0.73	0.94	0.70	0.72		0.77	0.90		0.55	0.88	0.72	1.15	0.96	0.57	0.83	
Converse	0.77		0.99	1.23	1.54	0.60	0.59	0.96	0.59	1.00	1.07	0.67	1.38		0.82	
Crook	0.87				0.53	0.88	0.82				0.98	0.62	0.86		0.77	
Fremont	0.77	0.84	0.64	0.75	0.57	0.71	0.89	0.66	0.74	0.89	0.92	0.65	0.95	0.99	0.89	
Goshen	0.84	1.00			0.88	0.67	0.69		0.35	0.65	1.00	0.53	0.90		0.95	
Hot Springs	0.76		0.64		1.54		0.59				0.73	0.99	0.52		0.86	
Johnson	0.78			0.66	0.91	0.63	0.75		0.49	0.79	0.68	0.51	1.26	0.61	0.86	
Laramie	0.82	0.86	0.57	0.97	0.60	0.79	0.83	0.90	0.73	0.79	0.57	0.72	0.83	0.76	0.85	
Lincoln	0.59	0.84	0.89	0.75	0.73	0.88	0.77		0.52	0.37	1.07	0.37	0.88	0.33	0.83	
Natrona	0.75		0.84	0.96	0.79	0.70	0.77	0.86	0.66	0.77	1.00	0.56	0.81	0.76	0.86	
Niobrara	1.00						1.00				1.15				1.03	
Park	0.81	1.18	0.93	0.73	0.67	0.96	0.75	1.10	0.42	0.60	0.94	0.67	1.01	0.57	0.87	
Platte	0.70	0.83	0.80		0.74	0.80	0.78		0.39	2.84	0.86	0.46	1.30		0.92	
Sheridan	0.76	0.72	0.74	0.88	0.81	0.94	0.79	0.56	0.54	0.74	1.05	0.94	0.68	0.65	0.85	
Sublette	0.68		0.78	0.92		0.63	0.60		0.65	0.70	0.99	0.84	0.85		0.71	
Sweetwater	0.67		0.82	0.74	0.92	0.73	0.78	0.56	0.70	0.75	0.95	0.55	0.96	0.73	0.87	
Teton	0.78	0.50		0.84		0.75	0.79	0.53	0.53	0.70	1.02	0.69	0.79	0.96	0.88	
Uinta	0.72		0.98	0.67	0.85	0.79	0.54	0.88	0.70	0.30	0.91	0.76	1.00	0.69	0.84	
Washakie	0.81				0.88	0.97	0.59	0.92	0.58	0.65	0.98	0.71	1.24	0.56	0.93	
Weston	0.73			0.74	0.69	0.81	0.83		0.26		0.94	0.65			0.86	
WY	0.74		0.67			0.68				0.89	0.62			0.92		

< .95 cents/dollar

> 1.05 cents/dollar

Appendix Table 2.1: Women's Wages Compared to Men's (Cents on the Dollar) in Wyoming by Selected Variable, 2016

Total with Occupation

County	Total	11 - Agriculture, Forestry, Fishing, & Hunting	21 - Mining	23 - Construction	31,32 &,33 - Manufacturing	42,48,49 &,22 - Wholesale Trade, Transportation, Utilities, & Warehousing	44 & 45 - Retail Trade	51 - Information	52 & 53 - Financial Activities	54 & 55 - Professional & Business Services	61 - Educational Services	62 - Health Services	71 & 72 - Leisure & Hospitality	81 - Other Services	92 - Public Administration	99 - Unclassified
Total	0.84	0.93	0.84	0.83	0.74	0.75	0.81	0.75	0.74	0.80	0.87	0.55	0.95	0.82	0.87	
Albany	0.93			0.90			0.83	0.69	0.89	0.79	1.04	0.85	1.04	0.62	0.89	
Big Horn	0.83					0.61	0.42			0.72	0.80	0.75	0.98		0.83	
Campbell	0.74		0.83	0.79	0.59	0.60	0.71	0.73	1.09	0.74	0.78	0.38	0.94	0.68	0.87	
Carbon	0.86			0.81		0.62	1.02	0.97	0.68	0.52	0.78	0.71	1.05		0.87	
Converse	0.79		0.80	0.90	0.63	0.79	0.61			0.98	0.86	0.30	0.70		0.76	
Crook	0.79										0.84				0.77	
Fremont	0.84			0.81		0.69	0.73	0.62	0.76	0.72	0.90	0.57	0.95	0.82	0.85	
Goshen	0.92						0.78		0.40		0.89	0.83	0.89		0.94	
Hot Springs	0.80						1.00				0.80	0.64	1.15		0.90	
Johnson	0.88					0.54	0.79			0.76	0.86	0.66	0.89		0.78	
Laramie	0.83			0.89	0.79	0.85	0.91	0.94	0.81	0.84	0.90	0.60	1.05	0.91	0.86	
Lincoln	0.69			0.82			0.52			0.74	0.76	0.39			0.77	
Natrona	0.85		0.71	0.86	0.77	0.71	0.89	0.54	0.72	0.73	0.92	0.52	1.07	0.82	0.80	
Niobrara	0.96										0.85	0.59			0.98	
Park	0.83		1.06	0.54	0.68	0.71	0.68	0.78	0.89	0.77	0.86	0.54	0.95	0.55	0.79	
Platte	0.83					0.66	0.82				1.04	0.20	1.02		0.97	
Sheridan	0.87	0.93		0.83	0.81	0.72	1.10		0.56	0.70	0.93	0.60	1.02	0.74	0.84	
Sublette	0.76						0.58				0.73	0.55			0.71	
Sweetwater	0.82		0.91	0.98	0.72	0.95	0.80	0.94	0.71	0.71	0.88	0.54	0.78	0.66	0.80	
Teton	1.01			0.96	0.94	1.33	0.80		0.79	1.06	0.99	0.68	1.04		0.93	
Uinta	0.81			0.58	0.57	0.85	0.79	0.59	0.84	0.49	0.76	0.69	1.16		0.90	
Washakie	0.88				0.77	0.71	0.68				0.84	0.80	1.03		0.89	
Weston	0.83					0.44	1.32				0.87	0.31			0.92	
WY	0.89					0.65				0.96						


< .95 cents/dollar

> 1.05 cents/dollar

**Appendix Table 2.1: Women's Wages Compared to Men's (Cents on the Dollar)
in Wyoming by Selected Variable, 2016**

Occupation: 111011 : Chief Executives

County	Total	11 - Agriculture, Forestry, Fishing, & Hunting	21 - Mining	23 - Construction	31,32 &,33 - Manufacturing	42,48,49 &,22 - Wholesale Trade, Transportation, Utilities, & Warehousing	44 & 45 - Retail Trade	51 - Information	52 & 53 - Financial Activities	54 & 55 - Professional & Business Services	61 - Educational Services	62 - Health Services	71 & 72 - Leisure & Hospitality	81 - Other Services	92 - Public Administration	99 - Unclassified
Total	0.87										1.03				0.86	
Fremont	0.97										1.02					
Laramie	0.79														0.90	


 < .95 cents/dollar


 > 1.05 cents/dollar

**Appendix Table 2.1: Women's Wages Compared to Men's (Cents on the Dollar)
in Wyoming by Selected Variable, 2016**

Occupation: 111021 : General and Operations Managers

County	Total	11 - Agriculture, Forestry, Fishing, & Hunting	21 - Mining	23 - Construction	31,32 &,33 - Manufacturing	42,48,49 &,22 - Wholesale Trade, Transportation, Utilities, & Warehousing	44 & 45 - Retail Trade	51 - Information	52 & 53 - Financial Activities	54 & 55 - Professional & Business Services	61 - Educational Services	62 - Health Services	71 & 72 - Leisure & Hospitality	81 - Other Services	92 - Public Administration	99 - Unclassified
Total	0.83						0.64		0.80	0.72	0.77	0.83	0.87		0.92	
Campbell	0.53															
Converse	0.50															
Fremont	0.97										0.87					
Laramie	0.97														0.94	
Natrona	0.76											0.64				
Sweetwater	0.57															
Teton	0.80															
Uinta	0.64															

 < .95 cents/dollar

 > 1.05 cents/dollar

**Appendix Table 2.1: Women's Wages Compared to Men's (Cents on the Dollar)
in Wyoming by Selected Variable, 2016**

Occupation: 112031 : Public Relations and Fundraising Managers


County	Total	11 - Agriculture, Forestry, Fishing, & Hunting	21 - Mining	23 - Construction	31,32 &,33 - Manufacturing	42,48,49 &,22 - Wholesale Trade, Transportation, Utilities, & Warehousing	44 & 45 - Retail Trade	51 - Information	52 & 53 - Financial Activities	54 & 55 - Professional & Business Services	61 - Educational Services	62 - Health Services	71 & 72 - Leisure & Hospitality	81 - Other Services	92 - Public Administration	99 - Unclassified
Total	1.03															

 < .95 cents/dollar  > 1.05 cents/dollar

**Appendix Table 2.1: Women's Wages Compared to Men's (Cents on the Dollar)
in Wyoming by Selected Variable, 2016**

Occupation: 113011 : Administrative Services Managers

County	Total	11 - Agriculture, Forestry, Fishing, & Hunting	21 - Mining	23 - Construction	31,32 &,33 - Manufacturing	42,48,49 &,22 - Wholesale Trade, Transportation, Utilities, & Warehousing	44 & 45 - Retail Trade	51 - Information	52 & 53 - Financial Activities	54 & 55 - Professional & Business Services	61 - Educational Services	62 - Health Services	71 & 72 - Leisure & Hospitality	81 - Other Services	92 - Public Administration	99 - Unclassified
Total	0.97														0.97	
Laramie	0.98														0.97	


 < .95 cents/dollar

 > 1.05 cents/dollar

**Appendix Table 2.1: Women's Wages Compared to Men's (Cents on the Dollar)
in Wyoming by Selected Variable, 2016**

Occupation: 113021 : Computer and Information Systems Managers

County	Total	11 - Agriculture, Forestry, Fishing, & Hunting	21 - Mining	23 - Construction	31,32 &,33 - Manufacturing	42,48,49 &,22 - Wholesale Trade, Transportation, Utilities, & Warehousing	44 & 45 - Retail Trade	51 - Information	52 & 53 - Financial Activities	54 & 55 - Professional & Business Services	61 - Educational Services	62 - Health Services	71 & 72 - Leisure & Hospitality	81 - Other Services	92 - Public Administration	99 - Unclassified
Total	0.94														0.95	
Laramie	0.93														0.95	


 < .95 cents/dollar

 > 1.05 cents/dollar

**Appendix Table 2.1: Women's Wages Compared to Men's (Cents on the Dollar)
in Wyoming by Selected Variable, 2016**

Occupation: 113031 : Financial Managers

County	Total	11 - Agriculture, Forestry, Fishing, & Hunting	21 - Mining	23 - Construction	31,32 &,33 - Manufacturing	42,48,49 &,22 - Wholesale Trade, Transportation, Utilities, & Warehousing	44 & 45 - Retail Trade	51 - Information	52 & 53 - Financial Activities	54 & 55 - Professional & Business Services	61 - Educational Services	62 - Health Services	71 & 72 - Leisure & Hospitality	81 - Other Services	92 - Public Administration	99 - Unclassified
Total	0.88								0.75		0.81					0.95
Fremont	0.82															
Laramie	0.89															0.93
Natrona	0.77															


 < .95 cents/dollar

 > 1.05 cents/dollar

**Appendix Table 2.1: Women's Wages Compared to Men's (Cents on the Dollar)
in Wyoming by Selected Variable, 2016**

Occupation: 113121 : Human Resources Managers

County	Total	11 - Agriculture, Forestry, Fishing, & Hunting	21 - Mining	23 - Construction	31,32 &,33 - Manufacturing	42,48,49 &,22 - Wholesale Trade, Transportation, Utilities, & Warehousing	44 & 45 - Retail Trade	51 - Information	52 & 53 - Financial Activities	54 & 55 - Professional & Business Services	61 - Educational Services	62 - Health Services	71 & 72 - Leisure & Hospitality	81 - Other Services	92 - Public Administration	99 - Unclassified
Total	0.92										0.98				0.86	
Laramie	0.88														0.87	


 < .95 cents/dollar

 > 1.05 cents/dollar

**Appendix Table 2.1: Women's Wages Compared to Men's (Cents on the Dollar)
in Wyoming by Selected Variable, 2016**

Occupation: 119013 : Farmers, Ranchers, and Other Agricultural Managers

County	Total	11 - Agriculture, Forestry, Fishing, & Hunting	21 - Mining	23 - Construction	31,32 &,33 - Manufacturing	42,48,49 &,22 - Wholesale Trade, Transportation, Utilities, & Warehousing	44 & 45 - Retail Trade	51 - Information	52 & 53 - Financial Activities	54 & 55 - Professional & Business Services	61 - Educational Services	62 - Health Services	71 & 72 - Leisure & Hospitality	81 - Other Services	92 - Public Administration	99 - Unclassified
Total	0.81															


 < .95 cents/dollar


 > 1.05 cents/dollar

**Appendix Table 2.1: Women's Wages Compared to Men's (Cents on the Dollar)
in Wyoming by Selected Variable, 2016**

Occupation: 119032 : Education Administrators, Elementary and Secondary School

County	Total	11 - Agriculture, Forestry, Fishing, & Hunting	21 - Mining	23 - Construction	31,32 &,33 - Manufacturing	42,48,49 &,22 - Wholesale Trade, Transportation, Utilities, & Warehousing	44 & 45 - Retail Trade	51 - Information	52 & 53 - Financial Activities	54 & 55 - Professional & Business Services	61 - Educational Services	62 - Health Services	71 & 72 - Leisure & Hospitality	81 - Other Services	92 - Public Administration	99 - Unclassified
Total	0.94										0.93					
Albany	0.85										0.84					
Campbell	0.92										0.90					
Carbon	0.90															
Converse	0.95										0.95					
Crook	1.06										1.06					
Fremont	0.92										0.92					
Laramie	0.90										0.93					
Natrona	0.99										0.97					
Park	0.79										0.78					
Platte	1.05										1.05					
Sheridan	1.13										1.10					
Sweetwater	1.02										0.95					
Teton	1.01										1.01					
Uinta	1.04										1.04					


 < .95 cents/dollar

 > 1.05 cents/dollar

**Appendix Table 2.1: Women's Wages Compared to Men's (Cents on the Dollar)
in Wyoming by Selected Variable, 2016**

Occupation: 119039 : Education Administrators, All Other

County	Total	11 - Agriculture, Forestry, Fishing, & Hunting	21 - Mining	23 - Construction	31,32 &,33 - Manufacturing	42,48,49 &,22 - Wholesale Trade, Transportation, Utilities, & Warehousing	44 & 45 - Retail Trade	51 - Information	52 & 53 - Financial Activities	54 & 55 - Professional & Business Services	61 - Educational Services	62 - Health Services	71 & 72 - Leisure & Hospitality	81 - Other Services	92 - Public Administration	99 - Unclassified
Total	0.97										0.96				0.98	
Fremont	0.98										0.85					
Laramie	1.01														1.00	


 < .95 cents/dollar

 > 1.05 cents/dollar

**Appendix Table 2.1: Women's Wages Compared to Men's (Cents on the Dollar)
in Wyoming by Selected Variable, 2016**

Occupation: 119041 : Architectural and Engineering Managers

County	Total	11 - Agriculture, Forestry, Fishing, & Hunting	21 - Mining	23 - Construction	31,32 &,33 - Manufacturing	42,48,49 &,22 - Wholesale Trade, Transportation, Utilities, & Warehousing	44 & 45 - Retail Trade	51 - Information	52 & 53 - Financial Activities	54 & 55 - Professional & Business Services	61 - Educational Services	62 - Health Services	71 & 72 - Leisure & Hospitality	81 - Other Services	92 - Public Administration	99 - Unclassified
Total	0.94														0.94	
Laramie	0.95														0.92	


 < .95 cents/dollar

 > 1.05 cents/dollar

**Appendix Table 2.1: Women's Wages Compared to Men's (Cents on the Dollar)
in Wyoming by Selected Variable, 2016**

Occupation: 119051 : Food Service Managers

County	Total	11 - Agriculture, Forestry, Fishing, & Hunting	21 - Mining	23 - Construction	31,32 &,33 - Manufacturing	42,48,49 &,22 - Wholesale Trade, Transportation, Utilities, & Warehousing	44 & 45 - Retail Trade	51 - Information	52 & 53 - Financial Activities	54 & 55 - Professional & Business Services	61 - Educational Services	62 - Health Services	71 & 72 - Leisure & Hospitality	81 - Other Services	92 - Public Administration	99 - Unclassified
Total	0.85															


 < .95 cents/dollar

 > 1.05 cents/dollar

**Appendix Table 2.1: Women's Wages Compared to Men's (Cents on the Dollar)
in Wyoming by Selected Variable, 2016**

Occupation: 119111 : Medical and Health Services Managers

County	Total	11 - Agriculture, Forestry, Fishing, & Hunting	21 - Mining	23 - Construction	31,32 &,33 - Manufacturing	42,48,49 &,22 - Wholesale Trade, Transportation, Utilities, & Warehousing	44 & 45 - Retail Trade	51 - Information	52 & 53 - Financial Activities	54 & 55 - Professional & Business Services	61 - Educational Services	62 - Health Services	71 & 72 - Leisure & Hospitality	81 - Other Services	92 - Public Administration	99 - Unclassified
Total	0.96														0.96	
Laramie	0.97														0.95	


 < .95 cents/dollar

 > 1.05 cents/dollar

**Appendix Table 2.1: Women's Wages Compared to Men's (Cents on the Dollar)
in Wyoming by Selected Variable, 2016**

Occupation: 119121 : Natural Sciences Managers

County	Total	11 - Agriculture, Forestry, Fishing, & Hunting	21 - Mining	23 - Construction	31,32 &,33 - Manufacturing	42,48,49 &,22 - Wholesale Trade, Transportation, Utilities, & Warehousing	44 & 45 - Retail Trade	51 - Information	52 & 53 - Financial Activities	54 & 55 - Professional & Business Services	61 - Educational Services	62 - Health Services	71 & 72 - Leisure & Hospitality	81 - Other Services	92 - Public Administration	99 - Unclassified
Total	0.94														0.93	
Fremont	0.92														0.91	
Laramie	0.93														0.94	


 < .95 cents/dollar

 > 1.05 cents/dollar

**Appendix Table 2.1: Women's Wages Compared to Men's (Cents on the Dollar)
in Wyoming by Selected Variable, 2016**

Occupation: 119141 : Property, Real Estate, and Community Association Managers

County	Total	11 - Agriculture, Forestry, Fishing, & Hunting	21 - Mining	23 - Construction	31,32 &,33 - Manufacturing	42,48,49 &,22 - Wholesale Trade, Transportation, Utilities, & Warehousing	44 & 45 - Retail Trade	51 - Information	52 & 53 - Financial Activities	54 & 55 - Professional & Business Services	61 - Educational Services	62 - Health Services	71 & 72 - Leisure & Hospitality	81 - Other Services	92 - Public Administration	99 - Unclassified
Total	0.45															


 < .95 cents/dollar

 > 1.05 cents/dollar

**Appendix Table 2.1: Women's Wages Compared to Men's (Cents on the Dollar)
in Wyoming by Selected Variable, 2016**

Occupation: 119151 : Social and Community Service Managers

County	Total	11 - Agriculture, Forestry, Fishing, & Hunting	21 - Mining	23 - Construction	31,32 &,33 - Manufacturing	42,48,49 &,22 - Wholesale Trade, Transportation, Utilities, & Warehousing	44 & 45 - Retail Trade	51 - Information	52 & 53 - Financial Activities	54 & 55 - Professional & Business Services	61 - Educational Services	62 - Health Services	71 & 72 - Leisure & Hospitality	81 - Other Services	92 - Public Administration	99 - Unclassified
Total	0.96														0.91	
Laramie	0.94														0.93	
Natrona	0.91														0.81	


 < .95 cents/dollar

 > 1.05 cents/dollar

**Appendix Table 2.1: Women's Wages Compared to Men's (Cents on the Dollar)
in Wyoming by Selected Variable, 2016**

Occupation: 119199 : Managers, All Other

County	Total	11 - Agriculture, Forestry, Fishing, & Hunting	21 - Mining	23 - Construction	31,32 &,33 - Manufacturing	42,48,49 &,22 - Wholesale Trade, Transportation, Utilities, & Warehousing	44 & 45 - Retail Trade	51 - Information	52 & 53 - Financial Activities	54 & 55 - Professional & Business Services	61 - Educational Services	62 - Health Services	71 & 72 - Leisure & Hospitality	81 - Other Services	92 - Public Administration	99 - Unclassified
Total	0.93									0.95	0.63					0.95
Albany	1.09															1.07
Laramie	0.93									0.95						0.93
Natrona	1.01															


 < .95 cents/dollar

 > 1.05 cents/dollar

**Appendix Table 2.1: Women's Wages Compared to Men's (Cents on the Dollar)
in Wyoming by Selected Variable, 2016**

Occupation: 131023 : Purchasing Agents, Except Wholesale, Retail, and Farm Products

County	Total	11 - Agriculture, Forestry, Fishing, & Hunting	21 - Mining	23 - Construction	31,32 &,33 - Manufacturing	42,48,49 &,22 - Wholesale Trade, Transportation, Utilities, & Warehousing	44 & 45 - Retail Trade	51 - Information	52 & 53 - Financial Activities	54 & 55 - Professional & Business Services	61 - Educational Services	62 - Health Services	71 & 72 - Leisure & Hospitality	81 - Other Services	92 - Public Administration	99 - Unclassified
Total	0.94														0.90	
Laramie	0.93														0.90	

 < .95 cents/dollar

 > 1.05 cents/dollar

**Appendix Table 2.1: Women's Wages Compared to Men's (Cents on the Dollar)
in Wyoming by Selected Variable, 2016**

Occupation: 131031 : Claims Adjusters, Examiners, and Investigators


County	Total	11 - Agriculture, Forestry, Fishing, & Hunting	21 - Mining	23 - Construction	31,32 &,33 - Manufacturing	42,48,49 &,22 - Wholesale Trade, Transportation, Utilities, & Warehousing	44 & 45 - Retail Trade	51 - Information	52 & 53 - Financial Activities	54 & 55 - Professional & Business Services	61 - Educational Services	62 - Health Services	71 & 72 - Leisure & Hospitality	81 - Other Services	92 - Public Administration	99 - Unclassified
Total	0.97															

 < .95 cents/dollar  > 1.05 cents/dollar

**Appendix Table 2.1: Women's Wages Compared to Men's (Cents on the Dollar)
in Wyoming by Selected Variable, 2016**

Occupation: 131041 : Compliance Officers, Except Agriculture, Construction, Health and Safety, and Transportation

County	Total	11 - Agriculture, Forestry, Fishing, & Hunting	21 - Mining	23 - Construction	31, 32 &, 33 - Manufacturing	42, 48, 49 &, 22 - Wholesale Trade, Transportation, Utilities, & Warehousing	44 & 45 - Retail Trade	51 - Information	52 & 53 - Financial Activities	54 & 55 - Professional & Business Services	61 - Educational Services	62 - Health Services	71 & 72 - Leisure & Hospitality	81 - Other Services	92 - Public Administration	99 - Unclassified
Total	0.98														1.03	
Laramie	1.00														1.03	
Natrona	0.85														1.08	


 < .95 cents/dollar


 > 1.05 cents/dollar

**Appendix Table 2.1: Women's Wages Compared to Men's (Cents on the Dollar)
in Wyoming by Selected Variable, 2016**

Occupation: 131071 : Human Resources Specialists

County	Total	11 - Agriculture, Forestry, Fishing, & Hunting	21 - Mining	23 - Construction	31,32 &,33 - Manufacturing	42,48,49 &,22 - Wholesale Trade, Transportation, Utilities, & Warehousing	44 & 45 - Retail Trade	51 - Information	52 & 53 - Financial Activities	54 & 55 - Professional & Business Services	61 - Educational Services	62 - Health Services	71 & 72 - Leisure & Hospitality	81 - Other Services	92 - Public Administration	99 - Unclassified
Total	0.96						0.80				1.05	1.09			0.95	
Albany	1.19														1.17	
Carbon	0.92														0.84	
Converse	0.67														0.72	
Fremont	0.96														0.99	
Goshen	1.02														0.97	
Laramie	0.96														0.99	
Natrona	0.94										0.98				0.89	
Park	0.96															
Sheridan	1.15														1.18	
Sweetwater	1.04														1.03	
Uinta	0.88														0.92	
Washakie	1.04														1.04	
Weston	0.84														0.91	


 < .95 cents/dollar

 > 1.05 cents/dollar

**Appendix Table 2.1: Women's Wages Compared to Men's (Cents on the Dollar)
in Wyoming by Selected Variable, 2016**

Occupation: 131111 : Management Analysts

County	Total	11 - Agriculture, Forestry, Fishing, & Hunting	21 - Mining	23 - Construction	31,32 &,33 - Manufacturing	42,48,49 &,22 - Wholesale Trade, Transportation, Utilities, & Warehousing	44 & 45 - Retail Trade	51 - Information	52 & 53 - Financial Activities	54 & 55 - Professional & Business Services	61 - Educational Services	62 - Health Services	71 & 72 - Leisure & Hospitality	81 - Other Services	92 - Public Administration	99 - Unclassified
Total	0.91														0.89	
Laramie	0.90														0.90	


 < .95 cents/dollar

 > 1.05 cents/dollar

**Appendix Table 2.1: Women's Wages Compared to Men's (Cents on the Dollar)
in Wyoming by Selected Variable, 2016**

Occupation: 131141 : Compensation, Benefits, and Job Analysis Specialists

County	Total	11 - Agriculture, Forestry, Fishing, & Hunting	21 - Mining	23 - Construction	31,32 &,33 - Manufacturing	42,48,49 &,22 - Wholesale Trade, Transportation, Utilities, & Warehousing	44 & 45 - Retail Trade	51 - Information	52 & 53 - Financial Activities	54 & 55 - Professional & Business Services	61 - Educational Services	62 - Health Services	71 & 72 - Leisure & Hospitality	81 - Other Services	92 - Public Administration	99 - Unclassified
Total	0.88														0.88	
Laramie	0.88														0.89	


 < .95 cents/dollar


 > 1.05 cents/dollar

**Appendix Table 2.1: Women's Wages Compared to Men's (Cents on the Dollar)
in Wyoming by Selected Variable, 2016**

Occupation: 131151 : Training and Development Specialists

County	Total	11 - Agriculture, Forestry, Fishing, & Hunting	21 - Mining	23 - Construction	31,32 &,33 - Manufacturing	42,48,49 &,22 - Wholesale Trade, Transportation, Utilities, & Warehousing	44 & 45 - Retail Trade	51 - Information	52 & 53 - Financial Activities	54 & 55 - Professional & Business Services	61 - Educational Services	62 - Health Services	71 & 72 - Leisure & Hospitality	81 - Other Services	92 - Public Administration	99 - Unclassified
Total	1.04										0.98				0.92	
Carbon	1.05														0.82	
Converse	0.97															
Fremont	1.05										0.88				0.92	
Goshen	1.00														1.01	
Laramie	0.98														0.99	
Natrona	1.04															
Park	0.89										0.87					
Sheridan	0.94										0.87					
Sublette	1.04										1.10					
Sweetwater	1.01										0.95					
Uinta	1.03										1.08					

 < .95 cents/dollar

 > 1.05 cents/dollar

**Appendix Table 2.1: Women's Wages Compared to Men's (Cents on the Dollar)
in Wyoming by Selected Variable, 2016**

Occupation: 131161 : Market Research Analysts and Marketing Specialists


County	Total	11 - Agriculture, Forestry, Fishing, & Hunting	21 - Mining	23 - Construction	31,32 &,33 - Manufacturing	42,48,49 &,22 - Wholesale Trade, Transportation, Utilities, & Warehousing	44 & 45 - Retail Trade	51 - Information	52 & 53 - Financial Activities	54 & 55 - Professional & Business Services	61 - Educational Services	62 - Health Services	71 & 72 - Leisure & Hospitality	81 - Other Services	92 - Public Administration	99 - Unclassified
Total	0.99															


 < .95 cents/dollar  > 1.05 cents/dollar

**Appendix Table 2.1: Women's Wages Compared to Men's (Cents on the Dollar)
in Wyoming by Selected Variable, 2016**

Occupation: 131199 : Business Operations Specialists, All Other

County	Total	11 - Agriculture, Forestry, Fishing, & Hunting	21 - Mining	23 - Construction	31,32 &,33 - Manufacturing	42,48,49 &,22 - Wholesale Trade, Transportation, Utilities, & Warehousing	44 & 45 - Retail Trade	51 - Information	52 & 53 - Financial Activities	54 & 55 - Professional & Business Services	61 - Educational Services	62 - Health Services	71 & 72 - Leisure & Hospitality	81 - Other Services	92 - Public Administration	99 - Unclassified
Total	0.88									0.82	1.01				0.88	
Albany	1.02														0.89	
Fremont	0.92															
Laramie	0.89														0.88	
Natrona	0.85															


 < .95 cents/dollar


 > 1.05 cents/dollar

**Appendix Table 2.1: Women's Wages Compared to Men's (Cents on the Dollar)
in Wyoming by Selected Variable, 2016**

Occupation: 132011 : Accountants and Auditors

County	Total	11 - Agriculture, Forestry, Fishing, & Hunting	21 - Mining	23 - Construction	31,32 &,33 - Manufacturing	42,48,49 &,22 - Wholesale Trade, Transportation, Utilities, & Warehousing	44 & 45 - Retail Trade	51 - Information	52 & 53 - Financial Activities	54 & 55 - Professional & Business Services	61 - Educational Services	62 - Health Services	71 & 72 - Leisure & Hospitality	81 - Other Services	92 - Public Administration	99 - Unclassified
Total	0.90			0.85					1.03	0.98					0.89	
Albany	0.89														0.86	
Fremont	0.70															
Laramie	0.91									1.13					0.89	
Natrona	0.88														0.90	
Sheridan	0.93														1.01	
Teton	0.97															


 < .95 cents/dollar

 > 1.05 cents/dollar

**Appendix Table 2.1: Women's Wages Compared to Men's (Cents on the Dollar)
in Wyoming by Selected Variable, 2016**

Occupation: 132021 : Appraisers and Assessors of Real Estate

County	Total	11 - Agriculture, Forestry, Fishing, & Hunting	21 - Mining	23 - Construction	31,32 &,33 - Manufacturing	42,48,49 &,22 - Wholesale Trade, Transportation, Utilities, & Warehousing	44 & 45 - Retail Trade	51 - Information	52 & 53 - Financial Activities	54 & 55 - Professional & Business Services	61 - Educational Services	62 - Health Services	71 & 72 - Leisure & Hospitality	81 - Other Services	92 - Public Administration	99 - Unclassified
Total	0.80														0.83	
Laramie	0.89														0.92	


 < .95 cents/dollar

 > 1.05 cents/dollar

**Appendix Table 2.1: Women's Wages Compared to Men's (Cents on the Dollar)
in Wyoming by Selected Variable, 2016**

Occupation: 132031 : Budget Analysts

County	Total	11 - Agriculture, Forestry, Fishing, & Hunting	21 - Mining	23 - Construction	31,32 &,33 - Manufacturing	42,48,49 &,22 - Wholesale Trade, Transportation, Utilities, & Warehousing	44 & 45 - Retail Trade	51 - Information	52 & 53 - Financial Activities	54 & 55 - Professional & Business Services	61 - Educational Services	62 - Health Services	71 & 72 - Leisure & Hospitality	81 - Other Services	92 - Public Administration	99 - Unclassified
Total	0.89														0.87	
Laramie	0.89														0.89	


 < .95 cents/dollar

 > 1.05 cents/dollar

**Appendix Table 2.1: Women's Wages Compared to Men's (Cents on the Dollar)
in Wyoming by Selected Variable, 2016**

Occupation: 132051 : Financial Analysts

County	Total	11 - Agriculture, Forestry, Fishing, & Hunting	21 - Mining	23 - Construction	31,32 &,33 - Manufacturing	42,48,49 &,22 - Wholesale Trade, Transportation, Utilities, & Warehousing	44 & 45 - Retail Trade	51 - Information	52 & 53 - Financial Activities	54 & 55 - Professional & Business Services	61 - Educational Services	62 - Health Services	71 & 72 - Leisure & Hospitality	81 - Other Services	92 - Public Administration	99 - Unclassified
Total	0.80														0.80	
Laramie	0.80														0.80	


 < .95 cents/dollar

 > 1.05 cents/dollar

**Appendix Table 2.1: Women's Wages Compared to Men's (Cents on the Dollar)
in Wyoming by Selected Variable, 2016**

Occupation: 132052 : Personal Financial Advisors

County	Total	11 - Agriculture, Forestry, Fishing, & Hunting	21 - Mining	23 - Construction	31,32 &,33 - Manufacturing	42,48,49 &,22 - Wholesale Trade, Transportation, Utilities, & Warehousing	44 & 45 - Retail Trade	51 - Information	52 & 53 - Financial Activities	54 & 55 - Professional & Business Services	61 - Educational Services	62 - Health Services	71 & 72 - Leisure & Hospitality	81 - Other Services	92 - Public Administration	99 - Unclassified
Total	0.71															
Laramie	0.77															


 < .95 cents/dollar

 > 1.05 cents/dollar

**Appendix Table 2.1: Women's Wages Compared to Men's (Cents on the Dollar)
in Wyoming by Selected Variable, 2016**

Occupation: 132072 : Loan Officers

County	Total	11 - Agriculture, Forestry, Fishing, & Hunting	21 - Mining	23 - Construction	31,32 &,33 - Manufacturing	42,48,49 &,22 - Wholesale Trade, Transportation, Utilities, & Warehousing	44 & 45 - Retail Trade	51 - Information	52 & 53 - Financial Activities	54 & 55 - Professional & Business Services	61 - Educational Services	62 - Health Services	71 & 72 - Leisure & Hospitality	81 - Other Services	92 - Public Administration	99 - Unclassified
Total	0.83								0.96							


 < .95 cents/dollar

 > 1.05 cents/dollar

**Appendix Table 2.1: Women's Wages Compared to Men's (Cents on the Dollar)
in Wyoming by Selected Variable, 2016**

Occupation: 132081 : Tax Examiners and Collectors, and Revenue Agents

County	Total	11 - Agriculture, Forestry, Fishing, & Hunting	21 - Mining	23 - Construction	31,32 &,33 - Manufacturing	42,48,49 &,22 - Wholesale Trade, Transportation, Utilities, & Warehousing	44 & 45 - Retail Trade	51 - Information	52 & 53 - Financial Activities	54 & 55 - Professional & Business Services	61 - Educational Services	62 - Health Services	71 & 72 - Leisure & Hospitality	81 - Other Services	92 - Public Administration	99 - Unclassified
Total	0.89														0.89	
Laramie	0.85														0.87	


 < .95 cents/dollar

 > 1.05 cents/dollar

**Appendix Table 2.1: Women's Wages Compared to Men's (Cents on the Dollar)
in Wyoming by Selected Variable, 2016**

Occupation: 151121 : Computer Systems Analysts

County	Total	11 - Agriculture, Forestry, Fishing, & Hunting	21 - Mining	23 - Construction	31,32 &,33 - Manufacturing	42,48,49 &,22 - Wholesale Trade, Transportation, Utilities, & Warehousing	44 & 45 - Retail Trade	51 - Information	52 & 53 - Financial Activities	54 & 55 - Professional & Business Services	61 - Educational Services	62 - Health Services	71 & 72 - Leisure & Hospitality	81 - Other Services	92 - Public Administration	99 - Unclassified
Total	0.99														1.01	
Laramie	0.99														1.00	


 < .95 cents/dollar


 > 1.05 cents/dollar

**Appendix Table 2.1: Women's Wages Compared to Men's (Cents on the Dollar)
in Wyoming by Selected Variable, 2016**

Occupation: 151131 : Computer Programmers

County	Total	11 - Agriculture, Forestry, Fishing, & Hunting	21 - Mining	23 - Construction	31,32 &,33 - Manufacturing	42,48,49 &,22 - Wholesale Trade, Transportation, Utilities, & Warehousing	44 & 45 - Retail Trade	51 - Information	52 & 53 - Financial Activities	54 & 55 - Professional & Business Services	61 - Educational Services	62 - Health Services	71 & 72 - Leisure & Hospitality	81 - Other Services	92 - Public Administration	99 - Unclassified
Total	0.95										0.96					
Albany	0.92										0.94					
Campbell	1.01										1.04					
Fremont	0.87										0.93					
Laramie	1.03															
Natrona	0.99										0.96					
Park	0.83										0.89					
Sheridan	0.85										0.94					
Sweetwater	0.92										0.92					
Uinta	1.05										0.98					


 < .95 cents/dollar

 > 1.05 cents/dollar

**Appendix Table 2.1: Women's Wages Compared to Men's (Cents on the Dollar)
in Wyoming by Selected Variable, 2016**

Occupation: 151132 : Software Developers, Applications

County	Total	11 - Agriculture, Forestry, Fishing, & Hunting	21 - Mining	23 - Construction	31,32 &,33 - Manufacturing	42,48,49 &,22 - Wholesale Trade, Transportation, Utilities, & Warehousing	44 & 45 - Retail Trade	51 - Information	52 & 53 - Financial Activities	54 & 55 - Professional & Business Services	61 - Educational Services	62 - Health Services	71 & 72 - Leisure & Hospitality	81 - Other Services	92 - Public Administration	99 - Unclassified
Total	0.94														0.95	
Laramie	0.95														0.95	


 < .95 cents/dollar

 > 1.05 cents/dollar

**Appendix Table 2.1: Women's Wages Compared to Men's (Cents on the Dollar)
in Wyoming by Selected Variable, 2016**

Occupation: 151141 : Database Administrators

County	Total	11 - Agriculture, Forestry, Fishing, & Hunting	21 - Mining	23 - Construction	31,32 &,33 - Manufacturing	42,48,49 &,22 - Wholesale Trade, Transportation, Utilities, & Warehousing	44 & 45 - Retail Trade	51 - Information	52 & 53 - Financial Activities	54 & 55 - Professional & Business Services	61 - Educational Services	62 - Health Services	71 & 72 - Leisure & Hospitality	81 - Other Services	92 - Public Administration	99 - Unclassified
Total	0.96														0.96	
Laramie	0.93														0.93	


 < .95 cents/dollar

 > 1.05 cents/dollar

**Appendix Table 2.1: Women's Wages Compared to Men's (Cents on the Dollar)
in Wyoming by Selected Variable, 2016**

Occupation: 151142 : Network and Computer Systems Administrators

County	Total	11 - Agriculture, Forestry, Fishing, & Hunting	21 - Mining	23 - Construction	31,32 &,33 - Manufacturing	42,48,49 &,22 - Wholesale Trade, Transportation, Utilities, & Warehousing	44 & 45 - Retail Trade	51 - Information	52 & 53 - Financial Activities	54 & 55 - Professional & Business Services	61 - Educational Services	62 - Health Services	71 & 72 - Leisure & Hospitality	81 - Other Services	92 - Public Administration	99 - Unclassified
Total	0.95														0.95	
Laramie	0.94														0.94	


 < .95 cents/dollar

 > 1.05 cents/dollar

**Appendix Table 2.1: Women's Wages Compared to Men's (Cents on the Dollar)
in Wyoming by Selected Variable, 2016**

Occupation: 151151 : Computer User Support Specialists

County	Total	11 - Agriculture, Forestry, Fishing, & Hunting	21 - Mining	23 - Construction	31,32 &,33 - Manufacturing	42,48,49 &,22 - Wholesale Trade, Transportation, Utilities, & Warehousing	44 & 45 - Retail Trade	51 - Information	52 & 53 - Financial Activities	54 & 55 - Professional & Business Services	61 - Educational Services	62 - Health Services	71 & 72 - Leisure & Hospitality	81 - Other Services	92 - Public Administration	99 - Unclassified
Total	0.96														0.97	
Laramie	0.96														0.99	


 < .95 cents/dollar

 > 1.05 cents/dollar

**Appendix Table 2.1: Women's Wages Compared to Men's (Cents on the Dollar)
in Wyoming by Selected Variable, 2016**

Occupation: 151152 : Computer Network Support Specialists

County	Total	11 - Agriculture, Forestry, Fishing, & Hunting	21 - Mining	23 - Construction	31,32 &,33 - Manufacturing	42,48,49 &,22 - Wholesale Trade, Transportation, Utilities, & Warehousing	44 & 45 - Retail Trade	51 - Information	52 & 53 - Financial Activities	54 & 55 - Professional & Business Services	61 - Educational Services	62 - Health Services	71 & 72 - Leisure & Hospitality	81 - Other Services	92 - Public Administration	99 - Unclassified
Total	1.03										1.03				0.98	
Laramie	0.92														0.96	


 < .95 cents/dollar

 > 1.05 cents/dollar

**Appendix Table 2.1: Women's Wages Compared to Men's (Cents on the Dollar)
in Wyoming by Selected Variable, 2016**

Occupation: 152041 : Statisticians

County	Total	11 - Agriculture, Forestry, Fishing, & Hunting	21 - Mining	23 - Construction	31,32 &,33 - Manufacturing	42,48,49 &,22 - Wholesale Trade, Transportation, Utilities, & Warehousing	44 & 45 - Retail Trade	51 - Information	52 & 53 - Financial Activities	54 & 55 - Professional & Business Services	61 - Educational Services	62 - Health Services	71 & 72 - Leisure & Hospitality	81 - Other Services	92 - Public Administration	99 - Unclassified
Total	0.91														0.95	
Laramie	0.90														0.94	


 < .95 cents/dollar

 > 1.05 cents/dollar

**Appendix Table 2.1: Women's Wages Compared to Men's (Cents on the Dollar)
in Wyoming by Selected Variable, 2016**

Occupation: 171021 : Cartographers and Photogrammetrists

County	Total	11 - Agriculture, Forestry, Fishing, & Hunting	21 - Mining	23 - Construction	31,32 &,33 - Manufacturing	42,48,49 &,22 - Wholesale Trade, Transportation, Utilities, & Warehousing	44 & 45 - Retail Trade	51 - Information	52 & 53 - Financial Activities	54 & 55 - Professional & Business Services	61 - Educational Services	62 - Health Services	71 & 72 - Leisure & Hospitality	81 - Other Services	92 - Public Administration	99 - Unclassified
Total	1.06														1.06	
Laramie	1.09														1.09	


 < .95 cents/dollar


 > 1.05 cents/dollar

**Appendix Table 2.1: Women's Wages Compared to Men's (Cents on the Dollar)
in Wyoming by Selected Variable, 2016**

Occupation: 172051 : Civil Engineers

County	Total	11 - Agriculture, Forestry, Fishing, & Hunting	21 - Mining	23 - Construction	31,32 &,33 - Manufacturing	42,48,49 &,22 - Wholesale Trade, Transportation, Utilities, & Warehousing	44 & 45 - Retail Trade	51 - Information	52 & 53 - Financial Activities	54 & 55 - Professional & Business Services	61 - Educational Services	62 - Health Services	71 & 72 - Leisure & Hospitality	81 - Other Services	92 - Public Administration	99 - Unclassified
Total	0.91														0.92	
Albany	0.94														0.88	
Laramie	0.90														0.91	
Natrona	0.93														1.00	
Sheridan	0.84															


 < .95 cents/dollar

 > 1.05 cents/dollar

**Appendix Table 2.1: Women's Wages Compared to Men's (Cents on the Dollar)
in Wyoming by Selected Variable, 2016**

Occupation: 173011 : Architectural and Civil Drafters

County	Total	11 - Agriculture, Forestry, Fishing, & Hunting	21 - Mining	23 - Construction	31,32 &,33 - Manufacturing	42,48,49 &,22 - Wholesale Trade, Transportation, Utilities, & Warehousing	44 & 45 - Retail Trade	51 - Information	52 & 53 - Financial Activities	54 & 55 - Professional & Business Services	61 - Educational Services	62 - Health Services	71 & 72 - Leisure & Hospitality	81 - Other Services	92 - Public Administration	99 - Unclassified
Total	0.93									0.89					0.93	
Albany	1.09														0.94	
Laramie	0.99														0.97	


 < .95 cents/dollar

 > 1.05 cents/dollar

**Appendix Table 2.1: Women's Wages Compared to Men's (Cents on the Dollar)
in Wyoming by Selected Variable, 2016**

Occupation: 173022 : Civil Engineering Technicians

County	Total	11 - Agriculture, Forestry, Fishing, & Hunting	21 - Mining	23 - Construction	31,32 &,33 - Manufacturing	42,48,49 &,22 - Wholesale Trade, Transportation, Utilities, & Warehousing	44 & 45 - Retail Trade	51 - Information	52 & 53 - Financial Activities	54 & 55 - Professional & Business Services	61 - Educational Services	62 - Health Services	71 & 72 - Leisure & Hospitality	81 - Other Services	92 - Public Administration	99 - Unclassified
Total	0.90														0.90	
Campbell	1.25															
Fremont	0.98															
Laramie	0.88														0.89	
Natrona	0.98														1.05	
Sweetwater	1.07														1.10	


 < .95 cents/dollar

 > 1.05 cents/dollar

**Appendix Table 2.1: Women's Wages Compared to Men's (Cents on the Dollar)
in Wyoming by Selected Variable, 2016**

Occupation: 173031 : Surveying and Mapping Technicians

County	Total	11 - Agriculture, Forestry, Fishing, & Hunting	21 - Mining	23 - Construction	31,32 &,33 - Manufacturing	42,48,49 &,22 - Wholesale Trade, Transportation, Utilities, & Warehousing	44 & 45 - Retail Trade	51 - Information	52 & 53 - Financial Activities	54 & 55 - Professional & Business Services	61 - Educational Services	62 - Health Services	71 & 72 - Leisure & Hospitality	81 - Other Services	92 - Public Administration	99 - Unclassified
Total	0.95															


 < .95 cents/dollar


 > 1.05 cents/dollar

**Appendix Table 2.1: Women's Wages Compared to Men's (Cents on the Dollar)
in Wyoming by Selected Variable, 2016**

Occupation: 191023 : Zoologists and Wildlife Biologists

County	Total	11 - Agriculture, Forestry, Fishing, & Hunting	21 - Mining	23 - Construction	31,32 &,33 - Manufacturing	42,48,49 &,22 - Wholesale Trade, Transportation, Utilities, & Warehousing	44 & 45 - Retail Trade	51 - Information	52 & 53 - Financial Activities	54 & 55 - Professional & Business Services	61 - Educational Services	62 - Health Services	71 & 72 - Leisure & Hospitality	81 - Other Services	92 - Public Administration	99 - Unclassified
Total	0.98														0.99	
Albany	0.94														0.90	
Fremont	0.96														1.07	
Natrona	1.04														1.03	
Teton	1.11														1.02	


 < .95 cents/dollar

 > 1.05 cents/dollar

**Appendix Table 2.1: Women's Wages Compared to Men's (Cents on the Dollar)
in Wyoming by Selected Variable, 2016**

Occupation: 191032 : Foresters

County	Total	11 - Agriculture, Forestry, Fishing, & Hunting	21 - Mining	23 - Construction	31,32 &,33 - Manufacturing	42,48,49 &,22 - Wholesale Trade, Transportation, Utilities, & Warehousing	44 & 45 - Retail Trade	51 - Information	52 & 53 - Financial Activities	54 & 55 - Professional & Business Services	61 - Educational Services	62 - Health Services	71 & 72 - Leisure & Hospitality	81 - Other Services	92 - Public Administration	99 - Unclassified
Total	0.86															


 < .95 cents/dollar

 > 1.05 cents/dollar

**Appendix Table 2.1: Women's Wages Compared to Men's (Cents on the Dollar)
in Wyoming by Selected Variable, 2016**

Occupation: 191041 : Epidemiologists

County	Total	11 - Agriculture, Forestry, Fishing, & Hunting	21 - Mining	23 - Construction	31,32 &,33 - Manufacturing	42,48,49 &,22 - Wholesale Trade, Transportation, Utilities, & Warehousing	44 & 45 - Retail Trade	51 - Information	52 & 53 - Financial Activities	54 & 55 - Professional & Business Services	61 - Educational Services	62 - Health Services	71 & 72 - Leisure & Hospitality	81 - Other Services	92 - Public Administration	99 - Unclassified
Total	0.89														0.89	
Laramie	0.91														0.91	


 < .95 cents/dollar

 > 1.05 cents/dollar

**Appendix Table 2.1: Women's Wages Compared to Men's (Cents on the Dollar)
in Wyoming by Selected Variable, 2016**

Occupation: 192031 : Chemists

County	Total	11 - Agriculture, Forestry, Fishing, & Hunting	21 - Mining	23 - Construction	31,32 &,33 - Manufacturing	42,48,49 &,22 - Wholesale Trade, Transportation, Utilities, & Warehousing	44 & 45 - Retail Trade	51 - Information	52 & 53 - Financial Activities	54 & 55 - Professional & Business Services	61 - Educational Services	62 - Health Services	71 & 72 - Leisure & Hospitality	81 - Other Services	92 - Public Administration	99 - Unclassified
Total	0.65															


 < .95 cents/dollar


 > 1.05 cents/dollar

**Appendix Table 2.1: Women's Wages Compared to Men's (Cents on the Dollar)
in Wyoming by Selected Variable, 2016**

Occupation: 192041 : Environmental Scientists and Specialists, Including Health

County	Total	11 - Agriculture, Forestry, Fishing, & Hunting	21 - Mining	23 - Construction	31,32 &,33 - Manufacturing	42,48,49 &,22 - Wholesale Trade, Transportation, Utilities, & Warehousing	44 & 45 - Retail Trade	51 - Information	52 & 53 - Financial Activities	54 & 55 - Professional & Business Services	61 - Educational Services	62 - Health Services	71 & 72 - Leisure & Hospitality	81 - Other Services	92 - Public Administration	99 - Unclassified
Total	0.94														0.95	
Albany	1.07														1.07	
Fremont	0.94														0.95	
Laramie	0.93														0.94	
Natrona	0.80														0.82	
Sheridan	0.91														0.97	


 < .95 cents/dollar

 > 1.05 cents/dollar

**Appendix Table 2.1: Women's Wages Compared to Men's (Cents on the Dollar)
in Wyoming by Selected Variable, 2016**

Occupation: 192042 : Geoscientists, Except Hydrologists and Geographers

County	Total	11 - Agriculture, Forestry, Fishing, & Hunting	21 - Mining	23 - Construction	31,32 &,33 - Manufacturing	42,48,49 &,22 - Wholesale Trade, Transportation, Utilities, & Warehousing	44 & 45 - Retail Trade	51 - Information	52 & 53 - Financial Activities	54 & 55 - Professional & Business Services	61 - Educational Services	62 - Health Services	71 & 72 - Leisure & Hospitality	81 - Other Services	92 - Public Administration	99 - Unclassified
Total	1.04														1.06	
Albany	1.09														1.11	


 < .95 cents/dollar

 > 1.05 cents/dollar

**Appendix Table 2.1: Women's Wages Compared to Men's (Cents on the Dollar)
in Wyoming by Selected Variable, 2016**

Occupation: 192043 : Hydrologists

County	Total	11 - Agriculture, Forestry, Fishing, & Hunting	21 - Mining	23 - Construction	31,32 &,33 - Manufacturing	42,48,49 &,22 - Wholesale Trade, Transportation, Utilities, & Warehousing	44 & 45 - Retail Trade	51 - Information	52 & 53 - Financial Activities	54 & 55 - Professional & Business Services	61 - Educational Services	62 - Health Services	71 & 72 - Leisure & Hospitality	81 - Other Services	92 - Public Administration	99 - Unclassified
Total	0.95														0.95	
Laramie	1.02														1.02	


 < .95 cents/dollar

 > 1.05 cents/dollar

**Appendix Table 2.1: Women's Wages Compared to Men's (Cents on the Dollar)
in Wyoming by Selected Variable, 2016**

Occupation: 193011 : Economists

County	Total	11 - Agriculture, Forestry, Fishing, & Hunting	21 - Mining	23 - Construction	31,32 &,33 - Manufacturing	42,48,49 &,22 - Wholesale Trade, Transportation, Utilities, & Warehousing	44 & 45 - Retail Trade	51 - Information	52 & 53 - Financial Activities	54 & 55 - Professional & Business Services	61 - Educational Services	62 - Health Services	71 & 72 - Leisure & Hospitality	81 - Other Services	92 - Public Administration	99 - Unclassified
Total	0.94														0.95	
Laramie	0.94														0.89	
Natrona	1.04														1.03	


 < .95 cents/dollar


 > 1.05 cents/dollar

**Appendix Table 2.1: Women's Wages Compared to Men's (Cents on the Dollar)
in Wyoming by Selected Variable, 2016**

Occupation: 193031 : Clinical, Counseling, and School Psychologists

County	Total	11 - Agriculture, Forestry, Fishing, & Hunting	21 - Mining	23 - Construction	31,32 &,33 - Manufacturing	42,48,49 &,22 - Wholesale Trade, Transportation, Utilities, & Warehousing	44 & 45 - Retail Trade	51 - Information	52 & 53 - Financial Activities	54 & 55 - Professional & Business Services	61 - Educational Services	62 - Health Services	71 & 72 - Leisure & Hospitality	81 - Other Services	92 - Public Administration	99 - Unclassified
Total	0.98										0.94	1.03			0.96	
Albany	0.92										0.89					
Fremont	1.09															
Laramie	0.78															
Sheridan	0.96															
Uinta	0.97														0.97	


 < .95 cents/dollar

 > 1.05 cents/dollar

**Appendix Table 2.1: Women's Wages Compared to Men's (Cents on the Dollar)
in Wyoming by Selected Variable, 2016**

Occupation: 193051 : Urban and Regional Planners

County	Total	11 - Agriculture, Forestry, Fishing, & Hunting	21 - Mining	23 - Construction	31,32 &,33 - Manufacturing	42,48,49 &,22 - Wholesale Trade, Transportation, Utilities, & Warehousing	44 & 45 - Retail Trade	51 - Information	52 & 53 - Financial Activities	54 & 55 - Professional & Business Services	61 - Educational Services	62 - Health Services	71 & 72 - Leisure & Hospitality	81 - Other Services	92 - Public Administration	99 - Unclassified
Total	0.85														0.83	
Laramie	0.83														0.81	


 < .95 cents/dollar

 > 1.05 cents/dollar

**Appendix Table 2.1: Women's Wages Compared to Men's (Cents on the Dollar)
in Wyoming by Selected Variable, 2016**

Occupation: 193091 : Anthropologists and Archeologists

County	Total	11 - Agriculture, Forestry, Fishing, & Hunting	21 - Mining	23 - Construction	31,32 &,33 - Manufacturing	42,48,49 &,22 - Wholesale Trade, Transportation, Utilities, & Warehousing	44 & 45 - Retail Trade	51 - Information	52 & 53 - Financial Activities	54 & 55 - Professional & Business Services	61 - Educational Services	62 - Health Services	71 & 72 - Leisure & Hospitality	81 - Other Services	92 - Public Administration	99 - Unclassified
Total	1.12														1.19	
Albany	1.20														1.14	


 < .95 cents/dollar

 > 1.05 cents/dollar

**Appendix Table 2.1: Women's Wages Compared to Men's (Cents on the Dollar)
in Wyoming by Selected Variable, 2016**

Occupation: 194041 : Geological and Petroleum Technicians

County	Total	11 - Agriculture, Forestry, Fishing, & Hunting	21 - Mining	23 - Construction	31,32 &,33 - Manufacturing	42,48,49 &,22 - Wholesale Trade, Transportation, Utilities, & Warehousing	44 & 45 - Retail Trade	51 - Information	52 & 53 - Financial Activities	54 & 55 - Professional & Business Services	61 - Educational Services	62 - Health Services	71 & 72 - Leisure & Hospitality	81 - Other Services	92 - Public Administration	99 - Unclassified
Total	0.85															


 < .95 cents/dollar

 > 1.05 cents/dollar

**Appendix Table 2.1: Women's Wages Compared to Men's (Cents on the Dollar)
in Wyoming by Selected Variable, 2016**

Occupation: 194091 : Environmental Science and Protection Technicians, Including Health

County	Total	11 - Agriculture, Forestry, Fishing, & Hunting	21 - Mining	23 - Construction	31,32 &,33 - Manufacturing	42,48,49 &,22 - Wholesale Trade, Transportation, Utilities, & Warehousing	44 & 45 - Retail Trade	51 - Information	52 & 53 - Financial Activities	54 & 55 - Professional & Business Services	61 - Educational Services	62 - Health Services	71 & 72 - Leisure & Hospitality	81 - Other Services	92 - Public Administration	99 - Unclassified
Total	0.91									0.84					0.97	


 < .95 cents/dollar

 > 1.05 cents/dollar

**Appendix Table 2.1: Women's Wages Compared to Men's (Cents on the Dollar)
in Wyoming by Selected Variable, 2016**

Occupation: 194092 : Forensic Science Technicians

County	Total	11 - Agriculture, Forestry, Fishing, & Hunting	21 - Mining	23 - Construction	31,32 &,33 - Manufacturing	42,48,49 &,22 - Wholesale Trade, Transportation, Utilities, & Warehousing	44 & 45 - Retail Trade	51 - Information	52 & 53 - Financial Activities	54 & 55 - Professional & Business Services	61 - Educational Services	62 - Health Services	71 & 72 - Leisure & Hospitality	81 - Other Services	92 - Public Administration	99 - Unclassified
Total	1.02														0.99	
Laramie	1.04														1.00	


 < .95 cents/dollar

 > 1.05 cents/dollar

**Appendix Table 2.1: Women's Wages Compared to Men's (Cents on the Dollar)
in Wyoming by Selected Variable, 2016**

Occupation: 194099 : Life, Physical, and Social Science Technicians, All Other

County	Total	11 - Agriculture, Forestry, Fishing, & Hunting	21 - Mining	23 - Construction	31,32 &,33 - Manufacturing	42,48,49 &,22 - Wholesale Trade, Transportation, Utilities, & Warehousing	44 & 45 - Retail Trade	51 - Information	52 & 53 - Financial Activities	54 & 55 - Professional & Business Services	61 - Educational Services	62 - Health Services	71 & 72 - Leisure & Hospitality	81 - Other Services	92 - Public Administration	99 - Unclassified
Total	1.52															


 < .95 cents/dollar


 > 1.05 cents/dollar

**Appendix Table 2.1: Women's Wages Compared to Men's (Cents on the Dollar)
in Wyoming by Selected Variable, 2016**

Occupation: 211011 : Substance Abuse and Behavioral Disorder Counselors

County	Total	11 - Agriculture, Forestry, Fishing, & Hunting	21 - Mining	23 - Construction	31,32 &,33 - Manufacturing	42,48,49 &,22 - Wholesale Trade, Transportation, Utilities, & Warehousing	44 & 45 - Retail Trade	51 - Information	52 & 53 - Financial Activities	54 & 55 - Professional & Business Services	61 - Educational Services	62 - Health Services	71 & 72 - Leisure & Hospitality	81 - Other Services	92 - Public Administration	99 - Unclassified
Total	0.79										0.40	0.81	1.04		1.11	
Albany	0.82															
Campbell	0.65															
Carbon	0.44															
Fremont	0.88														0.87	
Laramie	0.85											0.81				
Natrona	0.96											1.14				
Park	0.68											0.67				
Sheridan	0.63															


 < .95 cents/dollar

 > 1.05 cents/dollar

**Appendix Table 2.1: Women's Wages Compared to Men's (Cents on the Dollar)
in Wyoming by Selected Variable, 2016**

Occupation: 211012 : Educational, Guidance, School, and Vocational Counselors

County	Total	11 - Agriculture, Forestry, Fishing, & Hunting	21 - Mining	23 - Construction	31,32 &,33 - Manufacturing	42,48,49 &,22 - Wholesale Trade, Transportation, Utilities, & Warehousing	44 & 45 - Retail Trade	51 - Information	52 & 53 - Financial Activities	54 & 55 - Professional & Business Services	61 - Educational Services	62 - Health Services	71 & 72 - Leisure & Hospitality	81 - Other Services	92 - Public Administration	99 - Unclassified
Total	1.00										0.99					
Albany	0.90										0.79					
Campbell	1.01										1.04					
Fremont	1.01										1.00					
Laramie	0.92										0.81					
Natrona	0.96															
Sheridan	1.34										1.34					
Uinta	0.88										0.95					


 < .95 cents/dollar

 > 1.05 cents/dollar

**Appendix Table 2.1: Women's Wages Compared to Men's (Cents on the Dollar)
in Wyoming by Selected Variable, 2016**

Occupation: 211013 : Marriage and Family Therapists

County	Total	11 - Agriculture, Forestry, Fishing, & Hunting	21 - Mining	23 - Construction	31,32 &,33 - Manufacturing	42,48,49 &,22 - Wholesale Trade, Transportation, Utilities, & Warehousing	44 & 45 - Retail Trade	51 - Information	52 & 53 - Financial Activities	54 & 55 - Professional & Business Services	61 - Educational Services	62 - Health Services	71 & 72 - Leisure & Hospitality	81 - Other Services	92 - Public Administration	99 - Unclassified
Total	0.90										0.60	0.86				1.37
Laramie	1.08															


 < .95 cents/dollar

 > 1.05 cents/dollar

**Appendix Table 2.1: Women's Wages Compared to Men's (Cents on the Dollar)
in Wyoming by Selected Variable, 2016**

Occupation: 211014 : Mental Health Counselors

County	Total	11 - Agriculture, Forestry, Fishing, & Hunting	21 - Mining	23 - Construction	31,32 &,33 - Manufacturing	42,48,49 &,22 - Wholesale Trade, Transportation, Utilities, & Warehousing	44 & 45 - Retail Trade	51 - Information	52 & 53 - Financial Activities	54 & 55 - Professional & Business Services	61 - Educational Services	62 - Health Services	71 & 72 - Leisure & Hospitality	81 - Other Services	92 - Public Administration	99 - Unclassified
Total	0.92											0.93			1.01	
Uinta	1.14															


 < .95 cents/dollar

 > 1.05 cents/dollar

**Appendix Table 2.1: Women's Wages Compared to Men's (Cents on the Dollar)
in Wyoming by Selected Variable, 2016**

Occupation: 211015 : Rehabilitation Counselors

County	Total	11 - Agriculture, Forestry, Fishing, & Hunting	21 - Mining	23 - Construction	31,32 &,33 - Manufacturing	42,48,49 &,22 - Wholesale Trade, Transportation, Utilities, & Warehousing	44 & 45 - Retail Trade	51 - Information	52 & 53 - Financial Activities	54 & 55 - Professional & Business Services	61 - Educational Services	62 - Health Services	71 & 72 - Leisure & Hospitality	81 - Other Services	92 - Public Administration	99 - Unclassified
Total	0.96														1.01	
Laramie	1.01															
Uinta	0.95														1.15	


 < .95 cents/dollar

 > 1.05 cents/dollar

**Appendix Table 2.1: Women's Wages Compared to Men's (Cents on the Dollar)
in Wyoming by Selected Variable, 2016**

Occupation: 211019 : Counselors, All Other

County	Total	11 - Agriculture, Forestry, Fishing, & Hunting	21 - Mining	23 - Construction	31,32 &,33 - Manufacturing	42,48,49 &,22 - Wholesale Trade, Transportation, Utilities, & Warehousing	44 & 45 - Retail Trade	51 - Information	52 & 53 - Financial Activities	54 & 55 - Professional & Business Services	61 - Educational Services	62 - Health Services	71 & 72 - Leisure & Hospitality	81 - Other Services	92 - Public Administration	99 - Unclassified
Total	1.01										0.96	1.02				
Albany	0.94										0.94	0.97				
Carbon	0.85															
Laramie	1.24											1.18				
Natrona	0.93											0.97				
Park	1.02											1.07				
Teton	0.96											0.98				


 < .95 cents/dollar


 > 1.05 cents/dollar

**Appendix Table 2.1: Women's Wages Compared to Men's (Cents on the Dollar)
in Wyoming by Selected Variable, 2016**

Occupation: 211021 : Child, Family, and School Social Workers

County	Total	11 - Agriculture, Forestry, Fishing, & Hunting	21 - Mining	23 - Construction	31,32 &,33 - Manufacturing	42,48,49 &,22 - Wholesale Trade, Transportation, Utilities, & Warehousing	44 & 45 - Retail Trade	51 - Information	52 & 53 - Financial Activities	54 & 55 - Professional & Business Services	61 - Educational Services	62 - Health Services	71 & 72 - Leisure & Hospitality	81 - Other Services	92 - Public Administration	99 - Unclassified
Total	0.98										0.96	1.05			0.99	
Albany	1.15														1.04	
Campbell	0.90														0.93	
Fremont	0.93														1.04	
Goshen	1.07														1.02	
Laramie	0.98														0.99	
Natrona	1.09														1.03	
Park	1.07														0.98	
Platte	0.99														1.08	
Sheridan	0.99														1.01	
Sweetwater	0.93														1.00	
Teton	0.99														1.00	
Uinta	0.91														0.96	
Washakie	1.00														0.93	


 < .95 cents/dollar


 > 1.05 cents/dollar

**Appendix Table 2.1: Women's Wages Compared to Men's (Cents on the Dollar)
in Wyoming by Selected Variable, 2016**

Occupation: 211029 : Social Workers, All Other

County	Total	11 - Agriculture, Forestry, Fishing, & Hunting	21 - Mining	23 - Construction	31,32 &,33 - Manufacturing	42,48,49 &,22 - Wholesale Trade, Transportation, Utilities, & Warehousing	44 & 45 - Retail Trade	51 - Information	52 & 53 - Financial Activities	54 & 55 - Professional & Business Services	61 - Educational Services	62 - Health Services	71 & 72 - Leisure & Hospitality	81 - Other Services	92 - Public Administration	99 - Unclassified
Total	0.98										1.12	0.96			0.97	
Albany	0.94										1.10					
Carbon	0.99											1.03			0.99	
Fremont	0.94														0.87	
Goshen	0.94														0.98	
Laramie	0.97											1.00			0.91	
Natrona	1.04											1.06				
Park	0.95											0.93				
Sheridan	0.93											0.95				
Sweetwater	0.85											0.85				
Teton	1.00											0.94				
Uinta	1.02											1.14			1.00	
Weston	0.97														1.02	


 < .95 cents/dollar

 > 1.05 cents/dollar

**Appendix Table 2.1: Women's Wages Compared to Men's (Cents on the Dollar)
in Wyoming by Selected Variable, 2016**

Occupation: 211091 : Health Educators

County	Total	11 - Agriculture, Forestry, Fishing, & Hunting	21 - Mining	23 - Construction	31,32 &,33 - Manufacturing	42,48,49 &,22 - Wholesale Trade, Transportation, Utilities, & Warehousing	44 & 45 - Retail Trade	51 - Information	52 & 53 - Financial Activities	54 & 55 - Professional & Business Services	61 - Educational Services	62 - Health Services	71 & 72 - Leisure & Hospitality	81 - Other Services	92 - Public Administration	99 - Unclassified
Total	0.97														0.94	
Laramie	0.99														0.95	


 < .95 cents/dollar


 > 1.05 cents/dollar

**Appendix Table 2.1: Women's Wages Compared to Men's (Cents on the Dollar)
in Wyoming by Selected Variable, 2016**

Occupation: 211092 : Probation Officers and Correctional Treatment Specialists

County	Total	11 - Agriculture, Forestry, Fishing, & Hunting	21 - Mining	23 - Construction	31,32 &,33 - Manufacturing	42,48,49 &,22 - Wholesale Trade, Transportation, Utilities, & Warehousing	44 & 45 - Retail Trade	51 - Information	52 & 53 - Financial Activities	54 & 55 - Professional & Business Services	61 - Educational Services	62 - Health Services	71 & 72 - Leisure & Hospitality	81 - Other Services	92 - Public Administration	99 - Unclassified
Total	0.99											0.90			0.99	
Campbell	0.96														0.96	
Carbon	1.03														1.04	
Fremont	1.01														0.98	
Laramie	0.99														0.99	
Natrona	0.97														0.97	
Sheridan	0.97														1.01	
Sweetwater	0.97														1.00	
Uinta	1.05															


 < .95 cents/dollar


 > 1.05 cents/dollar

**Appendix Table 2.1: Women's Wages Compared to Men's (Cents on the Dollar)
in Wyoming by Selected Variable, 2016**

Occupation: 211093 : Social and Human Service Assistants

County	Total	11 - Agriculture, Forestry, Fishing, & Hunting	21 - Mining	23 - Construction	31,32 &,33 - Manufacturing	42,48,49 &,22 - Wholesale Trade, Transportation, Utilities, & Warehousing	44 & 45 - Retail Trade	51 - Information	52 & 53 - Financial Activities	54 & 55 - Professional & Business Services	61 - Educational Services	62 - Health Services	71 & 72 - Leisure & Hospitality	81 - Other Services	92 - Public Administration	99 - Unclassified
Total	0.82					1.06	1.10			0.81		0.90			0.81	
Fremont	0.95															
Goshen	0.83											0.93			0.84	
Laramie	0.72															
Natrona	0.79															
Platte	0.91														0.91	
Sheridan	0.98											0.89			0.94	
Washakie	0.78														0.87	


 < .95 cents/dollar

 > 1.05 cents/dollar

**Appendix Table 2.1: Women's Wages Compared to Men's (Cents on the Dollar)
in Wyoming by Selected Variable, 2016**

Occupation: 211099 : Community and Social Service Specialists, All Other

County	Total	11 - Agriculture, Forestry, Fishing, & Hunting	21 - Mining	23 - Construction	31,32 &,33 - Manufacturing	42,48,49 &,22 - Wholesale Trade, Transportation, Utilities, & Warehousing	44 & 45 - Retail Trade	51 - Information	52 & 53 - Financial Activities	54 & 55 - Professional & Business Services	61 - Educational Services	62 - Health Services	71 & 72 - Leisure & Hospitality	81 - Other Services	92 - Public Administration	99 - Unclassified
Total	0.93														0.97	
Laramie	1.04															


 < .95 cents/dollar

 > 1.05 cents/dollar

**Appendix Table 2.1: Women's Wages Compared to Men's (Cents on the Dollar)
in Wyoming by Selected Variable, 2016**

Occupation: 231011 : Lawyers

County	Total	11 - Agriculture, Forestry, Fishing, & Hunting	21 - Mining	23 - Construction	31,32 &,33 - Manufacturing	42,48,49 &,22 - Wholesale Trade, Transportation, Utilities, & Warehousing	44 & 45 - Retail Trade	51 - Information	52 & 53 - Financial Activities	54 & 55 - Professional & Business Services	61 - Educational Services	62 - Health Services	71 & 72 - Leisure & Hospitality	81 - Other Services	92 - Public Administration	99 - Unclassified
Total	0.97									1.16					0.94	
Albany	0.91														0.83	
Laramie	0.96									1.09					0.94	
Natrona	1.08														0.94	


 < .95 cents/dollar

 > 1.05 cents/dollar

**Appendix Table 2.1: Women's Wages Compared to Men's (Cents on the Dollar)
in Wyoming by Selected Variable, 2016**

Occupation: 232011 : Paralegals and Legal Assistants

County	Total	11 - Agriculture, Forestry, Fishing, & Hunting	21 - Mining	23 - Construction	31,32 &,33 - Manufacturing	42,48,49 &,22 - Wholesale Trade, Transportation, Utilities, & Warehousing	44 & 45 - Retail Trade	51 - Information	52 & 53 - Financial Activities	54 & 55 - Professional & Business Services	61 - Educational Services	62 - Health Services	71 & 72 - Leisure & Hospitality	81 - Other Services	92 - Public Administration	99 - Unclassified
Total	1.05									1.02					0.98	
Laramie	1.07															


 < .95 cents/dollar

 > 1.05 cents/dollar

**Appendix Table 2.1: Women's Wages Compared to Men's (Cents on the Dollar)
in Wyoming by Selected Variable, 2016**

Occupation: 232093 : Title Examiners, Abstractors, and Searchers

County	Total	11 - Agriculture, Forestry, Fishing, & Hunting	21 - Mining	23 - Construction	31,32 &,33 - Manufacturing	42,48,49 &,22 - Wholesale Trade, Transportation, Utilities, & Warehousing	44 & 45 - Retail Trade	51 - Information	52 & 53 - Financial Activities	54 & 55 - Professional & Business Services	61 - Educational Services	62 - Health Services	71 & 72 - Leisure & Hospitality	81 - Other Services	92 - Public Administration	99 - Unclassified
Total	0.88														0.97	
Laramie	0.95														1.01	

 < .95 cents/dollar

 > 1.05 cents/dollar

Appendix Table 2.1: Women's Wages Compared to Men's (Cents on the Dollar) in Wyoming by Selected Variable, 2016

Occupation: 252011 : Preschool Teachers, Except Special Education


County	Total	11 - Agriculture, Forestry, Fishing, & Hunting	21 - Mining	23 - Construction	31, 32 & 33 - Manufacturing	42, 48, 49 & 22 - Wholesale Trade, Transportation, Utilities, & Warehousing	44 & 45 - Retail Trade	51 - Information	52 & 53 - Financial Activities	54 & 55 - Professional & Business Services	61 - Educational Services	62 - Health Services	71 & 72 - Leisure & Hospitality	81 - Other Services	92 - Public Administration	99 - Unclassified
Total	1.04															

< .95 cents/dollar
 > 1.05 cents/dollar

**Appendix Table 2.1: Women's Wages Compared to Men's (Cents on the Dollar)
in Wyoming by Selected Variable, 2016**

Occupation: 252012 : Kindergarten Teachers, Except Special Education

County	Total	11 - Agriculture, Forestry, Fishing, & Hunting	21 - Mining	23 - Construction	31,32 &,33 - Manufacturing	42,48,49 &,22 - Wholesale Trade, Transportation, Utilities, & Warehousing	44 & 45 - Retail Trade	51 - Information	52 & 53 - Financial Activities	54 & 55 - Professional & Business Services	61 - Educational Services	62 - Health Services	71 & 72 - Leisure & Hospitality	81 - Other Services	92 - Public Administration	99 - Unclassified
Total	1.00										0.98					
Natrona	1.09															


 < .95 cents/dollar


 > 1.05 cents/dollar

**Appendix Table 2.1: Women's Wages Compared to Men's (Cents on the Dollar)
in Wyoming by Selected Variable, 2016**

Occupation: 252021 : Elementary School Teachers, Except Special Education

County	Total	11 - Agriculture, Forestry, Fishing, & Hunting	21 - Mining	23 - Construction	31,32 &,33 - Manufacturing	42,48,49 &,22 - Wholesale Trade, Transportation, Utilities, & Warehousing	44 & 45 - Retail Trade	51 - Information	52 & 53 - Financial Activities	54 & 55 - Professional & Business Services	61 - Educational Services	62 - Health Services	71 & 72 - Leisure & Hospitality	81 - Other Services	92 - Public Administration	99 - Unclassified
Total	1.01						0.75			0.87	1.01	1.41				
Albany	0.95										0.92					
Big Horn	0.94										0.94					
Campbell	1.01										0.98					
Carbon	0.98										0.99					
Converse	1.10										1.08					
Crook	1.02										1.02					
Fremont	0.95										0.94					
Goshen	1.06										1.07					
Hot Springs	0.87										0.89					
Johnson	0.87										0.89					
Laramie	1.27										1.27					
Lincoln	0.93										0.92					
Natrona	0.98										1.00					
Park	0.95										0.95					
Platte	1.02										1.00					
Sheridan	1.03										1.00					
Sublette	1.07										1.06					
Sweetwater	1.00										1.00					
Teton	1.06										1.08					
Uinta	0.98										1.00					
Washakie	1.03										1.05					
Weston	1.04										1.06					


 < .95 cents/dollar


 > 1.05 cents/dollar

**Appendix Table 2.1: Women's Wages Compared to Men's (Cents on the Dollar)
in Wyoming by Selected Variable, 2016**

Occupation: 252022 : Middle School Teachers, Except Special and Career/Technical Educa

County	Total	11 - Agriculture, Forestry, Fishing, & Hunting	21 - Mining	23 - Construction	31,32 &,33 - Manufacturing	42,48,49 &,22 - Wholesale Trade, Transportation, Utilities, & Warehousing	44 & 45 - Retail Trade	51 - Information	52 & 53 - Financial Activities	54 & 55 - Professional & Business Services	61 - Educational Services	62 - Health Services	71 & 72 - Leisure & Hospitality	81 - Other Services	92 - Public Administration	99 - Unclassified
Total	0.96										0.96	0.97	1.31			
Albany	0.97										0.97					
Big Horn	0.97										0.97					
Campbell	0.95										0.93					
Carbon	0.94										0.95					
Converse	0.98										0.97					
Crook	0.91										0.93					
Fremont	0.93										0.94					
Goshen	0.99										1.00					
Hot Springs	1.05										0.98					
Johnson	0.95										0.95					
Laramie	1.00										0.97					
Lincoln	0.87										0.89					
Natrona	0.99										1.00					
Niobrara	0.81										0.81					
Park	1.02										1.02					
Platte	1.00										0.98					
Sheridan	0.98										0.95					
Sublette	1.08										1.09					
Sweetwater	0.93										0.91					
Teton	0.93										0.95					
Uinta	0.99										0.98					
Washakie	0.84										0.85					
Weston	0.91										0.91					


 < .95 cents/dollar

 > 1.05 cents/dollar

**Appendix Table 2.1: Women's Wages Compared to Men's (Cents on the Dollar)
in Wyoming by Selected Variable, 2016**

Occupation: 252023 : Career/Technical Education Teachers, Middle School

County	Total	11 - Agriculture, Forestry, Fishing, & Hunting	21 - Mining	23 - Construction	31,32 &,33 - Manufacturing	42,48,49 &,22 - Wholesale Trade, Transportation, Utilities, & Warehousing	44 & 45 - Retail Trade	51 - Information	52 & 53 - Financial Activities	54 & 55 - Professional & Business Services	61 - Educational Services	62 - Health Services	71 & 72 - Leisure & Hospitality	81 - Other Services	92 - Public Administration	99 - Unclassified
Total	0.91										0.92					
Fremont	1.09										1.09					
Sheridan	0.74										0.78					
Sweetwater	0.90										0.92					


 < .95 cents/dollar


 > 1.05 cents/dollar

**Appendix Table 2.1: Women's Wages Compared to Men's (Cents on the Dollar)
in Wyoming by Selected Variable, 2016**

Occupation: 252031 : Secondary School Teachers, Except Special and Career/Technical Ed

County	Total	11 - Agriculture, Forestry, Fishing, & Hunting	21 - Mining	23 - Construction	31,32 &,33 - Manufacturing	42,48,49 &,22 - Wholesale Trade, Transportation, Utilities, & Warehousing	44 & 45 - Retail Trade	51 - Information	52 & 53 - Financial Activities	54 & 55 - Professional & Business Services	61 - Educational Services	62 - Health Services	71 & 72 - Leisure & Hospitality	81 - Other Services	92 - Public Administration	99 - Unclassified
Total	0.95						0.77			0.39	0.95	1.23				
Albany	0.90										0.92					
Big Horn	0.98										0.98					
Campbell	0.94										0.96					
Carbon	0.94										0.93					
Converse	0.85										0.85					
Crook	0.94										0.94					
Fremont	0.94										0.93					
Goshen	0.92										0.90					
Hot Springs	0.95										1.01					
Johnson	0.97										0.95					
Laramie	0.83										0.77					
Lincoln	0.90										0.88					
Natrona	1.03										0.99					
Niobrara	0.81										0.81					
Park	0.86										0.86					
Platte	1.07										1.08					
Sheridan	0.94										0.94					
Sublette	0.91										0.91					
Sweetwater	1.11										1.07					
Teton	1.01										1.07					
Uinta	0.96										0.95					
Washakie	0.97										1.03					
Weston	0.96										0.93					


 < .95 cents/dollar


 > 1.05 cents/dollar

**Appendix Table 2.1: Women's Wages Compared to Men's (Cents on the Dollar)
in Wyoming by Selected Variable, 2016**

Occupation: 252032 : Career/Technical Education Teachers, Secondary School

County	Total	11 - Agriculture, Forestry, Fishing, & Hunting	21 - Mining	23 - Construction	31,32 &,33 - Manufacturing	42,48,49 &,22 - Wholesale Trade, Transportation, Utilities, & Warehousing	44 & 45 - Retail Trade	51 - Information	52 & 53 - Financial Activities	54 & 55 - Professional & Business Services	61 - Educational Services	62 - Health Services	71 & 72 - Leisure & Hospitality	81 - Other Services	92 - Public Administration	99 - Unclassified
Total	0.91										0.92					
Albany	0.80										0.80					
Big Horn	1.02										1.02					
Campbell	0.96										0.99					
Carbon	0.92										0.87					
Fremont	0.76										0.77					
Goshen	0.91										0.84					
Laramie	0.74										0.77					
Lincoln	0.91										0.91					
Natrona	0.85										0.91					
Park	0.85										0.88					
Sheridan	1.07										1.07					
Sublette	0.90										0.90					
Sweetwater	1.01										1.02					
Uinta	0.90										0.90					


 < .95 cents/dollar


 > 1.05 cents/dollar

**Appendix Table 2.1: Women's Wages Compared to Men's (Cents on the Dollar)
in Wyoming by Selected Variable, 2016**

Occupation: 252052 : Special Education Teachers, Kindergarten and Elementary School

County	Total	11 - Agriculture, Forestry, Fishing, & Hunting	21 - Mining	23 - Construction	31,32 &,33 - Manufacturing	42,48,49 &,22 - Wholesale Trade, Transportation, Utilities, & Warehousing	44 & 45 - Retail Trade	51 - Information	52 & 53 - Financial Activities	54 & 55 - Professional & Business Services	61 - Educational Services	62 - Health Services	71 & 72 - Leisure & Hospitality	81 - Other Services	92 - Public Administration	99 - Unclassified
Total	1.02										1.03					
Albany	1.03										1.03					
Fremont	1.08										1.01					
Lincoln	1.13										1.13					
Natrona	1.06										1.10					
Park	1.08										1.13					
Sheridan	0.91										0.95					
Sweetwater	0.90										0.90					
Teton	1.22										1.14					
Uinta	0.89										0.92					


 < .95 cents/dollar


 > 1.05 cents/dollar

**Appendix Table 2.1: Women's Wages Compared to Men's (Cents on the Dollar)
in Wyoming by Selected Variable, 2016**

Occupation: 252054 : Special Education Teachers, Secondary School

County	Total	11 - Agriculture, Forestry, Fishing, & Hunting	21 - Mining	23 - Construction	31,32 &,33 - Manufacturing	42,48,49 &,22 - Wholesale Trade, Transportation, Utilities, & Warehousing	44 & 45 - Retail Trade	51 - Information	52 & 53 - Financial Activities	54 & 55 - Professional & Business Services	61 - Educational Services	62 - Health Services	71 & 72 - Leisure & Hospitality	81 - Other Services	92 - Public Administration	99 - Unclassified
Total	0.99										0.99					
Albany	1.16										1.11					
Big Horn	0.91										0.91					
Campbell	0.99										0.98					
Carbon	0.95										0.91					
Converse	1.04										1.05					
Fremont	1.06										1.06					
Laramie	1.02										1.03					
Lincoln	0.82										0.83					
Natrona	0.95										0.97					
Park	1.05										1.09					
Sheridan	1.04										0.99					
Sublette	0.78										0.78					
Sweetwater	0.98										1.06					
Teton	1.07										1.09					
Uinta	0.96										0.95					


 < .95 cents/dollar

 > 1.05 cents/dollar

**Appendix Table 2.1: Women's Wages Compared to Men's (Cents on the Dollar)
in Wyoming by Selected Variable, 2016**

Occupation: 253021 : Self-Enrichment Education Teachers

County	Total	11 - Agriculture, Forestry, Fishing, & Hunting	21 - Mining	23 - Construction	31,32 &,33 - Manufacturing	42,48,49 &,22 - Wholesale Trade, Transportation, Utilities, & Warehousing	44 & 45 - Retail Trade	51 - Information	52 & 53 - Financial Activities	54 & 55 - Professional & Business Services	61 - Educational Services	62 - Health Services	71 & 72 - Leisure & Hospitality	81 - Other Services	92 - Public Administration	99 - Unclassified
Total	0.88						1.09				0.85					
Carbon	0.68															
Natrona	1.05															
Sweetwater	1.23															


 < .95 cents/dollar

 > 1.05 cents/dollar

**Appendix Table 2.1: Women's Wages Compared to Men's (Cents on the Dollar)
in Wyoming by Selected Variable, 2016**

Occupation: 253098 : Substitute Teachers

County	Total	11 - Agriculture, Forestry, Fishing, & Hunting	21 - Mining	23 - Construction	31,32 &,33 - Manufacturing	42,48,49 &,22 - Wholesale Trade, Transportation, Utilities, & Warehousing	44 & 45 - Retail Trade	51 - Information	52 & 53 - Financial Activities	54 & 55 - Professional & Business Services	61 - Educational Services	62 - Health Services	71 & 72 - Leisure & Hospitality	81 - Other Services	92 - Public Administration	99 - Unclassified
Total	1.00										1.12					
Albany	1.03															


 < .95 cents/dollar

 > 1.05 cents/dollar

**Appendix Table 2.1: Women's Wages Compared to Men's (Cents on the Dollar)
in Wyoming by Selected Variable, 2016**

Occupation: 253099 : Teachers and Instructors, All Other

County	Total	11 - Agriculture, Forestry, Fishing, & Hunting	21 - Mining	23 - Construction	31,32 &,33 - Manufacturing	42,48,49 &,22 - Wholesale Trade, Transportation, Utilities, & Warehousing	44 & 45 - Retail Trade	51 - Information	52 & 53 - Financial Activities	54 & 55 - Professional & Business Services	61 - Educational Services	62 - Health Services	71 & 72 - Leisure & Hospitality	81 - Other Services	92 - Public Administration	99 - Unclassified
Total	0.97										0.96				0.98	
Goshen	0.86														0.91	
Sheridan	0.88															


 < .95 cents/dollar

 > 1.05 cents/dollar

**Appendix Table 2.1: Women's Wages Compared to Men's (Cents on the Dollar)
in Wyoming by Selected Variable, 2016**

Occupation: 254011 : Archivists

County	Total	11 - Agriculture, Forestry, Fishing, & Hunting	21 - Mining	23 - Construction	31,32 &,33 - Manufacturing	42,48,49 &,22 - Wholesale Trade, Transportation, Utilities, & Warehousing	44 & 45 - Retail Trade	51 - Information	52 & 53 - Financial Activities	54 & 55 - Professional & Business Services	61 - Educational Services	62 - Health Services	71 & 72 - Leisure & Hospitality	81 - Other Services	92 - Public Administration	99 - Unclassified
Total	0.88														0.88	
Laramie	0.97														0.96	


 < .95 cents/dollar

 > 1.05 cents/dollar

**Appendix Table 2.1: Women's Wages Compared to Men's (Cents on the Dollar)
in Wyoming by Selected Variable, 2016**

Occupation: 254012 : Curators

County	Total	11 - Agriculture, Forestry, Fishing, & Hunting	21 - Mining	23 - Construction	31,32 &,33 - Manufacturing	42,48,49 &,22 - Wholesale Trade, Transportation, Utilities, & Warehousing	44 & 45 - Retail Trade	51 - Information	52 & 53 - Financial Activities	54 & 55 - Professional & Business Services	61 - Educational Services	62 - Health Services	71 & 72 - Leisure & Hospitality	81 - Other Services	92 - Public Administration	99 - Unclassified
Total	0.90														0.97	
Laramie	0.97														0.97	


 < .95 cents/dollar

 > 1.05 cents/dollar

**Appendix Table 2.1: Women's Wages Compared to Men's (Cents on the Dollar)
in Wyoming by Selected Variable, 2016**

Occupation: 254013 : Museum Technicians and Conservators

County	Total	11 - Agriculture, Forestry, Fishing, & Hunting	21 - Mining	23 - Construction	31,32 &,33 - Manufacturing	42,48,49 &,22 - Wholesale Trade, Transportation, Utilities, & Warehousing	44 & 45 - Retail Trade	51 - Information	52 & 53 - Financial Activities	54 & 55 - Professional & Business Services	61 - Educational Services	62 - Health Services	71 & 72 - Leisure & Hospitality	81 - Other Services	92 - Public Administration	99 - Unclassified
Total	1.06														1.01	


 < .95 cents/dollar

 > 1.05 cents/dollar

**Appendix Table 2.1: Women's Wages Compared to Men's (Cents on the Dollar)
in Wyoming by Selected Variable, 2016**

Occupation: 254021 : Librarians

County	Total	11 - Agriculture, Forestry, Fishing, & Hunting	21 - Mining	23 - Construction	31,32 &,33 - Manufacturing	42,48,49 &,22 - Wholesale Trade, Transportation, Utilities, & Warehousing	44 & 45 - Retail Trade	51 - Information	52 & 53 - Financial Activities	54 & 55 - Professional & Business Services	61 - Educational Services	62 - Health Services	71 & 72 - Leisure & Hospitality	81 - Other Services	92 - Public Administration	99 - Unclassified
Total	0.92										0.89				0.88	
Laramie	0.87														0.94	


 < .95 cents/dollar

 > 1.05 cents/dollar

**Appendix Table 2.1: Women's Wages Compared to Men's (Cents on the Dollar)
in Wyoming by Selected Variable, 2016**

Occupation: 254031 : Library Technicians

County	Total	11 - Agriculture, Forestry, Fishing, & Hunting	21 - Mining	23 - Construction	31,32 &,33 - Manufacturing	42,48,49 &,22 - Wholesale Trade, Transportation, Utilities, & Warehousing	44 & 45 - Retail Trade	51 - Information	52 & 53 - Financial Activities	54 & 55 - Professional & Business Services	61 - Educational Services	62 - Health Services	71 & 72 - Leisure & Hospitality	81 - Other Services	92 - Public Administration	99 - Unclassified
Total	0.94							0.94								


 < .95 cents/dollar


 > 1.05 cents/dollar

**Appendix Table 2.1: Women's Wages Compared to Men's (Cents on the Dollar)
in Wyoming by Selected Variable, 2016**

Occupation: 259031 : Instructional Coordinators

County	Total	11 - Agriculture, Forestry, Fishing, & Hunting	21 - Mining	23 - Construction	31,32 &,33 - Manufacturing	42,48,49 &,22 - Wholesale Trade, Transportation, Utilities, & Warehousing	44 & 45 - Retail Trade	51 - Information	52 & 53 - Financial Activities	54 & 55 - Professional & Business Services	61 - Educational Services	62 - Health Services	71 & 72 - Leisure & Hospitality	81 - Other Services	92 - Public Administration	99 - Unclassified
Total	0.97										1.08				0.93	
Albany	1.03														0.87	
Fremont	1.22															
Laramie	0.95														0.95	
Natrona	1.01															


 < .95 cents/dollar


 > 1.05 cents/dollar

**Appendix Table 2.1: Women's Wages Compared to Men's (Cents on the Dollar)
in Wyoming by Selected Variable, 2016**

Occupation: 259041 : Teacher Assistants

County	Total	11 - Agriculture, Forestry, Fishing, & Hunting	21 - Mining	23 - Construction	31,32 &,33 - Manufacturing	42,48,49 &,22 - Wholesale Trade, Transportation, Utilities, & Warehousing	44 & 45 - Retail Trade	51 - Information	52 & 53 - Financial Activities	54 & 55 - Professional & Business Services	61 - Educational Services	62 - Health Services	71 & 72 - Leisure & Hospitality	81 - Other Services	92 - Public Administration	99 - Unclassified
Total	0.96			0.96			0.89				0.96	0.87	0.95		1.04	
Albany	0.97										0.97					
Campbell	0.95										0.92					
Fremont	1.01										0.99					
Laramie	0.89															
Lincoln	1.00										0.99					
Natrona	0.97										0.99					
Park	0.93										0.88					
Sheridan	1.00										0.96					
Sweetwater	1.02										1.03					
Teton	1.04										1.05					
Uinta	1.02															


 < .95 cents/dollar

 > 1.05 cents/dollar

**Appendix Table 2.1: Women's Wages Compared to Men's (Cents on the Dollar)
in Wyoming by Selected Variable, 2016**

Occupation: 259099 : Education, Training, and Library Workers, All Other

County	Total	11 - Agriculture, Forestry, Fishing, & Hunting	21 - Mining	23 - Construction	31,32 &,33 - Manufacturing	42,48,49 &,22 - Wholesale Trade, Transportation, Utilities, & Warehousing	44 & 45 - Retail Trade	51 - Information	52 & 53 - Financial Activities	54 & 55 - Professional & Business Services	61 - Educational Services	62 - Health Services	71 & 72 - Leisure & Hospitality	81 - Other Services	92 - Public Administration	99 - Unclassified
Total	0.70															


 < .95 cents/dollar

 > 1.05 cents/dollar

**Appendix Table 2.1: Women's Wages Compared to Men's (Cents on the Dollar)
in Wyoming by Selected Variable, 2016**

Occupation: 271019 : Artists and Related Workers, All Other

County	Total	11 - Agriculture, Forestry, Fishing, & Hunting	21 - Mining	23 - Construction	31,32 &,33 - Manufacturing	42,48,49 &,22 - Wholesale Trade, Transportation, Utilities, & Warehousing	44 & 45 - Retail Trade	51 - Information	52 & 53 - Financial Activities	54 & 55 - Professional & Business Services	61 - Educational Services	62 - Health Services	71 & 72 - Leisure & Hospitality	81 - Other Services	92 - Public Administration	99 - Unclassified
Total	1.21															


 < .95 cents/dollar

 > 1.05 cents/dollar

**Appendix Table 2.1: Women's Wages Compared to Men's (Cents on the Dollar)
in Wyoming by Selected Variable, 2016**

Occupation: 271024 : Graphic Designers

County	Total	11 - Agriculture, Forestry, Fishing, & Hunting	21 - Mining	23 - Construction	31,32 &,33 - Manufacturing	42,48,49 &,22 - Wholesale Trade, Transportation, Utilities, & Warehousing	44 & 45 - Retail Trade	51 - Information	52 & 53 - Financial Activities	54 & 55 - Professional & Business Services	61 - Educational Services	62 - Health Services	71 & 72 - Leisure & Hospitality	81 - Other Services	92 - Public Administration	99 - Unclassified
Total	0.87															


 < .95 cents/dollar


 > 1.05 cents/dollar

**Appendix Table 2.1: Women's Wages Compared to Men's (Cents on the Dollar)
in Wyoming by Selected Variable, 2016**

Occupation: 271026 : Merchandise Displayers and Window Trimmers

County	Total	11 - Agriculture, Forestry, Fishing, & Hunting	21 - Mining	23 - Construction	31,32 &,33 - Manufacturing	42,48,49 &,22 - Wholesale Trade, Transportation, Utilities, & Warehousing	44 & 45 - Retail Trade	51 - Information	52 & 53 - Financial Activities	54 & 55 - Professional & Business Services	61 - Educational Services	62 - Health Services	71 & 72 - Leisure & Hospitality	81 - Other Services	92 - Public Administration	99 - Unclassified
Total	0.93															


 < .95 cents/dollar


 > 1.05 cents/dollar

**Appendix Table 2.1: Women's Wages Compared to Men's (Cents on the Dollar)
in Wyoming by Selected Variable, 2016**

Occupation: 272022 : Coaches and Scouts

County	Total	11 - Agriculture, Forestry, Fishing, & Hunting	21 - Mining	23 - Construction	31,32 &,33 - Manufacturing	42,48,49 &,22 - Wholesale Trade, Transportation, Utilities, & Warehousing	44 & 45 - Retail Trade	51 - Information	52 & 53 - Financial Activities	54 & 55 - Professional & Business Services	61 - Educational Services	62 - Health Services	71 & 72 - Leisure & Hospitality	81 - Other Services	92 - Public Administration	99 - Unclassified
Total	0.83	1.34	0.70	0.72	0.58		0.65		0.89	0.78	0.85	1.07	0.88		0.88	
Albany	0.94										1.22	0.87				
Big Horn	0.83										0.89					
Campbell	0.66															
Carbon	0.87															
Converse	0.81										1.01					
Crook	0.79															
Fremont	0.82										0.71					
Goshen	0.66															
Hot Springs	0.82															
Johnson	0.94										0.99					
Laramie	0.90															
Lincoln	0.57															
Natrona	0.81															
Park	0.87															
Platte	0.82															
Sheridan	1.07										1.18					
Sublette	0.75															
Sweetwater	0.75															
Teton	0.91												1.15			
Uinta	0.70										0.57					
Washakie	0.75										0.73					
Weston	0.70															


 < .95 cents/dollar


 > 1.05 cents/dollar

**Appendix Table 2.1: Women's Wages Compared to Men's (Cents on the Dollar)
in Wyoming by Selected Variable, 2016**

Occupation: 273011 : Radio and Television Announcers

County	Total	11 - Agriculture, Forestry, Fishing, & Hunting	21 - Mining	23 - Construction	31,32 &,33 - Manufacturing	42,48,49 &,22 - Wholesale Trade, Transportation, Utilities, & Warehousing	44 & 45 - Retail Trade	51 - Information	52 & 53 - Financial Activities	54 & 55 - Professional & Business Services	61 - Educational Services	62 - Health Services	71 & 72 - Leisure & Hospitality	81 - Other Services	92 - Public Administration	99 - Unclassified
Total	1.01							0.92								


 < .95 cents/dollar

 > 1.05 cents/dollar

**Appendix Table 2.1: Women's Wages Compared to Men's (Cents on the Dollar)
in Wyoming by Selected Variable, 2016**

Occupation: 273022 : Reporters and Correspondents

County	Total	11 - Agriculture, Forestry, Fishing, & Hunting	21 - Mining	23 - Construction	31,32 &,33 - Manufacturing	42,48,49 &,22 - Wholesale Trade, Transportation, Utilities, & Warehousing	44 & 45 - Retail Trade	51 - Information	52 & 53 - Financial Activities	54 & 55 - Professional & Business Services	61 - Educational Services	62 - Health Services	71 & 72 - Leisure & Hospitality	81 - Other Services	92 - Public Administration	99 - Unclassified
Total	0.89							0.92								


 < .95 cents/dollar

 > 1.05 cents/dollar

**Appendix Table 2.1: Women's Wages Compared to Men's (Cents on the Dollar)
in Wyoming by Selected Variable, 2016**

Occupation: 273031 : Public Relations Specialists

County	Total	11 - Agriculture, Forestry, Fishing, & Hunting	21 - Mining	23 - Construction	31,32 &,33 - Manufacturing	42,48,49 &,22 - Wholesale Trade, Transportation, Utilities, & Warehousing	44 & 45 - Retail Trade	51 - Information	52 & 53 - Financial Activities	54 & 55 - Professional & Business Services	61 - Educational Services	62 - Health Services	71 & 72 - Leisure & Hospitality	81 - Other Services	92 - Public Administration	99 - Unclassified
Total	0.88														0.93	
Albany	0.93															
Laramie	0.94														0.91	
Natrona	0.75															


 < .95 cents/dollar

 > 1.05 cents/dollar

**Appendix Table 2.1: Women's Wages Compared to Men's (Cents on the Dollar)
in Wyoming by Selected Variable, 2016**

Occupation: 273041 : Editors

County	Total	11 - Agriculture, Forestry, Fishing, & Hunting	21 - Mining	23 - Construction	31,32 &,33 - Manufacturing	42,48,49 &,22 - Wholesale Trade, Transportation, Utilities, & Warehousing	44 & 45 - Retail Trade	51 - Information	52 & 53 - Financial Activities	54 & 55 - Professional & Business Services	61 - Educational Services	62 - Health Services	71 & 72 - Leisure & Hospitality	81 - Other Services	92 - Public Administration	99 - Unclassified
Total	0.93															


 < .95 cents/dollar

 > 1.05 cents/dollar

**Appendix Table 2.1: Women's Wages Compared to Men's (Cents on the Dollar)
in Wyoming by Selected Variable, 2016**

Occupation: 274012 : Broadcast Technicians

County	Total	11 - Agriculture, Forestry, Fishing, & Hunting	21 - Mining	23 - Construction	31,32 &,33 - Manufacturing	42,48,49 &,22 - Wholesale Trade, Transportation, Utilities, & Warehousing	44 & 45 - Retail Trade	51 - Information	52 & 53 - Financial Activities	54 & 55 - Professional & Business Services	61 - Educational Services	62 - Health Services	71 & 72 - Leisure & Hospitality	81 - Other Services	92 - Public Administration	99 - Unclassified
Total	0.63															


 < .95 cents/dollar

 > 1.05 cents/dollar

**Appendix Table 2.1: Women's Wages Compared to Men's (Cents on the Dollar)
in Wyoming by Selected Variable, 2016**

Occupation: 274021 : Photographers

County	Total	11 - Agriculture, Forestry, Fishing, & Hunting	21 - Mining	23 - Construction	31,32 &,33 - Manufacturing	42,48,49 &,22 - Wholesale Trade, Transportation, Utilities, & Warehousing	44 & 45 - Retail Trade	51 - Information	52 & 53 - Financial Activities	54 & 55 - Professional & Business Services	61 - Educational Services	62 - Health Services	71 & 72 - Leisure & Hospitality	81 - Other Services	92 - Public Administration	99 - Unclassified
Total	0.96															


 < .95 cents/dollar

 > 1.05 cents/dollar

**Appendix Table 2.1: Women's Wages Compared to Men's (Cents on the Dollar)
in Wyoming by Selected Variable, 2016**

Occupation: 274099 : Media and Communication Equipment Workers, All Other

County	Total	11 - Agriculture, Forestry, Fishing, & Hunting	21 - Mining	23 - Construction	31,32 &,33 - Manufacturing	42,48,49 &,22 - Wholesale Trade, Transportation, Utilities, & Warehousing	44 & 45 - Retail Trade	51 - Information	52 & 53 - Financial Activities	54 & 55 - Professional & Business Services	61 - Educational Services	62 - Health Services	71 & 72 - Leisure & Hospitality	81 - Other Services	92 - Public Administration	99 - Unclassified
Total	0.88														1.03	
Laramie	0.92														1.03	


 < .95 cents/dollar

 > 1.05 cents/dollar

**Appendix Table 2.1: Women's Wages Compared to Men's (Cents on the Dollar)
in Wyoming by Selected Variable, 2016**

Occupation: 291011 : Chiropractors

County	Total	11 - Agriculture, Forestry, Fishing, & Hunting	21 - Mining	23 - Construction	31,32 &,33 - Manufacturing	42,48,49 &,22 - Wholesale Trade, Transportation, Utilities, & Warehousing	44 & 45 - Retail Trade	51 - Information	52 & 53 - Financial Activities	54 & 55 - Professional & Business Services	61 - Educational Services	62 - Health Services	71 & 72 - Leisure & Hospitality	81 - Other Services	92 - Public Administration	99 - Unclassified
Total	0.78											0.80				
Laramie	0.98											1.03				


 < .95 cents/dollar

 > 1.05 cents/dollar

**Appendix Table 2.1: Women's Wages Compared to Men's (Cents on the Dollar)
in Wyoming by Selected Variable, 2016**

Occupation: 291021 : Dentists, General

County	Total	11 - Agriculture, Forestry, Fishing, & Hunting	21 - Mining	23 - Construction	31,32 &,33 - Manufacturing	42,48,49 &,22 - Wholesale Trade, Transportation, Utilities, & Warehousing	44 & 45 - Retail Trade	51 - Information	52 & 53 - Financial Activities	54 & 55 - Professional & Business Services	61 - Educational Services	62 - Health Services	71 & 72 - Leisure & Hospitality	81 - Other Services	92 - Public Administration	99 - Unclassified
Total	1.04											1.04				
Laramie	1.06											1.03				


 < .95 cents/dollar

 > 1.05 cents/dollar

**Appendix Table 2.1: Women's Wages Compared to Men's (Cents on the Dollar)
in Wyoming by Selected Variable, 2016**

Occupation: 291041 : Optometrists

County	Total	11 - Agriculture, Forestry, Fishing, & Hunting	21 - Mining	23 - Construction	31,32 &,33 - Manufacturing	42,48,49 &,22 - Wholesale Trade, Transportation, Utilities, & Warehousing	44 & 45 - Retail Trade	51 - Information	52 & 53 - Financial Activities	54 & 55 - Professional & Business Services	61 - Educational Services	62 - Health Services	71 & 72 - Leisure & Hospitality	81 - Other Services	92 - Public Administration	99 - Unclassified
Total	0.99											0.96				
Laramie	0.99											0.94				


 < .95 cents/dollar


 > 1.05 cents/dollar

**Appendix Table 2.1: Women's Wages Compared to Men's (Cents on the Dollar)
in Wyoming by Selected Variable, 2016**

Occupation: 291051 : Pharmacists

County	Total	11 - Agriculture, Forestry, Fishing, & Hunting	21 - Mining	23 - Construction	31,32 &,33 - Manufacturing	42,48,49 &,22 - Wholesale Trade, Transportation, Utilities, & Warehousing	44 & 45 - Retail Trade	51 - Information	52 & 53 - Financial Activities	54 & 55 - Professional & Business Services	61 - Educational Services	62 - Health Services	71 & 72 - Leisure & Hospitality	81 - Other Services	92 - Public Administration	99 - Unclassified
Total	0.93					1.15	0.94			0.84	0.84	0.90			1.41	
Albany	0.94						1.03				0.81	1.00				
Campbell	0.84						0.91					0.71				
Carbon	0.85						0.78									
Converse	0.89						0.86									
Fremont	1.04						1.08									
Goshen	0.95															
Laramie	0.93						0.97			0.84		0.87				
Lincoln	0.98						0.91									
Natrona	0.89						0.86					0.98				
Park	0.86						0.87					0.87				
Platte	0.93															
Sheridan	1.01						1.00									
Sweetwater	1.14						1.10									
Teton	0.96						0.89									
Uinta	1.11						1.13									


 < .95 cents/dollar


 > 1.05 cents/dollar

**Appendix Table 2.1: Women's Wages Compared to Men's (Cents on the Dollar)
in Wyoming by Selected Variable, 2016**

Occupation: 291062 : Family and General Practitioners

County	Total	11 - Agriculture, Forestry, Fishing, & Hunting	21 - Mining	23 - Construction	31,32 &,33 - Manufacturing	42,48,49 &,22 - Wholesale Trade, Transportation, Utilities, & Warehousing	44 & 45 - Retail Trade	51 - Information	52 & 53 - Financial Activities	54 & 55 - Professional & Business Services	61 - Educational Services	62 - Health Services	71 & 72 - Leisure & Hospitality	81 - Other Services	92 - Public Administration	99 - Unclassified
Total	0.96										1.01	1.00			0.93	
Fremont	0.88											0.90				
Laramie	0.81										0.88	1.02				
Natrona	1.14										1.17	1.00				
Sweetwater	0.83															


 < .95 cents/dollar


 > 1.05 cents/dollar

**Appendix Table 2.1: Women's Wages Compared to Men's (Cents on the Dollar)
in Wyoming by Selected Variable, 2016**

Occupation: 291063 : Internists, General

County	Total	11 - Agriculture, Forestry, Fishing, & Hunting	21 - Mining	23 - Construction	31,32 &,33 - Manufacturing	42,48,49 &,22 - Wholesale Trade, Transportation, Utilities, & Warehousing	44 & 45 - Retail Trade	51 - Information	52 & 53 - Financial Activities	54 & 55 - Professional & Business Services	61 - Educational Services	62 - Health Services	71 & 72 - Leisure & Hospitality	81 - Other Services	92 - Public Administration	99 - Unclassified
Total	1.04											1.04				
Campbell	0.86											0.86				
Laramie	1.11											1.12				
Natrona	1.20											1.21				
Park	0.90											0.90				
Teton	1.06											1.11				


 < .95 cents/dollar

 > 1.05 cents/dollar

**Appendix Table 2.1: Women's Wages Compared to Men's (Cents on the Dollar)
in Wyoming by Selected Variable, 2016**

Occupation: 291064 : Obstetricians and Gynecologists

County	Total	11 - Agriculture, Forestry, Fishing, & Hunting	21 - Mining	23 - Construction	31,32 &,33 - Manufacturing	42,48,49 &,22 - Wholesale Trade, Transportation, Utilities, & Warehousing	44 & 45 - Retail Trade	51 - Information	52 & 53 - Financial Activities	54 & 55 - Professional & Business Services	61 - Educational Services	62 - Health Services	71 & 72 - Leisure & Hospitality	81 - Other Services	92 - Public Administration	99 - Unclassified
Total	0.92											0.93				
Laramie	1.00											1.10				


 < .95 cents/dollar

 > 1.05 cents/dollar

**Appendix Table 2.1: Women's Wages Compared to Men's (Cents on the Dollar)
in Wyoming by Selected Variable, 2016**

Occupation: 291065 : Pediatricians, General

County	Total	11 - Agriculture, Forestry, Fishing, & Hunting	21 - Mining	23 - Construction	31,32 &,33 - Manufacturing	42,48,49 &,22 - Wholesale Trade, Transportation, Utilities, & Warehousing	44 & 45 - Retail Trade	51 - Information	52 & 53 - Financial Activities	54 & 55 - Professional & Business Services	61 - Educational Services	62 - Health Services	71 & 72 - Leisure & Hospitality	81 - Other Services	92 - Public Administration	99 - Unclassified
Total	0.87											0.89				
Campbell	1.02											1.02				
Laramie	1.15											1.22				


 < .95 cents/dollar

 > 1.05 cents/dollar

**Appendix Table 2.1: Women's Wages Compared to Men's (Cents on the Dollar)
in Wyoming by Selected Variable, 2016**

Occupation: 291066 : Psychiatrists

County	Total	11 - Agriculture, Forestry, Fishing, & Hunting	21 - Mining	23 - Construction	31,32 &,33 - Manufacturing	42,48,49 &,22 - Wholesale Trade, Transportation, Utilities, & Warehousing	44 & 45 - Retail Trade	51 - Information	52 & 53 - Financial Activities	54 & 55 - Professional & Business Services	61 - Educational Services	62 - Health Services	71 & 72 - Leisure & Hospitality	81 - Other Services	92 - Public Administration	99 - Unclassified
Total	0.89											0.86				
Laramie	0.84											0.77				


 < .95 cents/dollar


 > 1.05 cents/dollar

**Appendix Table 2.1: Women's Wages Compared to Men's (Cents on the Dollar)
in Wyoming by Selected Variable, 2016**

Occupation: 291067 : Surgeons

County	Total	11 - Agriculture, Forestry, Fishing, & Hunting	21 - Mining	23 - Construction	31,32 &,33 - Manufacturing	42,48,49 &,22 - Wholesale Trade, Transportation, Utilities, & Warehousing	44 & 45 - Retail Trade	51 - Information	52 & 53 - Financial Activities	54 & 55 - Professional & Business Services	61 - Educational Services	62 - Health Services	71 & 72 - Leisure & Hospitality	81 - Other Services	92 - Public Administration	99 - Unclassified
Total	0.89											0.87				


 < .95 cents/dollar

 > 1.05 cents/dollar

**Appendix Table 2.1: Women's Wages Compared to Men's (Cents on the Dollar)
in Wyoming by Selected Variable, 2016**

Occupation: 291069 : Physicians and Surgeons, All Other

County	Total	11 - Agriculture, Forestry, Fishing, & Hunting	21 - Mining	23 - Construction	31,32 &,33 - Manufacturing	42,48,49 &,22 - Wholesale Trade, Transportation, Utilities, & Warehousing	44 & 45 - Retail Trade	51 - Information	52 & 53 - Financial Activities	54 & 55 - Professional & Business Services	61 - Educational Services	62 - Health Services	71 & 72 - Leisure & Hospitality	81 - Other Services	92 - Public Administration	99 - Unclassified
Total	0.80										0.87	0.91				
Laramie	0.90											1.00				
Natrona	0.76											0.90				
Park	0.70															


 < .95 cents/dollar


 > 1.05 cents/dollar

**Appendix Table 2.1: Women's Wages Compared to Men's (Cents on the Dollar)
in Wyoming by Selected Variable, 2016**

Occupation: 291071 : Physician Assistants

County	Total	11 - Agriculture, Forestry, Fishing, & Hunting	21 - Mining	23 - Construction	31,32 &,33 - Manufacturing	42,48,49 &,22 - Wholesale Trade, Transportation, Utilities, & Warehousing	44 & 45 - Retail Trade	51 - Information	52 & 53 - Financial Activities	54 & 55 - Professional & Business Services	61 - Educational Services	62 - Health Services	71 & 72 - Leisure & Hospitality	81 - Other Services	92 - Public Administration	99 - Unclassified
Total	0.94											0.93				
Fremont	0.94															
Laramie	0.95											0.93				
Natrona	0.92											0.97				
Park	0.82											0.82				
Sweetwater	0.81															
Teton	1.11											0.98				


 < .95 cents/dollar

 > 1.05 cents/dollar

**Appendix Table 2.1: Women's Wages Compared to Men's (Cents on the Dollar)
in Wyoming by Selected Variable, 2016**

Occupation: 291122 : Occupational Therapists

County	Total	11 - Agriculture, Forestry, Fishing, & Hunting	21 - Mining	23 - Construction	31,32 &,33 - Manufacturing	42,48,49 &,22 - Wholesale Trade, Transportation, Utilities, & Warehousing	44 & 45 - Retail Trade	51 - Information	52 & 53 - Financial Activities	54 & 55 - Professional & Business Services	61 - Educational Services	62 - Health Services	71 & 72 - Leisure & Hospitality	81 - Other Services	92 - Public Administration	99 - Unclassified
Total	0.99										0.75	1.00				
Fremont	0.69															
Laramie	1.36											1.17				
Natrona	0.94											0.90				
Park	1.29											1.27				


 < .95 cents/dollar


 > 1.05 cents/dollar

**Appendix Table 2.1: Women's Wages Compared to Men's (Cents on the Dollar)
in Wyoming by Selected Variable, 2016**

Occupation: 291123 : Physical Therapists

County	Total	11 - Agriculture, Forestry, Fishing, & Hunting	21 - Mining	23 - Construction	31,32 &,33 - Manufacturing	42,48,49 &,22 - Wholesale Trade, Transportation, Utilities, & Warehousing	44 & 45 - Retail Trade	51 - Information	52 & 53 - Financial Activities	54 & 55 - Professional & Business Services	61 - Educational Services	62 - Health Services	71 & 72 - Leisure & Hospitality	81 - Other Services	92 - Public Administration	99 - Unclassified
Total	0.97											0.99				
Albany	0.91											0.99				
Campbell	0.97											0.95				
Fremont	0.89											0.98				
Goshen	0.78															
Laramie	0.96											0.97				
Natrona	1.03											1.04				
Park	0.83											0.89				
Sheridan	0.93											0.97				
Teton	0.87											0.86				


 < .95 cents/dollar

 > 1.05 cents/dollar

**Appendix Table 2.1: Women's Wages Compared to Men's (Cents on the Dollar)
in Wyoming by Selected Variable, 2016**

Occupation: 291125 : Recreational Therapists

County	Total	11 - Agriculture, Forestry, Fishing, & Hunting	21 - Mining	23 - Construction	31,32 &,33 - Manufacturing	42,48,49 &,22 - Wholesale Trade, Transportation, Utilities, & Warehousing	44 & 45 - Retail Trade	51 - Information	52 & 53 - Financial Activities	54 & 55 - Professional & Business Services	61 - Educational Services	62 - Health Services	71 & 72 - Leisure & Hospitality	81 - Other Services	92 - Public Administration	99 - Unclassified
Total	0.93														0.98	
Fremont	0.90														1.01	


 < .95 cents/dollar


 > 1.05 cents/dollar

**Appendix Table 2.1: Women's Wages Compared to Men's (Cents on the Dollar)
in Wyoming by Selected Variable, 2016**

Occupation: 291126 : Respiratory Therapists

County	Total	11 - Agriculture, Forestry, Fishing, & Hunting	21 - Mining	23 - Construction	31,32 &,33 - Manufacturing	42,48,49 &,22 - Wholesale Trade, Transportation, Utilities, & Warehousing	44 & 45 - Retail Trade	51 - Information	52 & 53 - Financial Activities	54 & 55 - Professional & Business Services	61 - Educational Services	62 - Health Services	71 & 72 - Leisure & Hospitality	81 - Other Services	92 - Public Administration	99 - Unclassified
Total	0.97								1.08			0.96				
Albany	1.05											0.99				
Campbell	1.25											1.25				
Fremont	1.01											1.08				
Laramie	0.97											0.93				
Natrona	1.04											1.04				
Park	0.93															
Teton	0.96											0.96				


 < .95 cents/dollar

 > 1.05 cents/dollar

**Appendix Table 2.1: Women's Wages Compared to Men's (Cents on the Dollar)
in Wyoming by Selected Variable, 2016**

Occupation: 291127 : Speech-Language Pathologists

County	Total	11 - Agriculture, Forestry, Fishing, & Hunting	21 - Mining	23 - Construction	31,32 &,33 - Manufacturing	42,48,49 &,22 - Wholesale Trade, Transportation, Utilities, & Warehousing	44 & 45 - Retail Trade	51 - Information	52 & 53 - Financial Activities	54 & 55 - Professional & Business Services	61 - Educational Services	62 - Health Services	71 & 72 - Leisure & Hospitality	81 - Other Services	92 - Public Administration	99 - Unclassified
Total	0.98										0.91	0.97				
Albany	0.86															


 < .95 cents/dollar


 > 1.05 cents/dollar

Appendix Table 2.1: Women's Wages Compared to Men's (Cents on the Dollar) in Wyoming by Selected Variable, 2016

Occupation: 291141 : Registered Nurses

County	Total	11 - Agriculture, Forestry, Fishing, & Hunting	21 - Mining	23 - Construction	31,32 &,33 - Manufacturing	42,48,49 &,22 - Wholesale Trade, Transportation, Utilities, & Warehousing	44 & 45 - Retail Trade	51 - Information	52 & 53 - Financial Activities	54 & 55 - Professional & Business Services	61 - Educational Services	62 - Health Services	71 & 72 - Leisure & Hospitality	81 - Other Services	92 - Public Administration	99 - Unclassified
Total	1.01			0.74			1.46			1.04	1.12	1.00	1.18		1.01	
Albany	1.02											1.02				
Big Horn	1.15											1.18				
Campbell	1.08											1.13				
Crook	0.85															
Fremont	1.06											1.06				
Goshen	1.03											1.05				
Johnson	1.03															
Laramie	1.00											0.99				
Lincoln	1.06											1.07				
Natrona	1.04									1.08		1.01				
Park	0.98											1.01			0.81	
Platte	1.33															
Sheridan	0.99											1.00				
Sweetwater	1.03											1.07				
Teton	0.98											0.93				
Uinta	0.97											0.95			0.97	
Washakie	1.03											1.11				
WY	1.08									1.03						


 < .95 cents/dollar

 > 1.05 cents/dollar

**Appendix Table 2.1: Women's Wages Compared to Men's (Cents on the Dollar)
in Wyoming by Selected Variable, 2016**

Occupation: 291181 : Audiologists

County	Total	11 - Agriculture, Forestry, Fishing, & Hunting	21 - Mining	23 - Construction	31,32 &,33 - Manufacturing	42,48,49 &,22 - Wholesale Trade, Transportation, Utilities, & Warehousing	44 & 45 - Retail Trade	51 - Information	52 & 53 - Financial Activities	54 & 55 - Professional & Business Services	61 - Educational Services	62 - Health Services	71 & 72 - Leisure & Hospitality	81 - Other Services	92 - Public Administration	99 - Unclassified
Total	0.89															


 < .95 cents/dollar

 > 1.05 cents/dollar

**Appendix Table 2.1: Women's Wages Compared to Men's (Cents on the Dollar)
in Wyoming by Selected Variable, 2016**

Occupation: 292011 : Medical and Clinical Laboratory Technologists

County	Total	11 - Agriculture, Forestry, Fishing, & Hunting	21 - Mining	23 - Construction	31,32 &,33 - Manufacturing	42,48,49 &,22 - Wholesale Trade, Transportation, Utilities, & Warehousing	44 & 45 - Retail Trade	51 - Information	52 & 53 - Financial Activities	54 & 55 - Professional & Business Services	61 - Educational Services	62 - Health Services	71 & 72 - Leisure & Hospitality	81 - Other Services	92 - Public Administration	99 - Unclassified
Total	0.89														0.93	
Albany	0.92														0.96	
Laramie	0.89														0.91	


 < .95 cents/dollar

 > 1.05 cents/dollar

**Appendix Table 2.1: Women's Wages Compared to Men's (Cents on the Dollar)
in Wyoming by Selected Variable, 2016**

Occupation: 292021 : Dental Hygienists

County	Total	11 - Agriculture, Forestry, Fishing, & Hunting	21 - Mining	23 - Construction	31,32 &,33 - Manufacturing	42,48,49 &,22 - Wholesale Trade, Transportation, Utilities, & Warehousing	44 & 45 - Retail Trade	51 - Information	52 & 53 - Financial Activities	54 & 55 - Professional & Business Services	61 - Educational Services	62 - Health Services	71 & 72 - Leisure & Hospitality	81 - Other Services	92 - Public Administration	99 - Unclassified
Total	1.16															


 < .95 cents/dollar

 > 1.05 cents/dollar

**Appendix Table 2.1: Women's Wages Compared to Men's (Cents on the Dollar)
in Wyoming by Selected Variable, 2016**

Occupation: 292031 : Cardiovascular Technologists and Technicians

County	Total	11 - Agriculture, Forestry, Fishing, & Hunting	21 - Mining	23 - Construction	31,32 &,33 - Manufacturing	42,48,49 &,22 - Wholesale Trade, Transportation, Utilities, & Warehousing	44 & 45 - Retail Trade	51 - Information	52 & 53 - Financial Activities	54 & 55 - Professional & Business Services	61 - Educational Services	62 - Health Services	71 & 72 - Leisure & Hospitality	81 - Other Services	92 - Public Administration	99 - Unclassified
Total	0.89														0.90	
Laramie	0.91														0.91	


 < .95 cents/dollar


 > 1.05 cents/dollar

**Appendix Table 2.1: Women's Wages Compared to Men's (Cents on the Dollar)
in Wyoming by Selected Variable, 2016**

Occupation: 292034 : Radiologic Technologists and Technicians

County	Total	11 - Agriculture, Forestry, Fishing, & Hunting	21 - Mining	23 - Construction	31,32 &,33 - Manufacturing	42,48,49 &,22 - Wholesale Trade, Transportation, Utilities, & Warehousing	44 & 45 - Retail Trade	51 - Information	52 & 53 - Financial Activities	54 & 55 - Professional & Business Services	61 - Educational Services	62 - Health Services	71 & 72 - Leisure & Hospitality	81 - Other Services	92 - Public Administration	99 - Unclassified
Total	0.88						1.09			0.81		0.88			0.81	
Albany	0.90											0.79				
Campbell	0.93											0.98				
Fremont	0.66											0.72				
Laramie	0.98											0.95				
Lincoln	0.85											0.90				
Natrona	0.93											0.97				
Park	0.81											0.84				
Teton	0.84											0.85				
Uinta	0.78											0.86				


 < .95 cents/dollar

 > 1.05 cents/dollar

**Appendix Table 2.1: Women's Wages Compared to Men's (Cents on the Dollar)
in Wyoming by Selected Variable, 2016**

Occupation: 292041 : Emergency Medical Technicians and Paramedics

County	Total	11 - Agriculture, Forestry, Fishing, & Hunting	21 - Mining	23 - Construction	31,32 &,33 - Manufacturing	42,48,49 &,22 - Wholesale Trade, Transportation, Utilities, & Warehousing	44 & 45 - Retail Trade	51 - Information	52 & 53 - Financial Activities	54 & 55 - Professional & Business Services	61 - Educational Services	62 - Health Services	71 & 72 - Leisure & Hospitality	81 - Other Services	92 - Public Administration	99 - Unclassified
Total	1.06															


 < .95 cents/dollar

 > 1.05 cents/dollar

**Appendix Table 2.1: Women's Wages Compared to Men's (Cents on the Dollar)
in Wyoming by Selected Variable, 2016**

Occupation: 292052 : Pharmacy Technicians

County	Total	11 - Agriculture, Forestry, Fishing, & Hunting	21 - Mining	23 - Construction	31,32 &,33 - Manufacturing	42,48,49 &,22 - Wholesale Trade, Transportation, Utilities, & Warehousing	44 & 45 - Retail Trade	51 - Information	52 & 53 - Financial Activities	54 & 55 - Professional & Business Services	61 - Educational Services	62 - Health Services	71 & 72 - Leisure & Hospitality	81 - Other Services	92 - Public Administration	99 - Unclassified
Total	1.00			1.04		0.87	1.02		1.04	0.87	1.00	1.01	0.95			
Albany	1.08						1.15									
Fremont	1.07						0.99									
Laramie	1.01						1.03			0.84		1.02				
Natrona	0.99						0.98					1.12				
Park	1.11															
Sheridan	0.83						0.95									
Teton	0.99						1.00									


 < .95 cents/dollar


 > 1.05 cents/dollar

**Appendix Table 2.1: Women's Wages Compared to Men's (Cents on the Dollar)
in Wyoming by Selected Variable, 2016**

Occupation: 292061 : Licensed Practical and Licensed Vocational Nurses

County	Total	11 - Agriculture, Forestry, Fishing, & Hunting	21 - Mining	23 - Construction	31,32 &,33 - Manufacturing	42,48,49 &,22 - Wholesale Trade, Transportation, Utilities, & Warehousing	44 & 45 - Retail Trade	51 - Information	52 & 53 - Financial Activities	54 & 55 - Professional & Business Services	61 - Educational Services	62 - Health Services	71 & 72 - Leisure & Hospitality	81 - Other Services	92 - Public Administration	99 - Unclassified
Total	0.96						1.02			1.04		0.95			0.91	
Albany	1.15															
Big Horn	0.96															
Campbell	0.98											0.95				
Laramie	0.97											0.96				
Natrona	0.92											0.87				
Park	0.84															
Sheridan	0.99											0.99				
Teton	1.05															
Uinta	1.08														1.04	


 < .95 cents/dollar

 > 1.05 cents/dollar

**Appendix Table 2.1: Women's Wages Compared to Men's (Cents on the Dollar)
in Wyoming by Selected Variable, 2016**

Occupation: 292092 : Hearing Aid Specialists

County	Total	11 - Agriculture, Forestry, Fishing, & Hunting	21 - Mining	23 - Construction	31,32 &,33 - Manufacturing	42,48,49 &,22 - Wholesale Trade, Transportation, Utilities, & Warehousing	44 & 45 - Retail Trade	51 - Information	52 & 53 - Financial Activities	54 & 55 - Professional & Business Services	61 - Educational Services	62 - Health Services	71 & 72 - Leisure & Hospitality	81 - Other Services	92 - Public Administration	99 - Unclassified
Total	0.97						1.03									


 < .95 cents/dollar

 > 1.05 cents/dollar

**Appendix Table 2.1: Women's Wages Compared to Men's (Cents on the Dollar)
in Wyoming by Selected Variable, 2016**

Occupation: 299011 : Occupational Health and Safety Specialists

County	Total	11 - Agriculture, Forestry, Fishing, & Hunting	21 - Mining	23 - Construction	31,32 &,33 - Manufacturing	42,48,49 &,22 - Wholesale Trade, Transportation, Utilities, & Warehousing	44 & 45 - Retail Trade	51 - Information	52 & 53 - Financial Activities	54 & 55 - Professional & Business Services	61 - Educational Services	62 - Health Services	71 & 72 - Leisure & Hospitality	81 - Other Services	92 - Public Administration	99 - Unclassified
Total	0.96														0.90	
Campbell	1.38															
Laramie	0.88														0.88	


 < .95 cents/dollar

 > 1.05 cents/dollar

**Appendix Table 2.1: Women's Wages Compared to Men's (Cents on the Dollar)
in Wyoming by Selected Variable, 2016**

Occupation: 299012 : Occupational Health and Safety Technicians

County	Total	11 - Agriculture, Forestry, Fishing, & Hunting	21 - Mining	23 - Construction	31,32 &,33 - Manufacturing	42,48,49 &,22 - Wholesale Trade, Transportation, Utilities, & Warehousing	44 & 45 - Retail Trade	51 - Information	52 & 53 - Financial Activities	54 & 55 - Professional & Business Services	61 - Educational Services	62 - Health Services	71 & 72 - Leisure & Hospitality	81 - Other Services	92 - Public Administration	99 - Unclassified
Total	0.81															


 < .95 cents/dollar

 > 1.05 cents/dollar

**Appendix Table 2.1: Women's Wages Compared to Men's (Cents on the Dollar)
in Wyoming by Selected Variable, 2016**

Occupation: 311011 : Home Health Aides

County	Total	11 - Agriculture, Forestry, Fishing, & Hunting	21 - Mining	23 - Construction	31,32 &,33 - Manufacturing	42,48,49 &,22 - Wholesale Trade, Transportation, Utilities, & Warehousing	44 & 45 - Retail Trade	51 - Information	52 & 53 - Financial Activities	54 & 55 - Professional & Business Services	61 - Educational Services	62 - Health Services	71 & 72 - Leisure & Hospitality	81 - Other Services	92 - Public Administration	99 - Unclassified
Total	1.00															


 < .95 cents/dollar


 > 1.05 cents/dollar

**Appendix Table 2.1: Women's Wages Compared to Men's (Cents on the Dollar)
in Wyoming by Selected Variable, 2016**

Occupation: 311014 : Nursing Assistants

County	Total	11 - Agriculture, Forestry, Fishing, & Hunting	21 - Mining	23 - Construction	31,32 &,33 - Manufacturing	42,48,49 &,22 - Wholesale Trade, Transportation, Utilities, & Warehousing	44 & 45 - Retail Trade	51 - Information	52 & 53 - Financial Activities	54 & 55 - Professional & Business Services	61 - Educational Services	62 - Health Services	71 & 72 - Leisure & Hospitality	81 - Other Services	92 - Public Administration	99 - Unclassified
Total	0.96		0.91	0.96	0.89	0.89	0.94	0.89	0.91	0.93	0.99	0.98	1.00	1.07	0.96	
Albany	0.93										0.94	0.94			0.91	
Big Horn	0.98											1.07				
Campbell	1.07											1.11				
Carbon	0.92											0.91				
Converse	0.96															
Fremont	0.97						0.93				1.09	1.01	0.92	1.05	0.97	
Goshen	0.98											0.95				
Hot Springs	0.95															
Johnson	0.90															
Laramie	0.97					0.90	0.96		0.79	0.88		0.96	1.07		0.96	
Lincoln	0.91						0.96					0.91				
Natrona	0.99			0.88			0.90			1.02		0.99	1.07	1.10		
Park	1.02						0.87					1.16				
Platte	0.91											0.93				
Sheridan	0.95						0.92					0.95				
Sublette	0.88															
Sweetwater	0.95											0.98				
Teton	0.97											1.00	0.87			
Uinta	0.90			0.98								0.97	1.11		0.97	
Washakie	1.15											1.07				


 < .95 cents/dollar

 > 1.05 cents/dollar

**Appendix Table 2.1: Women's Wages Compared to Men's (Cents on the Dollar)
in Wyoming by Selected Variable, 2016**

Occupation: 312021 : Physical Therapist Assistants

County	Total	11 - Agriculture, Forestry, Fishing, & Hunting	21 - Mining	23 - Construction	31,32 &,33 - Manufacturing	42,48,49 &,22 - Wholesale Trade, Transportation, Utilities, & Warehousing	44 & 45 - Retail Trade	51 - Information	52 & 53 - Financial Activities	54 & 55 - Professional & Business Services	61 - Educational Services	62 - Health Services	71 & 72 - Leisure & Hospitality	81 - Other Services	92 - Public Administration	99 - Unclassified
Total	0.99											1.00				
Laramie	0.98											1.00				
Natrona	0.96											0.91				


 < .95 cents/dollar

 > 1.05 cents/dollar

**Appendix Table 2.1: Women's Wages Compared to Men's (Cents on the Dollar)
in Wyoming by Selected Variable, 2016**

Occupation: 331011 : First-Line Supervisors of Correctional Officers

County	Total	11 - Agriculture, Forestry, Fishing, & Hunting	21 - Mining	23 - Construction	31,32 &,33 - Manufacturing	42,48,49 &,22 - Wholesale Trade, Transportation, Utilities, & Warehousing	44 & 45 - Retail Trade	51 - Information	52 & 53 - Financial Activities	54 & 55 - Professional & Business Services	61 - Educational Services	62 - Health Services	71 & 72 - Leisure & Hospitality	81 - Other Services	92 - Public Administration	99 - Unclassified
Total	0.99														0.98	
Carbon	0.99														0.98	
Niobrara	0.84															


 < .95 cents/dollar

 > 1.05 cents/dollar

**Appendix Table 2.1: Women's Wages Compared to Men's (Cents on the Dollar)
in Wyoming by Selected Variable, 2016**

Occupation: 331012 : First-Line Supervisors of Police and Detectives

County	Total	11 - Agriculture, Forestry, Fishing, & Hunting	21 - Mining	23 - Construction	31,32 &,33 - Manufacturing	42,48,49 &,22 - Wholesale Trade, Transportation, Utilities, & Warehousing	44 & 45 - Retail Trade	51 - Information	52 & 53 - Financial Activities	54 & 55 - Professional & Business Services	61 - Educational Services	62 - Health Services	71 & 72 - Leisure & Hospitality	81 - Other Services	92 - Public Administration	99 - Unclassified
Total	0.91														0.96	
Laramie	0.96															


 < .95 cents/dollar

 > 1.05 cents/dollar

**Appendix Table 2.1: Women's Wages Compared to Men's (Cents on the Dollar)
in Wyoming by Selected Variable, 2016**

Occupation: 332011 : Firefighters

County	Total	11 - Agriculture, Forestry, Fishing, & Hunting	21 - Mining	23 - Construction	31,32 &,33 - Manufacturing	42,48,49 &,22 - Wholesale Trade, Transportation, Utilities, & Warehousing	44 & 45 - Retail Trade	51 - Information	52 & 53 - Financial Activities	54 & 55 - Professional & Business Services	61 - Educational Services	62 - Health Services	71 & 72 - Leisure & Hospitality	81 - Other Services	92 - Public Administration	99 - Unclassified
Total	0.80														0.90	


 < .95 cents/dollar


 > 1.05 cents/dollar

**Appendix Table 2.1: Women's Wages Compared to Men's (Cents on the Dollar)
in Wyoming by Selected Variable, 2016**

Occupation: 333012 : Correctional Officers and Jailers

County	Total	11 - Agriculture, Forestry, Fishing, & Hunting	21 - Mining	23 - Construction	31,32 &,33 - Manufacturing	42,48,49 &,22 - Wholesale Trade, Transportation, Utilities, & Warehousing	44 & 45 - Retail Trade	51 - Information	52 & 53 - Financial Activities	54 & 55 - Professional & Business Services	61 - Educational Services	62 - Health Services	71 & 72 - Leisure & Hospitality	81 - Other Services	92 - Public Administration	99 - Unclassified
Total	0.91					0.88	0.87					0.92	1.01		0.95	
Albany	0.91														0.96	
Campbell	0.83															
Carbon	0.92						0.84								0.96	
Converse	0.80														0.80	
Fremont	0.91														0.96	
Goshen	0.99														1.03	
Laramie	0.76														0.85	
Natrona	1.00															
Niobrara	0.90														0.94	
Platte	0.79															
Sweetwater	0.80														0.83	
Weston	0.87														0.93	


 < .95 cents/dollar


 > 1.05 cents/dollar

**Appendix Table 2.1: Women's Wages Compared to Men's (Cents on the Dollar)
in Wyoming by Selected Variable, 2016**

Occupation: 333021 : Detectives and Criminal Investigators

County	Total	11 - Agriculture, Forestry, Fishing, & Hunting	21 - Mining	23 - Construction	31,32 &,33 - Manufacturing	42,48,49 &,22 - Wholesale Trade, Transportation, Utilities, & Warehousing	44 & 45 - Retail Trade	51 - Information	52 & 53 - Financial Activities	54 & 55 - Professional & Business Services	61 - Educational Services	62 - Health Services	71 & 72 - Leisure & Hospitality	81 - Other Services	92 - Public Administration	99 - Unclassified
Total	0.81														0.80	
Fremont	0.68														0.67	
Laramie	0.81														0.81	
Natrona	0.84														0.81	


 < .95 cents/dollar

 > 1.05 cents/dollar

**Appendix Table 2.1: Women's Wages Compared to Men's (Cents on the Dollar)
in Wyoming by Selected Variable, 2016**

Occupation: 333031 : Fish and Game Wardens

County	Total	11 - Agriculture, Forestry, Fishing, & Hunting	21 - Mining	23 - Construction	31,32 &,33 - Manufacturing	42,48,49 &,22 - Wholesale Trade, Transportation, Utilities, & Warehousing	44 & 45 - Retail Trade	51 - Information	52 & 53 - Financial Activities	54 & 55 - Professional & Business Services	61 - Educational Services	62 - Health Services	71 & 72 - Leisure & Hospitality	81 - Other Services	92 - Public Administration	99 - Unclassified
Total	1.03														1.01	


 < .95 cents/dollar

 > 1.05 cents/dollar

**Appendix Table 2.1: Women's Wages Compared to Men's (Cents on the Dollar)
in Wyoming by Selected Variable, 2016**

Occupation: 333051 : Police and Sheriff's Patrol Officers

County	Total	11 - Agriculture, Forestry, Fishing, & Hunting	21 - Mining	23 - Construction	31,32 &,33 - Manufacturing	42,48,49 &,22 - Wholesale Trade, Transportation, Utilities, & Warehousing	44 & 45 - Retail Trade	51 - Information	52 & 53 - Financial Activities	54 & 55 - Professional & Business Services	61 - Educational Services	62 - Health Services	71 & 72 - Leisure & Hospitality	81 - Other Services	92 - Public Administration	99 - Unclassified
Total	1.03														1.01	
Sweetwater	0.86														0.92	


 < .95 cents/dollar

 > 1.05 cents/dollar

**Appendix Table 2.1: Women's Wages Compared to Men's (Cents on the Dollar)
in Wyoming by Selected Variable, 2016**

Occupation: 339032 : Security Guards

County	Total	11 - Agriculture, Forestry, Fishing, & Hunting	21 - Mining	23 - Construction	31,32 &,33 - Manufacturing	42,48,49 &,22 - Wholesale Trade, Transportation, Utilities, & Warehousing	44 & 45 - Retail Trade	51 - Information	52 & 53 - Financial Activities	54 & 55 - Professional & Business Services	61 - Educational Services	62 - Health Services	71 & 72 - Leisure & Hospitality	81 - Other Services	92 - Public Administration	99 - Unclassified
Total	0.91									0.93			0.80		0.97	
Laramie	0.87															
Natrona	1.04															
Sheridan	1.00															
Sweetwater	0.73															
Uinta	0.97														0.98	


 < .95 cents/dollar

 > 1.05 cents/dollar

**Appendix Table 2.1: Women's Wages Compared to Men's (Cents on the Dollar)
in Wyoming by Selected Variable, 2016**

Occupation: 339091 : Crossing Guards

County	Total	11 - Agriculture, Forestry, Fishing, & Hunting	21 - Mining	23 - Construction	31,32 &,33 - Manufacturing	42,48,49 &,22 - Wholesale Trade, Transportation, Utilities, & Warehousing	44 & 45 - Retail Trade	51 - Information	52 & 53 - Financial Activities	54 & 55 - Professional & Business Services	61 - Educational Services	62 - Health Services	71 & 72 - Leisure & Hospitality	81 - Other Services	92 - Public Administration	99 - Unclassified
Total	0.91															


 < .95 cents/dollar

 > 1.05 cents/dollar

**Appendix Table 2.1: Women's Wages Compared to Men's (Cents on the Dollar)
in Wyoming by Selected Variable, 2016**

Occupation: 339092 : Lifeguards, Ski Patrol, and Other Recreational Protective Service Workers

County	Total	11 - Agriculture, Forestry, Fishing, & Hunting	21 - Mining	23 - Construction	31,32 &,33 - Manufacturing	42,48,49 &,22 - Wholesale Trade, Transportation, Utilities, & Warehousing	44 & 45 - Retail Trade	51 - Information	52 & 53 - Financial Activities	54 & 55 - Professional & Business Services	61 - Educational Services	62 - Health Services	71 & 72 - Leisure & Hospitality	81 - Other Services	92 - Public Administration	99 - Unclassified
Total	1.11										1.15		0.92			
Fremont	1.15										1.12					


 < .95 cents/dollar


 > 1.05 cents/dollar

**Appendix Table 2.1: Women's Wages Compared to Men's (Cents on the Dollar)
in Wyoming by Selected Variable, 2016**

Occupation: 339093 : Transportation Security Screeners

County	Total	11 - Agriculture, Forestry, Fishing, & Hunting	21 - Mining	23 - Construction	31,32 &,33 - Manufacturing	42,48,49 &,22 - Wholesale Trade, Transportation, Utilities, & Warehousing	44 & 45 - Retail Trade	51 - Information	52 & 53 - Financial Activities	54 & 55 - Professional & Business Services	61 - Educational Services	62 - Health Services	71 & 72 - Leisure & Hospitality	81 - Other Services	92 - Public Administration	99 - Unclassified
Total	1.00										1.03					
Albany	1.02										1.00					
Campbell	1.06										1.01					
Fremont	1.09										1.09					
Hot Springs	0.97										0.98					
Sweetwater	0.99										1.03					


 < .95 cents/dollar

 > 1.05 cents/dollar

**Appendix Table 2.1: Women's Wages Compared to Men's (Cents on the Dollar)
in Wyoming by Selected Variable, 2016**

Occupation: 339099 : Protective Service Workers, All Other

County	Total	11 - Agriculture, Forestry, Fishing, & Hunting	21 - Mining	23 - Construction	31,32 &,33 - Manufacturing	42,48,49 &,22 - Wholesale Trade, Transportation, Utilities, & Warehousing	44 & 45 - Retail Trade	51 - Information	52 & 53 - Financial Activities	54 & 55 - Professional & Business Services	61 - Educational Services	62 - Health Services	71 & 72 - Leisure & Hospitality	81 - Other Services	92 - Public Administration	99 - Unclassified
Total	1.03						1.03				1.09	0.94			0.86	
Albany	1.02										1.06					
Campbell	0.89										0.99					
Fremont	0.89															
Hot Springs	1.02															
Laramie	0.82															
Natrona	1.06										1.04					
Platte	0.64															


 < .95 cents/dollar

 > 1.05 cents/dollar

**Appendix Table 2.1: Women's Wages Compared to Men's (Cents on the Dollar)
in Wyoming by Selected Variable, 2016**

Occupation: 351012 : First-Line Supervisors of Food Preparation and Serving Workers

County	Total	11 - Agriculture, Forestry, Fishing, & Hunting	21 - Mining	23 - Construction	31,32 &,33 - Manufacturing	42,48,49 &,22 - Wholesale Trade, Transportation, Utilities, & Warehousing	44 & 45 - Retail Trade	51 - Information	52 & 53 - Financial Activities	54 & 55 - Professional & Business Services	61 - Educational Services	62 - Health Services	71 & 72 - Leisure & Hospitality	81 - Other Services	92 - Public Administration	99 - Unclassified
Total	0.83												0.88		0.96	
Fremont	1.02															


 < .95 cents/dollar

 > 1.05 cents/dollar

**Appendix Table 2.1: Women's Wages Compared to Men's (Cents on the Dollar)
in Wyoming by Selected Variable, 2016**

Occupation: 352011 : Cooks, Fast Food

County	Total	11 - Agriculture, Forestry, Fishing, & Hunting	21 - Mining	23 - Construction	31,32 &,33 - Manufacturing	42,48,49 &,22 - Wholesale Trade, Transportation, Utilities, & Warehousing	44 & 45 - Retail Trade	51 - Information	52 & 53 - Financial Activities	54 & 55 - Professional & Business Services	61 - Educational Services	62 - Health Services	71 & 72 - Leisure & Hospitality	81 - Other Services	92 - Public Administration	99 - Unclassified
Total	1.03												0.99			


 < .95 cents/dollar


 > 1.05 cents/dollar

**Appendix Table 2.1: Women's Wages Compared to Men's (Cents on the Dollar)
in Wyoming by Selected Variable, 2016**

Occupation: 352012 : Cooks, Institution and Cafeteria

County	Total	11 - Agriculture, Forestry, Fishing, & Hunting	21 - Mining	23 - Construction	31,32 &,33 - Manufacturing	42,48,49 &,22 - Wholesale Trade, Transportation, Utilities, & Warehousing	44 & 45 - Retail Trade	51 - Information	52 & 53 - Financial Activities	54 & 55 - Professional & Business Services	61 - Educational Services	62 - Health Services	71 & 72 - Leisure & Hospitality	81 - Other Services	92 - Public Administration	99 - Unclassified
Total	0.92										1.02		0.89		0.96	
Carbon	0.87															
Fremont	0.93														0.97	
Goshen	0.84														0.94	
Johnson	0.90															
Laramie	0.82															
Natrona	1.00															
Sheridan	1.00										0.99					
Sweetwater	0.90										0.96					
Uinta	0.93															


 < .95 cents/dollar

 > 1.05 cents/dollar

**Appendix Table 2.1: Women's Wages Compared to Men's (Cents on the Dollar)
in Wyoming by Selected Variable, 2016**

Occupation: 352014 : Cooks, Restaurant

County	Total	11 - Agriculture, Forestry, Fishing, & Hunting	21 - Mining	23 - Construction	31,32 &,33 - Manufacturing	42,48,49 &,22 - Wholesale Trade, Transportation, Utilities, & Warehousing	44 & 45 - Retail Trade	51 - Information	52 & 53 - Financial Activities	54 & 55 - Professional & Business Services	61 - Educational Services	62 - Health Services	71 & 72 - Leisure & Hospitality	81 - Other Services	92 - Public Administration	99 - Unclassified
Total	1.00												1.10			


 < .95 cents/dollar

 > 1.05 cents/dollar

**Appendix Table 2.1: Women's Wages Compared to Men's (Cents on the Dollar)
in Wyoming by Selected Variable, 2016**

Occupation: 352015 : Cooks, Short Order

County	Total	11 - Agriculture, Forestry, Fishing, & Hunting	21 - Mining	23 - Construction	31,32 &,33 - Manufacturing	42,48,49 &,22 - Wholesale Trade, Transportation, Utilities, & Warehousing	44 & 45 - Retail Trade	51 - Information	52 & 53 - Financial Activities	54 & 55 - Professional & Business Services	61 - Educational Services	62 - Health Services	71 & 72 - Leisure & Hospitality	81 - Other Services	92 - Public Administration	99 - Unclassified
Total	0.94															


 < .95 cents/dollar

 > 1.05 cents/dollar

**Appendix Table 2.1: Women's Wages Compared to Men's (Cents on the Dollar)
in Wyoming by Selected Variable, 2016**

Occupation: 352021 : Food Preparation Workers

County	Total	11 - Agriculture, Forestry, Fishing, & Hunting	21 - Mining	23 - Construction	31,32 &,33 - Manufacturing	42,48,49 &,22 - Wholesale Trade, Transportation, Utilities, & Warehousing	44 & 45 - Retail Trade	51 - Information	52 & 53 - Financial Activities	54 & 55 - Professional & Business Services	61 - Educational Services	62 - Health Services	71 & 72 - Leisure & Hospitality	81 - Other Services	92 - Public Administration	99 - Unclassified
Total	1.01						1.02						0.96		0.97	
Natrona	0.87															


 < .95 cents/dollar

 > 1.05 cents/dollar

**Appendix Table 2.1: Women's Wages Compared to Men's (Cents on the Dollar)
in Wyoming by Selected Variable, 2016**

Occupation: 353011 : Bartenders

County	Total	11 - Agriculture, Forestry, Fishing, & Hunting	21 - Mining	23 - Construction	31,32 &,33 - Manufacturing	42,48,49 &,22 - Wholesale Trade, Transportation, Utilities, & Warehousing	44 & 45 - Retail Trade	51 - Information	52 & 53 - Financial Activities	54 & 55 - Professional & Business Services	61 - Educational Services	62 - Health Services	71 & 72 - Leisure & Hospitality	81 - Other Services	92 - Public Administration	99 - Unclassified
Total	1.03												1.12			
Laramie	1.21															


 < .95 cents/dollar


 > 1.05 cents/dollar

**Appendix Table 2.1: Women's Wages Compared to Men's (Cents on the Dollar)
in Wyoming by Selected Variable, 2016**

Occupation: 353021 : Combined Food Preparation and Serving Workers, Including Fast Food

County	Total	11 - Agriculture, Forestry, Fishing, & Hunting	21 - Mining	23 - Construction	31,32 &,33 - Manufacturing	42,48,49 &,22 - Wholesale Trade, Transportation, Utilities, & Warehousing	44 & 45 - Retail Trade	51 - Information	52 & 53 - Financial Activities	54 & 55 - Professional & Business Services	61 - Educational Services	62 - Health Services	71 & 72 - Leisure & Hospitality	81 - Other Services	92 - Public Administration	99 - Unclassified
Total	1.04						1.02						1.03		0.97	
Campbell	0.96															
Johnson	1.10															
Laramie	1.01						1.01						1.08			
Natrona	0.98												0.95			
Sweetwater	1.03															
Uinta	1.00														0.97	


 < .95 cents/dollar

 > 1.05 cents/dollar

**Appendix Table 2.1: Women's Wages Compared to Men's (Cents on the Dollar)
in Wyoming by Selected Variable, 2016**

Occupation: 353022 : Counter Attendants, Cafeteria, Food Concession, and Coffee Shop

County	Total	11 - Agriculture, Forestry, Fishing, & Hunting	21 - Mining	23 - Construction	31, 32 &, 33 - Manufacturing	42, 48, 49 &, 22 - Wholesale Trade, Transportation, Utilities, & Warehousing	44 & 45 - Retail Trade	51 - Information	52 & 53 - Financial Activities	54 & 55 - Professional & Business Services	61 - Educational Services	62 - Health Services	71 & 72 - Leisure & Hospitality	81 - Other Services	92 - Public Administration	99 - Unclassified
Total	1.05						1.02	1.05					1.01			
Natrona	1.03															


 < .95 cents/dollar

 > 1.05 cents/dollar

**Appendix Table 2.1: Women's Wages Compared to Men's (Cents on the Dollar)
in Wyoming by Selected Variable, 2016**

Occupation: 353031 : Waiters and Waitresses

County	Total	11 - Agriculture, Forestry, Fishing, & Hunting	21 - Mining	23 - Construction	31,32 &,33 - Manufacturing	42,48,49 &,22 - Wholesale Trade, Transportation, Utilities, & Warehousing	44 & 45 - Retail Trade	51 - Information	52 & 53 - Financial Activities	54 & 55 - Professional & Business Services	61 - Educational Services	62 - Health Services	71 & 72 - Leisure & Hospitality	81 - Other Services	92 - Public Administration	99 - Unclassified
Total	0.97						0.95						0.99			
Albany	0.96												1.10			
Laramie	0.85												0.85			
Natrona	0.96															


 < .95 cents/dollar

 > 1.05 cents/dollar

**Appendix Table 2.1: Women's Wages Compared to Men's (Cents on the Dollar)
in Wyoming by Selected Variable, 2016**

Occupation: 359011 : Dining Room and Cafeteria Attendants and Bartender Helpers

County	Total	11 - Agriculture, Forestry, Fishing, & Hunting	21 - Mining	23 - Construction	31,32 &,33 - Manufacturing	42,48,49 &,22 - Wholesale Trade, Transportation, Utilities, & Warehousing	44 & 45 - Retail Trade	51 - Information	52 & 53 - Financial Activities	54 & 55 - Professional & Business Services	61 - Educational Services	62 - Health Services	71 & 72 - Leisure & Hospitality	81 - Other Services	92 - Public Administration	99 - Unclassified
Total	0.90												0.92			


 < .95 cents/dollar

 > 1.05 cents/dollar

**Appendix Table 2.1: Women's Wages Compared to Men's (Cents on the Dollar)
in Wyoming by Selected Variable, 2016**

Occupation: 359021 : Dishwashers

County	Total	11 - Agriculture, Forestry, Fishing, & Hunting	21 - Mining	23 - Construction	31,32 &,33 - Manufacturing	42,48,49 &,22 - Wholesale Trade, Transportation, Utilities, & Warehousing	44 & 45 - Retail Trade	51 - Information	52 & 53 - Financial Activities	54 & 55 - Professional & Business Services	61 - Educational Services	62 - Health Services	71 & 72 - Leisure & Hospitality	81 - Other Services	92 - Public Administration	99 - Unclassified
Total	0.97												0.96			


 < .95 cents/dollar


 > 1.05 cents/dollar

**Appendix Table 2.1: Women's Wages Compared to Men's (Cents on the Dollar)
in Wyoming by Selected Variable, 2016**

Occupation: 371011 : First-Line Supervisors of Housekeeping and Janitorial Workers

County	Total	11 - Agriculture, Forestry, Fishing, & Hunting	21 - Mining	23 - Construction	31,32 &,33 - Manufacturing	42,48,49 &,22 - Wholesale Trade, Transportation, Utilities, & Warehousing	44 & 45 - Retail Trade	51 - Information	52 & 53 - Financial Activities	54 & 55 - Professional & Business Services	61 - Educational Services	62 - Health Services	71 & 72 - Leisure & Hospitality	81 - Other Services	92 - Public Administration	99 - Unclassified
Total	0.91										0.94					0.90
Campbell	0.92										0.95					
Converse	0.77															
Goshen	0.81															
Laramie	0.62										0.63					
Natrona	1.03										1.02					


 < .95 cents/dollar

 > 1.05 cents/dollar

**Appendix Table 2.1: Women's Wages Compared to Men's (Cents on the Dollar)
in Wyoming by Selected Variable, 2016**

Occupation: 371012 : First-Line Supervisors of Landscaping, Lawn Service, and Groundsk

County	Total	11 - Agriculture, Forestry, Fishing, & Hunting	21 - Mining	23 - Construction	31,32 &,33 - Manufacturing	42,48,49 &,22 - Wholesale Trade, Transportation, Utilities, & Warehousing	44 & 45 - Retail Trade	51 - Information	52 & 53 - Financial Activities	54 & 55 - Professional & Business Services	61 - Educational Services	62 - Health Services	71 & 72 - Leisure & Hospitality	81 - Other Services	92 - Public Administration	99 - Unclassified
Total	0.99														0.91	


 < .95 cents/dollar


 > 1.05 cents/dollar

**Appendix Table 2.1: Women's Wages Compared to Men's (Cents on the Dollar)
in Wyoming by Selected Variable, 2016**

Occupation: 372011 : Janitors and Cleaners, Except Maids and Housekeeping Cleaners

County	Total	11 - Agriculture, Forestry, Fishing, & Hunting	21 - Mining	23 - Construction	31,32 &,33 - Manufacturing	42,48,49 &,22 - Wholesale Trade, Transportation, Utilities, & Warehousing	44 & 45 - Retail Trade	51 - Information	52 & 53 - Financial Activities	54 & 55 - Professional & Business Services	61 - Educational Services	62 - Health Services	71 & 72 - Leisure & Hospitality	81 - Other Services	92 - Public Administration	99 - Unclassified
Total	0.95		0.81	1.00		0.85	0.93		0.93	0.99	0.98	0.97	0.87	1.00	0.88	
Albany	0.96										1.02					
Big Horn	0.89														0.82	
Campbell	1.01									1.17	1.01		1.05			
Carbon	0.96										1.00					
Converse	1.01										1.14					
Crook	0.94															
Fremont	0.91										0.99					
Goshen	0.95										0.99					
Hot Springs	0.94														0.90	
Johnson	0.92										1.11				0.79	
Laramie	0.96										0.99	1.13			0.90	
Lincoln	0.98										1.02					
Natrona	0.92									0.83	1.00					
Park	0.85										0.95					
Platte	0.96										1.04				0.66	
Sheridan	0.93										0.96					
Sweetwater	0.97										1.03					
Teton	0.98										0.98					
Uinta	0.99										1.08				0.94	
Weston	1.14															
WY	0.90															


 < .95 cents/dollar

 > 1.05 cents/dollar

**Appendix Table 2.1: Women's Wages Compared to Men's (Cents on the Dollar)
in Wyoming by Selected Variable, 2016**

Occupation: 372012 : Maids and Housekeeping Cleaners

County	Total	11 - Agriculture, Forestry, Fishing, & Hunting	21 - Mining	23 - Construction	31, 32 &, 33 - Manufacturing	42, 48, 49 &, 22 - Wholesale Trade, Transportation, Utilities, & Warehousing	44 & 45 - Retail Trade	51 - Information	52 & 53 - Financial Activities	54 & 55 - Professional & Business Services	61 - Educational Services	62 - Health Services	71 & 72 - Leisure & Hospitality	81 - Other Services	92 - Public Administration	99 - Unclassified
Total	1.02									1.14		1.09	1.00		0.88	
Fremont	0.83															
Laramie	1.11															
Uinta	0.93															


 < .95 cents/dollar


 > 1.05 cents/dollar

**Appendix Table 2.1: Women's Wages Compared to Men's (Cents on the Dollar)
in Wyoming by Selected Variable, 2016**

Occupation: 373011 : Landscaping and Groundskeeping Workers

County	Total	11 - Agriculture, Forestry, Fishing, & Hunting	21 - Mining	23 - Construction	31,32 &,33 - Manufacturing	42,48,49 &,22 - Wholesale Trade, Transportation, Utilities, & Warehousing	44 & 45 - Retail Trade	51 - Information	52 & 53 - Financial Activities	54 & 55 - Professional & Business Services	61 - Educational Services	62 - Health Services	71 & 72 - Leisure & Hospitality	81 - Other Services	92 - Public Administration	99 - Unclassified
Total	0.94						0.93		1.26	0.99	1.04	0.93	1.11		0.89	
Albany	0.91															
Big Horn	1.00															
Campbell	0.89															
Carbon	0.94															
Fremont	1.02														1.00	
Laramie	0.95														0.91	
Natrona	0.91															
Park	0.88															
Platte	0.93														0.92	
Sheridan	0.99															
Sweetwater	0.82															
Teton	1.05												1.16			
Uinta	0.90														0.86	


 < .95 cents/dollar

 > 1.05 cents/dollar

**Appendix Table 2.1: Women's Wages Compared to Men's (Cents on the Dollar)
in Wyoming by Selected Variable, 2016**

Occupation: 373012 : Pesticide Handlers, Sprayers, and Applicators, Vegetation

County	Total	11 - Agriculture, Forestry, Fishing, & Hunting	21 - Mining	23 - Construction	31,32 &,33 - Manufacturing	42,48,49 &,22 - Wholesale Trade, Transportation, Utilities, & Warehousing	44 & 45 - Retail Trade	51 - Information	52 & 53 - Financial Activities	54 & 55 - Professional & Business Services	61 - Educational Services	62 - Health Services	71 & 72 - Leisure & Hospitality	81 - Other Services	92 - Public Administration	99 - Unclassified
Total	0.84	0.82														


 < .95 cents/dollar

 > 1.05 cents/dollar

**Appendix Table 2.1: Women's Wages Compared to Men's (Cents on the Dollar)
in Wyoming by Selected Variable, 2016**

Occupation: 391021 : First-Line Supervisors of Personal Service Workers

County	Total	11 - Agriculture, Forestry, Fishing, & Hunting	21 - Mining	23 - Construction	31,32 &,33 - Manufacturing	42,48,49 &,22 - Wholesale Trade, Transportation, Utilities, & Warehousing	44 & 45 - Retail Trade	51 - Information	52 & 53 - Financial Activities	54 & 55 - Professional & Business Services	61 - Educational Services	62 - Health Services	71 & 72 - Leisure & Hospitality	81 - Other Services	92 - Public Administration	99 - Unclassified
Total	0.83													0.91		


 < .95 cents/dollar

 > 1.05 cents/dollar

**Appendix Table 2.1: Women's Wages Compared to Men's (Cents on the Dollar)
in Wyoming by Selected Variable, 2016**

Occupation: 392021 : Nonfarm Animal Caretakers

County	Total	11 - Agriculture, Forestry, Fishing, & Hunting	21 - Mining	23 - Construction	31,32 &,33 - Manufacturing	42,48,49 &,22 - Wholesale Trade, Transportation, Utilities, & Warehousing	44 & 45 - Retail Trade	51 - Information	52 & 53 - Financial Activities	54 & 55 - Professional & Business Services	61 - Educational Services	62 - Health Services	71 & 72 - Leisure & Hospitality	81 - Other Services	92 - Public Administration	99 - Unclassified
Total	0.91															
Laramie	1.03															


 < .95 cents/dollar


 > 1.05 cents/dollar

**Appendix Table 2.1: Women's Wages Compared to Men's (Cents on the Dollar)
in Wyoming by Selected Variable, 2016**

Occupation: 393091 : Amusement and Recreation Attendants

County	Total	11 - Agriculture, Forestry, Fishing, & Hunting	21 - Mining	23 - Construction	31,32 &,33 - Manufacturing	42,48,49 &,22 - Wholesale Trade, Transportation, Utilities, & Warehousing	44 & 45 - Retail Trade	51 - Information	52 & 53 - Financial Activities	54 & 55 - Professional & Business Services	61 - Educational Services	62 - Health Services	71 & 72 - Leisure & Hospitality	81 - Other Services	92 - Public Administration	99 - Unclassified
Total	0.96						0.89						1.00			
Campbell	0.88															
Fremont	0.90															
Laramie	0.88															
Natrona	0.97															
Sheridan	0.98															


 < .95 cents/dollar

 > 1.05 cents/dollar

**Appendix Table 2.1: Women's Wages Compared to Men's (Cents on the Dollar)
in Wyoming by Selected Variable, 2016**

Occupation: 397011 : Tour Guides and Escorts

County	Total	11 - Agriculture, Forestry, Fishing, & Hunting	21 - Mining	23 - Construction	31,32 &,33 - Manufacturing	42,48,49 &,22 - Wholesale Trade, Transportation, Utilities, & Warehousing	44 & 45 - Retail Trade	51 - Information	52 & 53 - Financial Activities	54 & 55 - Professional & Business Services	61 - Educational Services	62 - Health Services	71 & 72 - Leisure & Hospitality	81 - Other Services	92 - Public Administration	99 - Unclassified
Total	0.56															


 < .95 cents/dollar

 > 1.05 cents/dollar

**Appendix Table 2.1: Women's Wages Compared to Men's (Cents on the Dollar)
in Wyoming by Selected Variable, 2016**

Occupation: 397012 : Travel Guides

County	Total	11 - Agriculture, Forestry, Fishing, & Hunting	21 - Mining	23 - Construction	31,32 &,33 - Manufacturing	42,48,49 &,22 - Wholesale Trade, Transportation, Utilities, & Warehousing	44 & 45 - Retail Trade	51 - Information	52 & 53 - Financial Activities	54 & 55 - Professional & Business Services	61 - Educational Services	62 - Health Services	71 & 72 - Leisure & Hospitality	81 - Other Services	92 - Public Administration	99 - Unclassified
Total	0.94												0.87			
Teton	0.96												0.87			


 < .95 cents/dollar

 > 1.05 cents/dollar

**Appendix Table 2.1: Women's Wages Compared to Men's (Cents on the Dollar)
in Wyoming by Selected Variable, 2016**

Occupation: 399011 : Childcare Workers

County	Total	11 - Agriculture, Forestry, Fishing, & Hunting	21 - Mining	23 - Construction	31,32 &,33 - Manufacturing	42,48,49 &,22 - Wholesale Trade, Transportation, Utilities, & Warehousing	44 & 45 - Retail Trade	51 - Information	52 & 53 - Financial Activities	54 & 55 - Professional & Business Services	61 - Educational Services	62 - Health Services	71 & 72 - Leisure & Hospitality	81 - Other Services	92 - Public Administration	99 - Unclassified
Total	0.89											0.84				


 < .95 cents/dollar

 > 1.05 cents/dollar

**Appendix Table 2.1: Women's Wages Compared to Men's (Cents on the Dollar)
in Wyoming by Selected Variable, 2016**

Occupation: 399021 : Personal Care Aides

County	Total	11 - Agriculture, Forestry, Fishing, & Hunting	21 - Mining	23 - Construction	31,32 &,33 - Manufacturing	42,48,49 &,22 - Wholesale Trade, Transportation, Utilities, & Warehousing	44 & 45 - Retail Trade	51 - Information	52 & 53 - Financial Activities	54 & 55 - Professional & Business Services	61 - Educational Services	62 - Health Services	71 & 72 - Leisure & Hospitality	81 - Other Services	92 - Public Administration	99 - Unclassified
Total	1.03											1.02				


 < .95 cents/dollar

 > 1.05 cents/dollar

**Appendix Table 2.1: Women's Wages Compared to Men's (Cents on the Dollar)
in Wyoming by Selected Variable, 2016**

Occupation: 399031 : Fitness Trainers and Aerobics Instructors

County	Total	11 - Agriculture, Forestry, Fishing, & Hunting	21 - Mining	23 - Construction	31,32 &,33 - Manufacturing	42,48,49 &,22 - Wholesale Trade, Transportation, Utilities, & Warehousing	44 & 45 - Retail Trade	51 - Information	52 & 53 - Financial Activities	54 & 55 - Professional & Business Services	61 - Educational Services	62 - Health Services	71 & 72 - Leisure & Hospitality	81 - Other Services	92 - Public Administration	99 - Unclassified
Total	0.87															


 < .95 cents/dollar

 > 1.05 cents/dollar

Appendix Table 2.1: Women's Wages Compared to Men's (Cents on the Dollar) in Wyoming by Selected Variable, 2016

Occupation: 399032 : Recreation Workers

County	Total	11 - Agriculture, Forestry, Fishing, & Hunting	21 - Mining	23 - Construction	31, 32 &, 33 - Manufacturing	42, 48, 49 &, 22 - Wholesale Trade, Transportation, Utilities, & Warehousing	44 & 45 - Retail Trade	51 - Information	52 & 53 - Financial Activities	54 & 55 - Professional & Business Services	61 - Educational Services	62 - Health Services	71 & 72 - Leisure & Hospitality	81 - Other Services	92 - Public Administration	99 - Unclassified
Total	0.97															


 < .95 cents/dollar

 > 1.05 cents/dollar

**Appendix Table 2.1: Women's Wages Compared to Men's (Cents on the Dollar)
in Wyoming by Selected Variable, 2016**

Occupation: 399099 : Personal Care and Service Workers, All Other

County	Total	11 - Agriculture, Forestry, Fishing, & Hunting	21 - Mining	23 - Construction	31,32 &,33 - Manufacturing	42,48,49 &,22 - Wholesale Trade, Transportation, Utilities, & Warehousing	44 & 45 - Retail Trade	51 - Information	52 & 53 - Financial Activities	54 & 55 - Professional & Business Services	61 - Educational Services	62 - Health Services	71 & 72 - Leisure & Hospitality	81 - Other Services	92 - Public Administration	99 - Unclassified
Total	0.90															


 < .95 cents/dollar

 > 1.05 cents/dollar

**Appendix Table 2.1: Women's Wages Compared to Men's (Cents on the Dollar)
in Wyoming by Selected Variable, 2016**

Occupation: 411011 : First-Line Supervisors of Retail Sales Workers

County	Total	11 - Agriculture, Forestry, Fishing, & Hunting	21 - Mining	23 - Construction	31,32 &,33 - Manufacturing	42,48,49 &,22 - Wholesale Trade, Transportation, Utilities, & Warehousing	44 & 45 - Retail Trade	51 - Information	52 & 53 - Financial Activities	54 & 55 - Professional & Business Services	61 - Educational Services	62 - Health Services	71 & 72 - Leisure & Hospitality	81 - Other Services	92 - Public Administration	99 - Unclassified
Total	0.95						1.07									


 < .95 cents/dollar


 > 1.05 cents/dollar

**Appendix Table 2.1: Women's Wages Compared to Men's (Cents on the Dollar)
in Wyoming by Selected Variable, 2016**

Occupation: 412011 : Cashiers

County	Total	11 - Agriculture, Forestry, Fishing, & Hunting	21 - Mining	23 - Construction	31,32 &,33 - Manufacturing	42,48,49 &,22 - Wholesale Trade, Transportation, Utilities, & Warehousing	44 & 45 - Retail Trade	51 - Information	52 & 53 - Financial Activities	54 & 55 - Professional & Business Services	61 - Educational Services	62 - Health Services	71 & 72 - Leisure & Hospitality	81 - Other Services	92 - Public Administration	99 - Unclassified
Total	1.01						0.97						1.01			
Albany	0.89															
Carbon	0.95															
Laramie	1.01												1.05			
Natrona	1.00															
Park	1.08															
Sheridan	1.07															
Sweetwater	0.99															
Uinta	1.04															


 < .95 cents/dollar

 > 1.05 cents/dollar

**Appendix Table 2.1: Women's Wages Compared to Men's (Cents on the Dollar)
in Wyoming by Selected Variable, 2016**

Occupation: 412021 : Counter and Rental Clerks

County	Total	11 - Agriculture, Forestry, Fishing, & Hunting	21 - Mining	23 - Construction	31,32 &,33 - Manufacturing	42,48,49 &,22 - Wholesale Trade, Transportation, Utilities, & Warehousing	44 & 45 - Retail Trade	51 - Information	52 & 53 - Financial Activities	54 & 55 - Professional & Business Services	61 - Educational Services	62 - Health Services	71 & 72 - Leisure & Hospitality	81 - Other Services	92 - Public Administration	99 - Unclassified
Total	0.95					1.03	0.95		1.07				0.86			
Laramie	1.01															
Natrona	0.85															
Park	1.01															
Teton	1.06												1.07			


 < .95 cents/dollar

 > 1.05 cents/dollar

**Appendix Table 2.1: Women's Wages Compared to Men's (Cents on the Dollar)
in Wyoming by Selected Variable, 2016**

Occupation: 412022 : Parts Salespersons

County	Total	11 - Agriculture, Forestry, Fishing, & Hunting	21 - Mining	23 - Construction	31,32 &,33 - Manufacturing	42,48,49 &,22 - Wholesale Trade, Transportation, Utilities, & Warehousing	44 & 45 - Retail Trade	51 - Information	52 & 53 - Financial Activities	54 & 55 - Professional & Business Services	61 - Educational Services	62 - Health Services	71 & 72 - Leisure & Hospitality	81 - Other Services	92 - Public Administration	99 - Unclassified
Total	0.81						0.94									


 < .95 cents/dollar


 > 1.05 cents/dollar

**Appendix Table 2.1: Women's Wages Compared to Men's (Cents on the Dollar)
in Wyoming by Selected Variable, 2016**

Occupation: 412031 : Retail Salespersons

County	Total	11 - Agriculture, Forestry, Fishing, & Hunting	21 - Mining	23 - Construction	31,32 &,33 - Manufacturing	42,48,49 &,22 - Wholesale Trade, Transportation, Utilities, & Warehousing	44 & 45 - Retail Trade	51 - Information	52 & 53 - Financial Activities	54 & 55 - Professional & Business Services	61 - Educational Services	62 - Health Services	71 & 72 - Leisure & Hospitality	81 - Other Services	92 - Public Administration	99 - Unclassified
Total	0.93					0.97	0.89		0.95			0.89	1.03			
Albany	0.74															
Campbell	1.09															
Fremont	0.98															
Laramie	0.90						0.75		0.98							
Natrona	0.92						0.98									
Park	0.91						0.87									
Sheridan	0.90						0.94									
Sweetwater	0.86															
Teton	0.98						0.96						1.01			


 < .95 cents/dollar

 > 1.05 cents/dollar

**Appendix Table 2.1: Women's Wages Compared to Men's (Cents on the Dollar)
in Wyoming by Selected Variable, 2016**

Occupation: 413011 : Advertising Sales Agents

County	Total	11 - Agriculture, Forestry, Fishing, & Hunting	21 - Mining	23 - Construction	31,32 &,33 - Manufacturing	42,48,49 &,22 - Wholesale Trade, Transportation, Utilities, & Warehousing	44 & 45 - Retail Trade	51 - Information	52 & 53 - Financial Activities	54 & 55 - Professional & Business Services	61 - Educational Services	62 - Health Services	71 & 72 - Leisure & Hospitality	81 - Other Services	92 - Public Administration	99 - Unclassified
Total	0.64							0.60								


 < .95 cents/dollar

 > 1.05 cents/dollar

**Appendix Table 2.1: Women's Wages Compared to Men's (Cents on the Dollar)
in Wyoming by Selected Variable, 2016**

Occupation: 413021 : Insurance Sales Agents

County	Total	11 - Agriculture, Forestry, Fishing, & Hunting	21 - Mining	23 - Construction	31,32 &,33 - Manufacturing	42,48,49 &,22 - Wholesale Trade, Transportation, Utilities, & Warehousing	44 & 45 - Retail Trade	51 - Information	52 & 53 - Financial Activities	54 & 55 - Professional & Business Services	61 - Educational Services	62 - Health Services	71 & 72 - Leisure & Hospitality	81 - Other Services	92 - Public Administration	99 - Unclassified
Total	0.84								0.82							


 < .95 cents/dollar

 > 1.05 cents/dollar

**Appendix Table 2.1: Women's Wages Compared to Men's (Cents on the Dollar)
in Wyoming by Selected Variable, 2016**

Occupation: 413099 : Sales Representatives, Services, All Other

County	Total	11 - Agriculture, Forestry, Fishing, & Hunting	21 - Mining	23 - Construction	31,32 &,33 - Manufacturing	42,48,49 &,22 - Wholesale Trade, Transportation, Utilities, & Warehousing	44 & 45 - Retail Trade	51 - Information	52 & 53 - Financial Activities	54 & 55 - Professional & Business Services	61 - Educational Services	62 - Health Services	71 & 72 - Leisure & Hospitality	81 - Other Services	92 - Public Administration	99 - Unclassified
Total	0.51															


 < .95 cents/dollar

 > 1.05 cents/dollar

**Appendix Table 2.1: Women's Wages Compared to Men's (Cents on the Dollar)
in Wyoming by Selected Variable, 2016**

**Occupation: 414012 : Sales Representatives, Wholesale and Manufacturing, Except
Technical and Scientific Products**

County	Total	11 - Agriculture, Forestry, Fishing, & Hunting	21 - Mining	23 - Construction	31,32 &,33 - Manufacturing	42,48,49 &,22 - Wholesale Trade, Transportation, Utilities, & Warehousing	44 & 45 - Retail Trade	51 - Information	52 & 53 - Financial Activities	54 & 55 - Professional & Business Services	61 - Educational Services	62 - Health Services	71 & 72 - Leisure & Hospitality	81 - Other Services	92 - Public Administration	99 - Unclassified
Total	0.79					0.85										
Campbell	0.87					0.87										
Natrona	0.77															


 < .95 cents/dollar

 > 1.05 cents/dollar

**Appendix Table 2.1: Women's Wages Compared to Men's (Cents on the Dollar)
in Wyoming by Selected Variable, 2016**

Occupation: 431011 : First-Line Supervisors of Office and Administrative Support Work

County	Total	11 - Agriculture, Forestry, Fishing, & Hunting	21 - Mining	23 - Construction	31,32 &,33 - Manufacturing	42,48,49 &,22 - Wholesale Trade, Transportation, Utilities, & Warehousing	44 & 45 - Retail Trade	51 - Information	52 & 53 - Financial Activities	54 & 55 - Professional & Business Services	61 - Educational Services	62 - Health Services	71 & 72 - Leisure & Hospitality	81 - Other Services	92 - Public Administration	99 - Unclassified
Total	0.95														0.98	
Fremont	0.87														0.93	
Laramie	0.97														0.97	


 < .95 cents/dollar

 > 1.05 cents/dollar

**Appendix Table 2.1: Women's Wages Compared to Men's (Cents on the Dollar)
in Wyoming by Selected Variable, 2016**

Occupation: 433031 : Bookkeeping, Accounting, and Auditing Clerks

County	Total	11 - Agriculture, Forestry, Fishing, & Hunting	21 - Mining	23 - Construction	31,32 &,33 - Manufacturing	42,48,49 &,22 - Wholesale Trade, Transportation, Utilities, & Warehousing	44 & 45 - Retail Trade	51 - Information	52 & 53 - Financial Activities	54 & 55 - Professional & Business Services	61 - Educational Services	62 - Health Services	71 & 72 - Leisure & Hospitality	81 - Other Services	92 - Public Administration	99 - Unclassified
Total	0.98								1.09						1.01	
Campbell	1.03															
Laramie	1.00														1.01	
Uinta	0.88															


 < .95 cents/dollar

 > 1.05 cents/dollar

**Appendix Table 2.1: Women's Wages Compared to Men's (Cents on the Dollar)
in Wyoming by Selected Variable, 2016**

Occupation: 433071 : Tellers

County	Total	11 - Agriculture, Forestry, Fishing, & Hunting	21 - Mining	23 - Construction	31,32 &,33 - Manufacturing	42,48,49 &,22 - Wholesale Trade, Transportation, Utilities, & Warehousing	44 & 45 - Retail Trade	51 - Information	52 & 53 - Financial Activities	54 & 55 - Professional & Business Services	61 - Educational Services	62 - Health Services	71 & 72 - Leisure & Hospitality	81 - Other Services	92 - Public Administration	99 - Unclassified
Total	0.98								0.93							


 < .95 cents/dollar

 > 1.05 cents/dollar

**Appendix Table 2.1: Women's Wages Compared to Men's (Cents on the Dollar)
in Wyoming by Selected Variable, 2016**

Occupation: 434031 : Court, Municipal, and License Clerks

County	Total	11 - Agriculture, Forestry, Fishing, & Hunting	21 - Mining	23 - Construction	31,32 &,33 - Manufacturing	42,48,49 &,22 - Wholesale Trade, Transportation, Utilities, & Warehousing	44 & 45 - Retail Trade	51 - Information	52 & 53 - Financial Activities	54 & 55 - Professional & Business Services	61 - Educational Services	62 - Health Services	71 & 72 - Leisure & Hospitality	81 - Other Services	92 - Public Administration	99 - Unclassified
Total	0.99														1.01	
Laramie	0.93														0.99	


 < .95 cents/dollar

 > 1.05 cents/dollar

**Appendix Table 2.1: Women's Wages Compared to Men's (Cents on the Dollar)
in Wyoming by Selected Variable, 2016**

Occupation: 434051 : Customer Service Representatives

County	Total	11 - Agriculture, Forestry, Fishing, & Hunting	21 - Mining	23 - Construction	31,32 &,33 - Manufacturing	42,48,49 &,22 - Wholesale Trade, Transportation, Utilities, & Warehousing	44 & 45 - Retail Trade	51 - Information	52 & 53 - Financial Activities	54 & 55 - Professional & Business Services	61 - Educational Services	62 - Health Services	71 & 72 - Leisure & Hospitality	81 - Other Services	92 - Public Administration	99 - Unclassified
Total	1.01						1.07		1.01	1.31						
Laramie	1.01															
Natrona	1.07															


 < .95 cents/dollar


 > 1.05 cents/dollar

**Appendix Table 2.1: Women's Wages Compared to Men's (Cents on the Dollar)
in Wyoming by Selected Variable, 2016**

Occupation: 434061 : Eligibility Interviewers, Government Programs

County	Total	11 - Agriculture, Forestry, Fishing, & Hunting	21 - Mining	23 - Construction	31,32 &,33 - Manufacturing	42,48,49 &,22 - Wholesale Trade, Transportation, Utilities, & Warehousing	44 & 45 - Retail Trade	51 - Information	52 & 53 - Financial Activities	54 & 55 - Professional & Business Services	61 - Educational Services	62 - Health Services	71 & 72 - Leisure & Hospitality	81 - Other Services	92 - Public Administration	99 - Unclassified
Total	0.96											0.93			0.96	
Albany	1.10														1.08	
Laramie	0.97														0.96	
Natrona	0.99														1.02	


 < .95 cents/dollar

 > 1.05 cents/dollar

**Appendix Table 2.1: Women's Wages Compared to Men's (Cents on the Dollar)
in Wyoming by Selected Variable, 2016**

Occupation: 434081 : Hotel, Motel, and Resort Desk Clerks

County	Total	11 - Agriculture, Forestry, Fishing, & Hunting	21 - Mining	23 - Construction	31,32 &,33 - Manufacturing	42,48,49 &,22 - Wholesale Trade, Transportation, Utilities, & Warehousing	44 & 45 - Retail Trade	51 - Information	52 & 53 - Financial Activities	54 & 55 - Professional & Business Services	61 - Educational Services	62 - Health Services	71 & 72 - Leisure & Hospitality	81 - Other Services	92 - Public Administration	99 - Unclassified
Total	1.05												1.04			


 < .95 cents/dollar

 > 1.05 cents/dollar

**Appendix Table 2.1: Women's Wages Compared to Men's (Cents on the Dollar)
in Wyoming by Selected Variable, 2016**

Occupation: 434121 : Library Assistants, Clerical

County	Total	11 - Agriculture, Forestry, Fishing, & Hunting	21 - Mining	23 - Construction	31,32 &,33 - Manufacturing	42,48,49 &,22 - Wholesale Trade, Transportation, Utilities, & Warehousing	44 & 45 - Retail Trade	51 - Information	52 & 53 - Financial Activities	54 & 55 - Professional & Business Services	61 - Educational Services	62 - Health Services	71 & 72 - Leisure & Hospitality	81 - Other Services	92 - Public Administration	99 - Unclassified
Total	1.06										0.98					


 < .95 cents/dollar

 > 1.05 cents/dollar

**Appendix Table 2.1: Women's Wages Compared to Men's (Cents on the Dollar)
in Wyoming by Selected Variable, 2016**

Occupation: 434171 : Receptionists and Information Clerks

County	Total	11 - Agriculture, Forestry, Fishing, & Hunting	21 - Mining	23 - Construction	31,32 &,33 - Manufacturing	42,48,49 &,22 - Wholesale Trade, Transportation, Utilities, & Warehousing	44 & 45 - Retail Trade	51 - Information	52 & 53 - Financial Activities	54 & 55 - Professional & Business Services	61 - Educational Services	62 - Health Services	71 & 72 - Leisure & Hospitality	81 - Other Services	92 - Public Administration	99 - Unclassified
Total	0.98														0.91	
Laramie	0.97														0.93	


 < .95 cents/dollar

 > 1.05 cents/dollar

**Appendix Table 2.1: Women's Wages Compared to Men's (Cents on the Dollar)
in Wyoming by Selected Variable, 2016**

Occupation: 435031 : Police, Fire, and Ambulance Dispatchers

County	Total	11 - Agriculture, Forestry, Fishing, & Hunting	21 - Mining	23 - Construction	31,32 &,33 - Manufacturing	42,48,49 &,22 - Wholesale Trade, Transportation, Utilities, & Warehousing	44 & 45 - Retail Trade	51 - Information	52 & 53 - Financial Activities	54 & 55 - Professional & Business Services	61 - Educational Services	62 - Health Services	71 & 72 - Leisure & Hospitality	81 - Other Services	92 - Public Administration	99 - Unclassified
Total	1.01														1.02	
Laramie	1.04														0.97	


 < .95 cents/dollar

 > 1.05 cents/dollar

**Appendix Table 2.1: Women's Wages Compared to Men's (Cents on the Dollar)
in Wyoming by Selected Variable, 2016**

Occupation: 435032 : Dispatchers, Except Police, Fire, and Ambulance

County	Total	11 - Agriculture, Forestry, Fishing, & Hunting	21 - Mining	23 - Construction	31,32 &,33 - Manufacturing	42,48,49 &,22 - Wholesale Trade, Transportation, Utilities, & Warehousing	44 & 45 - Retail Trade	51 - Information	52 & 53 - Financial Activities	54 & 55 - Professional & Business Services	61 - Educational Services	62 - Health Services	71 & 72 - Leisure & Hospitality	81 - Other Services	92 - Public Administration	99 - Unclassified
Total	0.76															


 < .95 cents/dollar

 > 1.05 cents/dollar

**Appendix Table 2.1: Women's Wages Compared to Men's (Cents on the Dollar)
in Wyoming by Selected Variable, 2016**

Occupation: 435061 : Production, Planning, and Expediting Clerks

County	Total	11 - Agriculture, Forestry, Fishing, & Hunting	21 - Mining	23 - Construction	31,32 &,33 - Manufacturing	42,48,49 &,22 - Wholesale Trade, Transportation, Utilities, & Warehousing	44 & 45 - Retail Trade	51 - Information	52 & 53 - Financial Activities	54 & 55 - Professional & Business Services	61 - Educational Services	62 - Health Services	71 & 72 - Leisure & Hospitality	81 - Other Services	92 - Public Administration	99 - Unclassified
Total	0.93														0.91	
Laramie	0.93														0.93	


 < .95 cents/dollar

 > 1.05 cents/dollar

**Appendix Table 2.1: Women's Wages Compared to Men's (Cents on the Dollar)
in Wyoming by Selected Variable, 2016**

Occupation: 435071 : Shipping, Receiving, and Traffic Clerks

County	Total	11 - Agriculture, Forestry, Fishing, & Hunting	21 - Mining	23 - Construction	31,32 &,33 - Manufacturing	42,48,49 &,22 - Wholesale Trade, Transportation, Utilities, & Warehousing	44 & 45 - Retail Trade	51 - Information	52 & 53 - Financial Activities	54 & 55 - Professional & Business Services	61 - Educational Services	62 - Health Services	71 & 72 - Leisure & Hospitality	81 - Other Services	92 - Public Administration	99 - Unclassified
Total	0.91															
Laramie	0.87															


 < .95 cents/dollar

 > 1.05 cents/dollar

**Appendix Table 2.1: Women's Wages Compared to Men's (Cents on the Dollar)
in Wyoming by Selected Variable, 2016**

Occupation: 435081 : Stock Clerks and Order Fillers

County	Total	11 - Agriculture, Forestry, Fishing, & Hunting	21 - Mining	23 - Construction	31,32 &,33 - Manufacturing	42,48,49 &,22 - Wholesale Trade, Transportation, Utilities, & Warehousing	44 & 45 - Retail Trade	51 - Information	52 & 53 - Financial Activities	54 & 55 - Professional & Business Services	61 - Educational Services	62 - Health Services	71 & 72 - Leisure & Hospitality	81 - Other Services	92 - Public Administration	99 - Unclassified
Total	0.88					1.06	0.97						0.84		0.92	
Carbon	1.05															
Laramie	0.82															
Natrona	0.69															


 < .95 cents/dollar

 > 1.05 cents/dollar

**Appendix Table 2.1: Women's Wages Compared to Men's (Cents on the Dollar)
in Wyoming by Selected Variable, 2016**

Occupation: 436011 : Executive Secretaries and Executive Administrative Assistants

County	Total	11 - Agriculture, Forestry, Fishing, & Hunting	21 - Mining	23 - Construction	31,32 &,33 - Manufacturing	42,48,49 &,22 - Wholesale Trade, Transportation, Utilities, & Warehousing	44 & 45 - Retail Trade	51 - Information	52 & 53 - Financial Activities	54 & 55 - Professional & Business Services	61 - Educational Services	62 - Health Services	71 & 72 - Leisure & Hospitality	81 - Other Services	92 - Public Administration	99 - Unclassified
Total	1.04														1.03	
Laramie	1.04														1.06	


 < .95 cents/dollar


 > 1.05 cents/dollar

**Appendix Table 2.1: Women's Wages Compared to Men's (Cents on the Dollar)
in Wyoming by Selected Variable, 2016**

Occupation: 436014 : Secretaries and Administrative Assistants, Except Legal, Medical,

County	Total	11 - Agriculture, Forestry, Fishing, & Hunting	21 - Mining	23 - Construction	31,32 &,33 - Manufacturing	42,48,49 &,22 - Wholesale Trade, Transportation, Utilities, & Warehousing	44 & 45 - Retail Trade	51 - Information	52 & 53 - Financial Activities	54 & 55 - Professional & Business Services	61 - Educational Services	62 - Health Services	71 & 72 - Leisure & Hospitality	81 - Other Services	92 - Public Administration	99 - Unclassified
Total	0.96									0.86	0.94		1.00		0.95	
Albany	0.94															
Fremont	0.98										1.02					
Laramie	0.91														0.95	
Natrona	0.98										0.94					
Sheridan	0.90															


 < .95 cents/dollar

 > 1.05 cents/dollar

**Appendix Table 2.1: Women's Wages Compared to Men's (Cents on the Dollar)
in Wyoming by Selected Variable, 2016**

Occupation: 439051 : Mail Clerks and Mail Machine Operators, Except Postal Service

County	Total	11 - Agriculture, Forestry, Fishing, & Hunting	21 - Mining	23 - Construction	31,32 &,33 - Manufacturing	42,48,49 &,22 - Wholesale Trade, Transportation, Utilities, & Warehousing	44 & 45 - Retail Trade	51 - Information	52 & 53 - Financial Activities	54 & 55 - Professional & Business Services	61 - Educational Services	62 - Health Services	71 & 72 - Leisure & Hospitality	81 - Other Services	92 - Public Administration	99 - Unclassified
Total	0.97														1.05	
Laramie	1.00															


 < .95 cents/dollar

 > 1.05 cents/dollar

**Appendix Table 2.1: Women's Wages Compared to Men's (Cents on the Dollar)
in Wyoming by Selected Variable, 2016**

Occupation: 439061 : Office Clerks, General

County	Total	11 - Agriculture, Forestry, Fishing, & Hunting	21 - Mining	23 - Construction	31,32 &,33 - Manufacturing	42,48,49 &,22 - Wholesale Trade, Transportation, Utilities, & Warehousing	44 & 45 - Retail Trade	51 - Information	52 & 53 - Financial Activities	54 & 55 - Professional & Business Services	61 - Educational Services	62 - Health Services	71 & 72 - Leisure & Hospitality	81 - Other Services	92 - Public Administration	99 - Unclassified
Total	0.94					0.90	1.01		0.96	0.87	1.35	1.05	0.89		0.95	
Laramie	0.95								0.86	0.79					0.95	
Natrona	0.95															
Sheridan	1.00															
Teton	0.87															


 < .95 cents/dollar

 > 1.05 cents/dollar

**Appendix Table 2.1: Women's Wages Compared to Men's (Cents on the Dollar)
in Wyoming by Selected Variable, 2016**

Occupation: 439199 : Office and Administrative Support Workers, All Other

County	Total	11 - Agriculture, Forestry, Fishing, & Hunting	21 - Mining	23 - Construction	31,32 &,33 - Manufacturing	42,48,49 &,22 - Wholesale Trade, Transportation, Utilities, & Warehousing	44 & 45 - Retail Trade	51 - Information	52 & 53 - Financial Activities	54 & 55 - Professional & Business Services	61 - Educational Services	62 - Health Services	71 & 72 - Leisure & Hospitality	81 - Other Services	92 - Public Administration	99 - Unclassified
Total	1.23															


 < .95 cents/dollar

 > 1.05 cents/dollar

**Appendix Table 2.1: Women's Wages Compared to Men's (Cents on the Dollar)
in Wyoming by Selected Variable, 2016**

Occupation: 452091 : Agricultural Equipment Operators

County	Total	11 - Agriculture, Forestry, Fishing, & Hunting	21 - Mining	23 - Construction	31,32 &,33 - Manufacturing	42,48,49 &,22 - Wholesale Trade, Transportation, Utilities, & Warehousing	44 & 45 - Retail Trade	51 - Information	52 & 53 - Financial Activities	54 & 55 - Professional & Business Services	61 - Educational Services	62 - Health Services	71 & 72 - Leisure & Hospitality	81 - Other Services	92 - Public Administration	99 - Unclassified
Total	1.06															


 < .95 cents/dollar

 > 1.05 cents/dollar

**Appendix Table 2.1: Women's Wages Compared to Men's (Cents on the Dollar)
in Wyoming by Selected Variable, 2016**

Occupation: 452092 : Farmworkers and Laborers, Crop, Nursery, and Greenhouse

County	Total	11 - Agriculture, Forestry, Fishing, & Hunting	21 - Mining	23 - Construction	31,32 &,33 - Manufacturing	42,48,49 &,22 - Wholesale Trade, Transportation, Utilities, & Warehousing	44 & 45 - Retail Trade	51 - Information	52 & 53 - Financial Activities	54 & 55 - Professional & Business Services	61 - Educational Services	62 - Health Services	71 & 72 - Leisure & Hospitality	81 - Other Services	92 - Public Administration	99 - Unclassified
Total	0.85															
Park	0.70															


 < .95 cents/dollar

 > 1.05 cents/dollar

**Appendix Table 2.1: Women's Wages Compared to Men's (Cents on the Dollar)
in Wyoming by Selected Variable, 2016**

Occupation: 452093 : Farmworkers, Farm, Ranch, and Aquacultural Animals

County	Total	11 - Agriculture, Forestry, Fishing, & Hunting	21 - Mining	23 - Construction	31,32 &,33 - Manufacturing	42,48,49 &,22 - Wholesale Trade, Transportation, Utilities, & Warehousing	44 & 45 - Retail Trade	51 - Information	52 & 53 - Financial Activities	54 & 55 - Professional & Business Services	61 - Educational Services	62 - Health Services	71 & 72 - Leisure & Hospitality	81 - Other Services	92 - Public Administration	99 - Unclassified
Total	0.88	0.88								0.85			0.87			
Laramie	0.97															
Park	0.83	0.78														


 < .95 cents/dollar

 > 1.05 cents/dollar

**Appendix Table 2.1: Women's Wages Compared to Men's (Cents on the Dollar)
in Wyoming by Selected Variable, 2016**

Occupation: 471011 : First-Line Supervisors of Construction Trades and Extraction Work

County	Total	11 - Agriculture, Forestry, Fishing, & Hunting	21 - Mining	23 - Construction	31,32 &,33 - Manufacturing	42,48,49 &,22 - Wholesale Trade, Transportation, Utilities, & Warehousing	44 & 45 - Retail Trade	51 - Information	52 & 53 - Financial Activities	54 & 55 - Professional & Business Services	61 - Educational Services	62 - Health Services	71 & 72 - Leisure & Hospitality	81 - Other Services	92 - Public Administration	99 - Unclassified
Total	0.78														0.85	
Laramie	0.76														0.81	


 < .95 cents/dollar

 > 1.05 cents/dollar

**Appendix Table 2.1: Women's Wages Compared to Men's (Cents on the Dollar)
in Wyoming by Selected Variable, 2016**

Occupation: 472031 : Carpenters

County	Total	11 - Agriculture, Forestry, Fishing, & Hunting	21 - Mining	23 - Construction	31,32 &,33 - Manufacturing	42,48,49 &,22 - Wholesale Trade, Transportation, Utilities, & Warehousing	44 & 45 - Retail Trade	51 - Information	52 & 53 - Financial Activities	54 & 55 - Professional & Business Services	61 - Educational Services	62 - Health Services	71 & 72 - Leisure & Hospitality	81 - Other Services	92 - Public Administration	99 - Unclassified
Total	0.74															


 < .95 cents/dollar

 > 1.05 cents/dollar

**Appendix Table 2.1: Women's Wages Compared to Men's (Cents on the Dollar)
in Wyoming by Selected Variable, 2016**

Occupation: 472061 : Construction Laborers

County	Total	11 - Agriculture, Forestry, Fishing, & Hunting	21 - Mining	23 - Construction	31,32 &,33 - Manufacturing	42,48,49 &,22 - Wholesale Trade, Transportation, Utilities, & Warehousing	44 & 45 - Retail Trade	51 - Information	52 & 53 - Financial Activities	54 & 55 - Professional & Business Services	61 - Educational Services	62 - Health Services	71 & 72 - Leisure & Hospitality	81 - Other Services	92 - Public Administration	99 - Unclassified
Total	0.90															


 < .95 cents/dollar

 > 1.05 cents/dollar

**Appendix Table 2.1: Women's Wages Compared to Men's (Cents on the Dollar)
in Wyoming by Selected Variable, 2016**

Occupation: 472073 : Operating Engineers and Other Construction Equipment Operators

County	Total	11 - Agriculture, Forestry, Fishing, & Hunting	21 - Mining	23 - Construction	31,32 &,33 - Manufacturing	42,48,49 &,22 - Wholesale Trade, Transportation, Utilities, & Warehousing	44 & 45 - Retail Trade	51 - Information	52 & 53 - Financial Activities	54 & 55 - Professional & Business Services	61 - Educational Services	62 - Health Services	71 & 72 - Leisure & Hospitality	81 - Other Services	92 - Public Administration	99 - Unclassified
Total	1.05															
Campbell	0.95															


 < .95 cents/dollar

 > 1.05 cents/dollar

**Appendix Table 2.1: Women's Wages Compared to Men's (Cents on the Dollar)
in Wyoming by Selected Variable, 2016**

Occupation: 472111 : Electricians

County	Total	11 - Agriculture, Forestry, Fishing, & Hunting	21 - Mining	23 - Construction	31,32 &,33 - Manufacturing	42,48,49 &,22 - Wholesale Trade, Transportation, Utilities, & Warehousing	44 & 45 - Retail Trade	51 - Information	52 & 53 - Financial Activities	54 & 55 - Professional & Business Services	61 - Educational Services	62 - Health Services	71 & 72 - Leisure & Hospitality	81 - Other Services	92 - Public Administration	99 - Unclassified
Total	0.87															


 < .95 cents/dollar

 > 1.05 cents/dollar

**Appendix Table 2.1: Women's Wages Compared to Men's (Cents on the Dollar)
in Wyoming by Selected Variable, 2016**

Occupation: 474011 : Construction and Building Inspectors

County	Total	11 - Agriculture, Forestry, Fishing, & Hunting	21 - Mining	23 - Construction	31,32 &,33 - Manufacturing	42,48,49 &,22 - Wholesale Trade, Transportation, Utilities, & Warehousing	44 & 45 - Retail Trade	51 - Information	52 & 53 - Financial Activities	54 & 55 - Professional & Business Services	61 - Educational Services	62 - Health Services	71 & 72 - Leisure & Hospitality	81 - Other Services	92 - Public Administration	99 - Unclassified
Total	0.93														0.98	
Laramie	0.96														1.00	


 < .95 cents/dollar

 > 1.05 cents/dollar

**Appendix Table 2.1: Women's Wages Compared to Men's (Cents on the Dollar)
in Wyoming by Selected Variable, 2016**

Occupation: 474051 : Highway Maintenance Workers

County	Total	11 - Agriculture, Forestry, Fishing, & Hunting	21 - Mining	23 - Construction	31,32 &,33 - Manufacturing	42,48,49 &,22 - Wholesale Trade, Transportation, Utilities, & Warehousing	44 & 45 - Retail Trade	51 - Information	52 & 53 - Financial Activities	54 & 55 - Professional & Business Services	61 - Educational Services	62 - Health Services	71 & 72 - Leisure & Hospitality	81 - Other Services	92 - Public Administration	99 - Unclassified
Total	0.91														0.92	


 < .95 cents/dollar

 > 1.05 cents/dollar

**Appendix Table 2.1: Women's Wages Compared to Men's (Cents on the Dollar)
in Wyoming by Selected Variable, 2016**

Occupation: 475071 : Roustabouts, Oil and Gas

County	Total	11 - Agriculture, Forestry, Fishing, & Hunting	21 - Mining	23 - Construction	31,32 &,33 - Manufacturing	42,48,49 &,22 - Wholesale Trade, Transportation, Utilities, & Warehousing	44 & 45 - Retail Trade	51 - Information	52 & 53 - Financial Activities	54 & 55 - Professional & Business Services	61 - Educational Services	62 - Health Services	71 & 72 - Leisure & Hospitality	81 - Other Services	92 - Public Administration	99 - Unclassified
Total	0.63															


 < .95 cents/dollar

 > 1.05 cents/dollar

**Appendix Table 2.1: Women's Wages Compared to Men's (Cents on the Dollar)
in Wyoming by Selected Variable, 2016**

Occupation: 475099 : Extraction Workers, All Other

County	Total	11 - Agriculture, Forestry, Fishing, & Hunting	21 - Mining	23 - Construction	31,32 &,33 - Manufacturing	42,48,49 &,22 - Wholesale Trade, Transportation, Utilities, & Warehousing	44 & 45 - Retail Trade	51 - Information	52 & 53 - Financial Activities	54 & 55 - Professional & Business Services	61 - Educational Services	62 - Health Services	71 & 72 - Leisure & Hospitality	81 - Other Services	92 - Public Administration	99 - Unclassified
Total	0.98															


 < .95 cents/dollar

 > 1.05 cents/dollar

**Appendix Table 2.1: Women's Wages Compared to Men's (Cents on the Dollar)
in Wyoming by Selected Variable, 2016**

Occupation: 491011 : First-Line Supervisors of Mechanics, Installers, and Repairers

County	Total	11 - Agriculture, Forestry, Fishing, & Hunting	21 - Mining	23 - Construction	31,32 &,33 - Manufacturing	42,48,49 &,22 - Wholesale Trade, Transportation, Utilities, & Warehousing	44 & 45 - Retail Trade	51 - Information	52 & 53 - Financial Activities	54 & 55 - Professional & Business Services	61 - Educational Services	62 - Health Services	71 & 72 - Leisure & Hospitality	81 - Other Services	92 - Public Administration	99 - Unclassified
Total	1.15										1.09					

 < .95 cents/dollar

 > 1.05 cents/dollar

**Appendix Table 2.1: Women's Wages Compared to Men's (Cents on the Dollar)
in Wyoming by Selected Variable, 2016**

**Occupation: 492022 : Telecommunications Equipment Installers and Repairers, Except
Line Installers**


County	Total	11 - Agriculture, Forestry, Fishing, & Hunting	21 - Mining	23 - Construction	31,32 &,33 - Manufacturing	42,48,49 &,22 - Wholesale Trade, Transportation, Utilities, & Warehousing	44 & 45 - Retail Trade	51 - Information	52 & 53 - Financial Activities	54 & 55 - Professional & Business Services	61 - Educational Services	62 - Health Services	71 & 72 - Leisure & Hospitality	81 - Other Services	92 - Public Administration	99 - Unclassified
Total	0.99															

 < .95 cents/dollar  > 1.05 cents/dollar

**Appendix Table 2.1: Women's Wages Compared to Men's (Cents on the Dollar)
in Wyoming by Selected Variable, 2016**

Occupation: 493023 : Automotive Service Technicians and Mechanics

County	Total	11 - Agriculture, Forestry, Fishing, & Hunting	21 - Mining	23 - Construction	31,32 &,33 - Manufacturing	42,48,49 &,22 - Wholesale Trade, Transportation, Utilities, & Warehousing	44 & 45 - Retail Trade	51 - Information	52 & 53 - Financial Activities	54 & 55 - Professional & Business Services	61 - Educational Services	62 - Health Services	71 & 72 - Leisure & Hospitality	81 - Other Services	92 - Public Administration	99 - Unclassified
Total	0.93															


 < .95 cents/dollar

 > 1.05 cents/dollar

**Appendix Table 2.1: Women's Wages Compared to Men's (Cents on the Dollar)
in Wyoming by Selected Variable, 2016**

Occupation: 493031 : Bus and Truck Mechanics and Diesel Engine Specialists

County	Total	11 - Agriculture, Forestry, Fishing, & Hunting	21 - Mining	23 - Construction	31,32 &,33 - Manufacturing	42,48,49 &,22 - Wholesale Trade, Transportation, Utilities, & Warehousing	44 & 45 - Retail Trade	51 - Information	52 & 53 - Financial Activities	54 & 55 - Professional & Business Services	61 - Educational Services	62 - Health Services	71 & 72 - Leisure & Hospitality	81 - Other Services	92 - Public Administration	99 - Unclassified
Total	0.94															


 < .95 cents/dollar

 > 1.05 cents/dollar

**Appendix Table 2.1: Women's Wages Compared to Men's (Cents on the Dollar)
in Wyoming by Selected Variable, 2016**

Occupation: 493042 : Mobile Heavy Equipment Mechanics, Except Engines

County	Total	11 - Agriculture, Forestry, Fishing, & Hunting	21 - Mining	23 - Construction	31,32 &,33 - Manufacturing	42,48,49 &,22 - Wholesale Trade, Transportation, Utilities, & Warehousing	44 & 45 - Retail Trade	51 - Information	52 & 53 - Financial Activities	54 & 55 - Professional & Business Services	61 - Educational Services	62 - Health Services	71 & 72 - Leisure & Hospitality	81 - Other Services	92 - Public Administration	99 - Unclassified
Total	0.65															


 < .95 cents/dollar


 > 1.05 cents/dollar

**Appendix Table 2.1: Women's Wages Compared to Men's (Cents on the Dollar)
in Wyoming by Selected Variable, 2016**

Occupation: 499071 : Maintenance and Repair Workers, General

County	Total	11 - Agriculture, Forestry, Fishing, & Hunting	21 - Mining	23 - Construction	31,32 &,33 - Manufacturing	42,48,49 &,22 - Wholesale Trade, Transportation, Utilities, & Warehousing	44 & 45 - Retail Trade	51 - Information	52 & 53 - Financial Activities	54 & 55 - Professional & Business Services	61 - Educational Services	62 - Health Services	71 & 72 - Leisure & Hospitality	81 - Other Services	92 - Public Administration	99 - Unclassified
Total	0.86					0.79	0.74			0.70	0.86	0.83	0.89		0.85	
Albany	0.87										0.85					
Big Horn	0.83										0.86					
Campbell	0.77										0.72					
Carbon	0.90										0.91					
Converse	0.74										0.73					
Fremont	0.85										0.81					
Johnson	0.83										0.77					
Laramie	0.67															
Natrona	0.96										0.97					
Niobrara	0.96															
Park	0.92										0.95					
Platte	0.79															
Sheridan	0.88										0.80					
Sublette	0.96										0.87					
Sweetwater	0.80										0.72					
Teton	0.96										0.98					
Uinta	0.82										0.81					
Washakie	0.86										0.91					
Weston	0.83										0.87					


 < .95 cents/dollar

 > 1.05 cents/dollar

**Appendix Table 2.1: Women's Wages Compared to Men's (Cents on the Dollar)
in Wyoming by Selected Variable, 2016**

Occupation: 499098 : Helpers--Installation, Maintenance, and Repair Workers

County	Total	11 - Agriculture, Forestry, Fishing, & Hunting	21 - Mining	23 - Construction	31,32 &,33 - Manufacturing	42,48,49 &,22 - Wholesale Trade, Transportation, Utilities, & Warehousing	44 & 45 - Retail Trade	51 - Information	52 & 53 - Financial Activities	54 & 55 - Professional & Business Services	61 - Educational Services	62 - Health Services	71 & 72 - Leisure & Hospitality	81 - Other Services	92 - Public Administration	99 - Unclassified
Total	0.93															


 < .95 cents/dollar

 > 1.05 cents/dollar

**Appendix Table 2.1: Women's Wages Compared to Men's (Cents on the Dollar)
in Wyoming by Selected Variable, 2016**

Occupation: 499099 : Installation, Maintenance, and Repair Workers, All Other

County	Total	11 - Agriculture, Forestry, Fishing, & Hunting	21 - Mining	23 - Construction	31,32 &,33 - Manufacturing	42,48,49 &,22 - Wholesale Trade, Transportation, Utilities, & Warehousing	44 & 45 - Retail Trade	51 - Information	52 & 53 - Financial Activities	54 & 55 - Professional & Business Services	61 - Educational Services	62 - Health Services	71 & 72 - Leisure & Hospitality	81 - Other Services	92 - Public Administration	99 - Unclassified
Total	0.88															


 < .95 cents/dollar

 > 1.05 cents/dollar

**Appendix Table 2.1: Women's Wages Compared to Men's (Cents on the Dollar)
in Wyoming by Selected Variable, 2016**

Occupation: 511011 : First-Line Supervisors of Production and Operating Workers

County	Total	11 - Agriculture, Forestry, Fishing, & Hunting	21 - Mining	23 - Construction	31,32 &,33 - Manufacturing	42,48,49 &,22 - Wholesale Trade, Transportation, Utilities, & Warehousing	44 & 45 - Retail Trade	51 - Information	52 & 53 - Financial Activities	54 & 55 - Professional & Business Services	61 - Educational Services	62 - Health Services	71 & 72 - Leisure & Hospitality	81 - Other Services	92 - Public Administration	99 - Unclassified
Total	0.88															1.08
Laramie	1.01															1.16


 < .95 cents/dollar

 > 1.05 cents/dollar

**Appendix Table 2.1: Women's Wages Compared to Men's (Cents on the Dollar)
in Wyoming by Selected Variable, 2016**

Occupation: 512092 : Team Assemblers

County	Total	11 - Agriculture, Forestry, Fishing, & Hunting	21 - Mining	23 - Construction	31,32 &,33 - Manufacturing	42,48,49 &,22 - Wholesale Trade, Transportation, Utilities, & Warehousing	44 & 45 - Retail Trade	51 - Information	52 & 53 - Financial Activities	54 & 55 - Professional & Business Services	61 - Educational Services	62 - Health Services	71 & 72 - Leisure & Hospitality	81 - Other Services	92 - Public Administration	99 - Unclassified
Total	0.59															
Laramie	0.63															


 < .95 cents/dollar

 > 1.05 cents/dollar

**Appendix Table 2.1: Women's Wages Compared to Men's (Cents on the Dollar)
in Wyoming by Selected Variable, 2016**

Occupation: 512099 : Assemblers and Fabricators, All Other

County	Total	11 - Agriculture, Forestry, Fishing, & Hunting	21 - Mining	23 - Construction	31,32 &,33 - Manufacturing	42,48,49 &,22 - Wholesale Trade, Transportation, Utilities, & Warehousing	44 & 45 - Retail Trade	51 - Information	52 & 53 - Financial Activities	54 & 55 - Professional & Business Services	61 - Educational Services	62 - Health Services	71 & 72 - Leisure & Hospitality	81 - Other Services	92 - Public Administration	99 - Unclassified
Total	0.89															


 < .95 cents/dollar

 > 1.05 cents/dollar

**Appendix Table 2.1: Women's Wages Compared to Men's (Cents on the Dollar)
in Wyoming by Selected Variable, 2016**

Occupation: 513011 : Bakers

County	Total	11 - Agriculture, Forestry, Fishing, & Hunting	21 - Mining	23 - Construction	31,32 &,33 - Manufacturing	42,48,49 &,22 - Wholesale Trade, Transportation, Utilities, & Warehousing	44 & 45 - Retail Trade	51 - Information	52 & 53 - Financial Activities	54 & 55 - Professional & Business Services	61 - Educational Services	62 - Health Services	71 & 72 - Leisure & Hospitality	81 - Other Services	92 - Public Administration	99 - Unclassified
Total	1.06															


 < .95 cents/dollar

 > 1.05 cents/dollar

**Appendix Table 2.1: Women's Wages Compared to Men's (Cents on the Dollar)
in Wyoming by Selected Variable, 2016**

Occupation: 514121 : Welders, Cutters, Solderers, and Brazers

County	Total	11 - Agriculture, Forestry, Fishing, & Hunting	21 - Mining	23 - Construction	31,32 &,33 - Manufacturing	42,48,49 &,22 - Wholesale Trade, Transportation, Utilities, & Warehousing	44 & 45 - Retail Trade	51 - Information	52 & 53 - Financial Activities	54 & 55 - Professional & Business Services	61 - Educational Services	62 - Health Services	71 & 72 - Leisure & Hospitality	81 - Other Services	92 - Public Administration	99 - Unclassified
Total	0.83															


 < .95 cents/dollar

 > 1.05 cents/dollar

**Appendix Table 2.1: Women's Wages Compared to Men's (Cents on the Dollar)
in Wyoming by Selected Variable, 2016**

Occupation: 515112 : Printing Press Operators

County	Total	11 - Agriculture, Forestry, Fishing, & Hunting	21 - Mining	23 - Construction	31,32 &,33 - Manufacturing	42,48,49 &,22 - Wholesale Trade, Transportation, Utilities, & Warehousing	44 & 45 - Retail Trade	51 - Information	52 & 53 - Financial Activities	54 & 55 - Professional & Business Services	61 - Educational Services	62 - Health Services	71 & 72 - Leisure & Hospitality	81 - Other Services	92 - Public Administration	99 - Unclassified
Total	0.83															


 < .95 cents/dollar

 > 1.05 cents/dollar

**Appendix Table 2.1: Women's Wages Compared to Men's (Cents on the Dollar)
in Wyoming by Selected Variable, 2016**

Occupation: 516011 : Laundry and Dry-Cleaning Workers

County	Total	11 - Agriculture, Forestry, Fishing, & Hunting	21 - Mining	23 - Construction	31,32 &,33 - Manufacturing	42,48,49 &,22 - Wholesale Trade, Transportation, Utilities, & Warehousing	44 & 45 - Retail Trade	51 - Information	52 & 53 - Financial Activities	54 & 55 - Professional & Business Services	61 - Educational Services	62 - Health Services	71 & 72 - Leisure & Hospitality	81 - Other Services	92 - Public Administration	99 - Unclassified
Total	1.00												1.07			


 < .95 cents/dollar

 > 1.05 cents/dollar

**Appendix Table 2.1: Women's Wages Compared to Men's (Cents on the Dollar)
in Wyoming by Selected Variable, 2016**

Occupation: 519061 : Inspectors, Testers, Sorters, Samplers, and Weighers

County	Total	11 - Agriculture, Forestry, Fishing, & Hunting	21 - Mining	23 - Construction	31,32 &,33 - Manufacturing	42,48,49 &,22 - Wholesale Trade, Transportation, Utilities, & Warehousing	44 & 45 - Retail Trade	51 - Information	52 & 53 - Financial Activities	54 & 55 - Professional & Business Services	61 - Educational Services	62 - Health Services	71 & 72 - Leisure & Hospitality	81 - Other Services	92 - Public Administration	99 - Unclassified
Total	0.92									0.81						0.92
Fremont	0.98															0.97
Laramie	0.92															0.89
Natrona	1.04															
Park	1.22															
Sheridan	0.90															
Sweetwater	0.87															


 < .95 cents/dollar

 > 1.05 cents/dollar

**Appendix Table 2.1: Women's Wages Compared to Men's (Cents on the Dollar)
in Wyoming by Selected Variable, 2016**

Occupation: 519111 : Packaging and Filling Machine Operators and Tenders

County	Total	11 - Agriculture, Forestry, Fishing, & Hunting	21 - Mining	23 - Construction	31,32 &,33 - Manufacturing	42,48,49 &,22 - Wholesale Trade, Transportation, Utilities, & Warehousing	44 & 45 - Retail Trade	51 - Information	52 & 53 - Financial Activities	54 & 55 - Professional & Business Services	61 - Educational Services	62 - Health Services	71 & 72 - Leisure & Hospitality	81 - Other Services	92 - Public Administration	99 - Unclassified
Total	0.65															


 < .95 cents/dollar

 > 1.05 cents/dollar

**Appendix Table 2.1: Women's Wages Compared to Men's (Cents on the Dollar)
in Wyoming by Selected Variable, 2016**

Occupation: 519198 : Helpers--Production Workers

County	Total	11 - Agriculture, Forestry, Fishing, & Hunting	21 - Mining	23 - Construction	31,32 &,33 - Manufacturing	42,48,49 &,22 - Wholesale Trade, Transportation, Utilities, & Warehousing	44 & 45 - Retail Trade	51 - Information	52 & 53 - Financial Activities	54 & 55 - Professional & Business Services	61 - Educational Services	62 - Health Services	71 & 72 - Leisure & Hospitality	81 - Other Services	92 - Public Administration	99 - Unclassified
Total	1.03															


 < .95 cents/dollar

 > 1.05 cents/dollar

**Appendix Table 2.1: Women's Wages Compared to Men's (Cents on the Dollar)
in Wyoming by Selected Variable, 2016**

Occupation: 519199 : Production Workers, All Other

County	Total	11 - Agriculture, Forestry, Fishing, & Hunting	21 - Mining	23 - Construction	31,32 &,33 - Manufacturing	42,48,49 &,22 - Wholesale Trade, Transportation, Utilities, & Warehousing	44 & 45 - Retail Trade	51 - Information	52 & 53 - Financial Activities	54 & 55 - Professional & Business Services	61 - Educational Services	62 - Health Services	71 & 72 - Leisure & Hospitality	81 - Other Services	92 - Public Administration	99 - Unclassified
Total	0.61															


 < .95 cents/dollar


 > 1.05 cents/dollar

**Appendix Table 2.1: Women's Wages Compared to Men's (Cents on the Dollar)
in Wyoming by Selected Variable, 2016**

Occupation: 531031 : First-Line Supervisors of Transportation and Material-Moving Mach

County	Total	11 - Agriculture, Forestry, Fishing, & Hunting	21 - Mining	23 - Construction	31,32 &,33 - Manufacturing	42,48,49 &,22 - Wholesale Trade, Transportation, Utilities, & Warehousing	44 & 45 - Retail Trade	51 - Information	52 & 53 - Financial Activities	54 & 55 - Professional & Business Services	61 - Educational Services	62 - Health Services	71 & 72 - Leisure & Hospitality	81 - Other Services	92 - Public Administration	99 - Unclassified
Total	0.85										0.75				0.94	
Campbell	0.83															
Laramie	0.90														0.98	
Natrona	0.90															
Sheridan	0.98															
Sweetwater	1.08															


 < .95 cents/dollar

 > 1.05 cents/dollar

**Appendix Table 2.1: Women's Wages Compared to Men's (Cents on the Dollar)
in Wyoming by Selected Variable, 2016**

Occupation: 533021 : Bus Drivers, Transit and Intercity

County	Total	11 - Agriculture, Forestry, Fishing, & Hunting	21 - Mining	23 - Construction	31,32 &,33 - Manufacturing	42,48,49 &,22 - Wholesale Trade, Transportation, Utilities, & Warehousing	44 & 45 - Retail Trade	51 - Information	52 & 53 - Financial Activities	54 & 55 - Professional & Business Services	61 - Educational Services	62 - Health Services	71 & 72 - Leisure & Hospitality	81 - Other Services	92 - Public Administration	99 - Unclassified
Total	0.95															


 < .95 cents/dollar


 > 1.05 cents/dollar

**Appendix Table 2.1: Women's Wages Compared to Men's (Cents on the Dollar)
in Wyoming by Selected Variable, 2016**

Occupation: 533022 : Bus Drivers, School or Special Client

County	Total	11 - Agriculture, Forestry, Fishing, & Hunting	21 - Mining	23 - Construction	31,32 &,33 - Manufacturing	42,48,49 &,22 - Wholesale Trade, Transportation, Utilities, & Warehousing	44 & 45 - Retail Trade	51 - Information	52 & 53 - Financial Activities	54 & 55 - Professional & Business Services	61 - Educational Services	62 - Health Services	71 & 72 - Leisure & Hospitality	81 - Other Services	92 - Public Administration	99 - Unclassified
Total	0.96		0.97	0.89	1.10	0.98	0.94		0.95	0.84	0.98	0.93	0.92		0.95	
Albany	0.95										0.97					
Big Horn	1.01										0.99					
Campbell	1.02										1.02					
Carbon	0.92										0.89					
Converse	1.10										1.12					
Crook	0.91										0.95					
Fremont	0.99										1.01					
Goshen	0.99										1.06					
Hot Springs	1.13										1.16					
Johnson	0.88										0.88					
Laramie	0.89										0.94					
Lincoln	0.96										0.97					
Natrona	1.05										1.05					
Park	0.94										1.01					
Platte	0.99										1.03					
Sheridan	0.96										0.99					
Sublette	0.96															
Sweetwater	0.95					0.91					0.97					
Teton	0.95										0.93					
Uinta	0.96										1.00					
Washakie	0.91										1.03					
Weston	1.05										1.13					


 < .95 cents/dollar

 > 1.05 cents/dollar

**Appendix Table 2.1: Women's Wages Compared to Men's (Cents on the Dollar)
in Wyoming by Selected Variable, 2016**

Occupation: 533031 : Driver/Sales Workers

County	Total	11 - Agriculture, Forestry, Fishing, & Hunting	21 - Mining	23 - Construction	31,32 &,33 - Manufacturing	42,48,49 &,22 - Wholesale Trade, Transportation, Utilities, & Warehousing	44 & 45 - Retail Trade	51 - Information	52 & 53 - Financial Activities	54 & 55 - Professional & Business Services	61 - Educational Services	62 - Health Services	71 & 72 - Leisure & Hospitality	81 - Other Services	92 - Public Administration	99 - Unclassified
Total	1.00					0.95										
Campbell	0.77															
Natrona	1.02															


 < .95 cents/dollar

 > 1.05 cents/dollar

**Appendix Table 2.1: Women's Wages Compared to Men's (Cents on the Dollar)
in Wyoming by Selected Variable, 2016**

Occupation: 533032 : Heavy and Tractor-Trailer Truck Drivers

County	Total	11 - Agriculture, Forestry, Fishing, & Hunting	21 - Mining	23 - Construction	31,32 &,33 - Manufacturing	42,48,49 &,22 - Wholesale Trade, Transportation, Utilities, & Warehousing	44 & 45 - Retail Trade	51 - Information	52 & 53 - Financial Activities	54 & 55 - Professional & Business Services	61 - Educational Services	62 - Health Services	71 & 72 - Leisure & Hospitality	81 - Other Services	92 - Public Administration	99 - Unclassified
Total	0.84			0.96	0.93	0.93							1.00			
Campbell	0.76															
Natrona	0.91															


 < .95 cents/dollar

 > 1.05 cents/dollar

**Appendix Table 2.1: Women's Wages Compared to Men's (Cents on the Dollar)
in Wyoming by Selected Variable, 2016**

Occupation: 533033 : Light Truck or Delivery Services Drivers

County	Total	11 - Agriculture, Forestry, Fishing, & Hunting	21 - Mining	23 - Construction	31,32 &,33 - Manufacturing	42,48,49 &,22 - Wholesale Trade, Transportation, Utilities, & Warehousing	44 & 45 - Retail Trade	51 - Information	52 & 53 - Financial Activities	54 & 55 - Professional & Business Services	61 - Educational Services	62 - Health Services	71 & 72 - Leisure & Hospitality	81 - Other Services	92 - Public Administration	99 - Unclassified
Total	0.87					0.93	0.89		1.18					0.79		
Campbell	0.73															
Natrona	0.86															
Sweetwater	0.74															


 < .95 cents/dollar

 > 1.05 cents/dollar

**Appendix Table 2.1: Women's Wages Compared to Men's (Cents on the Dollar)
in Wyoming by Selected Variable, 2016**

Occupation: 533041 : Taxi Drivers and Chauffeurs

County	Total	11 - Agriculture, Forestry, Fishing, & Hunting	21 - Mining	23 - Construction	31,32 &,33 - Manufacturing	42,48,49 &,22 - Wholesale Trade, Transportation, Utilities, & Warehousing	44 & 45 - Retail Trade	51 - Information	52 & 53 - Financial Activities	54 & 55 - Professional & Business Services	61 - Educational Services	62 - Health Services	71 & 72 - Leisure & Hospitality	81 - Other Services	92 - Public Administration	99 - Unclassified
Total	0.89												0.87			


 < .95 cents/dollar

 > 1.05 cents/dollar

**Appendix Table 2.1: Women's Wages Compared to Men's (Cents on the Dollar)
in Wyoming by Selected Variable, 2016**

Occupation: 536041 : Traffic Technicians

County	Total	11 - Agriculture, Forestry, Fishing, & Hunting	21 - Mining	23 - Construction	31,32 &,33 - Manufacturing	42,48,49 &,22 - Wholesale Trade, Transportation, Utilities, & Warehousing	44 & 45 - Retail Trade	51 - Information	52 & 53 - Financial Activities	54 & 55 - Professional & Business Services	61 - Educational Services	62 - Health Services	71 & 72 - Leisure & Hospitality	81 - Other Services	92 - Public Administration	99 - Unclassified
Total	0.99														0.98	
Laramie	0.99														0.98	


 < .95 cents/dollar

 > 1.05 cents/dollar

**Appendix Table 2.1: Women's Wages Compared to Men's (Cents on the Dollar)
in Wyoming by Selected Variable, 2016**

Occupation: 536051 : Transportation Inspectors

County	Total	11 - Agriculture, Forestry, Fishing, & Hunting	21 - Mining	23 - Construction	31,32 &,33 - Manufacturing	42,48,49 &,22 - Wholesale Trade, Transportation, Utilities, & Warehousing	44 & 45 - Retail Trade	51 - Information	52 & 53 - Financial Activities	54 & 55 - Professional & Business Services	61 - Educational Services	62 - Health Services	71 & 72 - Leisure & Hospitality	81 - Other Services	92 - Public Administration	99 - Unclassified
Total	0.92						1.05								0.94	
Laramie	0.86														0.83	
Lincoln	1.18														1.24	
Sheridan	0.91														1.02	
Uinta	0.81														0.84	


 < .95 cents/dollar


 > 1.05 cents/dollar

**Appendix Table 2.1: Women's Wages Compared to Men's (Cents on the Dollar)
in Wyoming by Selected Variable, 2016**

Occupation: 536099 : Transportation Workers, All Other

County	Total	11 - Agriculture, Forestry, Fishing, & Hunting	21 - Mining	23 - Construction	31,32 &,33 - Manufacturing	42,48,49 &,22 - Wholesale Trade, Transportation, Utilities, & Warehousing	44 & 45 - Retail Trade	51 - Information	52 & 53 - Financial Activities	54 & 55 - Professional & Business Services	61 - Educational Services	62 - Health Services	71 & 72 - Leisure & Hospitality	81 - Other Services	92 - Public Administration	99 - Unclassified
Total	0.93														0.95	
Albany	0.78															
Laramie	0.87															
Natrona	0.88														0.88	


 < .95 cents/dollar


 > 1.05 cents/dollar

**Appendix Table 2.1: Women's Wages Compared to Men's (Cents on the Dollar)
in Wyoming by Selected Variable, 2016**

Occupation: 537032 : Excavating and Loading Machine and Dragline Operators

County	Total	11 - Agriculture, Forestry, Fishing, & Hunting	21 - Mining	23 - Construction	31,32 &,33 - Manufacturing	42,48,49 &,22 - Wholesale Trade, Transportation, Utilities, & Warehousing	44 & 45 - Retail Trade	51 - Information	52 & 53 - Financial Activities	54 & 55 - Professional & Business Services	61 - Educational Services	62 - Health Services	71 & 72 - Leisure & Hospitality	81 - Other Services	92 - Public Administration	99 - Unclassified
Total	0.89														0.95	
Carbon	0.98														0.96	
Fremont	0.85														0.84	
Laramie	0.93														1.00	
Natrona	0.96														0.95	
Sweetwater	0.85														0.90	


 < .95 cents/dollar

 > 1.05 cents/dollar

**Appendix Table 2.1: Women's Wages Compared to Men's (Cents on the Dollar)
in Wyoming by Selected Variable, 2016**

Occupation: 537051 : Industrial Truck and Tractor Operators

County	Total	11 - Agriculture, Forestry, Fishing, & Hunting	21 - Mining	23 - Construction	31,32 &,33 - Manufacturing	42,48,49 &,22 - Wholesale Trade, Transportation, Utilities, & Warehousing	44 & 45 - Retail Trade	51 - Information	52 & 53 - Financial Activities	54 & 55 - Professional & Business Services	61 - Educational Services	62 - Health Services	71 & 72 - Leisure & Hospitality	81 - Other Services	92 - Public Administration	99 - Unclassified
Total	0.79															


 < .95 cents/dollar

 > 1.05 cents/dollar

**Appendix Table 2.1: Women's Wages Compared to Men's (Cents on the Dollar)
in Wyoming by Selected Variable, 2016**

Occupation: 537061 : Cleaners of Vehicles and Equipment

County	Total	11 - Agriculture, Forestry, Fishing, & Hunting	21 - Mining	23 - Construction	31,32 &,33 - Manufacturing	42,48,49 &,22 - Wholesale Trade, Transportation, Utilities, & Warehousing	44 & 45 - Retail Trade	51 - Information	52 & 53 - Financial Activities	54 & 55 - Professional & Business Services	61 - Educational Services	62 - Health Services	71 & 72 - Leisure & Hospitality	81 - Other Services	92 - Public Administration	99 - Unclassified
Total	1.03						0.99						1.09			
Natrona	1.08															


 < .95 cents/dollar

 > 1.05 cents/dollar

**Appendix Table 2.1: Women's Wages Compared to Men's (Cents on the Dollar)
in Wyoming by Selected Variable, 2016**

Occupation: 537062 : Laborers and Freight, Stock, and Material Movers, Hand

County	Total	11 - Agriculture, Forestry, Fishing, & Hunting	21 - Mining	23 - Construction	31,32 &,33 - Manufacturing	42,48,49 &,22 - Wholesale Trade, Transportation, Utilities, & Warehousing	44 & 45 - Retail Trade	51 - Information	52 & 53 - Financial Activities	54 & 55 - Professional & Business Services	61 - Educational Services	62 - Health Services	71 & 72 - Leisure & Hospitality	81 - Other Services	92 - Public Administration	99 - Unclassified
Total	0.94					0.97	1.03					0.94				
Laramie	1.07															
Natrona	1.04															
Sweetwater	0.77															


 < .95 cents/dollar

 > 1.05 cents/dollar

**Appendix Table 2.1: Women's Wages Compared to Men's (Cents on the Dollar)
in Wyoming by Selected Variable, 2016**

Occupation: 537064 : Packers and Packagers, Hand

County	Total	11 - Agriculture, Forestry, Fishing, & Hunting	21 - Mining	23 - Construction	31,32 &,33 - Manufacturing	42,48,49 &,22 - Wholesale Trade, Transportation, Utilities, & Warehousing	44 & 45 - Retail Trade	51 - Information	52 & 53 - Financial Activities	54 & 55 - Professional & Business Services	61 - Educational Services	62 - Health Services	71 & 72 - Leisure & Hospitality	81 - Other Services	92 - Public Administration	99 - Unclassified
Total	0.89						0.86									

 < .95 cents/dollar

 > 1.05 cents/dollar

Appendix Table 2.2: Total Number of Persons Working in Wyoming by Selected Variable, 2016

Total

County	Total	11 - Agriculture, Forestry, Fishing, & Hunting	21 - Mining	23 - Construction	31,32 & 33 - Manufacturing	42,48,49 & 22 - Wholesale Trade, Transportation, Utilities, & Warehousing	44 & 45 - Retail Trade	51 - Information	52 & 53 - Financial Activities	54 & 55 - Professional & Business Services	61 - Educational Services	62 - Health Services	71 & 72 - Leisure & Hospitality	81 - Other Services	92 - Public Administration	99 - Unclassified	
Total	M	86,162	795	10,912	11,334	5,176	10,679	7,680	1,394	2,670	5,899	6,268	3,911	8,982	2,190	8,229	43
	F	80,198	289	1,401	1,465	1,243	2,830	8,596	1,263	5,210	4,994	14,744	18,000	11,137	1,896	7,082	48
Albany	M	5,368	27	22	484	254	262	500	61	212	485	1,626	225	560	162	484	4
	F	4,814	13	3	59	40	43	400	41	290	303	1,834	764	586	124	309	5
Big Horn	M	1,362	20	256	153	223	101	95	3	15	78	168	45	36	33	136	0
	F	1,333	11	24	16	41	30	153	20	65	48	428	275	75	11	135	0
Campbell	M	9,105	17	2,696	1,290	309	1,530	567	106	147	515	350	227	454	285	610	2
	F	7,681	4	422	192	75	443	708	81	393	524	1,554	1,573	855	177	677	3
Carbon	M	2,260	68	291	342	57	160	242	31	36	69	118	44	291	46	463	0
	F	1,978	27	32	46	11	29	260	23	109	65	390	289	385	18	293	0
Converse	M	1,862	22	535	182	67	332	74	18	27	113	148	32	96	51	165	0
	F	1,546	15	79	32	38	68	162	25	104	58	458	152	200	20	131	0
Crook	M	716	23	85	121	35	138	54	5	9	19	67	16	48	9	87	0
	F	796	3	3	14	14	42	102	13	43	20	239	120	116	7	60	0
Fremont	M	4,527	44	371	526	116	327	378	76	147	253	595	317	566	132	678	0
	F	5,124	16	44	63	44	112	419	90	240	202	1,194	1,105	787	131	677	0
Goshen	M	1,258	54	0	60	164	151	104	12	30	33	143	102	55	12	335	0
	F	1,362	8	0	7	40	28	132	10	97	31	305	372	133	32	167	0
Hot Springs	M	462	3	65	29	23	44	37	5	6	9	78	55	49	0	58	0
	F	655	2	9	3	12	3	59	12	36	20	172	225	41	0	59	0
Johnson	M	977	28	54	151	12	78	108	12	33	70	83	23	143	34	145	0
	F	1,089	5	5	22	7	33	154	19	76	60	221	135	205	43	103	0
Laramie	M	12,504	76	277	1,712	823	1,313	1,462	383	592	1,301	244	912	1,237	352	1,815	5
	F	13,177	21	44	194	167	314	1,477	232	1,296	1,192	486	3,810	1,587	383	1,966	8
Lincoln	M	1,985	15	324	430	71	168	213	12	30	85	225	107	86	48	169	0
	F	1,964	2	37	62	28	45	311	44	55	82	506	428	215	34	114	0
Natrona	M	13,127	43	1,233	1,596	661	2,439	1,343	195	554	1,082	817	763	1,064	408	928	0
	F	12,738	12	173	227	157	595	1,341	123	848	773	2,306	3,541	1,556	344	735	0
Niobrara	M	220	0	0	24	0	14	34	4	2	5	38	13	22	0	44	0
	F	369	0	0	4	0	9	41	5	13	4	115	81	46	0	48	0
Park	M	3,689	80	224	536	258	311	383	79	86	228	252	241	539	90	382	0
	F	3,914	47	37	61	163	82	351	93	224	218	631	1,038	657	68	243	0
Platte	M	1,298	64	70	168	39	448	116	2	17	20	76	34	64	4	176	0
	F	1,087	17	7	10	25	71	130	6	69	25	215	215	169	11	116	0
Sheridan	M	3,845	122	206	734	239	360	419	75	109	302	227	178	476	131	267	0
	F	3,700	38	22	96	71	81	451	65	245	240	574	835	560	175	243	0
Sublette	M	1,213	19	428	221	19	129	110	11	19	46	38	31	37	27	75	0
	F	838	16	60	44	7	28	130	8	55	35	104	189	86	19	57	0
Sweetwater	M	8,753	0	3,149	629	1,343	1,111	518	46	175	320	290	140	429	125	477	0
	F	5,749	0	348	85	160	316	689	99	329	270	1,265	989	752	87	358	0
Teton	M	5,855	25	0	997	50	315	445	84	286	504	247	222	2,461	100	113	4
	F	4,926	19	0	89	37	161	495	76	335	446	480	846	1,690	153	96	3
Uinta	M	2,712	14	245	392	106	390	284	128	89	145	254	107	158	67	330	3
	F	2,999	6	25	86	35	62	390	123	159	126	731	621	260	21	352	2
Washakie	M	1,084	11	67	121	196	139	61	31	26	39	100	56	67	25	145	0
	F	1,133	2	10	13	48	51	92	37	77	61	277	292	96	17	60	0
Weston	M	820	18	77	89	110	127	90	7	7	6	70	15	43	14	147	0
	F	777	4	10	15	22	18	137	12	38	15	241	94	78	10	83	0
WY	M	1,160	0	219	347	0	292	43	8	16	172	14	6	0	30	0	11
	F	449	0	6	25	0	166	12	6	14	176	18	11	0	8	0	5

Appendix Table 2.2: Total Number of Persons Working in Wyoming by Selected Variable, 2016

Education Level = Bachelor's Degree

County		Total	11 - Agriculture, Forestry, Fishing, & Hunting	21 - Mining	23 - Construction	31,32 &,33 - Manufacturing	42,48,49 &,22 - Wholesale Trade, Transportation, Utilities, & Warehousing	44 & 45 - Retail Trade	51 - Information	52 & 53 - Financial Activities	54 & 55 - Professional & Business Services	61 - Educational Services	62 - Health Services	71 & 72 - Leisure & Hospitality	81 - Other Services	92 - Public Administration	99 - Unclassified	
Total	M	1,907	26	98	87	88	134	86	21	133	252	420	158	107	19	278	0	
	F	2,947	2	33	29	28	37	94	34	163	182	985	842	125	46	345	0	
Albany	M	477	0	3	16	23	16	31	8	40	71	125	43	46	3	50	0	
	F	533	0	2	5	2	4	35	8	50	38	206	91	38	11	43	0	
Big Horn	M	27	0	0	0	0	0	0	0	0	0	11	0	0	0	8	0	
	F	33	0	0	0	0	0	0	0	0	0	16	0	0	0	7	0	
Campbell	M	117	0	19	0	0	12	4	0	4	15	16	10	4	0	18	0	
	F	199	0	6	0	0	3	2	0	6	10	68	67	4	0	29	0	
Carbon	M	38	0	0	0	0	0	2	0	0	0	12	3	3	0	4	0	
	F	69	0	0	0	0	0	2	0	0	0	26	13	6	0	16	0	
Converse	M	34	0	4	0	0	0	0	0	2	0	17	2	0	0	3	0	
	F	57	0	2	0	0	0	0	0	2	0	32	5	0	0	4	0	
Crook	M	8	0	0	0	0	0	0	0	0	0	3	0	0	0	0	0	
	F	9	0	0	0	0	0	0	0	0	0	7	0	0	0	0	0	
Fremont	M	87	0	0	0	0	3	3	2	5	13	38	4	3	2	9	0	
	F	145	0	0	0	0	2	4	3	4	11	68	28	5	4	12	0	
Goshen	M	27	0	0	0	0	0	0	0	0	0	7	2	0	0	10	0	
	F	47	0	0	0	0	0	0	0	0	0	18	13	0	0	7	0	
Hot Springs	M	12	0	0	0	0	0	0	0	0	0	3	0	0	0	4	0	
	F	22	0	0	0	0	0	0	0	0	0	12	0	0	0	2	0	
Johnson	M	14	0	0	0	0	0	0	0	0	2	2	0	2	0	0	0	
	F	20	0	0	0	0	0	0	0	0	2	5	0	3	0	0	0	
Laramie	M	310	0	0	8	12	17	20	7	26	53	23	37	16	3	83	0	
	F	519	0	0	5	6	3	13	7	41	49	43	209	18	14	111	0	
Lincoln	M	20	0	0	0	0	0	0	0	0	0	2	0	2	0	0	0	
	F	24	0	0	0	0	0	0	0	0	0	9	0	2	0	0	0	
Natrona	M	306	0	15	14	6	40	7	3	28	40	72	33	12	3	31	0	
	F	659	0	5	3	4	12	14	4	31	31	247	234	16	9	48	0	
Niobrara	M	7	0	0	0	0	0	0	0	0	0	4	0	0	0	0	0	
	F	11	0	0	0	0	0	0	0	0	0	8	0	0	0	0	0	
Park	M	63	0	0	4	7	0	2	0	0	7	12	7	4	0	11	0	
	F	88	0	0	3	4	0	3	0	0	3	26	35	3	0	5	0	
Platte	M	17	0	0	0	0	0	0	0	0	0	3	0	0	0	5	0	
	F	25	0	0	0	0	0	0	0	0	0	9	0	0	0	6	0	
Sheridan	M	76	0	0	0	0	0	5	0	0	21	12	6	2	3	4	0	
	F	109	0	0	0	0	0	7	0	0	6	41	30	6	2	14	0	
Sublette	M	15	0	0	0	0	0	0	0	0	4	4	0	0	0	0	0	
	F	17	0	0	0	0	0	0	0	0	2	4	0	0	0	0	0	
Sweetwater	M	138	0	33	0	24	9	2	0	7	10	32	3	0	0	13	0	
	F	165	0	9	0	6	5	2	0	7	2	79	35	0	0	13	0	
Teton	M	43	0	0	0	0	0	0	0	5	8	4	2	10	0	3	0	
	F	65	0	0	0	0	0	0	0	2	6	10	26	13	0	2	0	
Uinta	M	32	0	0	0	2	0	0	0	0	2	8	0	0	0	7	0	
	F	76	0	0	0	3	0	0	0	0	3	31	0	0	0	10	0	
Washakie	M	23	0	0	0	0	0	0	0	0	0	4	2	0	0	0	0	
	F	26	0	0	0	0	0	0	0	0	0	12	8	0	0	0	0	
Weston	M	11	0	0	0	0	0	0	0	0	0	6	0	0	0	3	0	
	F	17	0	0	0	0	0	0	0	0	0	8	0	0	0	6	0	
WY	M	5	0	0	0	0	2	0	0	0	0	0	0	0	0	0	0	
	F	12	0	0	0	0	4	0	0	0	0	0	0	0	0	0	0	

Appendix Table 2.2: Total Number of Persons Working in Wyoming by Selected Variable, 2016

Age Group = 00-19

County		Total	11 - Agriculture, Forestry, Fishing, & Hunting	21 - Mining	23 - Construction	31,32 &,33 - Manufacturing	42,48,49 &,22 - Wholesale Trade, Transportation, Utilities, & Warehousing	44 & 45 - Retail Trade	51 - Information	52 & 53 - Financial Activities	54 & 55 - Professional & Business Services	61 - Educational Services	62 - Health Services	71 & 72 - Leisure & Hospitality	81 - Other Services	92 - Public Administration	99 - Unclassified
Total	M	3,011	34	36	269	56	86	656	50	41	124	86	74	1,223	127	145	4
	F	3,658	9	7	23	28	30	821	53	65	96	108	399	1,761	81	175	2
Albany	M	163	0	0	0	6	0	34	0	2	14	4	7	42	30	4	0
	F	194	0	0	0	2	0	40	0	3	10	5	23	96	5	9	0
Big Horn	M	30	0	0	0	0	0	12	0	0	0	0	0	2	0	4	0
	F	58	0	0	0	0	0	19	0	0	0	0	0	14	0	5	0
Campbell	M	292	0	0	34	0	9	51	5	6	8	6	7	109	15	32	0
	F	374	0	0	3	0	4	82	6	9	13	9	25	174	12	32	0
Carbon	M	76	0	0	0	0	0	18	0	0	0	0	3	41	0	0	0
	F	74	0	0	0	0	0	14	0	0	0	0	6	50	0	0	0
Converse	M	63	3	0	0	0	0	7	0	0	0	11	2	21	0	0	0
	F	82	2	0	0	0	0	13	0	0	0	7	7	46	0	0	0
Crook	M	39	0	0	8	0	0	4	0	0	0	2	0	16	0	0	0
	F	47	0	0	2	0	0	12	0	0	0	2	0	18	0	0	0
Fremont	M	168	0	0	0	0	0	36	0	3	5	22	13	60	3	4	0
	F	196	0	0	0	0	0	39	0	5	4	22	23	82	5	12	0
Goshen	M	49	0	0	0	0	0	18	2	0	0	0	0	12	0	2	0
	F	62	0	0	0	0	0	13	2	0	0	0	0	32	0	2	0
Hot Springs	M	26	0	0	0	0	0	3	0	0	0	0	0	18	0	0	0
	F	24	0	0	0	0	0	3	0	0	0	0	0	11	0	0	0
Johnson	M	68	0	0	0	0	0	10	0	0	0	0	0	37	0	0	0
	F	53	0	0	0	0	0	7	0	0	0	0	0	39	0	0	0
Laramie	M	473	0	0	38	10	8	110	8	5	29	4	12	223	18	2	0
	F	658	0	0	2	3	2	155	6	12	19	11	91	333	14	8	0
Lincoln	M	91	0	0	14	0	0	28	0	0	3	5	0	27	0	0	0
	F	130	0	0	3	0	0	34	0	0	5	2	0	63	0	0	0
Natrona	M	449	0	0	23	9	20	117	3	5	20	2	10	196	15	21	0
	F	567	0	0	2	5	9	142	3	11	17	10	58	264	8	37	0
Niobrara	M	21	0	0	0	0	0	8	0	0	0	0	0	8	0	0	0
	F	17	0	0	0	0	0	6	0	0	0	0	0	10	0	0	0
Park	M	163	0	0	0	0	2	23	3	0	7	0	0	75	5	23	0
	F	157	0	0	0	0	3	22	2	0	7	0	0	82	2	21	0
Platte	M	43	0	0	0	0	0	18	0	0	0	0	0	16	0	0	0
	F	50	0	0	0	0	0	13	0	0	0	0	0	25	0	0	0
Sheridan	M	185	6	0	36	2	0	26	8	3	8	0	0	80	11	0	0
	F	239	2	0	3	2	0	41	11	4	5	0	0	110	15	0	0
Sublette	M	29	0	0	0	0	0	5	0	0	0	0	0	5	0	0	0
	F	28	0	0	0	0	0	7	0	0	0	0	0	13	0	0	0
Sweetwater	M	225	0	6	0	0	11	49	0	2	4	4	2	94	7	33	0
	F	275	0	2	0	0	4	71	0	5	2	6	20	128	4	28	0
Teton	M	124	0	0	15	0	0	11	0	0	7	0	0	69	5	0	0
	F	137	0	0	2	0	0	26	0	0	4	0	0	86	5	0	0
Uinta	M	142	0	0	0	0	5	45	9	4	4	10	6	38	0	10	0
	F	146	0	0	0	0	3	39	8	4	2	8	15	60	0	7	0
Washakie	M	39	0	0	0	0	0	5	0	0	0	0	3	19	2	0	0
	F	42	0	0	0	0	0	5	0	0	0	0	13	14	2	0	0
Weston	M	46	0	0	0	2	0	18	0	0	0	4	0	15	0	0	0
	F	43	0	0	0	2	0	17	0	0	0	10	0	11	0	0	0
WY	M	7	0	0	0	0	0	0	0	0	2	0	0	0	0	0	0
	F	5	0	0	0	0	0	0	0	0	2	0	0	0	0	0	0

Appendix Table 2.2: Total Number of Persons Working in Wyoming by Selected Variable, 2016

Age Group = 20-24

County		Total	11 - Agriculture, Forestry, Fishing, & Hunting	21 - Mining	23 - Construction	31,32 &,33 - Manufacturing	42,48,49 &,22 - Wholesale Trade, Transportation, Utilities, & Warehousing	44 & 45 - Retail Trade	51 - Information	52 & 53 - Financial Activities	54 & 55 - Professional & Business Services	61 - Educational Services	62 - Health Services	71 & 72 - Leisure & Hospitality	81 - Other Services	92 - Public Administration	99 - Unclassified
Total	M	7,183	77	463	1,160	326	550	1,237	102	204	497	183	281	1,533	244	319	7
	F	7,376	46	44	86	97	140	1,285	79	423	374	517	1,727	2,036	199	311	12
Albany	M	771	6	0	75	31	28	121	7	35	75	61	59	211	25	36	0
	F	840	2	0	9	9	11	121	10	44	29	76	224	240	22	42	0
Big Horn	M	87	3	0	13	0	7	19	0	0	3	3	0	7	0	3	0
	F	76	2	0	2	0	4	17	0	0	2	4	0	7	0	9	0
Campbell	M	688	2	110	131	31	72	90	18	10	45	15	13	89	29	33	0
	F	607	3	11	12	7	21	100	3	39	47	53	120	141	16	34	0
Carbon	M	213	6	11	40	0	0	43	2	3	10	3	9	39	0	32	0
	F	159	3	4	3	0	0	22	2	11	2	26	26	45	0	13	0
Converse	M	132	0	20	0	11	17	4	0	0	14	6	2	19	0	0	0
	F	93	0	4	0	3	4	10	0	0	3	17	14	24	0	0	0
Crook	M	53	0	0	27	0	0	7	0	0	0	0	0	3	0	0	0
	F	51	0	0	2	0	0	11	0	0	0	0	0	15	0	0	0
Fremont	M	355	2	0	42	7	23	57	2	5	19	30	18	86	22	30	0
	F	407	2	0	3	3	4	52	4	19	11	60	90	99	13	46	0
Goshen	M	99	0	0	0	15	0	9	0	2	0	0	7	16	0	14	0
	F	108	0	0	0	4	0	17	0	7	0	0	27	30	0	7	0
Hot Springs	M	23	0	0	0	0	0	3	0	0	0	0	0	7	0	0	0
	F	36	0	0	0	0	0	2	0	0	0	0	0	8	0	0	0
Johnson	M	72	0	0	0	3	0	4	0	0	7	0	2	21	4	0	0
	F	71	0	0	0	3	0	6	0	0	2	0	8	32	4	0	0
Laramie	M	1,139	0	0	171	42	71	256	27	53	112	9	48	242	38	38	0
	F	1,378	0	0	11	9	19	293	17	100	113	22	375	338	46	32	0
Lincoln	M	128	0	17	47	5	0	31	0	0	3	3	4	6	0	4	0
	F	127	0	2	3	3	0	30	0	0	2	9	39	29	0	4	0
Natrona	M	1,109	5	58	170	38	118	228	14	39	90	16	63	206	40	24	0
	F	1,216	5	3	13	12	37	225	11	56	69	56	344	316	33	31	0
Niobrara	M	9	0	0	0	0	0	0	0	0	0	0	0	2	0	2	0
	F	23	0	0	0	0	0	0	0	0	0	0	0	3	0	7	0
Park	M	304	5	7	67	11	16	44	5	6	10	3	12	95	9	14	0
	F	351	13	2	2	9	5	52	4	20	12	12	67	132	11	10	0
Platte	M	65	0	0	0	5	9	9	0	0	0	0	0	8	0	4	0
	F	65	0	0	0	2	3	12	0	0	0	0	0	19	0	6	0
Sheridan	M	392	10	0	81	36	0	72	10	5	20	4	5	89	21	11	0
	F	345	2	0	5	6	0	50	4	13	9	13	96	118	19	8	0
Sublette	M	71	2	0	0	0	0	20	0	0	0	0	0	8	0	0	0
	F	57	4	0	0	0	0	14	0	0	0	0	0	11	0	0	0
Sweetwater	M	638	0	123	72	40	75	107	4	18	28	16	19	84	22	30	0
	F	543	0	12	6	10	14	114	6	31	21	73	93	126	10	27	0
Teton	M	445	0	0	0	4	10	48	4	14	30	7	6	253	3	3	0
	F	439	0	0	0	7	7	52	3	27	20	18	42	246	11	3	0
Uinta	M	223	0	0	30	5	0	44	8	8	9	4	10	27	6	19	0
	F	241	0	0	7	3	0	61	5	15	12	26	57	33	6	14	0
Washakie	M	44	0	0	0	10	0	7	0	0	3	0	0	10	2	3	0
	F	70	0	0	0	3	0	9	0	0	4	0	0	12	2	2	0
Weston	M	54	0	0	0	0	0	11	0	0	0	0	0	4	0	8	0
	F	54	0	0	0	0	0	12	0	0	0	0	0	11	0	3	0
WY	M	69	0	0	34	0	8	0	0	0	12	0	0	0	0	0	0
	F	19	0	0	3	0	5	0	0	0	7	0	0	0	0	0	0

Appendix Table 2.2: Total Number of Persons Working in Wyoming by Selected Variable, 2016

Age Group = 25-34

County		Total	11 - Agriculture, Forestry, Fishing, & Hunting	21 - Mining	23 - Construction	31,32 & 33 - Manufacturing	42,48,49 & 22 - Wholesale Trade, Transportation, Utilities, & Warehousing	44 & 45 - Retail Trade	51 - Information	52 & 53 - Financial Activities	54 & 55 - Professional & Business Services	61 - Educational Services	62 - Health Services	71 & 72 - Leisure & Hospitality	81 - Other Services	92 - Public Administration	99 - Unclassified
Total	M	20,975	162	2,923	3,098	1,204	2,368	1,817	340	644	1,513	1,262	857	2,576	555	1,644	12
	F	18,259	52	290	314	254	572	1,860	284	1,270	1,160	2,857	4,736	2,830	425	1,348	7
Albany	M	1,469	8	9	150	75	76	128	22	67	136	342	83	185	40	146	0
	F	1,173	2	3	17	14	8	100	17	95	77	405	211	118	33	72	0
Big Horn	M	320	4	79	49	46	18	25	0	3	18	25	7	11	0	27	0
	F	248	4	7	4	9	3	30	0	19	8	61	55	23	0	21	0
Campbell	M	2,322	0	690	368	93	385	142	28	30	137	86	47	115	61	133	0
	F	1,980	0	88	43	18	117	181	29	106	129	363	474	231	46	154	0
Carbon	M	557	19	92	94	15	32	40	9	7	15	30	7	72	14	111	0
	F	440	3	10	18	2	7	49	7	28	18	65	65	94	2	72	0
Converse	M	430	6	119	52	12	69	16	5	4	30	37	6	21	16	37	0
	F	328	4	14	4	10	11	34	7	24	14	102	32	47	3	21	0
Crook	M	159	0	0	40	5	23	9	0	0	0	12	0	8	0	16	0
	F	124	0	0	2	5	7	13	0	0	0	37	0	20	0	14	0
Fremont	M	998	6	78	131	20	70	94	14	26	74	127	46	147	36	129	0
	F	1,077	2	7	12	5	14	88	19	57	55	230	227	201	24	136	0
Goshen	M	294	15	0	0	34	26	19	2	5	9	23	28	16	4	94	0
	F	254	2	0	0	3	6	23	3	21	3	40	90	24	6	33	0
Hot Springs	M	105	0	0	0	2	0	11	0	2	2	16	12	8	0	7	0
	F	140	0	0	0	5	0	11	0	7	8	45	43	9	0	9	0
Johnson	M	186	0	0	50	0	11	17	2	7	9	11	2	32	6	22	0
	F	185	0	0	7	0	5	23	2	12	14	29	33	39	10	9	0
Laramie	M	3,009	15	99	481	172	327	365	100	141	324	65	209	327	86	298	0
	F	3,211	4	10	46	45	70	323	63	344	273	111	1,104	355	103	360	0
Lincoln	M	405	0	65	106	0	27	51	0	8	11	30	31	18	16	26	0
	F	336	0	8	5	0	7	59	0	10	16	62	98	36	7	21	0
Natrona	M	3,284	9	402	421	157	557	304	51	139	305	147	180	290	117	205	0
	F	3,032	4	44	44	32	134	311	27	183	174	427	1,016	415	85	135	0
Niobrara	M	46	0	0	0	0	3	5	0	0	0	3	3	4	0	10	0
	F	64	0	0	0	0	2	5	0	0	0	21	12	10	0	9	0
Park	M	751	12	60	134	61	50	88	18	17	36	35	45	119	25	51	0
	F	738	8	6	18	32	14	54	17	42	41	90	230	149	6	31	0
Platte	M	264	12	0	49	2	86	28	0	5	7	11	5	6	0	37	0
	F	194	2	0	4	2	11	32	0	11	4	33	46	25	0	21	0
Sheridan	M	844	20	53	183	67	58	96	12	13	75	47	38	116	21	45	0
	F	760	7	6	15	13	14	89	7	51	63	138	179	99	35	43	0
Sublette	M	269	0	89	66	0	25	21	0	2	17	7	6	6	6	16	0
	F	178	0	9	4	0	4	29	0	14	7	14	57	21	3	11	0
Sweetwater	M	2,156	0	808	176	293	256	133	15	48	73	69	26	125	34	99	0
	F	1,306	0	71	20	27	72	157	16	78	51	265	268	197	23	61	0
Teton	M	1,775	11	0	227	14	63	127	24	88	167	60	42	896	26	28	0
	F	1,468	6	0	19	11	28	127	23	91	124	126	224	627	31	30	0
Uinta	M	646	0	63	109	44	101	65	29	21	28	44	25	38	21	57	0
	F	630	0	3	19	7	10	74	26	45	28	114	182	56	2	63	0
Washakie	M	198	0	0	0	36	20	11	5	5	5	15	7	8	7	22	0
	F	188	0	0	0	8	7	19	3	15	13	40	54	17	2	8	0
Weston	M	179	0	0	24	33	0	15	2	2	2	17	0	8	0	28	0
	F	131	0	0	4	3	0	28	2	7	3	35	0	16	0	14	0
WY	M	309	0	0	111	0	56	0	0	0	31	3	0	0	4	0	0
	F	74	0	0	7	0	20	0	0	0	35	4	0	0	2	0	0

Appendix Table 2.2: Total Number of Persons Working in Wyoming by Selected Variable, 2016

Age Group = 35-44

County		Total	11 - Agriculture, Forestry, Fishing, & Hunting	21 - Mining	23 - Construction	31,32 & 33 - Manufacturing	42,48,49 & 22 - Wholesale Trade, Transportation, Utilities, & Warehousing	44 & 45 - Retail Trade	51 - Information	52 & 53 - Financial Activities	54 & 55 - Professional & Business Services	61 - Educational Services	62 - Health Services	71 & 72 - Leisure & Hospitality	81 - Other Services	92 - Public Administration	99 - Unclassified
Total	M	18,691	134	2,871	2,635	1,169	2,453	1,222	316	622	1,253	1,462	844	1,437	405	1,859	9
	F	16,588	41	358	325	254	637	1,394	247	1,071	1,077	3,561	3,927	1,735	332	1,617	12
Albany	M	1,078	0	0	93	57	51	87	12	51	105	404	32	53	24	101	0
	F	883	0	0	10	5	6	43	4	47	72	440	115	46	20	73	0
Big Horn	M	277	0	59	29	46	15	12	0	2	15	46	9	3	6	31	0
	F	294	0	7	4	10	7	25	0	12	12	112	57	12	3	28	0
Campbell	M	2,126	0	682	320	67	412	94	21	30	119	76	44	66	68	125	0
	F	1,716	0	92	48	18	114	128	14	85	116	418	362	131	43	147	0
Carbon	M	425	18	77	79	6	30	38	8	9	3	23	5	35	10	83	0
	F	406	5	9	8	3	6	47	5	23	10	101	61	67	6	54	0
Converse	M	385	0	142	38	0	53	14	7	8	16	32	3	15	12	30	0
	F	327	0	22	8	0	7	40	4	23	13	109	31	32	4	32	0
Crook	M	133	0	0	0	12	29	8	0	2	5	16	3	7	0	20	0
	F	154	0	0	0	3	6	12	0	12	6	44	22	21	0	17	0
Fremont	M	908	8	89	119	30	61	65	16	33	58	130	47	99	18	135	0
	F	1,008	3	16	13	7	29	63	17	46	43	255	208	154	25	129	0
Goshen	M	231	5	0	10	23	28	11	0	4	10	26	22	7	0	79	0
	F	280	3	0	3	8	4	26	0	16	8	57	92	22	0	39	0
Hot Springs	M	90	0	13	0	0	0	5	0	0	2	16	6	8	0	12	0
	F	130	0	4	0	0	0	12	0	0	5	26	53	7	0	15	0
Johnson	M	214	0	17	29	3	13	21	2	12	22	22	6	18	6	37	0
	F	237	0	3	4	2	7	33	5	21	13	56	33	33	2	24	0
Laramie	M	2,595	10	73	383	187	291	203	91	136	271	51	217	171	71	437	0
	F	2,576	5	14	38	30	64	214	44	244	229	114	809	211	65	494	0
Lincoln	M	444	0	85	106	8	35	35	5	5	19	62	25	9	8	40	0
	F	424	0	8	18	4	11	48	12	11	15	139	95	32	5	26	0
Natrona	M	2,893	6	324	381	159	579	218	28	135	208	182	186	158	84	245	0
	F	2,727	2	50	55	36	132	238	25	179	160	562	809	243	59	177	0
Niobrara	M	50	0	0	0	0	3	5	0	0	0	9	3	2	0	15	0
	F	62	0	0	0	0	2	5	0	0	0	27	12	3	0	10	0
Park	M	699	17	67	101	58	64	61	15	21	37	57	60	66	11	64	0
	F	732	4	8	10	31	18	58	16	40	47	156	206	92	9	36	0
Platte	M	249	14	15	0	12	92	18	0	4	4	13	7	10	0	33	0
	F	208	2	2	0	5	18	13	0	13	3	48	45	27	0	26	0
Sheridan	M	780	22	55	175	51	91	59	16	22	72	50	37	60	16	54	0
	F	696	2	6	20	16	18	64	11	49	49	127	172	80	24	57	0
Sublette	M	322	3	140	56	2	43	18	0	6	10	10	3	2	2	25	0
	F	203	3	18	12	2	9	26	0	18	10	25	50	14	4	11	0
Sweetwater	M	2,081	0	840	142	335	274	89	10	39	79	55	29	62	20	107	0
	F	1,280	0	86	22	39	88	125	26	87	60	299	235	110	18	85	0
Teton	M	1,421	5	0	281	12	70	83	21	74	125	84	61	547	21	37	0
	F	1,049	6	0	18	2	35	65	15	77	106	136	222	313	31	22	0
Uinta	M	618	0	72	100	26	76	43	35	15	39	67	30	27	0	78	0
	F	709	0	7	24	12	9	74	24	31	34	194	166	46	0	85	0
Washakie	M	228	0	20	27	37	34	12	11	9	5	19	6	5	0	37	0
	F	239	0	3	4	17	11	17	7	18	16	55	54	23	0	13	0
Weston	M	162	0	0	0	22	30	11	2	2	2	10	2	7	0	34	0
	F	152	0	0	0	4	6	13	3	9	7	59	16	16	0	17	0
WY	M	282	0	64	92	0	67	12	0	3	26	2	0	0	8	0	3
	F	96	0	2	2	0	29	5	0	4	43	2	0	0	3	0	3

Appendix Table 2.2: Total Number of Persons Working in Wyoming by Selected Variable, 2016

Age Group = 45-54

County		Total	11 - Agriculture, Forestry, Fishing, & Hunting	21 - Mining	23 - Construction	31,32 & 33 - Manufacturing	42,48,49 & 22 - Wholesale Trade, Transportation, Utilities, & Warehousing	44 & 45 - Retail Trade	51 - Information	52 & 53 - Financial Activities	54 & 55 - Professional & Business Services	61 - Educational Services	62 - Health Services	71 & 72 - Leisure & Hospitality	81 - Other Services	92 - Public Administration	99 - Unclassified
Total	M	16,500	156	2,211	2,028	1,081	2,358	1,164	294	517	1,042	1,387	814	1,045	379	2,016	8
	F	15,548	53	360	321	269	661	1,371	238	1,081	1,035	3,467	3,317	1,336	363	1,668	8
Albany	M	859	2	0	79	43	44	60	10	32	68	354	11	37	23	92	0
	F	789	2	0	14	3	7	47	2	48	51	402	106	38	15	54	0
Big Horn	M	288	2	50	0	58	25	13	0	4	10	41	11	10	8	29	0
	F	281	3	3	0	5	7	25	0	15	14	105	57	6	4	34	0
Campbell	M	1,690	0	556	211	69	296	72	22	29	81	69	45	45	56	138	0
	F	1,439	0	116	44	16	105	99	11	72	90	340	276	91	28	150	0
Carbon	M	434	13	56	59	13	43	36	8	4	11	24	10	45	4	108	0
	F	366	4	3	9	3	9	48	5	24	17	79	43	58	3	61	0
Converse	M	418	3	147	30	15	81	16	2	4	22	27	10	9	11	41	0
	F	340	2	30	6	16	21	39	7	18	11	98	34	21	4	32	0
Crook	M	123	0	0	14	7	24	7	2	4	2	13	6	0	0	23	0
	F	173	0	0	4	3	13	17	5	10	6	65	20	0	0	12	0
Fremont	M	886	6	101	93	19	70	50	17	26	40	113	75	73	25	177	0
	F	1,042	2	10	21	8	24	69	17	47	41	266	233	118	29	157	0
Goshen	M	243	0	0	0	40	36	15	0	4	7	33	18	0	3	68	0
	F	263	0	0	0	11	9	18	0	22	4	79	63	0	4	37	0
Hot Springs	M	84	0	0	0	9	0	4	0	0	2	11	14	5	0	15	0
	F	125	0	0	0	2	0	12	0	0	2	33	48	2	0	10	0
Johnson	M	181	0	0	22	0	21	19	0	6	14	22	5	13	6	36	0
	F	242	0	0	2	0	8	45	0	20	16	70	20	22	12	25	0
Laramie	M	2,574	20	46	309	209	325	230	77	122	263	51	212	147	64	497	2
	F	2,547	5	10	38	35	69	210	54	308	245	109	666	177	72	545	4
Lincoln	M	398	0	62	70	17	41	32	4	8	17	55	23	13	5	47	0
	F	434	0	11	15	6	12	58	9	16	19	129	87	36	6	29	0
Natrona	M	2,510	0	222	302	122	522	214	49	108	176	229	147	113	61	237	0
	F	2,365	0	38	37	39	114	181	20	162	148	600	619	177	78	152	0
Niobrara	M	36	0	0	2	0	2	3	0	0	0	7	0	3	0	10	0
	F	93	0	0	3	0	4	8	0	0	0	31	0	7	0	12	0
Park	M	729	16	42	96	54	87	59	20	15	44	64	48	61	22	101	0
	F	798	6	6	11	40	23	51	13	53	59	160	225	79	7	65	0
Platte	M	292	18	11	0	7	127	14	0	3	4	15	6	8	0	44	0
	F	256	8	2	0	8	18	27	0	15	8	59	48	34	0	24	0
Sheridan	M	701	24	50	118	39	79	78	13	18	53	53	43	53	16	64	0
	F	711	10	6	24	9	23	73	13	57	48	127	175	63	25	57	0
Sublette	M	255	5	97	51	0	26	15	0	3	6	11	10	7	2	18	0
	F	175	6	17	11	0	6	27	0	10	5	33	29	12	5	13	0
Sweetwater	M	1,623	0	621	125	258	214	60	5	42	62	49	36	26	18	107	0
	F	1,143	0	92	19	42	72	116	17	63	75	291	172	98	18	68	0
Teton	M	1,035	0	0	211	7	71	82	20	56	80	49	53	351	27	24	0
	F	893	0	0	29	7	38	83	16	61	101	112	183	211	39	12	0
Uinta	M	516	0	46	84	19	78	49	24	17	26	58	16	15	15	66	0
	F	559	0	7	15	6	17	65	25	21	23	159	103	35	4	78	0
Washakie	M	231	0	16	17	49	29	11	9	4	7	20	13	5	4	44	0
	F	236	0	3	4	4	18	17	12	10	7	66	63	11	3	18	0
Weston	M	141	0	9	10	25	29	12	2	0	0	17	0	4	0	30	0
	F	173	0	3	6	5	5	33	2	0	0	53	0	9	0	23	0
WY	M	253	0	35	58	0	80	13	0	6	46	0	0	0	0	0	0
	F	105	0	2	8	0	38	3	0	6	44	0	0	0	0	0	0

Appendix Table 2.2: Total Number of Persons Working in Wyoming by Selected Variable, 2016

Age Group = 55-64

County		Total	11 - Agriculture, Forestry, Fishing, & Hunting	21 - Mining	23 - Construction	31,32 & 33 - Manufacturing	42,48,49 & 22 - Wholesale Trade, Transportation, Utilities, & Warehousing	44 & 45 - Retail Trade	51 - Information	52 & 53 - Financial Activities	54 & 55 - Professional & Business Services	61 - Educational Services	62 - Health Services	71 & 72 - Leisure & Hospitality	81 - Other Services	92 - Public Administration	99 - Unclassified
Total	M	15,434	150	2,137	1,747	1,139	2,315	1,102	218	447	1,047	1,379	782	792	337	1,839	3
	F	14,796	59	296	322	273	630	1,388	274	1,018	952	3,457	3,033	1,045	343	1,699	7
Albany	M	819	5	0	54	35	55	47	7	20	63	375	27	23	14	91	0
	F	738	2	0	8	6	8	32	6	36	48	424	59	32	18	57	0
Big Horn	M	266	6	41	20	52	30	8	0	3	21	27	15	0	5	36	0
	F	281	2	7	4	9	6	27	0	9	10	112	47	0	2	27	0
Campbell	M	1,654	0	594	185	39	293	84	11	28	102	76	55	25	42	116	0
	F	1,369	0	104	38	11	71	102	18	69	106	336	269	77	27	139	0
Carbon	M	418	8	47	51	0	42	47	4	9	16	22	7	41	9	101	0
	F	399	6	4	7	0	5	60	2	17	15	98	63	45	3	73	0
Converse	M	333	2	93	25	13	83	12	2	5	20	24	5	6	0	41	0
	F	281	2	7	10	7	21	17	4	20	13	101	19	20	0	39	0
Crook	M	162	0	0	17	0	43	15	2	0	7	20	3	6	4	20	0
	F	184	0	0	2	0	13	24	3	0	3	64	26	23	2	11	0
Fremont	M	904	16	75	105	27	72	44	15	38	43	126	80	72	20	171	0
	F	1,095	5	7	13	13	33	73	26	53	36	294	248	94	27	173	0
Goshen	M	264	10	0	13	34	36	24	3	11	4	39	20	0	0	68	0
	F	302	2	0	3	11	6	25	2	21	10	95	70	0	0	43	0
Hot Springs	M	93	0	16	0	5	0	7	0	0	0	19	12	0	0	15	0
	F	155	0	3	0	2	0	13	0	0	0	46	53	0	0	21	0
Johnson	M	162	4	0	19	0	21	23	2	4	7	14	4	11	3	36	0
	F	208	2	0	9	0	7	22	8	14	9	41	24	26	10	35	0
Laramie	M	2,115	11	34	283	162	225	201	68	97	214	43	165	88	52	472	0
	F	2,237	3	5	42	36	71	207	43	239	239	92	594	138	52	474	0
Lincoln	M	414	0	88	68	22	52	25	2	5	23	55	19	8	6	39	0
	F	418	0	8	12	11	14	63	12	14	20	136	74	17	9	28	0
Natrona	M	2,269	0	186	251	140	523	194	35	83	211	201	140	67	71	164	0
	F	2,257	0	31	65	26	144	192	28	199	147	533	553	112	62	164	0
Niobrara	M	40	0	0	0	0	0	10	0	0	0	13	2	3	0	3	0
	F	87	0	0	0	0	0	12	0	0	0	29	25	8	0	9	0
Park	M	756	11	41	98	61	74	68	11	17	67	57	61	80	11	99	0
	F	874	12	11	14	41	18	86	27	49	42	177	231	84	17	65	0
Platte	M	294	9	0	31	9	114	16	0	4	4	21	12	15	0	39	0
	F	231	3	0	3	6	15	21	0	16	7	49	48	28	0	30	0
Sheridan	M	690	31	33	114	32	83	61	11	31	52	48	39	49	31	75	0
	F	709	12	2	24	19	18	87	10	56	53	138	129	55	41	65	0
Sublette	M	212	0	78	24	5	25	23	6	4	7	6	7	5	4	11	0
	F	155	0	12	12	2	8	22	3	4	7	19	33	12	4	16	0
Sweetwater	M	1,728	0	668	87	391	245	64	10	22	42	60	20	24	17	78	0
	F	996	0	78	14	38	58	88	25	53	50	266	168	70	9	77	0
Teton	M	773	3	0	166	7	70	69	7	35	60	36	50	241	11	16	0
	F	702	2	0	16	8	40	105	12	59	69	74	136	137	27	17	0
Uinta	M	449	0	46	48	9	79	27	15	19	31	51	12	12	14	82	0
	F	604	0	6	16	7	23	59	24	36	23	200	86	21	6	97	0
Washakie	M	254	0	13	0	53	44	12	5	3	10	29	17	9	5	29	0
	F	256	0	3	0	13	8	23	8	21	13	71	58	15	6	15	0
Weston	M	180	0	20	14	21	38	13	0	3	0	12	7	3	3	37	0
	F	167	0	3	3	5	5	27	0	6	0	56	17	13	5	24	0
WY	M	185	0	16	44	0	55	0	0	4	39	5	3	0	11	0	0
	F	91	0	2	5	0	37	0	0	3	29	6	3	0	2	0	0

Appendix Table 2.2: Total Number of Persons Working in Wyoming by Selected Variable, 2016

Age Group = 65-Up

County		Total	11 - Agriculture, Forestry, Fishing, & Hunting	21 - Mining	23 - Construction	31,32 &,33 - Manufacturing	42,48,49 &,22 - Wholesale Trade, Transportation, Utilities, & Warehousing	44 & 45 - Retail Trade	51 - Information	52 & 53 - Financial Activities	54 & 55 - Professional & Business Services	61 - Educational Services	62 - Health Services	71 & 72 - Leisure & Hospitality	81 - Other Services	92 - Public Administration	99 - Unclassified
Total	M	4,368	82	271	397	201	549	482	74	195	423	509	259	376	143	407	0
	F	3,973	29	46	74	68	160	477	88	282	300	777	861	394	153	264	0
Albany	M	209	3	0	0	0	6	23	0	5	24	86	6	9	6	14	0
	F	197	4	0	0	0	2	17	0	17	16	82	26	16	11	2	0
Big Horn	M	94	0	0	10	7	6	6	0	2	10	26	2	0	0	6	0
	F	95	0	0	2	6	3	10	0	5	2	29	23	0	0	11	0
Campbell	M	333	0	55	41	0	63	34	0	14	23	22	16	5	14	33	0
	F	196	0	11	4	0	11	16	0	13	23	35	47	10	5	21	0
Carbon	M	137	4	8	0	0	10	20	0	4	13	13	3	18	3	25	0
	F	134	5	2	0	0	2	20	0	6	3	20	25	26	3	19	0
Converse	M	101	7	0	6	0	24	5	2	5	8	11	4	5	2	12	0
	F	95	2	0	2	0	4	9	2	9	3	24	15	10	6	6	0
Crook	M	47	0	0	0	0	14	4	0	0	2	4	3	7	0	4	0
	F	63	0	0	0	0	2	13	0	0	3	17	16	3	0	4	0
Fremont	M	308	0	13	0	10	28	32	10	16	14	47	38	29	8	32	0
	F	299	0	2	0	7	8	35	6	13	12	67	76	39	8	24	0
Goshen	M	78	0	0	0	12	0	8	0	3	2	19	7	2	2	10	0
	F	93	0	0	0	3	0	10	0	8	4	24	24	5	8	6	0
Hot Springs	M	41	0	0	0	0	0	4	0	2	0	14	9	0	0	5	0
	F	45	0	0	0	0	0	6	0	2	0	10	15	0	0	3	0
Johnson	M	94	0	0	0	0	6	14	0	2	8	14	4	11	6	13	0
	F	93	0	0	0	0	4	18	0	4	5	23	13	14	4	3	0
Laramie	M	599	4	3	47	41	66	97	12	38	88	21	49	39	23	71	0
	F	570	3	2	17	9	19	75	5	49	74	27	171	35	31	53	0
Lincoln	M	105	0	0	19	4	0	11	0	0	9	15	4	5	10	11	0
	F	95	0	0	6	2	0	19	0	0	5	29	18	2	3	6	0
Natrona	M	613	0	39	48	36	120	68	15	45	72	40	37	34	20	32	0
	F	574	0	7	11	7	25	52	9	58	58	118	142	29	19	39	0
Niobrara	M	18	0	0	0	0	0	2	0	0	0	5	2	0	0	0	0
	F	23	0	0	0	0	0	3	0	0	0	5	4	0	0	0	0
Park	M	287	16	6	26	9	0	40	7	9	27	35	14	43	7	30	0
	F	264	3	4	5	9	0	28	14	19	10	35	66	39	16	15	0
Platte	M	91	7	0	0	3	20	13	0	0	0	16	2	0	0	18	0
	F	83	2	0	0	2	6	12	0	0	0	24	10	0	0	6	0
Sheridan	M	253	9	0	27	12	25	27	5	17	22	24	15	29	15	18	0
	F	240	3	0	5	6	7	47	9	15	13	29	44	35	16	10	0
Sublette	M	55	0	7	9	0	0	8	0	2	4	2	3	4	0	5	0
	F	42	0	2	3	0	0	5	0	4	3	8	8	3	0	3	0
Sweetwater	M	302	0	83	15	25	36	16	2	4	32	37	8	14	7	23	0
	F	206	0	7	3	3	8	18	6	12	11	65	33	23	5	12	0
Teton	M	282	0	0	35	0	25	25	7	15	35	11	10	104	7	5	0
	F	238	0	0	5	0	13	37	7	19	22	12	35	70	9	6	0
Uinta	M	118	4	5	15	0	0	11	8	5	8	20	8	0	0	18	0
	F	110	2	2	5	0	0	18	11	7	4	30	12	0	0	8	0
Washakie	M	90	0	0	9	11	8	3	0	4	6	15	9	11	0	10	0
	F	102	0	0	2	3	6	2	0	8	7	40	24	4	0	4	0
Weston	M	58	0	7	0	0	0	10	0	0	0	10	5	2	0	9	0
	F	57	0	3	0	0	0	7	0	0	0	20	13	2	0	2	0
WY	M	55	0	0	0	0	25	0	0	0	16	2	0	0	0	0	0
	F	59	0	0	0	0	36	0	0	0	16	4	0	0	0	0	0

Appendix Table 2.2: Total Number of Persons Working in Wyoming by Selected Variable, 2016

Births = 1

County		Total	11 - Agriculture, Forestry, Fishing, & Hunting	21 - Mining	23 - Construction	31,32 &,33 - Manufacturing	42,48,49 &,22 - Wholesale Trade, Transportation, Utilities, & Warehousing	44 & 45 - Retail Trade	51 - Information	52 & 53 - Financial Activities	54 & 55 - Professional & Business Services	61 - Educational Services	62 - Health Services	71 & 72 - Leisure & Hospitality	81 - Other Services	92 - Public Administration	99 - Unclassified
Total	M	14,384	125	2,197	2,048	958	1,968	1,029	239	448	920	1,010	592	895	363	1,585	7
	F	13,889	31	261	237	188	493	1,376	188	1,022	780	2,607	3,433	1,647	333	1,287	6
Albany	M	744	2	0	74	40	36	69	8	34	52	248	31	36	17	90	0
	F	698	3	0	15	6	5	53	6	50	43	291	115	49	23	37	0
Big Horn	M	238	0	42	24	41	20	12	0	0	16	28	12	4	4	28	0
	F	241	0	4	2	6	6	30	0	0	3	75	59	15	2	19	0
Campbell	M	1,697	0	551	235	71	299	79	26	23	101	55	27	46	62	117	0
	F	1,507	0	89	29	14	87	138	16	91	90	303	324	150	49	126	0
Carbon	M	313	13	54	38	0	35	30	0	4	3	10	7	22	3	82	0
	F	320	6	10	5	0	4	37	0	20	12	62	55	54	3	50	0
Converse	M	320	0	109	35	10	54	7	2	5	17	27	6	7	11	24	0
	F	268	0	14	6	7	10	28	4	21	12	86	25	27	3	25	0
Crook	M	83	0	0	17	4	15	4	0	0	2	12	2	3	0	9	0
	F	94	0	0	3	2	5	11	0	0	2	26	13	11	0	7	0
Fremont	M	771	6	78	94	10	59	54	13	26	45	89	52	83	21	141	0
	F	908	4	5	9	5	17	63	11	46	41	191	202	160	21	133	0
Goshen	M	189	0	0	0	25	20	14	2	4	9	25	17	5	2	48	0
	F	191	0	0	0	8	4	15	2	10	6	40	60	18	2	25	0
Hot Springs	M	94	0	0	0	0	14	2	0	0	3	18	9	7	0	11	0
	F	115	0	0	0	0	2	9	0	0	3	35	37	4	0	11	0
Johnson	M	148	0	0	27	4	15	16	0	5	8	12	0	9	5	29	0
	F	189	0	0	5	2	7	29	0	20	6	47	0	25	10	17	0
Laramie	M	2,064	0	49	344	152	204	194	70	97	202	34	140	147	41	381	0
	F	2,304	0	8	42	28	48	197	34	272	180	85	701	243	69	395	0
Lincoln	M	305	0	53	60	9	30	25	0	7	14	43	20	4	9	29	0
	F	342	0	7	7	4	5	66	0	7	13	92	75	35	2	23	0
Natrona	M	2,408	0	285	345	113	475	181	36	103	189	130	120	142	78	205	0
	F	2,476	0	37	37	28	117	243	17	164	130	457	752	302	56	135	0
Niobrara	M	37	0	0	0	0	4	4	0	0	0	4	0	2	0	10	0
	F	48	0	0	0	0	2	7	0	0	0	13	0	5	0	5	0
Park	M	570	9	55	87	44	52	58	14	20	37	37	33	47	14	63	0
	F	606	4	8	9	18	15	45	12	35	31	109	169	102	10	38	0
Platte	M	234	12	0	23	0	92	14	0	2	0	15	5	5	2	32	0
	F	181	5	0	2	0	12	24	0	13	0	33	37	27	4	21	0
Sheridan	M	599	19	36	119	43	56	63	7	17	47	38	18	63	20	53	0
	F	643	2	6	9	12	17	65	7	49	46	107	170	74	31	48	0
Sublette	M	210	0	88	0	0	24	16	0	3	5	8	2	3	2	10	0
	F	134	0	11	0	0	7	19	0	13	5	15	35	11	3	10	0
Sweetwater	M	1,639	0	630	116	283	229	65	7	31	47	43	26	39	31	91	0
	F	1,028	0	50	23	26	58	124	9	73	54	220	194	114	18	65	0
Teton	M	723	0	0	167	7	55	50	13	38	61	56	41	197	19	18	0
	F	680	0	0	13	2	18	68	16	50	46	110	171	148	20	17	0
Uinta	M	496	0	39	68	17	89	49	24	16	25	48	17	15	10	78	0
	F	545	0	5	12	4	9	70	25	31	23	126	129	45	4	60	0
Washakie	M	191	0	0	0	45	25	8	5	7	6	18	6	3	0	19	0
	F	193	0	0	0	10	8	13	9	12	5	45	61	18	0	10	0
Weston	M	123	0	0	23	19	25	6	0	3	0	12	0	6	0	17	0
	F	118	0	0	4	3	4	21	0	6	0	36	0	10	0	10	0
WY	M	188	0	0	60	0	41	0	0	0	26	0	0	0	0	0	0
	F	60	0	0	3	0	26	0	0	0	23	0	0	0	0	0	0

Appendix Table 2.2: Total Number of Persons Working in Wyoming by Selected Variable, 2016

Births = 2

County		Total	11 - Agriculture, Forestry, Fishing, & Hunting	21 - Mining	23 - Construction	31,32 &,33 - Manufacturing	42,48,49 &,22 - Wholesale Trade, Transportation, Utilities, & Warehousing	44 & 45 - Retail Trade	51 - Information	52 & 53 - Financial Activities	54 & 55 - Professional & Business Services	61 - Educational Services	62 - Health Services	71 & 72 - Leisure & Hospitality	81 - Other Services	92 - Public Administration	99 - Unclassified
Total	M	9,654	75	1,650	1,227	641	1,327	534	105	330	627	842	383	441	252	1,217	3
	F	10,442	26	216	212	138	360	834	151	668	599	2,422	2,571	1,016	247	976	6
Albany	M	535	0	0	50	30	17	39	2	29	65	189	11	14	14	73	0
	F	515	0	0	7	2	2	29	2	26	31	257	83	22	17	37	0
Big Horn	M	176	2	45	15	25	0	8	0	2	4	32	4	0	7	18	0
	F	190	3	3	2	5	0	18	0	7	7	72	41	0	2	21	0
Campbell	M	1,194	0	418	146	48	230	44	9	21	58	57	20	14	34	94	0
	F	1,218	0	57	36	12	76	99	11	54	66	306	263	95	31	112	0
Carbon	M	217	0	56	18	3	16	16	0	4	0	19	0	8	8	54	0
	F	222	0	4	10	3	2	23	0	19	0	49	0	34	3	35	0
Converse	M	259	0	99	25	6	44	6	3	2	13	21	0	5	6	29	0
	F	245	0	17	3	7	8	22	3	19	5	93	0	19	3	22	0
Crook	M	43	0	0	0	0	0	3	0	0	0	3	0	0	0	6	0
	F	58	0	0	0	0	0	4	0	0	0	30	0	0	0	3	0
Fremont	M	610	0	72	71	16	62	30	6	23	36	80	25	55	24	106	0
	F	748	0	11	12	5	17	51	9	33	28	187	159	120	16	99	0
Goshen	M	93	0	0	4	0	7	5	0	3	2	11	9	0	0	31	0
	F	101	0	0	2	0	2	9	0	6	2	24	29	0	0	13	0
Hot Springs	M	55	0	0	0	0	0	2	0	0	2	9	7	4	0	8	0
	F	80	0	0	0	0	0	10	0	0	3	22	30	3	0	6	0
Johnson	M	128	0	0	16	0	10	6	0	8	9	13	4	9	7	28	0
	F	144	0	0	3	0	4	16	0	10	7	45	18	16	4	17	0
Laramie	M	1,270	8	16	175	107	132	95	31	67	114	26	104	72	36	285	0
	F	1,600	2	5	20	19	31	112	41	163	127	68	553	141	44	274	0
Lincoln	M	210	0	41	40	8	19	20	0	2	9	29	17	2	2	20	0
	F	234	0	8	10	2	5	20	0	9	9	73	57	15	4	18	0
Natrona	M	1,705	5	166	198	98	345	107	14	82	150	138	88	77	53	184	0
	F	1,921	2	30	36	20	76	158	15	114	118	441	574	168	57	109	0
Niobrara	M	14	0	0	0	0	0	0	0	0	0	3	0	0	0	6	0
	F	54	0	0	0	0	0	0	0	0	0	28	0	0	0	6	0
Park	M	410	0	50	63	23	37	32	4	14	22	40	22	33	11	53	0
	F	443	0	4	13	12	7	17	7	21	21	109	137	66	3	25	0
Platte	M	140	0	0	14	3	64	7	0	2	2	7	2	2	0	24	0
	F	148	0	0	2	4	12	17	0	9	2	34	28	21	0	16	0
Sheridan	M	413	13	43	80	21	40	30	9	13	36	30	18	22	11	47	0
	F	463	2	4	14	9	11	36	4	37	24	104	108	56	25	29	0
Sublette	M	153	3	54	30	3	16	4	0	3	11	8	0	0	2	17	0
	F	120	5	10	9	3	3	9	0	9	3	18	0	0	4	6	0
Sweetwater	M	1,082	0	472	74	178	148	36	3	19	28	23	9	18	15	59	0
	F	854	0	55	8	20	49	90	16	57	42	211	150	85	12	59	0
Teton	M	382	2	0	96	0	17	20	4	22	37	40	23	90	9	15	0
	F	432	4	0	9	0	21	30	4	36	48	73	112	69	16	9	0
Uinta	M	276	0	32	43	13	47	16	12	7	13	41	11	10	6	25	0
	F	363	0	2	8	3	8	35	14	17	14	91	87	37	2	44	0
Washakie	M	137	0	13	20	24	15	2	4	3	2	13	4	3	0	29	0
	F	173	0	3	4	9	10	15	8	8	10	55	32	7	0	11	0
Weston	M	43	0	0	5	0	0	2	0	0	0	6	0	0	0	6	0
	F	66	0	0	2	0	0	7	0	0	0	31	0	0	0	5	0
WY	M	109	0	0	0	0	33	4	0	2	12	0	0	0	0	0	0
	F	50	0	0	0	0	13	3	0	3	24	0	0	0	0	0	0

Appendix Table 2.2: Total Number of Persons Working in Wyoming by Selected Variable, 2016

Births = > 2

County		Total	11 - Agriculture, Forestry, Fishing, & Hunting	21 - Mining	23 - Construction	31,32 &,33 - Manufacturing	42,48,49 &,22 - Wholesale Trade, Transportation, Utilities, & Warehousing	44 & 45 - Retail Trade	51 - Information	52 & 53 - Financial Activities	54 & 55 - Professional & Business Services	61 - Educational Services	62 - Health Services	71 & 72 - Leisure & Hospitality	81 - Other Services	92 - Public Administration	99 - Unclassified	
Total	M	3,938	34	700	514	276	588	218	63	123	257	354	151	156	88	415	0	
	F	4,288	9	58	86	47	154	394	49	248	235	983	1,066	578	87	291	0	
Albany	M	173	0	0	11	0	10	8	0	11	25	50	2	9	5	28	0	
	F	167	0	0	2	0	2	13	0	11	12	75	28	8	5	9	0	
Big Horn	M	112	0	19	17	22	7	5	0	4	5	18	2	0	0	10	0	
	F	126	0	3	2	4	3	8	0	4	5	61	20	0	0	7	0	
Campbell	M	474	0	143	68	17	90	26	7	5	30	25	10	9	14	28	0	
	F	453	0	14	13	3	26	30	5	15	23	119	113	57	9	25	0	
Carbon	M	73	0	0	11	0	4	8	2	4	4	2	0	4	0	15	0	
	F	96	0	0	2	0	3	10	2	5	4	22	0	18	0	9	0	
Converse	M	114	0	44	6	0	24	0	0	2	4	11	0	0	0	12	0	
	F	85	0	4	4	0	2	0	0	3	2	30	0	0	0	4	0	
Crook	M	27	0	0	0	0	0	0	0	0	0	3	0	0	0	0	0	
	F	30	0	0	0	0	0	0	0	0	0	15	0	0	0	0	0	
Fremont	M	271	0	37	36	0	13	18	4	6	16	28	22	33	5	44	0	
	F	363	0	3	7	0	7	24	2	14	11	65	65	105	4	55	0	
Goshen	M	41	0	0	0	0	0	2	0	0	0	8	4	0	0	9	0	
	F	59	0	0	0	0	0	5	0	0	0	13	18	0	0	3	0	
Hot Springs	M	23	0	0	0	2	0	3	0	0	0	4	0	0	0	0	0	
	F	41	0	0	0	2	0	2	0	0	0	13	0	0	0	0	0	
Johnson	M	52	0	0	9	0	0	4	0	2	8	8	2	0	0	6	0	
	F	69	0	0	3	0	0	6	0	4	4	20	10	0	0	6	0	
Laramie	M	419	0	10	65	36	64	31	17	24	38	6	18	20	21	68	0	
	F	616	0	2	6	5	18	52	8	67	53	26	212	80	18	69	0	
Lincoln	M	140	0	0	32	0	7	9	0	2	7	31	8	0	3	14	0	
	F	158	0	0	9	0	6	17	0	5	5	51	39	0	2	5	0	
Natrona	M	676	0	85	72	41	150	38	6	30	51	63	39	17	16	66	0	
	F	781	0	8	10	11	25	69	3	49	38	171	237	104	26	30	0	
Niobrara	M	4	0	0	0	0	0	0	0	0	0	0	0	0	0	0	0	
	F	14	0	0	0	0	0	0	0	0	0	0	0	0	0	0	0	
Park	M	179	5	14	23	12	17	17	4	4	14	20	12	11	0	21	0	
	F	197	2	2	4	5	6	15	2	10	13	49	58	21	0	9	0	
Platte	M	63	0	0	0	0	0	0	0	0	0	3	3	4	0	8	0	
	F	61	0	0	0	0	0	0	0	0	0	15	13	5	0	6	0	
Sheridan	M	187	0	0	50	4	20	7	0	6	15	16	8	13	4	16	0	
	F	206	0	0	6	2	9	23	0	10	9	46	56	28	8	6	0	
Sublette	M	64	0	0	0	0	0	4	0	0	2	2	2	0	0	0	0	
	F	31	0	0	0	0	0	3	0	0	3	7	6	0	0	0	0	
Sweetwater	M	461	0	199	25	78	67	17	0	9	15	12	5	6	2	25	0	
	F	338	0	17	5	6	27	38	0	16	14	82	60	42	8	18	0	
Teton	M	94	0	0	23	0	0	4	0	5	13	9	4	21	0	4	0	
	F	90	0	0	2	0	0	12	0	8	9	13	23	15	0	2	0	
Uinta	M	135	0	0	19	5	24	12	4	4	8	26	6	3	0	12	0	
	F	182	0	0	7	2	3	17	3	7	9	58	41	15	0	19	0	
Washakie	M	83	0	0	0	15	14	0	0	2	0	7	0	0	0	16	0	
	F	77	0	0	0	2	2	0	0	7	0	19	0	0	0	3	0	
Weston	M	21	0	0	0	0	0	0	0	0	0	0	0	0	0	0	0	
	F	20	0	0	0	0	0	0	0	0	0	0	0	0	0	0	0	
WY	M	52	0	0	0	0	13	0	0	0	0	0	0	0	0	0	0	
	F	28	0	0	0	0	11	0	0	0	0	0	0	0	0	0	0	

Appendix Table 2.2: Total Number of Persons Working in Wyoming by Selected Variable, 2016

**Age Group = All
Education = High School Diploma**

County		Total	11 - Agriculture, Forestry, Fishing, & Hunting	21 - Mining	23 - Construction	31,32 &,33 - Manufacturing	42,48,49 &,22 - Wholesale Trade, Transportation, Utilities, & Warehousing	44 & 45 - Retail Trade	51 - Information	52 & 53 - Financial Activities	54 & 55 - Professional & Business Services	61 - Educational Services	62 - Health Services	71 & 72 - Leisure & Hospitality	81 - Other Services	92 - Public Administration	99 - Unclassified
Total	M	2,053	25	185	334	96	189	362	25	44	132	42	54	415	89	59	2
	F	1,404	6	9	15	15	26	325	11	70	67	48	267	444	46	53	2
Albany	M	112	0	0	0	0	0	22	0	0	0	10	3	21	13	0	0
	F	52	0	0	0	0	0	13	0	0	0	3	11	18	2	0	0
Big Horn	M	25	0	0	0	0	0	5	0	0	0	0	0	0	0	0	0
	F	18	0	0	0	0	0	6	0	0	0	0	0	0	0	0	0
Campbell	M	172	0	40	18	0	15	26	0	3	14	8	3	29	4	6	0
	F	170	0	4	3	0	8	38	0	6	12	5	36	47	3	6	0
Carbon	M	59	0	0	0	0	0	11	0	2	0	0	0	16	0	0	0
	F	39	0	0	0	0	0	13	0	2	0	0	0	11	0	0	0
Converse	M	64	0	0	0	0	0	3	0	0	0	0	2	8	0	0	0
	F	26	0	0	0	0	0	10	0	0	0	0	3	9	0	0	0
Crook	M	12	0	0	0	0	0	3	0	0	0	0	0	0	0	0	0
	F	10	0	0	0	0	0	2	0	0	0	0	0	0	0	0	0
Fremont	M	126	0	0	0	4	0	24	0	0	0	3	4	25	8	9	0
	F	94	0	0	0	2	0	16	0	0	0	2	13	35	4	14	0
Goshen	M	29	0	0	0	0	0	0	0	0	0	0	0	6	0	0	0
	F	10	0	0	0	0	0	0	0	0	0	0	0	2	0	0	0
Hot Springs	M	14	0	0	0	0	0	0	0	0	0	0	0	6	0	0	0
	F	14	0	0	0	0	0	0	0	0	0	0	0	3	0	0	0
Johnson	M	13	0	0	0	0	0	0	0	0	0	0	0	2	0	0	0
	F	6	0	0	0	0	0	0	0	0	0	0	0	2	0	0	0
Laramie	M	308	0	0	41	11	26	68	8	9	27	0	14	73	13	7	0
	F	201	0	0	2	2	3	38	4	16	16	0	48	63	5	4	0
Lincoln	M	67	0	0	0	0	0	15	0	0	0	0	0	6	0	0	0
	F	44	0	0	0	0	0	13	0	0	0	0	0	13	0	0	0
Natrona	M	399	0	0	0	17	45	71	0	14	35	5	5	86	19	6	0
	F	291	0	0	0	2	7	73	0	12	16	4	61	96	10	5	0
Niobrara	M	8	0	0	0	0	0	0	0	0	0	0	0	2	0	0	0
	F	7	0	0	0	0	0	0	0	0	0	0	0	2	0	0	0
Park	M	128	3	0	0	8	0	19	0	0	3	0	7	34	4	0	0
	F	70	3	0	0	3	0	11	0	0	2	0	12	29	3	0	0
Platte	M	35	0	0	8	0	0	5	0	0	0	0	0	10	0	0	0
	F	25	0	0	2	0	0	10	0	0	0	0	0	6	0	0	0
Sheridan	M	53	0	0	0	0	0	10	0	0	3	0	3	12	2	0	0
	F	45	0	0	0	0	0	7	0	0	2	0	10	18	5	0	0
Sublette	M	18	0	0	0	0	0	3	0	0	0	0	0	2	0	0	0
	F	16	0	0	0	0	0	3	0	0	0	0	0	4	0	0	0
Sweetwater	M	154	0	22	0	0	0	29	0	4	8	3	3	31	6	6	0
	F	120	0	3	0	0	0	24	0	5	4	10	19	44	3	5	0
Teton	M	74	0	0	0	0	0	16	0	3	4	0	0	23	2	0	0
	F	36	0	0	0	0	0	7	0	3	2	0	0	12	5	0	0
Uinta	M	99	0	0	15	0	0	21	0	3	4	2	5	11	3	0	0
	F	61	0	0	2	0	0	19	0	2	2	4	10	15	2	0	0
Washakie	M	36	0	0	0	4	0	4	0	0	2	0	0	8	0	0	0
	F	32	0	0	0	2	0	5	0	0	3	0	0	7	0	0	0
Weston	M	27	0	0	0	0	0	3	0	0	0	0	0	4	0	0	0
	F	12	0	0	0	0	0	7	0	0	0	0	0	4	0	0	0
WY	M	21	0	0	0	0	0	0	0	0	5	0	0	0	0	0	0
	F	5	0	0	0	0	0	0	0	0	2	0	0	0	0	0	0

Appendix Table 2.2: Total Number of Persons Working in Wyoming by Selected Variable, 2016

**Age Group = All
Education = Some College**

County		Total	11 - Agriculture, Forestry, Fishing, & Hunting	21 - Mining	23 - Construction	31,32 &,33 - Manufacturing	42,48,49 &,22 - Wholesale Trade, Transportation, Utilities, & Warehousing	44 & 45 - Retail Trade	51 - Information	52 & 53 - Financial Activities	54 & 55 - Professional & Business Services	61 - Educational Services	62 - Health Services	71 & 72 - Leisure & Hospitality	81 - Other Services	92 - Public Administration	99 - Unclassified
Total	M	21,369	131	3,338	2,729	1,363	2,596	1,934	273	488	1,234	1,876	760	2,122	569	1,944	12
	F	21,609	76	335	330	290	629	2,245	264	1,056	1,063	5,561	4,482	3,256	426	1,587	9
Albany	M	1,438	6	0	118	64	53	166	21	54	108	317	87	279	36	122	0
	F	1,561	3	0	17	16	12	158	10	77	55	525	283	289	40	74	0
Big Horn	M	257	5	47	24	34	14	22	0	4	9	51	4	7	9	27	0
	F	388	7	4	3	9	9	43	0	10	8	179	65	17	3	28	0
Campbell	M	3,569	6	903	574	140	719	218	43	41	196	145	42	150	158	232	0
	F	2,387	3	114	45	29	166	215	23	90	208	675	331	275	62	151	0
Carbon	M	378	8	66	37	0	22	56	5	6	10	23	11	37	2	87	0
	F	383	3	13	8	0	3	35	6	19	8	103	63	58	3	60	0
Converse	M	400	3	99	41	10	65	18	3	3	20	58	5	28	9	38	0
	F	472	8	16	11	12	14	33	7	22	10	184	56	72	2	24	0
Crook	M	181	0	0	46	8	28	20	0	0	7	15	0	13	4	16	0
	F	239	0	0	2	2	5	28	0	0	3	109	0	35	4	12	0
Fremont	M	1,084	8	65	106	16	69	98	13	19	53	176	78	142	23	218	0
	F	1,468	2	8	16	6	18	111	18	49	33	481	263	246	26	191	0
Goshen	M	351	0	0	19	19	35	29	3	11	8	56	31	27	2	98	0
	F	468	0	0	2	4	7	41	4	25	8	125	135	64	4	48	0
Hot Springs	M	84	0	9	0	0	0	7	0	0	0	19	6	13	0	10	0
	F	152	0	3	0	0	0	11	0	0	0	45	39	23	0	21	0
Johnson	M	260	0	0	41	2	14	28	5	4	18	29	2	49	10	39	0
	F	282	0	0	3	4	8	21	3	14	12	90	28	69	4	25	0
Laramie	M	2,299	12	44	308	119	190	319	79	114	214	57	151	350	65	277	0
	F	3,100	4	5	34	27	54	426	53	268	244	147	903	491	80	364	0
Lincoln	M	367	0	50	71	7	31	45	2	3	18	76	12	17	7	26	0
	F	496	0	5	8	3	10	56	6	4	15	187	118	55	3	25	0
Natrona	M	2,905	10	220	364	116	384	347	27	85	198	349	141	323	88	252	0
	F	3,678	5	32	58	39	117	396	25	174	177	1,048	836	511	79	179	0
Niobrara	M	40	0	0	0	0	0	3	0	0	0	13	3	8	0	6	0
	F	109	0	0	0	0	0	4	0	0	0	51	20	9	0	17	0
Park	M	671	9	26	90	37	44	62	17	12	31	87	33	122	19	82	0
	F	1,003	18	5	12	25	21	83	21	39	37	229	224	210	12	67	0
Platte	M	228	0	0	32	4	74	24	0	3	2	27	2	6	0	34	0
	F	279	0	0	2	4	9	29	0	13	3	97	45	38	0	34	0
Sheridan	M	1,147	18	82	232	95	89	132	19	15	76	87	41	166	31	64	0
	F	1,112	10	3	27	19	13	112	15	62	42	226	281	209	48	45	0
Sublette	M	344	4	146	59	0	38	25	0	4	15	13	5	7	9	13	0
	F	175	4	10	10	0	3	26	0	9	4	30	42	24	5	6	0
Sweetwater	M	3,729	0	1,406	282	611	500	200	6	63	153	97	48	157	57	149	0
	F	1,805	0	111	27	59	108	216	18	78	71	451	300	251	22	93	0
Teton	M	453	3	0	84	5	26	25	4	17	26	53	22	165	11	11	0
	F	743	3	0	12	9	13	53	6	33	45	182	152	203	15	16	0
Uinta	M	661	0	74	70	26	88	60	21	23	32	84	26	40	13	99	0
	F	782	0	4	19	10	9	100	25	39	30	208	170	72	6	90	0
Washakie	M	134	0	0	24	18	8	3	3	5	9	26	6	6	3	18	0
	F	239	0	0	4	9	5	11	3	15	10	91	67	13	3	8	0
Weston	M	197	0	0	27	17	51	22	0	0	0	17	3	10	0	26	0
	F	211	0	0	6	2	2	35	0	0	0	89	30	22	0	9	0
WY	M	192	0	0	73	0	43	5	0	0	29	0	0	0	0	0	5
	F	77	0	0	3	0	22	2	0	0	32	0	0	0	0	0	2

Appendix Table 2.2: Total Number of Persons Working in Wyoming by Selected Variable, 2016

**Age Group = All
Education = Certificate**

County	Total	11 - Agriculture, Forestry, Fishing, & Hunting	21 - Mining	23 - Construction	31,32 &,33 - Manufacturing	42,48,49 &,22 - Wholesale Trade, Transportation, Utilities, & Warehousing	44 & 45 - Retail Trade	51 - Information	52 & 53 - Financial Activities	54 & 55 - Professional & Business Services	61 - Educational Services	62 - Health Services	71 & 72 - Leisure & Hospitality	81 - Other Services	92 - Public Administration	99 - Unclassified
Total	M 734	8	137	96	74	80	55	11	8	32	55	33	63	36	45	0
	F 523	3	10	8	10	14	21	4	15	23	122	200	53	10	30	0
Albany	M 24	0	0	0	0	0	0	0	0	0	7	0	4	0	0	0
	F 28	0	0	0	0	0	0	0	0	0	10	0	7	0	0	0
Big Horn	M 10	0	0	0	0	0	0	0	0	0	0	3	0	0	0	0
	F 24	0	0	0	0	0	0	0	0	0	0	13	0	0	0	0
Campbell	M 84	0	21	0	0	11	0	0	0	3	4	2	7	6	3	0
	F 43	0	2	0	0	3	0	0	0	2	3	20	3	2	3	0
Carbon	M 5	0	0	0	0	0	0	0	0	0	0	0	0	0	0	0
	F 9	0	0	0	0	0	0	0	0	0	0	0	0	0	0	0
Converse	M 9	0	0	0	0	0	0	0	0	0	0	0	0	0	0	0
	F 8	0	0	0	0	0	0	0	0	0	0	0	0	0	0	0
Fremont	M 35	0	0	5	0	0	0	0	0	0	4	0	6	2	7	0
	F 54	0	0	2	0	0	0	0	0	0	16	0	9	2	5	0
Goshen	M 9	0	0	0	0	0	0	0	0	0	0	0	0	0	0	0
	F 12	0	0	0	0	0	0	0	0	0	0	0	0	0	0	0
Hot Springs	M 2	0	0	0	0	0	0	0	0	0	0	0	0	0	0	0
	F 3	0	0	0	0	0	0	0	0	0	0	0	0	0	0	0
Johnson	M 11	0	0	0	0	0	0	0	0	0	2	0	0	0	0	0
	F 5	0	0	0	0	0	0	0	0	0	2	0	0	0	0	0
Laramie	M 138	0	0	20	17	0	22	3	3	10	0	13	11	8	12	0
	F 80	0	0	3	2	0	6	2	5	3	0	38	5	4	8	0
Lincoln	M 7	0	0	0	0	0	0	0	0	0	5	0	0	0	0	0
	F 6	0	0	0	0	0	0	0	0	0	2	0	0	0	0	0
Natrona	M 100	0	0	0	0	18	13	0	2	7	8	2	7	0	5	0
	F 98	0	0	0	0	2	4	0	2	7	25	46	7	0	3	0
Park	M 17	0	0	0	0	0	0	0	0	0	2	3	0	0	0	0
	F 21	0	0	0	0	0	0	0	0	0	5	9	0	0	0	0
Platte	M 6	0	0	0	0	0	0	0	0	0	0	0	0	0	0	0
	F 9	0	0	0	0	0	0	0	0	0	0	0	0	0	0	0
Sheridan	M 54	0	0	0	11	0	4	0	0	0	5	2	6	0	3	0
	F 31	0	0	0	2	0	2	0	0	0	4	9	9	0	3	0
Sublette	M 9	0	0	0	0	0	0	0	0	0	0	0	0	0	0	0
	F 4	0	0	0	0	0	0	0	0	0	0	0	0	0	0	0
Sweetwater	M 156	0	0	0	29	19	0	0	0	3	5	0	4	0	0	0
	F 35	0	0	0	2	3	0	0	0	2	12	0	2	0	0	0
Teton	M 20	0	0	0	0	0	0	0	0	0	3	0	11	0	0	0
	F 27	0	0	0	0	0	0	0	0	0	11	0	5	0	0	0
Uinta	M 13	0	0	0	0	0	0	0	0	0	3	2	0	0	0	0
	F 15	0	0	0	0	0	0	0	0	0	2	10	0	0	0	0
Washakie	M 7	0	0	0	0	0	0	0	0	0	0	0	0	0	0	0
	F 4	0	0	0	0	0	0	0	0	0	0	0	0	0	0	0
Weston	M 6	0	0	0	0	0	0	0	0	0	0	0	0	0	0	0
	F 5	0	0	0	0	0	0	0	0	0	0	0	0	0	0	0

Appendix Table 2.2: Total Number of Persons Working in Wyoming by Selected Variable, 2016

**Age Group = All
Education = Associate's Degree**

County		Total	11 - Agriculture, Forestry, Fishing, & Hunting	21 - Mining	23 - Construction	31,32 &,33 - Manufacturing	42,48,49 &,22 - Wholesale Trade, Transportation, Utilities, & Warehousing	44 & 45 - Retail Trade	51 - Information	52 & 53 - Financial Activities	54 & 55 - Professional & Business Services	61 - Educational Services	62 - Health Services	71 & 72 - Leisure & Hospitality	81 - Other Services	92 - Public Administration	99 - Unclassified
Total	M	2,128	15	256	186	164	252	189	37	61	131	125	249	158	38	266	0
	F	4,081	14	60	38	36	101	279	55	226	214	609	1,731	338	60	317	0
Albany	M	157	0	0	20	0	0	16	0	10	12	23	11	29	5	19	0
	F	199	0	0	3	0	0	11	0	11	10	27	67	43	7	15	0
Big Horn	M	32	0	0	0	0	3	4	0	0	3	4	3	0	0	2	0
	F	69	0	0	0	0	3	4	0	0	2	16	26	0	0	9	0
Campbell	M	222	0	76	21	13	32	11	3	5	11	11	8	8	0	17	0
	F	332	0	13	4	5	8	17	2	22	16	57	139	14	0	33	0
Carbon	M	35	0	9	0	0	6	2	0	2	0	0	2	0	0	6	0
	F	63	0	3	0	0	2	3	0	2	0	0	16	0	0	10	0
Converse	M	36	0	9	0	0	0	0	0	0	0	3	0	0	0	3	0
	F	62	0	2	0	0	0	0	0	0	0	22	0	0	0	3	0
Crook	M	10	0	0	0	0	0	0	0	0	0	0	0	0	0	0	0
	F	24	0	0	0	0	0	0	0	0	0	0	0	0	0	0	0
Fremont	M	105	0	2	5	0	0	10	0	3	9	15	15	16	3	16	0
	F	270	0	2	3	0	0	16	0	14	9	52	108	14	7	36	0
Goshen	M	40	0	0	0	0	0	0	0	0	0	2	3	2	0	15	0
	F	69	0	0	0	0	0	0	0	0	0	18	23	5	0	9	0
Hot Springs	M	10	0	0	0	0	0	0	0	0	0	0	3	0	0	0	0
	F	27	0	0	0	0	0	0	0	0	0	0	18	0	0	0	0
Johnson	M	18	0	0	0	0	0	0	0	0	0	0	0	8	0	2	0
	F	36	0	0	0	0	0	0	0	0	0	0	0	6	0	6	0
Laramie	M	292	0	2	25	9	25	35	13	12	27	5	66	15	6	50	0
	F	712	0	2	4	5	14	62	7	52	48	24	366	42	15	69	0
Lincoln	M	30	0	0	0	0	0	2	0	0	0	4	7	0	0	3	0
	F	56	0	0	0	0	0	4	0	0	0	12	26	0	0	2	0
Natrona	M	463	0	38	31	26	75	40	2	17	32	28	85	21	7	60	0
	F	952	0	12	4	10	37	77	4	34	50	125	470	76	9	42	0
Niobrara	M	3	0	0	0	0	0	0	0	0	0	0	0	0	0	0	0
	F	9	0	0	0	0	0	0	0	0	0	0	0	0	0	0	0
Park	M	108	0	0	18	3	7	15	2	4	5	4	9	21	3	8	0
	F	265	0	0	2	5	6	13	7	15	22	36	116	25	4	10	0
Platte	M	28	0	0	0	0	16	2	0	0	0	0	2	0	0	4	0
	F	34	0	0	0	0	4	2	0	0	0	0	18	0	0	2	0
Sheridan	M	115	0	3	12	24	8	18	2	3	7	2	5	14	2	12	0
	F	232	0	2	2	3	2	17	6	14	20	34	69	38	9	15	0
Sublette	M	16	0	0	0	0	0	0	0	0	0	0	0	0	0	0	0
	F	27	0	0	0	0	0	0	0	0	0	0	0	0	0	0	0
Sweetwater	M	270	0	85	10	53	38	21	4	2	7	14	6	9	2	19	0
	F	346	0	21	3	3	11	25	6	17	10	81	115	29	4	21	0
Teton	M	37	0	0	8	0	0	0	0	0	4	0	12	9	0	0	0
	F	48	0	0	2	0	0	0	0	0	4	0	19	12	0	0	0
Uinta	M	62	0	0	7	7	5	2	4	0	3	4	8	3	0	15	0
	F	167	0	0	2	3	3	10	3	0	6	42	64	4	0	19	0
Washakie	M	11	0	0	0	0	0	0	0	0	0	0	0	0	0	0	0
	F	36	0	0	0	0	0	0	0	0	0	0	0	0	0	0	0
Weston	M	9	0	0	0	0	0	0	0	0	0	0	0	0	0	4	0
	F	30	0	0	0	0	0	0	0	0	0	0	0	0	0	8	0
WY	M	19	0	0	9	0	2	0	0	0	2	0	2	0	0	0	0
	F	16	0	0	2	0	3	0	0	0	6	0	3	0	0	0	0

Appendix Table 2.2: Total Number of Persons Working in Wyoming by Selected Variable, 2016

**Age Group = All
Education = Bachelor's Degree**

County		Total	11 - Agriculture, Forestry, Fishing, & Hunting	21 - Mining	23 - Construction	31,32 &,33 - Manufacturing	42,48,49 &,22 - Wholesale Trade, Transportation, Utilities, & Warehousing	44 & 45 - Retail Trade	51 - Information	52 & 53 - Financial Activities	54 & 55 - Professional & Business Services	61 - Educational Services	62 - Health Services	71 & 72 - Leisure & Hospitality	81 - Other Services	92 - Public Administration	99 - Unclassified
Total	M	1,907	26	98	87	88	134	86	21	133	252	420	158	107	19	278	0
	F	2,947	2	33	29	28	37	94	34	163	182	985	842	125	46	345	0
Albany	M	477	0	3	16	23	16	31	8	40	71	125	43	46	3	50	0
	F	533	0	2	5	2	4	35	8	50	38	206	91	38	11	43	0
Big Horn	M	27	0	0	0	0	0	0	0	0	0	11	0	0	0	8	0
	F	33	0	0	0	0	0	0	0	0	0	16	0	0	0	7	0
Campbell	M	117	0	19	0	0	12	4	0	4	15	16	10	4	0	18	0
	F	199	0	6	0	0	3	2	0	6	10	68	67	4	0	29	0
Carbon	M	38	0	0	0	0	0	2	0	0	0	12	3	3	0	4	0
	F	69	0	0	0	0	0	2	0	0	0	26	13	6	0	16	0
Converse	M	34	0	4	0	0	0	0	0	2	0	17	2	0	0	3	0
	F	57	0	2	0	0	0	0	0	2	0	32	5	0	0	4	0
Crook	M	8	0	0	0	0	0	0	0	0	0	3	0	0	0	0	0
	F	9	0	0	0	0	0	0	0	0	0	7	0	0	0	0	0
Fremont	M	87	0	0	0	0	3	3	2	5	13	38	4	3	2	9	0
	F	145	0	0	0	0	2	4	3	4	11	68	28	5	4	12	0
Goshen	M	27	0	0	0	0	0	0	0	0	0	7	2	0	0	10	0
	F	47	0	0	0	0	0	0	0	0	0	18	13	0	0	7	0
Hot Springs	M	12	0	0	0	0	0	0	0	0	0	3	0	0	0	4	0
	F	22	0	0	0	0	0	0	0	0	0	12	0	0	0	2	0
Johnson	M	14	0	0	0	0	0	0	0	0	2	2	0	2	0	0	0
	F	20	0	0	0	0	0	0	0	0	2	5	0	3	0	0	0
Laramie	M	310	0	0	8	12	17	20	7	26	53	23	37	16	3	83	0
	F	519	0	0	5	6	3	13	7	41	49	43	209	18	14	111	0
Lincoln	M	20	0	0	0	0	0	0	0	0	0	2	0	2	0	0	0
	F	24	0	0	0	0	0	0	0	0	0	9	0	2	0	0	0
Natrona	M	306	0	15	14	6	40	7	3	28	40	72	33	12	3	31	0
	F	659	0	5	3	4	12	14	4	31	31	247	234	16	9	48	0
Niobrara	M	7	0	0	0	0	0	0	0	0	0	4	0	0	0	0	0
	F	11	0	0	0	0	0	0	0	0	0	8	0	0	0	0	0
Park	M	63	0	0	4	7	0	2	0	0	7	12	7	4	0	11	0
	F	88	0	0	3	4	0	3	0	0	3	26	35	3	0	5	0
Platte	M	17	0	0	0	0	0	0	0	0	0	3	0	0	0	5	0
	F	25	0	0	0	0	0	0	0	0	0	9	0	0	0	6	0
Sheridan	M	76	0	0	0	0	0	5	0	0	21	12	6	2	3	4	0
	F	109	0	0	0	0	0	7	0	0	6	41	30	6	2	14	0
Sublette	M	15	0	0	0	0	0	0	0	0	4	4	0	0	0	0	0
	F	17	0	0	0	0	0	0	0	0	2	4	0	0	0	0	0
Sweetwater	M	138	0	33	0	24	9	2	0	7	10	32	3	0	0	13	0
	F	165	0	9	0	6	5	2	0	7	2	79	35	0	0	13	0
Teton	M	43	0	0	0	0	0	0	0	5	8	4	2	10	0	3	0
	F	65	0	0	0	0	0	0	0	2	6	10	26	13	0	2	0
Uinta	M	32	0	0	0	2	0	0	0	0	2	8	0	0	0	7	0
	F	76	0	0	0	3	0	0	0	0	3	31	0	0	0	10	0
Washakie	M	23	0	0	0	0	0	0	0	0	0	4	2	0	0	0	0
	F	26	0	0	0	0	0	0	0	0	0	12	8	0	0	0	0
Weston	M	11	0	0	0	0	0	0	0	0	0	6	0	0	0	3	0
	F	17	0	0	0	0	0	0	0	0	0	8	0	0	0	6	0
WY	M	5	0	0	0	0	2	0	0	0	0	0	0	0	0	0	0
	F	12	0	0	0	0	4	0	0	0	0	0	0	0	0	0	0

Appendix Table 2.2: Total Number of Persons Working in Wyoming by Selected Variable, 2016

**Age Group = All
Education = Master's Degree**

County	Total	11 - Agriculture, Forestry, Fishing, & Hunting	21 - Mining	23 - Construction	31,32 &,33 - Manufacturing	42,48,49 &,22 - Wholesale Trade, Transportation, Utilities, & Warehousing	44 & 45 - Retail Trade	51 - Information	52 & 53 - Financial Activities	54 & 55 - Professional & Business Services	61 - Educational Services	62 - Health Services	71 & 72 - Leisure & Hospitality	81 - Other Services	92 - Public Administration	99 - Unclassified
Total	M 406 F 774	0 0	11 6	0 0	8 8	18 8	3 7	3 2	15 17	40 46	212 457	29 139	5 9	3 9	54 62	0 0
Albany	M 134 F 188	0 0	0 0	0 0	2 2	0 0	0 0	0 0	6 4	18 16	81 122	3 19	2 4	0 0	15 15	0 0
Big Horn	M 5 F 10	0 0	0 0	0 0	0 0	0 0	0 0	0 0	0 0	0 0	4 9	0 0	0 0	0 0	0 0	0 0
Campbell	M 15 F 25	0 0	0 0	0 0	0 0	0 0	0 0	0 0	0 0	0 0	6 16	0 0	0 0	0 0	0 0	0 0
Carbon	M 8 F 25	0 0	0 0	0 0	0 0	0 0	0 0	0 0	0 0	0 0	5 11	0 0	0 0	0 0	0 0	0 0
Converse	M 4 F 16	0 0	0 0	0 0	0 0	0 0	0 0	0 0	0 0	0 0	4 15	0 0	0 0	0 0	0 0	0 0
Crook	M 5 F 9	0 0	0 0	0 0	0 0	0 0	0 0	0 0	0 0	0 0	4 7	0 0	0 0	0 0	0 0	0 0
Fremont	M 19 F 45	0 0	0 0	0 0	0 0	0 0	0 0	0 0	0 0	0 0	14 35	2 3	0 0	0 0	3 5	0 0
Goshen	M 8 F 13	0 0	0 0	0 0	0 0	0 0	0 0	0 0	0 0	0 0	3 6	0 0	0 0	0 0	0 0	0 0
Hot Springs	M 7 F 5	0 0	0 0	0 0	0 0	0 0	0 0	0 0	0 0	0 0	5 5	0 0	0 0	0 0	0 0	0 0
Johnson	M 4 F 11	0 0	0 0	0 0	0 0	0 0	0 0	0 0	0 0	0 0	3 6	0 0	0 0	0 0	0 0	0 0
Laramie	M 48 F 102	0 0	0 0	0 0	0 0	0 0	0 0	0 0	4 3	4 14	2 16	11 40	0 0	0 0	19 23	0 0
Lincoln	M 11 F 9	0 0	0 0	0 0	0 0	0 0	0 0	0 0	0 0	0 0	11 6	0 0	0 0	0 0	0 0	0 0
Natrona	M 43 F 109	0 0	0 0	0 0	0 0	3 2	0 0	0 0	0 0	7 3	18 66	7 24	0 0	0 0	5 2	0 0
Park	M 8 F 22	0 0	0 0	0 0	0 0	0 0	0 0	0 0	0 0	0 0	5 17	0 0	0 0	0 0	0 0	0 0
Platte	M 3 F 10	0 0	0 0	0 0	0 0	0 0	0 0	0 0	0 0	0 0	2 7	0 0	0 0	0 0	0 0	0 0
Sheridan	M 16 F 35	0 0	0 0	0 0	0 0	0 0	0 0	0 0	0 0	0 0	11 21	0 0	0 0	0 0	0 0	0 0
Sublette	M 4 F 7	0 0	0 0	0 0	0 0	0 0	0 0	0 0	0 0	0 0	0 0	0 0	0 0	0 0	0 0	0 0
Sweetwater	M 26 F 46	0 0	5 2	0 0	0 0	0 0	0 0	0 0	0 0	2 2	11 33	0 0	0 0	0 0	0 0	0 0
Teton	M 16 F 45	0 0	0 0	0 0	0 0	0 0	0 0	0 0	0 0	0 0	10 25	0 0	0 0	0 0	2 4	0 0
Uinta	M 16 F 20	0 0	0 0	0 0	0 0	0 0	0 0	0 0	0 0	0 0	11 14	0 0	0 0	0 0	0 0	0 0
Washakie	M 3 F 4	0 0	0 0	0 0	0 0	0 0	0 0	0 0	0 0	0 0	0 0	0 0	0 0	0 0	0 0	0 0

Appendix Table 2.2: Total Number of Persons Working in Wyoming by Selected Variable, 2016

**Age Group = All
Education = PhD\Professional**

County		Total	11 - Agriculture, Forestry, Fishing, & Hunting	21 - Mining	23 - Construction	31,32 &,33 - Manufacturing	42,48,49 &,22 - Wholesale Trade, Transportation, Utilities, & Warehousing	44 & 45 - Retail Trade	51 - Information	52 & 53 - Financial Activities	54 & 55 - Professional & Business Services	61 - Educational Services	62 - Health Services	71 & 72 - Leisure & Hospitality	81 - Other Services	92 - Public Administration	99 - Unclassified
Total	M	207	0	0	0	0	4	20	0	2	42	65	11	0	0	51	0
	F	220	0	0	0	0	2	31	0	6	45	59	24	0	0	49	0
Albany	M	62	0	0	0	0	0	4	0	0	8	39	2	0	0	6	0
	F	65	0	0	0	0	0	4	0	0	8	39	2	0	0	10	0
Campbell	M	16	0	0	0	0	0	0	0	0	0	0	0	0	0	0	0
	F	5	0	0	0	0	0	0	0	0	0	0	0	0	0	0	0
Carbon	M	2	0	0	0	0	0	0	0	0	0	0	0	0	0	0	0
	F	6	0	0	0	0	0	0	0	0	0	0	0	0	0	0	0
Converse	M	3	0	0	0	0	0	0	0	0	0	0	0	0	0	0	0
	F	2	0	0	0	0	0	0	0	0	0	0	0	0	0	0	0
Fremont	M	10	0	0	0	0	0	0	0	0	0	3	0	0	0	4	0
	F	10	0	0	0	0	0	0	0	0	0	2	0	0	0	4	0
Johnson	M	2	0	0	0	0	0	0	0	0	0	0	0	0	0	0	0
	F	4	0	0	0	0	0	0	0	0	0	0	0	0	0	0	0
Laramie	M	49	0	0	0	0	0	0	0	0	14	2	6	0	0	22	0
	F	55	0	0	0	0	0	0	0	0	19	4	7	0	0	17	0
Natrona	M	26	0	0	0	0	0	3	0	0	8	7	0	0	0	6	0
	F	38	0	0	0	0	0	9	0	0	5	6	0	0	0	8	0
Park	M	7	0	0	0	0	0	0	0	0	0	0	0	0	0	0	0
	F	4	0	0	0	0	0	0	0	0	0	0	0	0	0	0	0
Sheridan	M	6	0	0	0	0	0	0	0	0	4	0	0	0	0	0	0
	F	9	0	0	0	0	0	0	0	0	5	0	0	0	0	0	0
Sweetwater	M	8	0	0	0	0	0	0	0	0	0	0	0	0	0	0	0
	F	10	0	0	0	0	0	0	0	0	0	0	0	0	0	0	0
Teton	M	4	0	0	0	0	0	0	0	0	0	0	0	0	0	0	0
	F	4	0	0	0	0	0	0	0	0	0	0	0	0	0	0	0

Appendix Table 2.2: Total Number of Persons Working in Wyoming by Selected Variable, 2016

**Age Group = 00-19
Education = High School Diploma**

County		Total	11 - Agriculture, Forestry, Fishing, & Hunting	21 - Mining	23 - Construction	31,32 &,33 - Manufacturing	42,48,49 &,22 - Wholesale Trade, Transportation, Utilities, & Warehousing	44 & 45 - Retail Trade	51 - Information	52 & 53 - Financial Activities	54 & 55 - Professional & Business Services	61 - Educational Services	62 - Health Services	71 & 72 - Leisure & Hospitality	81 - Other Services	92 - Public Administration	99 - Unclassified
Total	M	330	0	0	0	0	0	84	3	2	22	5	6	103	20	7	0
	F	241	0	0	0	0	0	63	2	3	4	4	31	115	5	11	0
Albany	M	30	0	0	0	0	0	9	0	0	0	0	0	6	0	0	0
	F	14	0	0	0	0	0	6	0	0	0	0	0	6	0	0	0
Campbell	M	22	0	0	0	0	0	4	0	0	0	0	0	8	0	0	0
	F	16	0	0	0	0	0	6	0	0	0	0	0	7	0	0	0
Carbon	M	11	0	0	0	0	0	2	0	0	0	0	0	5	0	0	0
	F	9	0	0	0	0	0	3	0	0	0	0	0	6	0	0	0
Converse	M	3	0	0	0	0	0	0	0	0	0	0	0	0	0	0	0
	F	10	0	0	0	0	0	0	0	0	0	0	0	0	0	0	0
Fremont	M	22	0	0	0	0	0	5	0	0	0	0	0	8	0	0	0
	F	17	0	0	0	0	0	3	0	0	0	0	0	9	0	0	0
Hot Springs	M	5	0	0	0	0	0	0	0	0	0	0	0	0	0	0	0
	F	2	0	0	0	0	0	0	0	0	0	0	0	0	0	0	0
Laramie	M	57	0	0	0	0	0	14	0	0	4	0	0	20	0	0	0
	F	41	0	0	0	0	0	8	0	0	2	0	0	22	0	0	0
Lincoln	M	12	0	0	0	0	0	4	0	0	0	0	0	3	0	0	0
	F	8	0	0	0	0	0	3	0	0	0	0	0	4	0	0	0
Natrona	M	62	0	0	0	0	0	21	0	0	0	0	0	15	0	0	0
	F	49	0	0	0	0	0	10	0	0	0	0	0	27	0	0	0
Park	M	24	0	0	0	0	0	0	0	0	0	0	0	10	0	0	0
	F	8	0	0	0	0	0	0	0	0	0	0	0	5	0	0	0
Platte	M	6	0	0	0	0	0	0	0	0	0	0	0	3	0	0	0
	F	5	0	0	0	0	0	0	0	0	0	0	0	3	0	0	0
Sheridan	M	6	0	0	0	0	0	0	0	0	0	0	0	0	0	0	0
	F	6	0	0	0	0	0	0	0	0	0	0	0	0	0	0	0
Sublette	M	3	0	0	0	0	0	0	0	0	0	0	0	0	0	0	0
	F	2	0	0	0	0	0	0	0	0	0	0	0	0	0	0	0
Sweetwater	M	19	0	0	0	0	0	4	0	0	0	0	0	7	0	0	0
	F	14	0	0	0	0	0	5	0	0	0	0	0	4	0	0	0
Teton	M	15	0	0	0	0	0	2	0	0	0	0	0	9	0	0	0
	F	9	0	0	0	0	0	2	0	0	0	0	0	3	0	0	0
Uinta	M	14	0	0	0	0	0	5	0	0	0	0	0	0	0	0	0
	F	14	0	0	0	0	0	5	0	0	0	0	0	0	0	0	0
Washakie	M	5	0	0	0	0	0	0	0	0	0	0	0	0	0	0	0
	F	4	0	0	0	0	0	0	0	0	0	0	0	0	0	0	0
Weston	M	4	0	0	0	0	0	0	0	0	0	0	0	0	0	0	0
	F	3	0	0	0	0	0	0	0	0	0	0	0	0	0	0	0

Appendix Table 2.2: Total Number of Persons Working in Wyoming by Selected Variable, 2016

**Age Group = 00-19
Education = Some College**

County		Total	11 - Agriculture, Forestry, Fishing, & Hunting	21 - Mining	23 - Construction	31,32 &,33 - Manufacturing	42,48,49 &,22 - Wholesale Trade, Transportation, Utilities, & Warehousing	44 & 45 - Retail Trade	51 - Information	52 & 53 - Financial Activities	54 & 55 - Professional & Business Services	61 - Educational Services	62 - Health Services	71 & 72 - Leisure & Hospitality	81 - Other Services	92 - Public Administration	99 - Unclassified	
Total	M	1,439	16	21	133	25	46	336	28	28	58	52	38	513	56	87	0	
	F	2,246	6	3	13	19	23	540	33	53	68	74	291	963	46	114	0	
Albany	M	75	0	0	0	3	0	15	0	2	8	3	4	19	8	3	0	
	F	138	0	0	0	2	0	28	0	3	9	4	18	63	4	7	0	
Big Horn	M	11	0	0	0	0	0	4	0	0	0	0	0	0	0	0	0	
	F	35	0	0	0	0	0	12	0	0	0	0	0	0	0	0	0	
Campbell	M	173	0	0	0	0	8	37	2	4	4	4	5	49	10	18	0	
	F	220	0	0	0	0	3	55	3	7	9	6	19	85	10	18	0	
Carbon	M	26	0	0	0	0	0	8	0	0	0	0	0	13	0	0	0	
	F	26	0	0	0	0	0	4	0	0	0	0	0	16	0	0	0	
Converse	M	30	0	0	0	0	0	3	0	0	0	6	0	12	0	0	0	
	F	52	0	0	0	0	0	7	0	0	0	2	0	32	0	0	0	
Crook	M	22	0	0	6	0	0	3	0	0	0	0	0	8	0	0	0	
	F	32	0	0	2	0	0	8	0	0	0	0	0	14	0	0	0	
Fremont	M	88	0	0	0	0	0	15	0	3	3	18	8	28	0	3	0	
	F	115	0	0	0	0	0	24	0	5	2	16	16	38	0	8	0	
Goshen	M	32	0	0	0	0	0	13	0	0	0	0	0	8	0	0	0	
	F	51	0	0	0	0	0	12	0	0	0	0	0	26	0	0	0	
Hot Springs	M	11	0	0	0	0	0	0	0	0	0	0	0	7	0	0	0	
	F	12	0	0	0	0	0	0	0	0	0	0	0	7	0	0	0	
Johnson	M	47	0	0	0	0	0	8	0	0	0	0	0	23	0	0	0	
	F	44	0	0	0	0	0	3	0	0	0	0	0	35	0	0	0	
Laramie	M	165	0	0	0	6	2	50	4	5	10	0	4	63	5	0	0	
	F	370	0	0	0	2	2	101	2	8	12	0	68	158	6	0	0	
Lincoln	M	35	0	0	7	0	0	10	0	0	0	0	0	10	0	0	0	
	F	65	0	0	2	0	0	15	0	0	0	0	0	26	0	0	0	
Natrona	M	222	0	0	10	3	11	63	0	3	9	2	8	84	7	17	0	
	F	368	0	0	2	4	6	105	0	10	11	7	43	148	5	24	0	
Niobrara	M	12	0	0	0	0	0	3	0	0	0	0	0	6	0	0	0	
	F	7	0	0	0	0	0	2	0	0	0	0	0	5	0	0	0	
Park	M	57	0	0	0	0	0	7	2	0	0	0	0	23	0	10	0	
	F	83	0	0	0	0	0	11	2	0	0	0	0	36	0	12	0	
Platte	M	17	0	0	0	0	0	7	0	0	0	0	0	5	0	0	0	
	F	28	0	0	0	0	0	10	0	0	0	0	0	9	0	0	0	
Sheridan	M	129	0	0	25	0	0	18	7	2	5	0	0	55	7	0	0	
	F	184	0	0	2	0	0	32	8	4	5	0	0	81	9	0	0	
Sublette	M	9	0	0	0	0	0	0	0	0	0	0	0	0	0	0	0	
	F	21	0	0	0	0	0	0	0	0	0	0	0	0	0	0	0	
Sweetwater	M	139	0	0	0	0	7	36	0	2	0	0	0	55	4	21	0	
	F	197	0	0	0	0	2	56	0	3	0	0	0	88	2	22	0	
Teton	M	37	0	0	0	0	0	0	0	0	2	0	0	23	0	0	0	
	F	65	0	0	0	0	0	0	0	0	2	0	0	42	0	0	0	
Uinta	M	67	0	0	0	0	2	20	6	2	3	7	3	12	0	6	0	
	F	80	0	0	0	0	3	24	7	4	2	6	6	25	0	3	0	
Washakie	M	6	0	0	0	0	0	0	0	0	0	0	0	3	0	0	0	
	F	19	0	0	0	0	0	0	0	0	0	0	0	6	0	0	0	
Weston	M	26	0	0	0	0	0	12	0	0	0	4	0	5	0	0	0	
	F	30	0	0	0	0	0	13	0	0	0	9	0	6	0	0	0	
WY	M	3	0	0	0	0	0	0	0	0	0	0	0	0	0	0	0	
	F	4	0	0	0	0	0	0	0	0	0	0	0	0	0	0	0	

Appendix Table 2.2: Total Number of Persons Working in Wyoming by Selected Variable, 2016

Age Group = 00-19

Education = Associate's Degree

County		Total	11 - Agriculture, Forestry, Fishing, & Hunting	21 - Mining	23 - Construction	31,32 &,33 - Manufacturing	42,48,49 &,22 - Wholesale Trade, Transportation, Utilities, & Warehousing	44 & 45 - Retail Trade	51 - Information	52 & 53 - Financial Activities	54 & 55 - Professional & Business Services	61 - Educational Services	62 - Health Services	71 & 72 - Leisure & Hospitality	81 - Other Services	92 - Public Administration	99 - Unclassified
Total	M	2	0	0	0	0	0	0	0	0	0	0	0	0	0	0	0
	F	15	0	0	0	0	0	0	0	0	0	0	0	0	0	0	0

Appendix Table 2.2: Total Number of Persons Working in Wyoming by Selected Variable, 2016

**Age Group = 20-24
Education = High School Diploma**

County		Total	11 - Agriculture, Forestry, Fishing, & Hunting	21 - Mining	23 - Construction	31,32 &,33 - Manufacturing	42,48,49 &,22 - Wholesale Trade, Transportation, Utilities, & Warehousing	44 & 45 - Retail Trade	51 - Information	52 & 53 - Financial Activities	54 & 55 - Professional & Business Services	61 - Educational Services	62 - Health Services	71 & 72 - Leisure & Hospitality	81 - Other Services	92 - Public Administration	99 - Unclassified	
Total	M	929	14	76	157	39	85	174	13	26	63	10	25	186	37	23	0	
	F	706	4	3	5	6	10	167	6	36	41	27	142	215	22	22	0	
Albany	M	54	0	0	0	0	0	9	0	0	0	3	2	12	6	0	0	
	F	26	0	0	0	0	0	4	0	0	0	3	7	7	2	0	0	
Big Horn	M	5	0	0	0	0	0	0	0	0	0	0	0	0	0	0	0	
	F	10	0	0	0	0	0	0	0	0	0	0	0	0	0	0	0	
Campbell	M	80	0	21	0	0	8	16	0	0	3	2	0	15	0	2	0	
	F	86	0	3	0	0	2	20	0	0	7	4	0	22	0	2	0	
Carbon	M	31	0	0	0	0	0	7	0	0	0	0	0	9	0	0	0	
	F	19	0	0	0	0	0	6	0	0	0	0	0	3	0	0	0	
Converse	M	26	0	0	0	0	0	0	0	0	0	0	0	3	0	0	0	
	F	9	0	0	0	0	0	0	0	0	0	0	0	3	0	0	0	
Crook	M	5	0	0	0	0	0	0	0	0	0	0	0	0	0	0	0	
	F	5	0	0	0	0	0	0	0	0	0	0	0	0	0	0	0	
Fremont	M	54	0	0	0	0	0	9	0	0	0	0	2	7	0	2	0	
	F	46	0	0	0	0	0	11	0	0	0	0	6	12	0	10	0	
Goshen	M	12	0	0	0	0	0	0	0	0	0	0	0	2	0	0	0	
	F	4	0	0	0	0	0	0	0	0	0	0	0	2	0	0	0	
Hot Springs	M	3	0	0	0	0	0	0	0	0	0	0	0	2	0	0	0	
	F	8	0	0	0	0	0	0	0	0	0	0	0	2	0	0	0	
Johnson	M	3	0	0	0	0	0	0	0	0	0	0	0	0	0	0	0	
	F	3	0	0	0	0	0	0	0	0	0	0	0	0	0	0	0	
Laramie	M	157	0	0	0	0	0	38	6	5	14	0	8	33	5	0	0	
	F	101	0	0	0	0	0	22	3	5	13	0	28	26	2	0	0	
Lincoln	M	29	0	0	0	0	0	5	0	0	0	0	0	0	0	0	0	
	F	23	0	0	0	0	0	5	0	0	0	0	0	0	0	0	0	
Natrona	M	186	0	0	0	0	22	30	0	11	15	0	4	43	8	0	0	
	F	160	0	0	0	0	3	46	0	8	11	0	33	48	7	0	0	
Park	M	55	0	0	0	0	0	9	0	0	0	0	3	15	0	0	0	
	F	43	0	0	0	0	0	10	0	0	0	0	6	19	0	0	0	
Platte	M	18	0	0	0	0	0	2	0	0	0	0	0	5	0	0	0	
	F	11	0	0	0	0	0	4	0	0	0	0	0	2	0	0	0	
Sheridan	M	22	0	0	0	0	0	5	0	0	0	0	0	6	0	0	0	
	F	20	0	0	0	0	0	2	0	0	0	0	0	12	0	0	0	
Sublette	M	3	0	0	0	0	0	0	0	0	0	0	0	0	0	0	0	
	F	8	0	0	0	0	0	0	0	0	0	0	0	0	0	0	0	
Sweetwater	M	88	0	0	0	0	0	19	0	2	5	2	2	14	0	2	0	
	F	56	0	0	0	0	0	10	0	2	2	5	9	25	0	2	0	
Teton	M	25	0	0	0	0	0	0	0	2	0	0	0	4	0	0	0	
	F	16	0	0	0	0	0	0	0	3	0	0	0	5	0	0	0	
Uinta	M	46	0	0	0	0	0	8	0	0	3	0	0	7	0	0	0	
	F	30	0	0	0	0	0	11	0	0	2	0	0	7	0	0	0	
Washakie	M	12	0	0	0	0	0	2	0	0	0	0	0	4	0	0	0	
	F	15	0	0	0	0	0	2	0	0	0	0	0	4	0	0	0	
Weston	M	8	0	0	0	0	0	0	0	0	0	0	0	3	0	0	0	
	F	4	0	0	0	0	0	0	0	0	0	0	0	2	0	0	0	
WY	M	7	0	0	0	0	0	0	0	0	0	0	0	0	0	0	0	
	F	2	0	0	0	0	0	0	0	0	0	0	0	0	0	0	0	

Appendix Table 2.2: Total Number of Persons Working in Wyoming by Selected Variable, 2016

**Age Group = 20-24
Education = Some College**

County		Total	11 - Agriculture, Forestry, Fishing, & Hunting	21 - Mining	23 - Construction	31,32 &,33 - Manufacturing	42,48,49 &,22 - Wholesale Trade, Transportation, Utilities, & Warehousing	44 & 45 - Retail Trade	51 - Information	52 & 53 - Financial Activities	54 & 55 - Professional & Business Services	61 - Educational Services	62 - Health Services	71 & 72 - Leisure & Hospitality	81 - Other Services	92 - Public Administration	99 - Unclassified
Total	M	3,626	36	215	596	164	252	656	52	94	231	81	163	780	131	171	4
	F	3,888	28	23	49	52	82	693	35	234	184	192	949	1,097	104	160	6
Albany	M	471	3	0	39	18	11	75	6	16	44	32	40	156	11	20	0
	F	518	2	0	8	4	5	78	5	25	16	32	132	169	14	27	0
Big Horn	M	52	3	0	0	0	4	13	0	0	0	0	0	4	0	0	0
	F	38	2	0	0	0	2	9	0	0	0	0	0	3	0	0	0
Campbell	M	393	0	49	93	19	45	50	0	5	24	6	3	47	20	21	0
	F	352	0	6	5	4	17	59	0	21	34	28	58	91	12	15	0
Carbon	M	69	0	6	0	0	0	21	2	0	0	0	7	10	0	10	0
	F	61	0	3	0	0	0	7	2	0	0	0	12	15	0	5	0
Converse	M	59	0	7	0	4	9	3	0	0	0	3	0	8	0	0	0
	F	52	0	2	0	3	3	3	0	0	0	9	0	13	0	0	0
Crook	M	37	0	0	0	0	0	4	0	0	0	0	0	2	0	0	0
	F	29	0	0	0	0	0	8	0	0	0	0	0	7	0	0	0
Fremont	M	168	0	0	16	0	10	36	0	2	7	10	10	45	9	15	0
	F	221	0	0	2	0	3	32	0	10	4	24	54	62	7	19	0
Goshen	M	52	0	0	0	0	0	5	0	0	0	0	5	13	0	5	0
	F	55	0	0	0	0	0	14	0	0	0	0	12	21	0	2	0
Hot Springs	M	10	0	0	0	0	0	0	0	0	0	0	0	4	0	0	0
	F	17	0	0	0	0	0	0	0	0	0	0	0	5	0	0	0
Johnson	M	45	0	0	0	2	0	2	0	0	0	0	2	17	3	0	0
	F	40	0	0	0	2	0	3	0	0	0	0	4	19	2	0	0
Laramie	M	570	0	0	85	23	28	128	14	25	47	5	26	136	24	18	0
	F	723	0	0	7	4	9	152	9	54	49	5	215	182	24	13	0
Lincoln	M	64	0	0	21	0	0	17	0	0	0	2	3	3	0	3	0
	F	67	0	0	2	0	0	18	0	0	0	4	19	14	0	4	0
Natrona	M	561	3	23	90	22	49	128	7	19	40	5	34	110	19	12	0
	F	637	3	2	10	9	22	119	7	29	36	18	169	174	18	19	0
Niobrara	M	4	0	0	0	0	0	0	0	0	0	0	0	0	0	0	0
	F	11	0	0	0	0	0	0	0	0	0	0	0	0	0	0	0
Park	M	142	2	0	0	4	6	18	0	4	6	0	6	49	6	8	0
	F	180	9	0	0	4	2	28	0	10	5	0	37	72	3	6	0
Platte	M	21	0	0	0	0	0	5	0	0	0	0	0	0	0	2	0
	F	35	0	0	0	0	0	5	0	0	0	0	0	0	0	4	0
Sheridan	M	229	0	0	48	18	0	48	6	0	10	3	5	52	9	8	0
	F	200	0	0	4	3	0	26	2	0	3	3	61	72	10	6	0
Sublette	M	39	2	0	0	0	0	11	0	0	0	0	0	3	0	0	0
	F	26	2	0	0	0	0	6	0	0	0	0	0	7	0	0	0
Sweetwater	M	348	0	69	43	18	36	55	0	10	17	6	12	48	13	20	0
	F	286	0	8	3	6	9	68	0	21	13	24	46	68	6	13	0
Teton	M	119	0	0	0	0	0	14	0	5	6	0	3	57	2	0	0
	F	135	0	0	0	0	0	15	0	13	4	0	20	65	2	0	0
Uinta	M	99	0	0	14	0	0	14	0	4	3	2	6	12	4	16	0
	F	136	0	0	3	0	0	31	0	9	9	9	42	17	3	11	0
Washakie	M	14	0	0	0	5	0	0	0	0	0	0	0	2	0	0	0
	F	30	0	0	0	3	0	0	0	0	0	0	0	3	0	0	0
Weston	M	32	0	0	0	0	0	6	0	0	0	0	0	0	0	0	0
	F	31	0	0	0	0	0	7	0	0	0	0	0	0	0	0	0
WY	M	28	0	0	0	0	4	0	0	0	4	0	0	0	0	0	0
	F	8	0	0	0	0	2	0	0	0	2	0	0	0	0	0	0

Appendix Table 2.2: Total Number of Persons Working in Wyoming by Selected Variable, 2016

Age Group = 20-24

Education = Postsecondary Certificate

County		Total	11 - Agriculture, Forestry, Fishing, & Hunting	21 - Mining	23 - Construction	31,32 &,33 - Manufacturing	42,48,49 &,22 - Wholesale Trade, Transportation, Utilities, & Warehousing	44 & 45 - Retail Trade	51 - Information	52 & 53 - Financial Activities	54 & 55 - Professional & Business Services	61 - Educational Services	62 - Health Services	71 & 72 - Leisure & Hospitality	81 - Other Services	92 - Public Administration	99 - Unclassified
Total	M	124	3	7	0	0	0	19	0	0	0	0	0	12	11	0	0
	F	72	2	2	0	0	0	7	0	0	2	0	0	15	3	0	0
Albany	M	7	0	0	0	0	0	0	0	0	0	0	0	0	0	0	0
	F	5	0	0	0	0	0	0	0	0	0	0	0	0	0	0	0
Campbell	M	15	0	0	0	0	0	0	0	0	0	0	0	0	0	0	0
	F	6	0	0	0	0	0	0	0	0	0	0	0	0	0	0	0
Converse	M	2	0	0	0	0	0	0	0	0	0	0	0	0	0	0	0
	F	2	0	0	0	0	0	0	0	0	0	0	0	0	0	0	0
Fremont	M	7	0	0	0	0	0	0	0	0	0	0	0	2	0	0	0
	F	6	0	0	0	0	0	0	0	0	0	0	0	3	0	0	0
Laramie	M	29	0	0	0	0	0	7	0	0	0	0	0	0	0	0	0
	F	14	0	0	0	0	0	3	0	0	0	0	0	0	0	0	0
Natrona	M	24	0	0	0	0	0	0	0	0	0	0	0	4	0	0	0
	F	16	0	0	0	0	0	0	0	0	0	0	0	2	0	0	0
Park	M	3	0	0	0	0	0	0	0	0	0	0	0	0	0	0	0
	F	2	0	0	0	0	0	0	0	0	0	0	0	0	0	0	0
Sheridan	M	16	0	0	0	0	0	0	0	0	0	0	0	0	0	0	0
	F	9	0	0	0	0	0	0	0	0	0	0	0	0	0	0	0

Appendix Table 2.2: Total Number of Persons Working in Wyoming by Selected Variable, 2016

Age Group = 20-24

Education = Associate's Degree

County		Total	11 - Agriculture, Forestry, Fishing, & Hunting	21 - Mining	23 - Construction	31,32 &,33 - Manufacturing	42,48,49 &,22 - Wholesale Trade, Transportation, Utilities, & Warehousing	44 & 45 - Retail Trade	51 - Information	52 & 53 - Financial Activities	54 & 55 - Professional & Business Services	61 - Educational Services	62 - Health Services	71 & 72 - Leisure & Hospitality	81 - Other Services	92 - Public Administration	99 - Unclassified	
Total	M	463	5	35	56	39	50	70	9	18	28	24	26	60	6	36	0	
	F	816	7	7	8	11	18	112	8	46	45	73	270	146	23	41	0	
Albany	M	55	0	0	0	0	0	6	0	4	0	7	5	13	0	5	0	
	F	78	0	0	0	0	0	4	0	3	0	4	29	28	0	5	0	
Big Horn	M	4	0	0	0	0	0	0	0	0	0	0	0	0	0	0	0	
	F	10	0	0	0	0	0	0	0	0	0	0	0	0	0	0	0	
Campbell	M	48	0	0	7	5	0	5	0	2	2	0	2	4	0	3	0	
	F	52	0	0	2	2	0	6	0	6	3	0	15	6	0	4	0	
Carbon	M	8	0	0	0	0	0	0	0	0	0	0	0	0	0	0	0	
	F	13	0	0	0	0	0	0	0	0	0	0	0	0	0	0	0	
Converse	M	10	0	0	0	0	0	0	0	0	0	0	0	0	0	0	0	
	F	6	0	0	0	0	0	0	0	0	0	0	0	0	0	0	0	
Fremont	M	29	0	0	0	0	0	0	0	0	0	7	3	5	0	3	0	
	F	32	0	0	0	0	0	0	0	0	0	6	12	2	0	4	0	
Goshen	M	8	0	0	0	0	0	0	0	0	0	0	0	0	0	0	0	
	F	22	0	0	0	0	0	0	0	0	0	0	0	0	0	0	0	
Johnson	M	4	0	0	0	0	0	0	0	0	0	0	0	0	0	0	0	
	F	10	0	0	0	0	0	0	0	0	0	0	0	0	0	0	0	
Laramie	M	49	0	0	0	0	5	13	0	3	5	0	4	5	0	5	0	
	F	140	0	0	0	0	3	29	0	13	14	0	41	20	0	6	0	
Lincoln	M	4	0	0	0	0	0	0	0	0	0	0	0	0	0	0	0	
	F	13	0	0	0	0	0	0	0	0	0	0	0	0	0	0	0	
Natrona	M	76	0	0	0	0	9	17	0	4	7	2	6	7	2	7	0	
	F	188	0	0	0	0	7	30	0	7	9	12	74	36	3	5	0	
Park	M	31	0	0	0	0	2	4	2	0	2	0	3	9	0	0	0	
	F	50	0	0	0	0	2	4	2	0	4	0	13	12	0	0	0	
Platte	M	4	0	0	0	0	0	0	0	0	0	0	0	0	0	0	0	
	F	3	0	0	0	0	0	0	0	0	0	0	0	0	0	0	0	
Sheridan	M	38	0	0	0	8	0	9	2	0	3	0	0	3	0	0	0	
	F	63	0	0	0	2	0	11	2	0	4	0	0	16	0	0	0	
Sweetwater	M	64	0	11	0	13	12	8	0	0	2	3	0	3	0	5	0	
	F	86	0	3	0	2	2	12	0	0	3	20	0	7	0	6	0	
Teton	M	6	0	0	0	0	0	0	0	0	0	0	0	6	0	0	0	
	F	4	0	0	0	0	0	0	0	0	0	0	0	3	0	0	0	
Uinta	M	14	0	0	0	0	0	0	0	0	0	0	2	0	0	0	0	
	F	16	0	0	0	0	0	0	0	0	0	0	4	0	0	0	0	
Washakie	M	2	0	0	0	0	0	0	0	0	0	0	0	0	0	0	0	
	F	9	0	0	0	0	0	0	0	0	0	0	0	0	0	0	0	
Weston	M	2	0	0	0	0	0	0	0	0	0	0	0	0	0	0	0	
	F	3	0	0	0	0	0	0	0	0	0	0	0	0	0	0	0	
WY	M	4	0	0	0	0	0	0	0	0	0	0	0	0	0	0	0	
	F	3	0	0	0	0	0	0	0	0	0	0	0	0	0	0	0	

Appendix Table 2.2: Total Number of Persons Working in Wyoming by Selected Variable, 2016

**Age Group = 20-24
Education = Bachelor's Degree**

County		Total	11 - Agriculture, Forestry, Fishing, & Hunting	21 - Mining	23 - Construction	31,32 &,33 - Manufacturing	42,48,49 &,22 - Wholesale Trade, Transportation, Utilities, & Warehousing	44 & 45 - Retail Trade	51 - Information	52 & 53 - Financial Activities	54 & 55 - Professional & Business Services	61 - Educational Services	62 - Health Services	71 & 72 - Leisure & Hospitality	81 - Other Services	92 - Public Administration	99 - Unclassified
Total	M	218	0	5	11	8	19	19	2	24	29	33	21	21	4	19	0
	F	480	0	2	4	9	5	32	5	33	34	135	121	45	13	42	0
Albany	M	85	0	0	0	0	7	8	0	10	12	15	8	13	0	2	0
	F	138	0	0	0	0	3	13	0	11	9	26	40	20	0	10	0
Big Horn	M	2	0	0	0	0	0	0	0	0	0	0	0	0	0	0	0
	F	6	0	0	0	0	0	0	0	0	0	0	0	0	0	0	0
Campbell	M	13	0	0	0	0	0	0	0	0	0	0	3	0	0	4	0
	F	33	0	0	0	0	0	0	0	0	0	0	11	0	0	6	0
Carbon	M	7	0	0	0	0	0	0	0	0	0	2	0	0	0	0	0
	F	17	0	0	0	0	0	0	0	0	0	7	0	0	0	0	0
Converse	M	4	0	0	0	0	0	0	0	0	0	2	0	0	0	0	0
	F	10	0	0	0	0	0	0	0	0	0	6	0	0	0	0	0
Fremont	M	12	0	0	0	0	0	0	0	0	4	3	0	0	0	0	0
	F	20	0	0	0	0	0	0	0	0	2	11	0	0	0	0	0
Hot Springs	M	2	0	0	0	0	0	0	0	0	0	0	0	0	0	0	0
	F	5	0	0	0	0	0	0	0	0	0	0	0	0	0	0	0
Laramie	M	27	0	0	0	0	0	5	0	7	4	2	2	0	0	3	0
	F	80	0	0	0	0	0	7	0	5	12	7	27	0	0	9	0
Natrona	M	30	0	0	0	0	0	2	0	2	5	2	5	2	0	3	0
	F	72	0	0	0	0	0	3	0	8	5	20	24	5	0	3	0
Park	M	3	0	0	0	0	0	0	0	0	0	0	0	0	0	0	0
	F	12	0	0	0	0	0	0	0	0	0	0	0	0	0	0	0
Sheridan	M	7	0	0	0	0	0	0	0	0	0	0	0	0	3	0	0
	F	12	0	0	0	0	0	0	0	0	0	0	0	0	2	0	0
Sublette	M	3	0	0	0	0	0	0	0	0	0	0	0	0	0	0	0
	F	4	0	0	0	0	0	0	0	0	0	0	0	0	0	0	0
Sweetwater	M	11	0	0	0	3	0	0	0	0	0	3	0	0	0	0	0
	F	22	0	0	0	2	0	0	0	0	0	14	0	0	0	0	0
Teton	M	4	0	0	0	0	0	0	0	0	0	0	0	2	0	0	0
	F	10	0	0	0	0	0	0	0	0	0	0	0	4	0	0	0
WY	M	2	0	0	0	0	0	0	0	0	0	0	0	0	0	0	0
	F	3	0	0	0	0	0	0	0	0	0	0	0	0	0	0	0

Appendix Table 2.2: Total Number of Persons Working in Wyoming by Selected Variable, 2016

**Age Group = 20-24
Education = Master's Degree**

County		Total	11 - Agriculture, Forestry, Fishing, & Hunting	21 - Mining	23 - Construction	31,32 &,33 - Manufacturing	42,48,49 &,22 - Wholesale Trade, Transportation, Utilities, & Warehousing	44 & 45 - Retail Trade	51 - Information	52 & 53 - Financial Activities	54 & 55 - Professional & Business Services	61 - Educational Services	62 - Health Services	71 & 72 - Leisure & Hospitality	81 - Other Services	92 - Public Administration	99 - Unclassified
Total	M	5	0	0	0	0	0	0	0	0	0	0	0	0	0	0	0
	F	15	0	0	0	0	0	0	0	0	0	0	0	0	0	0	0
Laramie	M	3	0	0	0	0	0	0	0	0	0	0	0	0	0	0	0
	F	5	0	0	0	0	0	0	0	0	0	0	0	0	0	0	0

Appendix Table 2.2: Total Number of Persons Working in Wyoming by Selected Variable, 2016

**Age Group = 25-34
Education = High School Diploma**

County	Total	11 - Agriculture, Forestry, Fishing, & Hunting	21 - Mining	23 - Construction	31,32 &,33 - Manufacturing	42,48,49 &,22 - Wholesale Trade, Transportation, Utilities, & Warehousing	44 & 45 - Retail Trade	51 - Information	52 & 53 - Financial Activities	54 & 55 - Professional & Business Services	61 - Educational Services	62 - Health Services	71 & 72 - Leisure & Hospitality	81 - Other Services	92 - Public Administration	99 - Unclassified
Total	M 793	9	102	138	43	88	103	9	16	47	27	23	126	32	29	0
	F 457	2	6	10	8	15	95	3	31	22	17	94	114	19	20	0
Albany	M 28	0	0	0	0	0	4	0	0	0	0	0	3	0	0	0
	F 12	0	0	0	0	0	3	0	0	0	0	0	5	0	0	0
Big Horn	M 18	0	0	0	0	0	3	0	0	0	0	0	0	0	0	0
	F 7	0	0	0	0	0	2	0	0	0	0	0	0	0	0	0
Campbell	M 70	0	0	9	0	6	6	0	0	8	0	0	6	2	2	0
	F 68	0	0	2	0	6	12	0	0	5	0	0	18	3	4	0
Carbon	M 17	0	0	0	0	0	2	0	0	0	0	0	2	0	0	0
	F 11	0	0	0	0	0	4	0	0	0	0	0	2	0	0	0
Converse	M 35	0	0	0	0	0	2	0	0	0	0	0	0	0	0	0
	F 7	0	0	0	0	0	3	0	0	0	0	0	0	0	0	0
Fremont	M 50	0	0	0	0	0	10	0	0	0	0	0	10	2	7	0
	F 31	0	0	0	0	0	2	0	0	0	0	0	14	3	2	0
Goshen	M 14	0	0	0	0	0	0	0	0	0	0	0	0	0	0	0
	F 5	0	0	0	0	0	0	0	0	0	0	0	0	0	0	0
Hot Springs	M 6	0	0	0	0	0	0	0	0	0	0	0	0	0	0	0
	F 4	0	0	0	0	0	0	0	0	0	0	0	0	0	0	0
Johnson	M 9	0	0	0	0	0	0	0	0	0	0	0	0	0	0	0
	F 3	0	0	0	0	0	0	0	0	0	0	0	0	0	0	0
Laramie	M 94	0	0	16	0	11	16	0	4	0	0	5	20	0	3	0
	F 59	0	0	2	0	2	8	0	11	0	0	15	15	0	2	0
Lincoln	M 26	0	0	0	0	0	6	0	0	0	0	0	0	0	0	0
	F 13	0	0	0	0	0	5	0	0	0	0	0	0	0	0	0
Natrona	M 151	0	0	0	0	20	20	0	2	16	3	0	28	6	4	0
	F 82	0	0	0	0	3	17	0	3	4	2	0	21	3	3	0
Niobrara	M 7	0	0	0	0	0	0	0	0	0	0	0	0	0	0	0
	F 3	0	0	0	0	0	0	0	0	0	0	0	0	0	0	0
Park	M 49	0	0	0	2	0	0	0	0	0	0	4	9	0	0	0
	F 19	0	0	0	3	0	0	0	0	0	0	4	5	0	0	0
Platte	M 11	0	0	0	0	0	0	0	0	0	0	0	0	0	0	0
	F 9	0	0	0	0	0	0	0	0	0	0	0	0	0	0	0
Sheridan	M 25	0	0	0	0	0	2	0	0	0	0	3	5	2	0	0
	F 19	0	0	0	0	0	5	0	0	0	0	4	3	3	0	0
Sublette	M 12	0	0	0	0	0	0	0	0	0	0	0	0	0	0	0
	F 6	0	0	0	0	0	0	0	0	0	0	0	0	0	0	0
Sweetwater	M 46	0	8	0	0	0	5	0	2	0	0	0	10	2	0	0
	F 50	0	3	0	0	0	9	0	2	0	0	0	15	3	0	0
Teton	M 34	0	0	0	0	0	6	0	0	2	0	0	10	0	0	0
	F 11	0	0	0	0	0	4	0	0	2	0	0	4	0	0	0
Uinta	M 39	0	0	0	0	0	8	0	0	0	0	3	3	0	0	0
	F 17	0	0	0	0	0	3	0	0	0	0	6	3	0	0	0
Washakie	M 19	0	0	0	3	0	0	0	0	0	0	0	3	0	0	0
	F 13	0	0	0	2	0	0	0	0	0	0	0	2	0	0	0
Weston	M 15	0	0	0	0	0	0	0	0	0	0	0	0	0	0	0
	F 5	0	0	0	0	0	0	0	0	0	0	0	0	0	0	0
WY	M 12	0	0	0	0	0	0	0	0	0	0	0	0	0	0	0
	F 3	0	0	0	0	0	0	0	0	0	0	0	0	0	0	0

Appendix Table 2.2: Total Number of Persons Working in Wyoming by Selected Variable, 2016

**Age Group = 25-34
Education = Some College**

County	Total	11 - Agriculture, Forestry, Fishing, & Hunting	21 - Mining	23 - Construction	31,32 & 33 - Manufacturing	42,48,49 & 22 - Wholesale Trade, Transportation, Utilities, & Warehousing	44 & 45 - Retail Trade	51 - Information	52 & 53 - Financial Activities	54 & 55 - Professional & Business Services	61 - Educational Services	62 - Health Services	71 & 72 - Leisure & Hospitality	81 - Other Services	92 - Public Administration	99 - Unclassified
Total	M 6,254 F 5,396	39 14	1,060 97	952 102	417 80	776 198	529 529	103 87	159 388	374 312	317 897	240 1,441	586 756	168 131	530 362	4 2
Albany	M 457 F 304	0 0	0 0	51 2	21 6	0 0	57 34	10 5	24 26	25 11	69 93	33 67	88 40	10 11	41 7	0 0
Big Horn	M 85 F 83	0 0	22 4	10 2	13 2	0 0	4 12	0 0	2 4	5 2	7 23	2 19	0 0	0 0	11 6	0 0
Campbell	M 1,020 F 715	0 0	281 38	172 14	48 10	194 64	59 57	15 13	9 38	52 52	32 167	21 138	37 68	32 15	64 41	0 0
Carbon	M 110 F 101	0 0	23 4	13 3	0 0	0 0	10 13	2 2	4 7	5 4	6 15	0 0	12 20	0 0	21 15	0 0
Converse	M 118 F 115	2 2	25 4	17 2	0 0	24 4	7 8	2 4	0 0	4 3	14 39	2 12	6 19	0 0	11 7	0 0
Crook	M 42 F 37	0 0	0 0	0 0	0 0	0 0	2 5	0 0	0 0	0 0	0 0	0 0	0 0	0 0	3 6	0 0
Fremont	M 297 F 351	0 0	0 0	46 4	5 3	24 5	19 22	4 7	5 18	21 15	32 70	20 67	46 81	6 4	47 53	0 0
Goshen	M 79 F 87	0 0	0 0	0 0	0 0	0 0	3 7	0 0	2 9	0 0	5 8	11 38	4 10	0 0	28 11	0 0
Hot Springs	M 28 F 37	0 0	0 0	0 0	0 0	0 0	3 4	0 0	0 0	0 0	7 7	3 15	2 4	0 0	0 0	0 0
Johnson	M 54 F 49	0 0	0 0	13 2	0 0	0 0	8 4	0 0	0 0	3 5	4 9	0 0	7 8	0 0	9 4	0 0
Laramie	M 821 F 913	0 0	19 3	135 7	45 7	83 20	94 100	31 22	40 107	86 82	18 25	55 314	115 110	27 32	69 83	0 0
Lincoln	M 98 F 99	0 0	22 2	0 0	0 0	7 4	14 9	0 0	0 0	3 5	7 18	6 40	3 7	0 0	10 8	0 0
Natrona	M 904 F 943	0 0	101 12	135 24	45 9	129 40	93 102	13 6	31 59	70 54	47 128	35 306	88 135	34 35	79 32	0 0
Niobrara	M 7 F 16	0 0	0 0	0 0	0 0	0 0	0 0	0 0	0 0	0 0	0 0	0 0	0 0	0 0	3 3	0 0
Park	M 183 F 227	0 0	0 0	29 6	17 8	13 3	21 19	7 6	0 0	9 9	10 28	11 70	31 56	0 0	15 10	0 0
Platte	M 71 F 62	0 0	0 0	0 0	0 0	24 2	6 9	0 0	0 0	0 0	4 15	0 0	0 0	0 0	13 6	0 0
Sheridan	M 282 F 251	4 3	0 0	67 9	23 6	20 4	38 28	4 3	3 25	16 12	16 43	8 67	39 27	6 13	18 10	0 0
Sublette	M 86 F 38	0 0	0 0	24 3	0 0	0 0	5 5	0 0	0 0	0 0	2 2	2 15	0 0	3 2	0 0	0 0
Sweetwater	M 1,021 F 445	0 0	402 25	84 8	160 13	136 37	57 46	0 0	22 28	31 17	14 86	11 92	42 65	18 9	40 19	0 0
Teton	M 135 F 217	0 0	0 0	29 3	0 0	10 5	9 11	2 2	7 11	7 17	8 42	5 59	49 58	3 2	4 3	0 0
Uinta	M 200 F 204	0 0	0 0	24 5	15 5	0 0	13 25	6 8	8 15	11 7	9 36	8 49	11 18	0 0	31 33	0 0
Washakie	M 36 F 49	0 0	0 0	0 0	6 2	0 0	0 0	0 0	0 0	0 0	3 14	3 15	0 0	0 0	0 0	0 0
Weston	M 44 F 38	0 0	0 0	11 3	0 0	0 0	2 8	0 0	0 0	0 0	3 12	0 0	2 5	0 0	0 0	0 0
WY	M 76 F 15	0 0	0 0	0 0	0 0	14 3	0 0	0 0	0 0	14 7	0 0	0 0	0 0	0 0	0 0	0 0

Appendix Table 2.2: Total Number of Persons Working in Wyoming by Selected Variable, 2016

Age Group = 25-34

Education = Postsecondary Certificate

County		Total	11 - Agriculture, Forestry, Fishing, & Hunting	21 - Mining	23 - Construction	31,32 &,33 - Manufacturing	42,48,49 &,22 - Wholesale Trade, Transportation, Utilities, & Warehousing	44 & 45 - Retail Trade	51 - Information	52 & 53 - Financial Activities	54 & 55 - Professional & Business Services	61 - Educational Services	62 - Health Services	71 & 72 - Leisure & Hospitality	81 - Other Services	92 - Public Administration	99 - Unclassified
Total	M	305	0	59	51	30	32	24	0	8	9	4	17	31	17	16	0
	F	154	0	3	4	5	7	8	0	4	6	10	74	17	3	12	0
Albany	M	6	0	0	0	0	0	0	0	0	0	0	0	2	0	0	0
	F	5	0	0	0	0	0	0	0	0	0	0	0	3	0	0	0
Big Horn	M	2	0	0	0	0	0	0	0	0	0	0	0	0	0	0	0
	F	6	0	0	0	0	0	0	0	0	0	0	0	0	0	0	0
Campbell	M	50	0	16	0	0	7	0	0	0	0	0	0	0	0	0	0
	F	27	0	2	0	0	2	0	0	0	0	0	0	0	0	0	0
Converse	M	4	0	0	0	0	0	0	0	0	0	0	0	0	0	0	0
	F	3	0	0	0	0	0	0	0	0	0	0	0	0	0	0	0
Fremont	M	12	0	0	0	0	0	0	0	0	0	0	0	3	0	2	0
	F	11	0	0	0	0	0	0	0	0	0	0	0	3	0	2	0
Goshen	M	5	0	0	0	0	0	0	0	0	0	0	0	0	0	0	0
	F	2	0	0	0	0	0	0	0	0	0	0	0	0	0	0	0
Laramie	M	58	0	0	11	0	0	9	0	0	0	0	8	6	3	6	0
	F	32	0	0	2	0	0	2	0	0	0	0	16	2	3	3	0
Natrona	M	44	0	0	0	0	0	3	0	0	0	0	0	0	0	0	0
	F	24	0	0	0	0	0	3	0	0	0	0	0	0	0	0	0
Park	M	8	0	0	0	0	0	0	0	0	0	0	2	0	0	0	0
	F	7	0	0	0	0	0	0	0	0	0	0	3	0	0	0	0
Platte	M	2	0	0	0	0	0	0	0	0	0	0	0	0	0	0	0
	F	4	0	0	0	0	0	0	0	0	0	0	0	0	0	0	0
Sheridan	M	24	0	0	0	0	0	0	0	0	0	0	0	0	0	0	0
	F	6	0	0	0	0	0	0	0	0	0	0	0	0	0	0	0
Sweetwater	M	45	0	0	0	0	0	0	0	0	0	0	0	0	0	0	0
	F	7	0	0	0	0	0	0	0	0	0	0	0	0	0	0	0
Teton	M	8	0	0	0	0	0	0	0	0	0	0	0	0	0	0	0
	F	5	0	0	0	0	0	0	0	0	0	0	0	0	0	0	0
Uinta	M	7	0	0	0	0	0	0	0	0	0	0	2	0	0	0	0
	F	7	0	0	0	0	0	0	0	0	0	0	7	0	0	0	0
Weston	M	4	0	0	0	0	0	0	0	0	0	0	0	0	0	0	0
	F	2	0	0	0	0	0	0	0	0	0	0	0	0	0	0	0

Appendix Table 2.2: Total Number of Persons Working in Wyoming by Selected Variable, 2016

**Age Group = 25-34
Education = Associate's Degree**

County		Total	11 - Agriculture, Forestry, Fishing, & Hunting	21 - Mining	23 - Construction	31,32 &,33 - Manufacturing	42,48,49 &,22 - Wholesale Trade, Transportation, Utilities, & Warehousing	44 & 45 - Retail Trade	51 - Information	52 & 53 - Financial Activities	54 & 55 - Professional & Business Services	61 - Educational Services	62 - Health Services	71 & 72 - Leisure & Hospitality	81 - Other Services	92 - Public Administration	99 - Unclassified
Total	M	1,088	9	135	99	92	150	84	20	27	68	65	108	73	24	134	0
	F	1,854	5	30	17	15	48	99	27	124	103	267	843	124	25	127	0
Albany	M	81	0	0	12	0	0	8	0	4	5	10	6	15	4	11	0
	F	67	0	0	2	0	0	5	0	3	7	6	22	12	3	5	0
Big Horn	M	21	0	0	0	0	0	0	0	0	0	0	2	0	0	2	0
	F	32	0	0	0	0	0	0	0	0	0	0	10	0	0	3	0
Campbell	M	108	0	35	13	7	21	5	0	0	5	7	2	0	0	6	0
	F	190	0	6	2	3	7	9	0	0	11	33	81	0	0	17	0
Carbon	M	23	0	0	0	0	0	0	0	0	0	0	0	0	0	4	0
	F	27	0	0	0	0	0	0	0	0	0	0	0	0	0	6	0
Converse	M	21	0	7	0	0	0	0	0	0	0	0	0	0	0	0	0
	F	31	0	2	0	0	0	0	0	0	0	0	0	0	0	0	0
Crook	M	7	0	0	0	0	0	0	0	0	0	0	0	0	0	0	0
	F	8	0	0	0	0	0	0	0	0	0	0	0	0	0	0	0
Fremont	M	48	0	0	0	0	0	4	0	2	4	4	5	7	3	9	0
	F	125	0	0	0	0	0	10	0	7	5	19	57	5	4	12	0
Goshen	M	19	0	0	0	0	0	0	0	0	0	2	0	0	0	6	0
	F	25	0	0	0	0	0	0	0	0	0	5	0	0	0	3	0
Hot Springs	M	8	0	0	0	0	0	0	0	0	0	0	2	0	0	0	0
	F	14	0	0	0	0	0	0	0	0	0	0	8	0	0	0	0
Johnson	M	13	0	0	0	0	0	0	0	0	0	0	0	7	0	0	0
	F	19	0	0	0	0	0	0	0	0	0	0	0	2	0	0	0
Laramie	M	146	0	0	0	7	14	15	7	6	12	3	27	9	4	24	0
	F	328	0	0	0	3	5	21	6	28	14	10	188	16	7	28	0
Lincoln	M	15	0	0	0	0	0	0	0	0	0	3	4	0	0	0	0
	F	19	0	0	0	0	0	0	0	0	0	4	9	0	0	0	0
Natrona	M	249	0	25	0	11	49	14	2	8	20	14	46	7	2	29	0
	F	436	0	5	0	6	18	27	2	16	23	52	235	32	2	17	0
Park	M	53	0	0	0	2	5	8	0	0	2	2	3	11	0	6	0
	F	112	0	0	0	2	2	5	0	0	13	12	51	10	0	3	0
Platte	M	17	0	0	0	0	0	0	0	0	0	0	0	0	0	0	0
	F	15	0	0	0	0	0	0	0	0	0	0	0	0	0	0	0
Sheridan	M	56	0	0	0	0	3	7	0	2	2	2	2	6	0	8	0
	F	101	0	0	0	0	2	3	0	8	9	22	26	12	0	9	0
Sublette	M	9	0	0	0	0	0	0	0	0	0	0	0	0	0	0	0
	F	18	0	0	0	0	0	0	0	0	0	0	0	0	0	0	0
Sweetwater	M	130	0	44	2	0	19	9	3	0	3	9	0	3	0	8	0
	F	156	0	10	3	0	6	8	2	0	3	40	0	12	0	9	0
Teton	M	12	0	0	4	0	0	0	0	0	3	0	0	0	0	0	0
	F	16	0	0	2	0	0	0	0	0	2	0	0	0	0	0	0
Uinta	M	32	0	0	0	0	0	2	0	0	0	0	4	0	0	6	0
	F	78	0	0	0	0	0	3	0	0	0	0	36	0	0	3	0
Washakie	M	7	0	0	0	0	0	0	0	0	0	0	0	0	0	0	0
	F	17	0	0	0	0	0	0	0	0	0	0	0	0	0	0	0
Weston	M	6	0	0	0	0	0	0	0	0	0	0	0	0	0	2	0
	F	12	0	0	0	0	0	0	0	0	0	0	0	0	0	3	0
WY	M	6	0	0	0	0	0	0	0	0	0	0	0	0	0	0	0
	F	6	0	0	0	0	0	0	0	0	0	0	0	0	0	0	0

Appendix Table 2.2: Total Number of Persons Working in Wyoming by Selected Variable, 2016

**Age Group = 25-34
Education = Bachelor's Degree**

County		Total	11 - Agriculture, Forestry, Fishing, & Hunting	21 - Mining	23 - Construction	31,32 &,33 - Manufacturing	42,48,49 &,22 - Wholesale Trade, Transportation, Utilities, & Warehousing	44 & 45 - Retail Trade	51 - Information	52 & 53 - Financial Activities	54 & 55 - Professional & Business Services	61 - Educational Services	62 - Health Services	71 & 72 - Leisure & Hospitality	81 - Other Services	92 - Public Administration	99 - Unclassified
Total	M	1,421	21	84	64	73	94	57	15	95	197	312	107	74	14	214	0
	F	1,852	2	23	21	18	24	54	23	114	114	660	495	64	29	209	0
Albany	M	331	0	2	10	0	0	19	6	22	49	89	33	27	3	42	0
	F	325	0	2	5	0	0	19	6	35	20	140	49	15	6	26	0
Big Horn	M	18	0	0	0	0	0	0	0	0	0	6	0	0	0	6	0
	F	19	0	0	0	0	0	0	0	0	0	10	0	0	0	2	0
Campbell	M	90	0	18	0	0	8	0	0	3	14	13	4	3	0	12	0
	F	128	0	5	0	0	2	0	0	3	4	49	41	3	0	18	0
Carbon	M	29	0	0	0	0	0	0	0	0	0	10	0	3	0	3	0
	F	47	0	0	0	0	0	0	0	0	0	18	0	2	0	12	0
Converse	M	23	0	0	0	0	0	0	0	0	0	13	2	0	0	0	0
	F	36	0	0	0	0	0	0	0	0	0	22	3	0	0	0	0
Crook	M	5	0	0	0	0	0	0	0	0	0	0	0	0	0	0	0
	F	6	0	0	0	0	0	0	0	0	0	0	0	0	0	0	0
Fremont	M	62	0	0	0	0	0	3	2	3	8	28	0	0	2	6	0
	F	76	0	0	0	0	0	2	2	3	9	35	0	0	3	3	0
Goshen	M	26	0	0	0	0	0	0	0	0	0	7	2	0	0	10	0
	F	29	0	0	0	0	0	0	0	0	0	12	10	0	0	2	0
Hot Springs	M	10	0	0	0	0	0	0	0	0	0	3	0	0	0	0	0
	F	13	0	0	0	0	0	0	0	0	0	7	0	0	0	0	0
Johnson	M	14	0	0	0	0	0	0	0	0	0	2	0	0	0	0	0
	F	11	0	0	0	0	0	0	0	0	0	4	0	0	0	0	0
Laramie	M	235	0	0	7	10	13	14	3	19	43	17	27	13	3	62	0
	F	354	0	0	5	4	3	6	7	32	33	31	132	11	10	80	0
Lincoln	M	18	0	0	0	0	0	0	0	0	0	2	0	2	0	0	0
	F	21	0	0	0	0	0	0	0	0	0	8	0	2	0	0	0
Natrona	M	213	0	12	0	5	26	3	3	24	30	47	20	9	2	21	0
	F	397	0	3	0	3	9	10	3	18	20	159	131	7	5	27	0
Niobrara	M	4	0	0	0	0	0	0	0	0	0	2	0	0	0	0	0
	F	6	0	0	0	0	0	0	0	0	0	5	0	0	0	0	0
Park	M	52	0	0	3	6	0	0	0	0	5	10	5	4	0	10	0
	F	56	0	0	2	2	0	0	0	0	2	16	21	3	0	4	0
Platte	M	14	0	0	0	0	0	0	0	0	0	3	0	0	0	4	0
	F	13	0	0	0	0	0	0	0	0	0	7	0	0	0	2	0
Sheridan	M	64	0	0	0	0	0	3	0	0	19	11	6	0	0	4	0
	F	77	0	0	0	0	0	4	0	0	6	33	20	0	0	10	0
Sublette	M	11	0	0	0	0	0	0	0	0	0	3	0	0	0	0	0
	F	9	0	0	0	0	0	0	0	0	0	2	0	0	0	0	0
Sweetwater	M	112	0	28	0	21	7	0	0	6	0	25	0	0	0	10	0
	F	121	0	6	0	4	4	0	0	7	0	58	0	0	0	11	0
Teton	M	35	0	0	0	0	0	0	0	5	8	3	0	7	0	0	0
	F	38	0	0	0	0	0	0	0	2	4	8	0	9	0	0	0
Uinta	M	25	0	0	0	0	0	0	0	0	2	7	0	0	0	0	0
	F	38	0	0	0	0	0	0	0	0	3	16	0	0	0	0	0
Washakie	M	20	0	0	0	0	0	0	0	0	0	4	0	0	0	0	0
	F	18	0	0	0	0	0	0	0	0	0	10	0	0	0	0	0
Weston	M	9	0	0	0	0	0	0	0	0	0	6	0	0	0	2	0
	F	10	0	0	0	0	0	0	0	0	0	5	0	0	0	3	0

Appendix Table 2.2: Total Number of Persons Working in Wyoming by Selected Variable, 2016

**Age Group = 25-34
Education = Master's Degree**

County		Total	11 - Agriculture, Forestry, Fishing, & Hunting	21 - Mining	23 - Construction	31,32 &,33 - Manufacturing	42,48,49 &,22 - Wholesale Trade, Transportation, Utilities, & Warehousing	44 & 45 - Retail Trade	51 - Information	52 & 53 - Financial Activities	54 & 55 - Professional & Business Services	61 - Educational Services	62 - Health Services	71 & 72 - Leisure & Hospitality	81 - Other Services	92 - Public Administration	99 - Unclassified
Total	M	180	0	5	0	4	8	3	0	7	30	78	12	0	3	23	0
	F	321	0	2	0	6	4	4	0	12	24	166	60	0	5	29	0
Albany	M	66	0	0	0	0	0	0	0	2	15	34	0	0	0	6	0
	F	93	0	0	0	0	0	0	0	3	7	56	0	0	0	9	0
Big Horn	M	3	0	0	0	0	0	0	0	0	0	3	0	0	0	0	0
	F	3	0	0	0	0	0	0	0	0	0	3	0	0	0	0	0
Campbell	M	8	0	0	0	0	0	0	0	0	0	5	0	0	0	0	0
	F	14	0	0	0	0	0	0	0	0	0	11	0	0	0	0	0
Carbon	M	4	0	0	0	0	0	0	0	0	0	0	0	0	0	0	0
	F	6	0	0	0	0	0	0	0	0	0	0	0	0	0	0	0
Crook	M	3	0	0	0	0	0	0	0	0	0	3	0	0	0	0	0
	F	5	0	0	0	0	0	0	0	0	0	3	0	0	0	0	0
Fremont	M	5	0	0	0	0	0	0	0	0	0	2	0	0	0	2	0
	F	10	0	0	0	0	0	0	0	0	0	8	0	0	0	2	0
Goshen	M	3	0	0	0	0	0	0	0	0	0	0	0	0	0	0	0
	F	4	0	0	0	0	0	0	0	0	0	0	0	0	0	0	0
Hot Springs	M	2	0	0	0	0	0	0	0	0	0	0	0	0	0	0	0
	F	2	0	0	0	0	0	0	0	0	0	0	0	0	0	0	0
Johnson	M	2	0	0	0	0	0	0	0	0	0	2	0	0	0	0	0
	F	7	0	0	0	0	0	0	0	0	0	3	0	0	0	0	0
Laramie	M	23	0	0	0	0	0	0	0	2	4	0	3	0	0	9	0
	F	51	0	0	0	0	0	0	0	2	6	0	20	0	0	11	0
Lincoln	M	3	0	0	0	0	0	0	0	0	0	3	0	0	0	0	0
	F	7	0	0	0	0	0	0	0	0	0	4	0	0	0	0	0
Natrona	M	19	0	0	0	0	0	0	0	0	6	5	5	0	0	0	0
	F	39	0	0	0	0	0	0	0	0	2	20	7	0	0	0	0
Park	M	4	0	0	0	0	0	0	0	0	0	0	0	0	0	0	0
	F	14	0	0	0	0	0	0	0	0	0	0	0	0	0	0	0
Sheridan	M	8	0	0	0	0	0	0	0	0	0	6	0	0	0	0	0
	F	14	0	0	0	0	0	0	0	0	0	8	0	0	0	0	0
Sublette	M	2	0	0	0	0	0	0	0	0	0	0	0	0	0	0	0
	F	3	0	0	0	0	0	0	0	0	0	0	0	0	0	0	0
Sweetwater	M	10	0	3	0	0	0	0	0	0	0	2	0	0	0	0	0
	F	14	0	2	0	0	0	0	0	0	0	8	0	0	0	0	0
Teton	M	4	0	0	0	0	0	0	0	0	0	2	0	0	0	0	0
	F	19	0	0	0	0	0	0	0	0	0	8	0	0	0	0	0
Uinta	M	6	0	0	0	0	0	0	0	0	0	3	0	0	0	0	0
	F	4	0	0	0	0	0	0	0	0	0	3	0	0	0	0	0

Appendix Table 2.2: Total Number of Persons Working in Wyoming by Selected Variable, 2016

**Age Group = 25-34
Education = PhD\Professional**

County		Total	11 - Agriculture, Forestry, Fishing, & Hunting	21 - Mining	23 - Construction	31,32 &,33 - Manufacturing	42,48,49 &,22 - Wholesale Trade, Transportation, Utilities, & Warehousing	44 & 45 - Retail Trade	51 - Information	52 & 53 - Financial Activities	54 & 55 - Professional & Business Services	61 - Educational Services	62 - Health Services	71 & 72 - Leisure & Hospitality	81 - Other Services	92 - Public Administration	99 - Unclassified
Total	M	100	0	0	0	0	0	14	0	2	22	17	5	0	0	29	0
	F	125	0	0	0	0	0	24	0	4	37	12	17	0	0	29	0
Albany	M	26	0	0	0	0	0	4	0	0	2	16	0	0	0	2	0
	F	26	0	0	0	0	0	3	0	0	5	9	0	0	0	6	0
Campbell	M	6	0	0	0	0	0	0	0	0	0	0	0	0	0	0	0
	F	3	0	0	0	0	0	0	0	0	0	0	0	0	0	0	0
Carbon	M	2	0	0	0	0	0	0	0	0	0	0	0	0	0	0	0
	F	4	0	0	0	0	0	0	0	0	0	0	0	0	0	0	0
Converse	M	3	0	0	0	0	0	0	0	0	0	0	0	0	0	0	0
	F	2	0	0	0	0	0	0	0	0	0	0	0	0	0	0	0
Laramie	M	28	0	0	0	0	0	0	0	0	10	0	4	0	0	11	0
	F	40	0	0	0	0	0	0	0	0	16	0	5	0	0	12	0
Natrona	M	14	0	0	0	0	0	2	0	0	4	0	0	0	0	5	0
	F	26	0	0	0	0	0	8	0	0	5	0	0	0	0	6	0
Park	M	2	0	0	0	0	0	0	0	0	0	0	0	0	0	0	0
	F	3	0	0	0	0	0	0	0	0	0	0	0	0	0	0	0
Sheridan	M	2	0	0	0	0	0	0	0	0	2	0	0	0	0	0	0
	F	7	0	0	0	0	0	0	0	0	5	0	0	0	0	0	0
Sweetwater	M	6	0	0	0	0	0	0	0	0	0	0	0	0	0	0	0
	F	4	0	0	0	0	0	0	0	0	0	0	0	0	0	0	0
Teton	M	2	0	0	0	0	0	0	0	0	0	0	0	0	0	0	0
	F	4	0	0	0	0	0	0	0	0	0	0	0	0	0	0	0

Appendix Table 2.2: Total Number of Persons Working in Wyoming by Selected Variable, 2016

**Age Group = 35-44
Education = Some College**

County		Total	11 - Agriculture, Forestry, Fishing, & Hunting	21 - Mining	23 - Construction	31,32 &,33 - Manufacturing	42,48,49 &,22 - Wholesale Trade, Transportation, Utilities, & Warehousing	44 & 45 - Retail Trade	51 - Information	52 & 53 - Financial Activities	54 & 55 - Professional & Business Services	61 - Educational Services	62 - Health Services	71 & 72 - Leisure & Hospitality	81 - Other Services	92 - Public Administration	99 - Unclassified
Total	M	4,392	16	976	503	333	645	175	46	94	252	547	126	139	83	456	0
	F	3,967	8	89	74	64	142	214	35	164	201	1,474	824	241	60	376	0
Albany	M	210	0	0	11	0	0	13	0	7	18	97	7	8	3	23	0
	F	232	0	0	3	0	0	8	0	12	7	138	35	10	6	11	0
Big Horn	M	43	0	0	0	7	2	0	0	0	2	17	0	0	0	6	0
	F	89	0	0	0	3	4	0	0	0	3	49	0	0	0	8	0
Campbell	M	879	0	267	146	29	205	22	10	9	48	49	2	10	39	42	0
	F	515	0	25	13	5	41	28	4	14	48	219	55	14	16	33	0
Carbon	M	67	0	21	5	0	0	6	0	0	0	3	2	0	0	20	0
	F	84	0	3	3	0	0	6	0	0	0	31	12	0	0	20	0
Converse	M	84	0	26	5	0	0	0	0	0	2	15	0	0	0	14	0
	F	97	0	6	3	0	0	0	0	0	4	51	0	0	0	8	0
Crook	M	31	0	0	0	0	0	3	0	0	0	7	0	2	0	2	0
	F	41	0	0	0	0	0	4	0	0	0	20	0	3	0	4	0
Fremont	M	196	0	17	15	2	12	17	2	2	9	43	10	14	0	51	0
	F	258	0	4	2	2	4	10	2	5	6	103	44	38	0	34	0
Goshen	M	65	0	0	0	0	0	2	0	3	2	16	8	0	0	19	0
	F	103	0	0	0	0	0	4	0	7	4	27	43	0	0	10	0
Hot Springs	M	13	0	0	0	0	0	0	0	0	0	2	0	0	0	4	0
	F	32	0	0	0	0	0	0	0	0	0	6	0	0	0	6	0
Johnson	M	54	0	0	0	0	3	3	0	2	5	9	0	0	0	13	0
	F	57	0	0	0	0	2	5	0	3	2	24	0	0	0	6	0
Laramie	M	335	0	0	42	17	44	17	16	23	26	13	31	25	3	68	0
	F	450	0	0	10	9	10	31	5	40	30	37	142	24	6	104	0
Lincoln	M	66	0	0	0	0	3	4	0	0	3	26	0	0	0	7	0
	F	99	0	0	0	0	2	6	0	0	2	66	0	0	0	3	0
Natrona	M	529	0	51	57	22	83	30	0	13	40	90	34	23	15	69	0
	F	667	0	10	11	8	19	35	0	30	31	278	141	36	12	50	0
Niobrara	M	8	0	0	0	0	0	0	0	0	0	5	0	0	0	0	0
	F	25	0	0	0	0	0	0	0	0	0	15	0	0	0	0	0
Park	M	132	0	8	17	9	8	9	3	4	5	30	4	9	2	20	0
	F	184	0	3	2	5	6	13	3	10	8	60	37	24	3	9	0
Platte	M	50	0	0	0	0	18	2	0	2	0	8	0	0	0	10	0
	F	57	0	0	0	0	2	2	0	2	0	25	0	0	0	12	0
Sheridan	M	188	0	0	41	17	16	10	0	5	21	24	10	7	0	13	0
	F	187	0	0	3	3	5	8	0	6	11	63	60	11	0	9	0
Sublette	M	101	0	48	13	0	0	2	0	0	0	4	0	0	0	6	0
	F	37	0	2	4	0	0	6	0	0	0	9	0	0	0	3	0
Sweetwater	M	1,004	0	446	61	196	143	28	0	11	46	23	6	8	8	27	0
	F	339	0	29	5	18	31	18	0	16	13	103	68	14	3	17	0
Teton	M	88	0	0	16	0	0	0	0	2	5	27	5	21	0	5	0
	F	144	0	0	5	0	0	0	0	6	11	51	33	29	0	4	0
Uinta	M	139	0	0	15	6	17	4	3	2	10	27	4	4	0	20	0
	F	155	0	0	5	3	2	7	4	3	7	53	45	7	0	18	0
Washakie	M	35	0	0	0	2	4	0	0	3	0	8	0	0	0	5	0
	F	56	0	0	0	3	3	0	0	2	0	22	0	0	0	3	0
Weston	M	39	0	0	0	0	0	0	0	0	0	3	0	2	0	0	0
	F	44	0	0	0	0	0	0	0	0	0	24	0	2	0	0	0
WY	M	36	0	0	0	0	8	0	0	0	4	0	0	0	0	0	0
	F	15	0	0	0	0	5	0	0	0	7	0	0	0	0	0	0

Appendix Table 2.2: Total Number of Persons Working in Wyoming by Selected Variable, 2016

**Age Group = 35-44
Education = Certificate**

County		Total	11 - Agriculture, Forestry, Fishing, & Hunting	21 - Mining	23 - Construction	31,32 &,33 - Manufacturing	42,48,49 &,22 - Wholesale Trade, Transportation, Utilities, & Warehousing	44 & 45 - Retail Trade	51 - Information	52 & 53 - Financial Activities	54 & 55 - Professional & Business Services	61 - Educational Services	62 - Health Services	71 & 72 - Leisure & Hospitality	81 - Other Services	92 - Public Administration	99 - Unclassified
Total	M	150	0	40	20	0	13	0	0	0	7	22	7	8	0	12	0
	F	116	0	2	2	0	4	0	0	0	7	33	44	8	0	10	0
Albany	M	6	0	0	0	0	0	0	0	0	0	3	0	0	0	0	0
	F	5	0	0	0	0	0	0	0	0	0	3	0	0	0	0	0
Big Horn	M	2	0	0	0	0	0	0	0	0	0	0	2	0	0	0	0
	F	6	0	0	0	0	0	0	0	0	0	0	4	0	0	0	0
Campbell	M	11	0	0	0	0	0	0	0	0	0	0	0	0	0	0	0
	F	6	0	0	0	0	0	0	0	0	0	0	0	0	0	0	0
Fremont	M	4	0	0	0	0	0	0	0	0	0	0	0	0	0	0	0
	F	12	0	0	0	0	0	0	0	0	0	0	0	0	0	0	0
Laramie	M	26	0	0	0	0	0	0	0	0	0	0	2	0	0	4	0
	F	16	0	0	0	0	0	0	0	0	0	0	8	0	0	2	0
Natrona	M	15	0	0	0	0	0	0	0	0	0	2	0	0	0	0	0
	F	22	0	0	0	0	0	0	0	0	0	6	0	0	0	0	0
Park	M	2	0	0	0	0	0	0	0	0	0	0	0	0	0	0	0
	F	9	0	0	0	0	0	0	0	0	0	0	0	0	0	0	0
Platte	M	2	0	0	0	0	0	0	0	0	0	0	0	0	0	0	0
	F	2	0	0	0	0	0	0	0	0	0	0	0	0	0	0	0
Sheridan	M	6	0	0	0	0	0	0	0	0	0	0	0	0	0	0	0
	F	7	0	0	0	0	0	0	0	0	0	0	0	0	0	0	0
Sweetwater	M	53	0	0	0	0	0	0	0	0	0	2	0	0	0	0	0
	F	7	0	0	0	0	0	0	0	0	0	3	0	0	0	0	0
Teton	M	7	0	0	0	0	0	0	0	0	0	3	0	0	0	0	0
	F	9	0	0	0	0	0	0	0	0	0	5	0	0	0	0	0
Uinta	M	2	0	0	0	0	0	0	0	0	0	0	0	0	0	0	0
	F	3	0	0	0	0	0	0	0	0	0	0	0	0	0	0	0

Appendix Table 2.2: Total Number of Persons Working in Wyoming by Selected Variable, 2016

Age Group = 35-44

Education = Associate's Degree

County		Total	11 - Agriculture, Forestry, Fishing, & Hunting	21 - Mining	23 - Construction	31,32 &,33 - Manufacturing	42,48,49 &,22 - Wholesale Trade, Transportation, Utilities, & Warehousing	44 & 45 - Retail Trade	51 - Information	52 & 53 - Financial Activities	54 & 55 - Professional & Business Services	61 - Educational Services	62 - Health Services	71 & 72 - Leisure & Hospitality	81 - Other Services	92 - Public Administration	99 - Unclassified
Total	M	351	0	55	17	27	29	23	6	11	18	22	68	17	7	50	0
	F	844	0	14	8	6	15	49	13	27	39	154	405	32	6	75	0
Albany	M	15	0	0	0	0	0	2	0	2	3	2	0	0	0	2	0
	F	32	0	0	0	0	0	2	0	4	2	9	0	0	0	2	0
Big Horn	M	5	0	0	0	0	0	0	0	0	0	3	0	0	0	0	0
	F	17	0	0	0	0	0	0	0	0	0	5	0	0	0	0	0
Campbell	M	41	0	23	0	0	0	0	0	0	2	3	0	0	0	3	0
	F	66	0	4	0	0	0	0	0	0	2	14	0	0	0	5	0
Fremont	M	12	0	0	0	0	0	0	0	0	0	0	2	0	0	0	0
	F	57	0	0	0	0	0	0	0	0	0	0	22	0	0	0	0
Goshen	M	9	0	0	0	0	0	0	0	0	0	0	2	0	0	3	0
	F	14	0	0	0	0	0	0	0	0	0	0	6	0	0	3	0
Laramie	M	56	0	0	0	0	3	2	0	2	6	0	22	0	0	12	0
	F	142	0	0	0	0	2	6	0	4	10	0	93	0	0	16	0
Lincoln	M	5	0	0	0	0	0	0	0	0	0	0	2	0	0	0	0
	F	14	0	0	0	0	0	0	0	0	0	0	6	0	0	0	0
Natrona	M	91	0	7	2	7	10	5	0	4	0	7	23	7	3	15	0
	F	207	0	3	2	3	6	17	0	3	0	31	113	6	2	10	0
Park	M	14	0	0	2	0	0	3	0	0	0	0	0	0	0	0	0
	F	63	0	0	2	0	0	4	0	0	0	0	0	0	0	0	0
Platte	M	2	0	0	0	0	0	0	0	0	0	0	0	0	0	0	0
	F	10	0	0	0	0	0	0	0	0	0	0	0	0	0	0	0
Sheridan	M	14	0	0	0	0	0	0	0	0	0	0	0	4	0	2	0
	F	37	0	0	0	0	0	0	0	0	0	0	0	5	0	3	0
Sublette	M	2	0	0	0	0	0	0	0	0	0	0	0	0	0	0	0
	F	4	0	0	0	0	0	0	0	0	0	0	0	0	0	0	0
Sweetwater	M	52	0	19	0	0	0	3	0	0	0	0	3	3	0	5	0
	F	62	0	4	0	0	0	4	0	0	0	0	21	5	0	5	0
Teton	M	11	0	0	0	0	0	0	0	0	0	0	7	0	0	0	0
	F	10	0	0	0	0	0	0	0	0	0	0	7	0	0	0	0
Uinta	M	10	0	0	0	0	0	0	0	0	0	2	2	0	0	4	0
	F	47	0	0	0	0	0	0	0	0	0	14	20	0	0	9	0
Washakie	M	2	0	0	0	0	0	0	0	0	0	0	0	0	0	0	0
	F	4	0	0	0	0	0	0	0	0	0	0	0	0	0	0	0
WY	M	5	0	0	0	0	0	0	0	0	0	0	0	0	0	0	0
	F	4	0	0	0	0	0	0	0	0	0	0	0	0	0	0	0

Appendix Table 2.2: Total Number of Persons Working in Wyoming by Selected Variable, 2016

**Age Group = 35-44
Education = Bachelor's Degree**

County		Total	11 - Agriculture, Forestry, Fishing, & Hunting	21 - Mining	23 - Construction	31,32 &,33 - Manufacturing	42,48,49 &,22 - Wholesale Trade, Transportation, Utilities, & Warehousing	44 & 45 - Retail Trade	51 - Information	52 & 53 - Financial Activities	54 & 55 - Professional & Business Services	61 - Educational Services	62 - Health Services	71 & 72 - Leisure & Hospitality	81 - Other Services	92 - Public Administration	99 - Unclassified
Total	M	210	0	8	11	0	18	9	4	13	22	53	20	11	0	33	0
	F	379	0	5	4	0	5	6	2	13	20	121	129	8	0	62	0
Albany	M	44	0	0	0	0	0	3	0	7	8	13	0	0	0	3	0
	F	46	0	0	0	0	0	3	0	2	5	31	0	0	0	3	0
Big Horn	M	7	0	0	0	0	0	0	0	0	0	4	0	0	0	0	0
	F	3	0	0	0	0	0	0	0	0	0	2	0	0	0	0	0
Campbell	M	11	0	0	0	0	0	0	0	0	0	2	2	0	0	0	0
	F	28	0	0	0	0	0	0	0	0	0	6	8	0	0	0	0
Converse	M	7	0	0	0	0	0	0	0	0	0	2	0	0	0	0	0
	F	8	0	0	0	0	0	0	0	0	0	3	0	0	0	0	0
Crook	M	2	0	0	0	0	0	0	0	0	0	0	0	0	0	0	0
	F	2	0	0	0	0	0	0	0	0	0	0	0	0	0	0	0
Fremont	M	10	0	0	0	0	0	0	0	0	0	6	0	0	0	0	0
	F	26	0	0	0	0	0	0	0	0	0	15	0	0	0	0	0
Laramie	M	39	0	0	0	0	0	0	0	0	0	3	5	0	0	15	0
	F	53	0	0	0	0	0	0	0	0	0	3	30	0	0	15	0
Natrona	M	48	0	0	0	0	9	0	0	2	3	14	6	0	0	6	0
	F	124	0	0	0	0	3	0	0	5	3	39	53	0	0	14	0
Park	M	7	0	0	0	0	0	0	0	0	0	0	2	0	0	0	0
	F	10	0	0	0	0	0	0	0	0	0	0	3	0	0	0	0
Platte	M	2	0	0	0	0	0	0	0	0	0	0	0	0	0	0	0
	F	6	0	0	0	0	0	0	0	0	0	0	0	0	0	0	0
Sheridan	M	5	0	0	0	0	0	0	0	0	0	0	0	0	0	0	0
	F	11	0	0	0	0	0	0	0	0	0	0	0	0	0	0	0
Sweetwater	M	13	0	3	0	0	0	0	0	0	0	4	0	0	0	0	0
	F	15	0	3	0	0	0	0	0	0	0	5	0	0	0	0	0
Teton	M	4	0	0	0	0	0	0	0	0	0	0	2	0	0	0	0
	F	12	0	0	0	0	0	0	0	0	0	0	10	0	0	0	0
Uinta	M	4	0	0	0	0	0	0	0	0	0	0	0	0	0	2	0
	F	12	0	0	0	0	0	0	0	0	0	0	0	0	0	4	0
WY	M	2	0	0	0	0	0	0	0	0	0	0	0	0	0	0	0
	F	2	0	0	0	0	0	0	0	0	0	0	0	0	0	0	0

Appendix Table 2.2: Total Number of Persons Working in Wyoming by Selected Variable, 2016

**Age Group = 35-44
Education = Master's Degree**

County		Total	11 - Agriculture, Forestry, Fishing, & Hunting	21 - Mining	23 - Construction	31,32 &,33 - Manufacturing	42,48,49 &,22 - Wholesale Trade, Transportation, Utilities, & Warehousing	44 & 45 - Retail Trade	51 - Information	52 & 53 - Financial Activities	54 & 55 - Professional & Business Services	61 - Educational Services	62 - Health Services	71 & 72 - Leisure & Hospitality	81 - Other Services	92 - Public Administration	99 - Unclassified
Total	M	145	0	0	0	0	7	0	0	0	8	83	11	0	0	21	0
	F	218	0	0	0	0	4	0	0	0	10	143	37	0	0	15	0
Albany	M	50	0	0	0	0	0	0	0	0	3	34	0	0	0	7	0
	F	51	0	0	0	0	0	0	0	0	5	33	0	0	0	5	0
Campbell	M	4	0	0	0	0	0	0	0	0	0	0	0	0	0	0	0
	F	5	0	0	0	0	0	0	0	0	0	0	0	0	0	0	0
Converse	M	3	0	0	0	0	0	0	0	0	0	3	0	0	0	0	0
	F	7	0	0	0	0	0	0	0	0	0	7	0	0	0	0	0
Crook	M	2	0	0	0	0	0	0	0	0	0	0	0	0	0	0	0
	F	2	0	0	0	0	0	0	0	0	0	0	0	0	0	0	0
Fremont	M	7	0	0	0	0	0	0	0	0	0	7	0	0	0	0	0
	F	15	0	0	0	0	0	0	0	0	0	11	0	0	0	0	0
Goshen	M	3	0	0	0	0	0	0	0	0	0	0	0	0	0	0	0
	F	4	0	0	0	0	0	0	0	0	0	0	0	0	0	0	0
Laramie	M	12	0	0	0	0	0	0	0	0	0	0	4	0	0	7	0
	F	21	0	0	0	0	0	0	0	0	0	0	9	0	0	4	0
Natrona	M	14	0	0	0	0	2	0	0	0	0	6	2	0	0	0	0
	F	40	0	0	0	0	2	0	0	0	0	25	10	0	0	0	0
Sheridan	M	7	0	0	0	0	0	0	0	0	0	5	0	0	0	0	0
	F	6	0	0	0	0	0	0	0	0	0	4	0	0	0	0	0
Sweetwater	M	8	0	0	0	0	0	0	0	0	0	4	0	0	0	0	0
	F	14	0	0	0	0	0	0	0	0	0	12	0	0	0	0	0
Teton	M	10	0	0	0	0	0	0	0	0	0	6	0	0	0	0	0
	F	18	0	0	0	0	0	0	0	0	0	12	0	0	0	0	0
Uinta	M	7	0	0	0	0	0	0	0	0	0	6	0	0	0	0	0
	F	7	0	0	0	0	0	0	0	0	0	5	0	0	0	0	0
Washakie	M	2	0	0	0	0	0	0	0	0	0	0	0	0	0	0	0
	F	2	0	0	0	0	0	0	0	0	0	0	0	0	0	0	0

Appendix Table 2.2: Total Number of Persons Working in Wyoming by Selected Variable, 2016

**Age Group = 35-44
Education = PhD\Profesional**

County		Total	11 - Agriculture, Forestry, Fishing, & Hunting	21 - Mining	23 - Construction	31,32 &,33 - Manufacturing	42,48,49 &,22 - Wholesale Trade, Transportation, Utilities, & Warehousing	44 & 45 - Retail Trade	51 - Information	52 & 53 - Financial Activities	54 & 55 - Professional & Business Services	61 - Educational Services	62 - Health Services	71 & 72 - Leisure & Hospitality	81 - Other Services	92 - Public Administration	99 - Unclassified
Total	M	74	0	0	0	0	0	0	0	0	19	22	6	0	0	17	0
	F	59	0	0	0	0	0	0	3	0	6	20	7	0	0	19	0
Albany	M	31	0	0	0	0	0	0	0	0	6	18	0	0	0	4	0
	F	23	0	0	0	0	0	0	0	0	3	15	0	0	0	4	0
Fremont	M	2	0	0	0	0	0	0	0	0	0	0	0	0	0	0	0
	F	6	0	0	0	0	0	0	0	0	0	0	0	0	0	0	0
Laramie	M	16	0	0	0	0	0	0	0	0	3	2	2	0	0	7	0
	F	11	0	0	0	0	0	0	0	0	2	2	2	0	0	4	0
Natrona	M	8	0	0	0	0	0	0	0	0	0	2	0	0	0	0	0
	F	9	0	0	0	0	0	0	0	0	0	2	0	0	0	0	0
Sheridan	M	4	0	0	0	0	0	0	0	0	0	0	0	0	0	0	0
	F	2	0	0	0	0	0	0	0	0	0	0	0	0	0	0	0
Sweetwater	M	2	0	0	0	0	0	0	0	0	0	0	0	0	0	0	0
	F	3	0	0	0	0	0	0	0	0	0	0	0	0	0	0	0

Appendix Table 2.2: Total Number of Persons Working in Wyoming by Selected Variable, 2016

**Age Group = 45-54
Education = Some College**

County		Total	11 - Agriculture, Forestry, Fishing, & Hunting	21 - Mining	23 - Construction	31,32 &,33 - Manufacturing	42,48,49 &,22 - Wholesale Trade, Transportation, Utilities, & Warehousing	44 & 45 - Retail Trade	51 - Information	52 & 53 - Financial Activities	54 & 55 - Professional & Business Services	61 - Educational Services	62 - Health Services	71 & 72 - Leisure & Hospitality	81 - Other Services	92 - Public Administration	99 - Unclassified
Total	M	2,955	7	574	316	225	442	118	25	62	145	480	88	62	66	345	0
	F	3,183	10	71	48	49	104	140	38	122	152	1,459	528	106	45	311	0
Albany	M	118	0	0	5	8	2	4	0	5	7	59	0	7	0	17	0
	F	199	0	0	3	2	2	5	0	6	6	135	0	5	0	10	0
Big Horn	M	42	0	0	0	0	0	0	0	0	0	17	0	0	0	4	0
	F	74	0	0	0	0	0	0	0	0	0	48	0	0	0	6	0
Campbell	M	586	0	169	72	29	129	25	0	6	27	37	6	6	29	45	0
	F	337	0	20	7	5	26	9	0	8	32	146	37	12	6	28	0
Carbon	M	45	0	0	0	0	5	3	0	0	0	8	0	0	0	14	0
	F	53	0	0	0	0	2	3	0	0	0	19	0	0	0	9	0
Converse	M	67	0	23	3	2	11	4	0	2	0	13	0	0	0	3	0
	F	82	0	3	2	5	4	5	0	3	0	43	0	0	0	3	0
Crook	M	23	0	0	0	0	3	0	0	0	0	4	0	0	0	0	0
	F	52	0	0	0	0	2	0	0	0	0	37	0	0	0	0	0
Fremont	M	171	0	0	10	0	0	3	2	0	5	41	10	7	5	55	0
	F	254	0	0	6	0	0	10	2	0	3	118	43	12	6	42	0
Goshen	M	53	0	0	0	0	8	2	0	0	0	12	4	0	0	20	0
	F	76	0	0	0	0	2	2	0	0	0	36	17	0	0	12	0
Hot Springs	M	7	0	0	0	0	0	0	0	0	0	2	0	0	0	2	0
	F	24	0	0	0	0	0	0	0	0	0	13	0	0	0	3	0
Johnson	M	37	0	0	0	0	0	3	0	0	2	12	0	0	0	9	0
	F	58	0	0	0	0	0	5	0	0	2	38	0	0	0	4	0
Laramie	M	208	0	0	17	17	21	18	5	12	24	12	15	8	3	53	0
	F	338	0	0	2	4	5	21	12	31	36	35	81	10	6	93	0
Lincoln	M	61	0	0	0	0	14	0	0	0	3	25	2	0	0	3	0
	F	95	0	0	0	0	3	0	0	0	4	51	20	0	0	6	0
Natrona	M	374	0	24	51	9	51	17	0	9	18	114	14	11	9	44	0
	F	543	0	5	5	5	15	16	0	22	22	319	97	6	7	23	0
Niobrara	M	5	0	0	0	0	0	0	0	0	0	4	0	0	0	0	0
	F	31	0	0	0	0	0	0	0	0	0	20	0	0	0	0	0
Park	M	82	0	0	0	4	7	4	3	2	3	26	5	4	0	14	0
	F	163	0	0	0	4	5	7	3	5	4	59	43	12	0	16	0
Platte	M	35	0	0	0	0	18	0	0	0	0	9	0	0	0	3	0
	F	50	0	0	0	0	3	0	0	0	0	30	0	0	0	7	0
Sheridan	M	150	0	0	28	18	18	7	0	0	7	21	8	9	2	8	0
	F	135	0	0	3	4	2	6	0	0	5	50	30	11	3	9	0
Sublette	M	61	0	33	0	0	0	2	0	0	0	6	0	0	0	2	0
	F	27	0	5	0	0	0	3	0	0	0	7	0	0	0	2	0
Sweetwater	M	633	0	245	58	119	91	11	0	13	31	20	12	0	8	24	0
	F	285	0	33	7	13	17	17	0	5	15	113	41	0	2	9	0
Teton	M	45	0	0	8	0	3	0	0	0	6	12	6	7	0	0	0
	F	107	0	0	3	0	2	0	0	0	6	52	17	7	0	0	0
Uinta	M	75	0	10	6	0	11	6	2	5	2	14	2	0	0	12	0
	F	112	0	2	2	0	3	9	2	5	2	48	17	0	0	18	0
Washakie	M	20	0	0	0	0	0	0	0	0	0	7	0	0	0	0	0
	F	37	0	0	0	0	0	0	0	0	0	25	0	0	0	0	0
Weston	M	26	0	0	3	0	0	0	0	0	0	5	0	0	0	4	0
	F	34	0	0	2	0	0	0	0	0	0	16	0	0	0	4	0
WY	M	31	0	0	0	0	11	0	0	0	3	0	0	0	0	0	0
	F	17	0	0	0	0	7	0	0	0	7	0	0	0	0	0	0

Appendix Table 2.2: Total Number of Persons Working in Wyoming by Selected Variable, 2016

Age Group = 45-54

Education = Postsecondary Certificate

County		Total	11 - Agriculture, Forestry, Fishing, & Hunting	21 - Mining	23 - Construction	31,32 &,33 - Manufacturing	42,48,49 &,22 - Wholesale Trade, Transportation, Utilities, & Warehousing	44 & 45 - Retail Trade	51 - Information	52 & 53 - Financial Activities	54 & 55 - Professional & Business Services	61 - Educational Services	62 - Health Services	71 & 72 - Leisure & Hospitality	81 - Other Services	92 - Public Administration	99 - Unclassified
Total	M	98	0	23	0	11	0	2	0	0	8	17	5	7	0	10	0
	F	99	0	3	0	2	0	2	0	0	6	37	25	10	0	7	0
Albany	M	2	0	0	0	0	0	0	0	0	0	0	0	0	0	0	0
	F	7	0	0	0	0	0	0	0	0	0	0	0	0	0	0	0
Big Horn	M	3	0	0	0	0	0	0	0	0	0	0	0	0	0	0	0
	F	5	0	0	0	0	0	0	0	0	0	0	0	0	0	0	0
Campbell	M	4	0	0	0	0	0	0	0	0	0	0	0	0	0	0	0
	F	2	0	0	0	0	0	0	0	0	0	0	0	0	0	0	0
Fremont	M	9	0	0	0	0	0	0	0	0	0	0	0	0	0	0	0
	F	16	0	0	0	0	0	0	0	0	0	0	0	0	0	0	0
Laramie	M	10	0	0	0	0	0	0	0	0	0	0	0	0	0	0	0
	F	10	0	0	0	0	0	0	0	0	0	0	0	0	0	0	0
Lincoln	M	2	0	0	0	0	0	0	0	0	0	0	0	0	0	0	0
	F	3	0	0	0	0	0	0	0	0	0	0	0	0	0	0	0
Natrona	M	13	0	0	0	0	0	0	0	0	2	3	0	0	0	0	0
	F	17	0	0	0	0	0	0	0	0	2	8	0	0	0	0	0
Park	M	4	0	0	0	0	0	0	0	0	0	0	0	0	0	0	0
	F	2	0	0	0	0	0	0	0	0	0	0	0	0	0	0	0
Sheridan	M	4	0	0	0	0	0	0	0	0	0	2	0	0	0	0	0
	F	6	0	0	0	0	0	0	0	0	0	2	0	0	0	0	0
Sweetwater	M	36	0	0	0	0	0	0	0	0	0	0	0	0	0	0	0
	F	12	0	0	0	0	0	0	0	0	0	0	0	0	0	0	0
Teton	M	2	0	0	0	0	0	0	0	0	0	0	0	2	0	0	0
	F	8	0	0	0	0	0	0	0	0	0	0	0	3	0	0	0

Appendix Table 2.2: Total Number of Persons Working in Wyoming by Selected Variable, 2016

Age Group = 45-54

Education = Associate's Degree

County		Total	11 - Agriculture, Forestry, Fishing, & Hunting	21 - Mining	23 - Construction	31,32 &,33 - Manufacturing	42,48,49 &,22 - Wholesale Trade, Transportation, Utilities, & Warehousing	44 & 45 - Retail Trade	51 - Information	52 & 53 - Financial Activities	54 & 55 - Professional & Business Services	61 - Educational Services	62 - Health Services	71 & 72 - Leisure & Hospitality	81 - Other Services	92 - Public Administration	99 - Unclassified
Total	M	161	0	21	11	3	19	10	0	4	11	9	36	6	0	29	0
	F	376	0	6	4	2	15	10	0	22	16	64	151	20	0	55	0
Albany	M	5	0	0	0	0	0	0	0	0	0	4	0	0	0	0	0
	F	16	0	0	0	0	0	0	0	0	0	4	0	0	0	0	0
Campbell	M	19	0	0	0	0	0	0	0	0	0	0	2	0	0	3	0
	F	16	0	0	0	0	0	0	0	0	0	0	7	0	0	7	0
Carbon	M	2	0	0	0	0	0	0	0	0	0	0	0	0	0	0	0
	F	4	0	0	0	0	0	0	0	0	0	0	0	0	0	0	0
Converse	M	4	0	0	0	0	0	0	0	0	0	0	0	0	0	0	0
	F	4	0	0	0	0	0	0	0	0	0	0	0	0	0	0	0
Fremont	M	11	0	0	0	0	0	0	0	0	0	0	5	2	0	2	0
	F	33	0	0	0	0	0	0	0	0	0	0	10	2	0	8	0
Goshen	M	2	0	0	0	0	0	0	0	0	0	0	0	0	0	2	0
	F	5	0	0	0	0	0	0	0	0	0	0	0	0	0	2	0
Laramie	M	31	0	0	0	0	3	4	0	0	3	0	10	0	0	5	0
	F	70	0	0	0	0	3	2	0	0	4	0	34	0	0	15	0
Lincoln	M	6	0	0	0	0	0	0	0	0	0	0	0	0	0	0	0
	F	8	0	0	0	0	0	0	0	0	0	0	0	0	0	0	0
Natrona	M	30	0	0	0	0	5	4	0	0	0	3	6	0	0	6	0
	F	80	0	0	0	0	6	2	0	0	0	16	34	0	0	5	0
Park	M	7	0	0	0	0	0	0	0	0	0	0	0	0	0	0	0
	F	26	0	0	0	0	0	0	0	0	0	0	0	0	0	0	0
Platte	M	5	0	0	0	0	0	0	0	0	0	0	0	0	0	0	0
	F	3	0	0	0	0	0	0	0	0	0	0	0	0	0	0	0
Sheridan	M	7	0	0	0	0	0	0	0	0	0	0	2	0	0	0	0
	F	25	0	0	0	0	0	0	0	0	0	0	10	0	0	0	0
Sweetwater	M	15	0	7	0	0	0	0	0	0	0	0	0	0	0	0	0
	F	28	0	4	0	0	0	0	0	0	0	0	0	0	0	0	0
Teton	M	7	0	0	0	0	0	0	0	0	0	0	5	0	0	0	0
	F	13	0	0	0	0	0	0	0	0	0	0	4	0	0	0	0
Uinta	M	3	0	0	0	0	0	0	0	0	0	0	0	0	0	2	0
	F	17	0	0	0	0	0	0	0	0	0	0	0	0	0	5	0

Appendix Table 2.2: Total Number of Persons Working in Wyoming by Selected Variable, 2016

**Age Group = 45-54
Education = Bachelor's Degree**

County		Total	11 - Agriculture, Forestry, Fishing, & Hunting	21 - Mining	23 - Construction	31,32 &,33 - Manufacturing	42,48,49 &,22 - Wholesale Trade, Transportation, Utilities, & Warehousing	44 & 45 - Retail Trade	51 - Information	52 & 53 - Financial Activities	54 & 55 - Professional & Business Services	61 - Educational Services	62 - Health Services	71 & 72 - Leisure & Hospitality	81 - Other Services	92 - Public Administration	99 - Unclassified
Total	M	44	0	0	0	0	2	0	0	0	3	16	6	0	0	10	0
	F	162	0	0	0	0	3	0	0	0	8	48	70	0	0	20	0
Albany	M	12	0	0	0	0	0	0	0	0	2	5	0	0	0	2	0
	F	16	0	0	0	0	0	0	0	0	2	5	0	0	0	4	0
Fremont	M	3	0	0	0	0	0	0	0	0	0	0	0	0	0	2	0
	F	14	0	0	0	0	0	0	0	0	0	0	0	0	0	2	0
Laramie	M	9	0	0	0	0	0	0	0	0	0	0	3	0	0	3	0
	F	20	0	0	0	0	0	0	0	0	0	0	14	0	0	3	0
Natrona	M	11	0	0	0	0	0	0	0	0	0	7	0	0	0	0	0
	F	50	0	0	0	0	0	0	0	0	0	25	0	0	0	0	0
Sweetwater	M	2	0	0	0	0	0	0	0	0	0	0	0	0	0	0	0
	F	6	0	0	0	0	0	0	0	0	0	0	0	0	0	0	0
Uinta	M	2	0	0	0	0	0	0	0	0	0	0	0	0	0	0	0
	F	8	0	0	0	0	0	0	0	0	0	0	0	0	0	0	0

Appendix Table 2.2: Total Number of Persons Working in Wyoming by Selected Variable, 2016

**Age Group = 45-54
Education = Masters**

County		Total	11 - Agriculture, Forestry, Fishing, & Hunting	21 - Mining	23 - Construction	31,32 &,33 - Manufacturing	42,48,49 &,22 - Wholesale Trade, Transportation, Utilities, & Warehousing	44 & 45 - Retail Trade	51 - Information	52 & 53 - Financial Activities	54 & 55 - Professional & Business Services	61 - Educational Services	62 - Health Services	71 & 72 - Leisure & Hospitality	81 - Other Services	92 - Public Administration	99 - Unclassified
Total	M	52	0	0	0	0	0	0	0	2	0	34	3	0	0	6	0
	F	132	0	0	0	0	0	0	0	3	0	86	22	0	0	8	0
Albany	M	12	0	0	0	0	0	0	0	0	0	9	0	0	0	0	0
	F	26	0	0	0	0	0	0	0	0	0	19	0	0	0	0	0
Campbell	M	3	0	0	0	0	0	0	0	0	0	0	0	0	0	0	0
	F	4	0	0	0	0	0	0	0	0	0	0	0	0	0	0	0
Carbon	M	2	0	0	0	0	0	0	0	0	0	2	0	0	0	0	0
	F	5	0	0	0	0	0	0	0	0	0	5	0	0	0	0	0
Fremont	M	2	0	0	0	0	0	0	0	0	0	0	0	0	0	0	0
	F	12	0	0	0	0	0	0	0	0	0	0	0	0	0	0	0
Laramie	M	8	0	0	0	0	0	0	0	0	0	0	2	0	0	2	0
	F	18	0	0	0	0	0	0	0	0	0	0	6	0	0	5	0
Natrona	M	6	0	0	0	0	0	0	0	0	0	5	0	0	0	0	0
	F	15	0	0	0	0	0	0	0	0	0	12	0	0	0	0	0
Park	M	2	0	0	0	0	0	0	0	0	0	2	0	0	0	0	0
	F	4	0	0	0	0	0	0	0	0	0	4	0	0	0	0	0
Sweetwater	M	5	0	0	0	0	0	0	0	0	0	3	0	0	0	0	0
	F	11	0	0	0	0	0	0	0	0	0	9	0	0	0	0	0
Teton	M	2	0	0	0	0	0	0	0	0	0	2	0	0	0	0	0
	F	6	0	0	0	0	0	0	0	0	0	4	0	0	0	0	0
Uinta	M	3	0	0	0	0	0	0	0	0	0	2	0	0	0	0	0
	F	5	0	0	0	0	0	0	0	0	0	3	0	0	0	0	0

Appendix Table 2.2: Total Number of Persons Working in Wyoming by Selected Variable, 2016

**Age Group = 45-54
Education = PhD\Profesional**

County		Total	11 - Agriculture, Forestry, Fishing, & Hunting	21 - Mining	23 - Construction	31,32 &,33 - Manufacturing	42,48,49 &,22 - Wholesale Trade, Transportation, Utilities, & Warehousing	44 & 45 - Retail Trade	51 - Information	52 & 53 - Financial Activities	54 & 55 - Professional & Business Services	61 - Educational Services	62 - Health Services	71 & 72 - Leisure & Hospitality	81 - Other Services	92 - Public Administration	99 - Unclassified
Total	M	19	0	0	0	0	0	0	0	0	0	14	0	0	0	0	0
	F	18	0	0	0	0	0	0	0	0	0	12	0	0	0	0	0
Laramie	M	3	0	0	0	0	0	0	0	0	0	0	0	0	0	0	0
	F	2	0	0	0	0	0	0	0	0	0	0	0	0	0	0	0
Natrona	M	2	0	0	0	0	0	0	0	0	0	2	0	0	0	0	0
	F	2	0	0	0	0	0	0	0	0	0	2	0	0	0	0	0

Appendix Table 2.2: Total Number of Persons Working in Wyoming by Selected Variable, 2016

**Age Group = 55-64
Education = Some College**

County		Total	11 - Agriculture, Forestry, Fishing, & Hunting	21 - Mining	23 - Construction	31,32 &,33 - Manufacturing	42,48,49 &,22 - Wholesale Trade, Transportation, Utilities, & Warehousing	44 & 45 - Retail Trade	51 - Information	52 & 53 - Financial Activities	54 & 55 - Professional & Business Services	61 - Educational Services	62 - Health Services	71 & 72 - Leisure & Hospitality	81 - Other Services	92 - Public Administration	99 - Unclassified
Total	M	2,284	11	445	203	179	366	91	15	39	132	334	83	29	55	301	0
	F	2,470	6	48	39	25	73	99	31	78	111	1,253	372	74	29	232	0
Albany	M	97	0	0	0	0	6	0	0	0	6	51	2	0	2	16	0
	F	146	0	0	0	0	3	0	0	0	5	108	5	0	2	12	0
Big Horn	M	21	0	0	0	0	0	0	0	0	0	7	0	0	0	0	0
	F	53	0	0	0	0	0	0	0	0	0	48	0	0	0	0	0
Campbell	M	447	0	115	61	0	118	21	0	5	34	16	4	0	25	34	0
	F	228	0	23	5	0	13	7	0	2	29	104	20	0	3	13	0
Carbon	M	48	0	0	0	0	0	7	0	0	0	3	0	0	0	16	0
	F	52	0	0	0	0	0	2	0	0	0	28	0	0	0	10	0
Converse	M	37	0	0	0	0	4	0	0	0	0	7	0	0	0	8	0
	F	62	0	0	0	0	3	0	0	0	0	37	0	0	0	5	0
Crook	M	19	0	0	0	0	0	3	0	0	0	4	0	0	0	0	0
	F	40	0	0	0	0	0	2	0	0	0	30	0	0	0	0	0
Fremont	M	125	0	0	8	0	5	6	3	0	5	26	11	2	0	41	0
	F	224	0	0	2	0	5	7	3	0	2	125	33	13	0	30	0
Goshen	M	61	0	0	0	0	9	4	0	2	0	16	2	0	0	23	0
	F	80	0	0	0	0	2	2	0	2	0	43	16	0	0	12	0
Hot Springs	M	14	0	0	0	0	0	0	0	0	0	6	2	0	0	2	0
	F	25	0	0	0	0	0	0	0	0	0	12	3	0	0	6	0
Johnson	M	17	0	0	0	0	0	0	0	0	0	4	0	0	0	6	0
	F	29	0	0	0	0	0	0	0	0	0	16	0	0	0	7	0
Laramie	M	170	0	0	16	0	11	6	7	9	16	5	16	3	3	62	0
	F	259	0	0	6	0	7	16	3	24	23	33	76	4	4	62	0
Lincoln	M	34	0	0	0	0	0	0	0	0	0	12	0	0	0	0	0
	F	63	0	0	0	0	0	0	0	0	0	43	0	0	0	0	0
Natrona	M	266	0	17	18	13	51	11	2	7	17	83	14	3	0	27	0
	F	431	0	3	4	4	14	17	3	17	15	249	66	10	0	28	0
Niobrara	M	4	0	0	0	0	0	0	0	0	0	3	0	0	0	0	0
	F	17	0	0	0	0	0	0	0	0	0	10	0	0	0	0	0
Park	M	59	0	0	5	0	7	2	0	0	5	15	7	3	0	12	0
	F	138	0	0	2	0	2	4	0	0	4	67	22	9	0	11	0
Platte	M	29	0	0	0	0	0	0	0	0	0	4	0	0	0	4	0
	F	41	0	0	0	0	0	0	0	0	0	21	0	0	0	2	0
Sheridan	M	136	0	0	20	0	0	8	0	3	14	18	8	3	5	12	0
	F	125	0	0	5	0	0	9	0	6	5	54	25	4	6	6	0
Sublette	M	41	0	26	0	0	0	4	0	0	0	0	0	0	0	0	0
	F	22	0	2	0	0	0	2	0	0	0	0	0	0	0	0	0
Sweetwater	M	507	0	221	26	111	75	9	0	3	15	20	5	3	0	13	0
	F	206	0	15	4	8	12	8	0	5	10	93	31	7	0	9	0
Teton	M	22	0	0	0	0	3	0	0	0	0	4	3	5	0	0	0
	F	64	0	0	0	0	4	0	0	0	0	24	16	2	0	0	0
Uinta	M	72	0	0	8	0	0	3	0	2	3	21	3	0	0	11	0
	F	85	0	0	3	0	0	3	0	3	3	53	9	0	0	7	0
Washakie	M	18	0	0	0	0	0	0	0	0	0	6	0	0	0	0	0
	F	40	0	0	0	0	0	0	0	0	0	23	0	0	0	0	0
Weston	M	26	0	0	0	0	0	0	0	0	0	2	2	0	0	3	0
	F	28	0	0	0	0	0	0	0	0	0	21	2	0	0	3	0
WY	M	14	0	0	0	0	3	0	0	0	0	0	0	0	0	0	0
	F	12	0	0	0	0	3	0	0	0	0	0	0	0	0	0	0

Appendix Table 2.2: Total Number of Persons Working in Wyoming by Selected Variable, 2016

**Age Group = 55-64
Education = Certificate**

County		Total	11 - Agriculture, Forestry, Fishing, & Hunting	21 - Mining	23 - Construction	31,32 &,33 - Manufacturing	42,48,49 &,22 - Wholesale Trade, Transportation, Utilities, & Warehousing	44 & 45 - Retail Trade	51 - Information	52 & 53 - Financial Activities	54 & 55 - Professional & Business Services	61 - Educational Services	62 - Health Services	71 & 72 - Leisure & Hospitality	81 - Other Services	92 - Public Administration	99 - Unclassified
Total	M	39	0	0	0	0	0	0	0	0	2	6	3	2	0	0	0
	F	75	0	0	0	0	0	0	0	0	2	38	20	3	0	0	0
Albany	M	2	0	0	0	0	0	0	0	0	0	2	0	0	0	0	0
	F	6	0	0	0	0	0	0	0	0	0	5	0	0	0	0	0
Big Horn	M	2	0	0	0	0	0	0	0	0	0	0	0	0	0	0	0
	F	5	0	0	0	0	0	0	0	0	0	0	0	0	0	0	0
Campbell	M	4	0	0	0	0	0	0	0	0	0	0	0	0	0	0	0
	F	2	0	0	0	0	0	0	0	0	0	0	0	0	0	0	0
Laramie	M	5	0	0	0	0	0	0	0	0	0	0	0	0	0	0	0
	F	8	0	0	0	0	0	0	0	0	0	0	0	0	0	0	0
Natrona	M	3	0	0	0	0	0	0	0	0	0	0	0	0	0	0	0
	F	15	0	0	0	0	0	0	0	0	0	0	0	0	0	0	0
Sheridan	M	2	0	0	0	0	0	0	0	0	0	0	0	0	0	0	0
	F	3	0	0	0	0	0	0	0	0	0	0	0	0	0	0	0
Sweetwater	M	15	0	0	0	0	0	0	0	0	0	0	0	0	0	0	0
	F	8	0	0	0	0	0	0	0	0	0	0	0	0	0	0	0
Uinta	M	2	0	0	0	0	0	0	0	0	0	0	0	0	0	0	0
	F	3	0	0	0	0	0	0	0	0	0	0	0	0	0	0	0

Appendix Table 2.2: Total Number of Persons Working in Wyoming by Selected Variable, 2016

**Age Group = 55-64
Education = Associates**

County		Total	11 - Agriculture, Forestry, Fishing, & Hunting	21 - Mining	23 - Construction	31,32 &,33 - Manufacturing	42,48,49 &,22 - Wholesale Trade, Transportation, Utilities, & Warehousing	44 & 45 - Retail Trade	51 - Information	52 & 53 - Financial Activities	54 & 55 - Professional & Business Services	61 - Educational Services	62 - Health Services	71 & 72 - Leisure & Hospitality	81 - Other Services	92 - Public Administration	99 - Unclassified
Total	M	61	0	9	0	3	4	2	0	0	6	4	10	0	0	17	0
	F	156	0	3	0	2	4	7	0	0	11	43	52	0	0	15	0
Campbell	M	5	0	2	0	0	0	0	0	0	0	0	0	0	0	0	0
	F	8	0	2	0	0	0	0	0	0	0	0	0	0	0	0	0
Fremont	M	4	0	0	0	0	0	0	0	0	0	0	0	0	0	0	0
	F	21	0	0	0	0	0	0	0	0	0	0	0	0	0	0	0
Goshen	M	2	0	0	0	0	0	0	0	0	0	0	0	0	0	0	0
	F	2	0	0	0	0	0	0	0	0	0	0	0	0	0	0	0
Laramie	M	10	0	0	0	0	0	0	0	0	0	0	3	0	0	4	0
	F	26	0	0	0	0	0	0	0	0	0	0	8	0	0	4	0
Natrona	M	16	0	0	0	0	0	0	0	0	3	2	3	0	0	3	0
	F	35	0	0	0	0	0	0	0	0	3	11	13	0	0	3	0
Park	M	3	0	0	0	0	0	0	0	0	0	0	2	0	0	0	0
	F	13	0	0	0	0	0	0	0	0	0	0	8	0	0	0	0
Sweetwater	M	8	0	0	0	0	0	0	0	0	0	0	0	0	0	0	0
	F	10	0	0	0	0	0	0	0	0	0	0	0	0	0	0	0
Uinta	M	3	0	0	0	0	0	0	0	0	0	0	0	0	0	2	0
	F	8	0	0	0	0	0	0	0	0	0	0	0	0	0	2	0
WY	M	3	0	0	0	0	0	0	0	0	0	0	0	0	0	0	0
	F	2	0	0	0	0	0	0	0	0	0	0	0	0	0	0	0

Appendix Table 2.2: Total Number of Persons Working in Wyoming by Selected Variable, 2016

**Age Group = 55-64
Education = Bachelors**

County		Total	11 - Agriculture, Forestry, Fishing, & Hunting	21 - Mining	23 - Construction	31,32 &,33 - Manufacturing	42,48,49 &,22 - Wholesale Trade, Transportation, Utilities, & Warehousing	44 & 45 - Retail Trade	51 - Information	52 & 53 - Financial Activities	54 & 55 - Professional & Business Services	61 - Educational Services	62 - Health Services	71 & 72 - Leisure & Hospitality	81 - Other Services	92 - Public Administration	99 - Unclassified
Total	M	11	0	0	0	0	0	0	0	0	0	4	4	0	0	2	0
	F	66	0	0	0	0	0	0	0	0	0	19	26	0	0	11	0
Albany	M	4	0	0	0	0	0	0	0	0	0	2	0	0	0	0	0
	F	6	0	0	0	0	0	0	0	0	0	4	0	0	0	0	0
Campbell	M	2	0	0	0	0	0	0	0	0	0	0	0	0	0	0	0
	F	4	0	0	0	0	0	0	0	0	0	0	0	0	0	0	0
Natrona	M	3	0	0	0	0	0	0	0	0	0	2	0	0	0	0	0
	F	15	0	0	0	0	0	0	0	0	0	4	0	0	0	0	0

Appendix Table 2.2: Total Number of Persons Working in Wyoming by Selected Variable, 2016

**Age Group = 55-64
Education = Masters**

County		Total	11 - Agriculture, Forestry, Fishing, & Hunting	21 - Mining	23 - Construction	31,32 &,33 - Manufacturing	42,48,49 &,22 - Wholesale Trade, Transportation, Utilities, & Warehousing	44 & 45 - Retail Trade	51 - Information	52 & 53 - Financial Activities	54 & 55 - Professional & Business Services	61 - Educational Services	62 - Health Services	71 & 72 - Leisure & Hospitality	81 - Other Services	92 - Public Administration	99 - Unclassified
Total	M	24	0	0	0	0	0	0	0	0	0	16	3	0	0	3	0
	F	81	0	0	0	0	0	0	0	0	0	54	15	0	0	7	0
Albany	M	5	0	0	0	0	0	0	0	0	0	4	0	0	0	0	0
	F	14	0	0	0	0	0	0	0	0	0	11	0	0	0	0	0
Fremont	M	5	0	0	0	0	0	0	0	0	0	4	0	0	0	0	0
	F	8	0	0	0	0	0	0	0	0	0	6	0	0	0	0	0
Laramie	M	2	0	0	0	0	0	0	0	0	0	0	2	0	0	0	0
	F	7	0	0	0	0	0	0	0	0	0	0	4	0	0	0	0
Natrona	M	4	0	0	0	0	0	0	0	0	0	2	0	0	0	0	0
	F	13	0	0	0	0	0	0	0	0	0	9	0	0	0	0	0
Sweetwater	M	3	0	0	0	0	0	0	0	0	0	2	0	0	0	0	0
	F	6	0	0	0	0	0	0	0	0	0	3	0	0	0	0	0

Appendix Table 2.2: Total Number of Persons Working in Wyoming by Selected Variable, 2016

**Age Group = 55-64
Education = PhD\Profesional**

County		Total	11 - Agriculture, Forestry, Fishing, & Hunting	21 - Mining	23 - Construction	31,32 &,33 - Manufacturing	42,48,49 &,22 - Wholesale Trade, Transportation, Utilities, & Warehousing	44 & 45 - Retail Trade	51 - Information	52 & 53 - Financial Activities	54 & 55 - Professional & Business Services	61 - Educational Services	62 - Health Services	71 & 72 - Leisure & Hospitality	81 - Other Services	92 - Public Administration	99 - Unclassified
Total	M	13	0	0	0	0	0	0	0	0	0	11	0	0	0	0	0
	F	14	0	0	0	0	0	0	0	0	0	13	0	0	0	0	0
Albany	M	3	0	0	0	0	0	0	0	0	0	3	0	0	0	0	0
	F	7	0	0	0	0	0	0	0	0	0	7	0	0	0	0	0
Fremont	M	2	0	0	0	0	0	0	0	0	0	2	0	0	0	0	0
	F	2	0	0	0	0	0	0	0	0	0	2	0	0	0	0	0
Laramie	M	2	0	0	0	0	0	0	0	0	0	0	0	0	0	0	0
	F	2	0	0	0	0	0	0	0	0	0	0	0	0	0	0	0

Appendix Table 2.2: Total Number of Persons Working in Wyoming by Selected Variable, 2016

**Age Group = 65+
Education = Some College**

County		Total	11 - Agriculture, Forestry, Fishing, & Hunting	21 - Mining	23 - Construction	31,32 &,33 - Manufacturing	42,48,49 &,22 - Wholesale Trade, Transportation, Utilities, & Warehousing	44 & 45 - Retail Trade	51 - Information	52 & 53 - Financial Activities	54 & 55 - Professional & Business Services	61 - Educational Services	62 - Health Services	71 & 72 - Leisure & Hospitality	81 - Other Services	92 - Public Administration	99 - Unclassified	
Total	M	419	6	47	26	0	69	29	4	12	42	65	22	13	10	54	0	
	F	459	4	4	5	0	7	30	5	17	35	212	77	19	11	32	0	
Albany	M	10	0	0	0	0	0	0	0	0	0	0	0	0	0	0	0	
	F	24	0	0	0	0	0	0	0	0	0	15	0	0	0	0	0	
Big Horn	M	3	0	0	0	0	0	0	0	0	0	0	0	0	0	0	0	
	F	16	0	0	0	0	0	0	0	0	0	0	0	0	0	0	0	
Campbell	M	71	0	15	0	0	20	0	0	0	7	0	0	0	0	0	8	
	F	20	0	2	0	0	2	0	0	0	4	0	0	0	0	0	3	
Carbon	M	13	0	0	0	0	0	0	0	0	0	0	0	0	0	0	0	
	F	6	0	0	0	0	0	0	0	0	0	0	0	0	0	0	0	
Converse	M	5	0	0	0	0	0	0	0	0	0	0	0	0	0	0	0	
	F	12	0	0	0	0	0	0	0	0	0	0	0	0	0	0	0	
Crook	M	7	0	0	0	0	0	0	0	0	0	0	0	0	0	0	0	
	F	8	0	0	0	0	0	0	0	0	0	0	0	0	0	0	0	
Fremont	M	39	0	0	0	0	0	2	0	0	0	6	9	0	0	6	0	
	F	45	0	0	0	0	0	6	0	0	0	25	6	0	0	5	0	
Goshen	M	9	0	0	0	0	0	0	0	0	0	4	0	0	0	0	0	
	F	16	0	0	0	0	0	0	0	0	0	10	0	0	0	0	0	
Johnson	M	6	0	0	0	0	0	0	0	0	0	0	0	0	0	0	0	
	F	5	0	0	0	0	0	0	0	0	0	0	0	0	0	0	0	
Laramie	M	30	0	0	0	0	0	6	0	0	5	3	4	0	0	6	0	
	F	47	0	0	0	0	0	5	0	0	12	6	7	0	0	5	0	
Lincoln	M	9	0	0	0	0	0	0	0	0	0	3	0	0	0	0	0	
	F	8	0	0	0	0	0	0	0	0	0	4	0	0	0	0	0	
Natrona	M	49	0	0	3	0	0	5	0	3	4	8	2	4	0	4	0	
	F	89	0	0	2	0	0	2	0	7	8	49	14	2	0	3	0	
Park	M	16	0	0	0	0	0	0	0	0	2	4	0	0	0	3	0	
	F	28	0	0	0	0	0	0	0	0	2	10	0	0	0	3	0	
Platte	M	5	0	0	0	0	0	0	0	0	0	2	0	0	0	0	0	
	F	6	0	0	0	0	0	0	0	0	0	4	0	0	0	0	0	
Sheridan	M	33	0	0	0	0	0	3	0	0	0	5	2	0	0	5	0	
	F	30	0	0	0	0	0	3	0	0	0	11	4	0	0	2	0	
Sublette	M	7	0	0	0	0	0	0	0	0	0	0	0	0	0	0	0	
	F	4	0	0	0	0	0	0	0	0	0	0	0	0	0	0	0	
Sweetwater	M	77	0	0	0	0	0	4	0	0	11	13	0	0	0	4	0	
	F	47	0	0	0	0	0	3	0	0	2	26	0	0	0	4	0	
Teton	M	7	0	0	0	0	0	0	0	0	0	0	0	0	0	0	0	
	F	11	0	0	0	0	0	0	0	0	0	0	0	0	0	0	0	
Uinta	M	9	0	0	0	0	0	0	0	0	0	4	0	0	0	0	0	
	F	10	0	0	0	0	0	0	0	0	0	3	0	0	0	0	0	
Washakie	M	5	0	0	0	0	0	0	0	0	0	2	0	0	0	0	0	
	F	8	0	0	0	0	0	0	0	0	0	6	0	0	0	0	0	
Weston	M	4	0	0	0	0	0	0	0	0	0	0	0	0	0	0	0	
	F	6	0	0	0	0	0	0	0	0	0	0	0	0	0	0	0	
WY	M	4	0	0	0	0	0	0	0	0	2	0	0	0	0	0	0	
	F	6	0	0	0	0	0	0	0	0	2	0	0	0	0	0	0	

Appendix Table 2.2: Total Number of Persons Working in Wyoming by Selected Variable, 2016

Age Group = 65+

Education = Postsecondary Certificate

County		Total	11 - Agriculture, Forestry, Fishing, & Hunting	21 - Mining	23 - Construction	31,32 &,33 - Manufacturing	42,48,49 &,22 - Wholesale Trade, Transportation, Utilities, & Warehousing	44 & 45 - Retail Trade	51 - Information	52 & 53 - Financial Activities	54 & 55 - Professional & Business Services	61 - Educational Services	62 - Health Services	71 & 72 - Leisure & Hospitality	81 - Other Services	92 - Public Administration	99 - Unclassified
		M	F														
Total	M	3	0	0	0	0	0	0	0	0	0	0	0	0	0	0	0
	F	7	0	0	0	0	0	0	0	0	0	0	0	0	0	0	0

Appendix Table 2.2: Total Number of Persons Working in Wyoming by Selected Variable, 2016

**Age Group = 65+
Education = Associates**

County		Total	11 - Agriculture, Forestry, Fishing, & Hunting	21 - Mining	23 - Construction	31,32 &,33 - Manufacturing	42,48,49 &,22 - Wholesale Trade, Transportation, Utilities, & Warehousing	44 & 45 - Retail Trade	51 - Information	52 & 53 - Financial Activities	54 & 55 - Professional & Business Services	61 - Educational Services	62 - Health Services	71 & 72 - Leisure & Hospitality	81 - Other Services	92 - Public Administration	99 - Unclassified
Total	M	2	0	0	0	0	0	0	0	0	0	0	0	0	0	0	0
	F	20	0	0	0	0	0	0	0	0	0	0	0	0	0	0	0

Appendix Table 2.2: Total Number of Persons Working in Wyoming by Selected Variable, 2016

**Age Group = 65+
Education = Bachelors**

County		Total	11 - Agriculture, Forestry, Fishing, & Hunting	21 - Mining	23 - Construction	31,32 &,33 - Manufacturing	42,48,49 &,22 - Wholesale Trade, Transportation, Utilities, & Warehousing	44 & 45 - Retail Trade	51 - Information	52 & 53 - Financial Activities	54 & 55 - Professional & Business Services	61 - Educational Services	62 - Health Services	71 & 72 - Leisure & Hospitality	81 - Other Services	92 - Public Administration	99 - Unclassified
Total	M	3	0	0	0	0	0	0	0	0	0	2	0	0	0	0	0
	F	8	0	0	0	0	0	0	0	0	0	2	0	0	0	0	0

Appendix Table 2.2: Total Number of Persons Working in Wyoming by Selected Variable, 2016

Women with Associate's vs Men with High School Diploma

County		Total	11 - Agriculture, Forestry, Fishing, & Hunting	21 - Mining	23 - Construction	31,32 &,33 - Manufacturing	42,48,49 &,22 - Wholesale Trade, Transportation, Utilities, & Warehousing	44 & 45 - Retail Trade	51 - Information	52 & 53 - Financial Activities	54 & 55 - Professional & Business Services	61 - Educational Services	62 - Health Services	71 & 72 - Leisure & Hospitality	81 - Other Services	92 - Public Administration	99 - Unclassified
Total	M	2,053	25	185	334	96	189	362	25	44	132	42	54	415	89	59	2
	F	4,081	14	60	38	36	101	279	55	226	214	609	1,731	338	60	317	3
Albany	M	112	0	0	20	0	0	22	0	3	5	10	3	21	13	4	0
	F	199	0	0	3	0	0	11	0	11	10	27	67	43	7	15	0
Big Horn	M	25	0	0	0	0	0	5	0	0	0	0	0	0	0	0	0
	F	69	0	0	0	0	0	4	0	0	0	0	0	0	0	0	0
Campbell	M	172	0	40	18	5	15	26	0	3	14	8	3	29	0	6	0
	F	332	0	13	4	5	8	17	0	22	16	57	139	14	0	33	0
Carbon	M	59	0	4	10	0	3	11	0	2	0	0	0	16	0	0	0
	F	63	0	3	2	0	2	3	0	2	0	0	0	6	0	0	0
Converse	M	64	0	18	0	0	0	3	0	0	0	2	2	8	0	3	0
	F	62	0	2	0	0	0	4	0	0	0	22	10	6	0	3	0
Crook	M	12	0	0	0	0	0	0	0	0	0	0	0	0	0	0	0
	F	24	0	0	0	0	0	0	0	0	0	0	0	0	0	0	0
Fremont	M	126	0	6	22	0	0	24	3	0	11	3	4	25	8	9	0
	F	270	0	2	3	0	0	16	7	0	9	52	108	14	7	36	0
Goshen	M	29	0	0	0	0	0	0	0	0	0	0	0	6	0	2	0
	F	69	0	0	0	0	0	0	0	0	0	0	0	5	0	9	0
Hot Springs	M	14	0	0	0	0	0	0	0	0	0	0	0	0	0	0	0
	F	27	0	0	0	0	0	0	0	0	0	0	0	0	0	0	0
Johnson	M	13	0	0	0	0	0	0	0	0	0	0	0	2	0	0	0
	F	36	0	0	0	0	0	0	0	0	0	0	0	6	0	0	0
Laramie	M	308	0	7	41	11	26	68	8	9	27	0	14	73	13	7	0
	F	712	0	2	4	5	14	62	7	52	48	0	366	42	15	69	0
Lincoln	M	67	0	0	0	0	0	15	0	0	0	0	0	6	0	0	0
	F	56	0	0	0	0	0	4	0	0	0	0	0	5	0	0	0
Natrona	M	399	0	31	60	17	45	71	5	14	35	5	5	86	19	6	0
	F	952	0	12	4	10	37	77	4	34	50	125	470	76	9	42	0
Niobrara	M	8	0	0	0	0	0	0	0	0	0	0	0	0	0	0	0
	F	9	0	0	0	0	0	0	0	0	0	0	0	0	0	0	0
Park	M	128	3	0	26	8	9	19	0	0	3	0	7	34	4	5	0
	F	265	3	0	2	5	6	13	0	0	22	0	116	25	4	10	0
Platte	M	35	0	0	0	0	5	5	0	0	0	0	0	10	0	0	0
	F	34	0	0	0	0	4	2	0	0	0	0	0	3	0	0	0
Sheridan	M	53	0	0	13	3	0	10	2	0	3	2	3	12	2	0	0
	F	232	0	0	2	3	0	17	6	0	20	34	69	38	9	0	0
Sublette	M	18	0	0	0	0	0	0	0	0	0	0	0	0	0	0	0
	F	27	0	0	0	0	0	0	0	0	0	0	0	0	0	0	0
Sweetwater	M	154	0	22	13	7	20	29	0	4	8	3	3	31	6	6	0
	F	346	0	21	3	3	11	25	0	17	10	81	115	29	4	21	0
Teton	M	74	0	0	15	0	0	0	0	3	4	0	0	23	0	0	0
	F	48	0	0	2	0	0	0	0	4	4	0	0	12	0	0	0
Uinta	M	99	0	0	15	4	22	21	0	3	4	2	5	11	0	0	0
	F	167	0	0	2	3	3	10	0	10	6	42	64	4	0	0	0
Washakie	M	36	0	0	0	0	0	4	0	0	2	0	0	0	0	0	0
	F	36	0	0	0	0	0	4	0	0	2	0	0	0	0	0	0
Weston	M	27	0	0	0	0	0	3	0	0	0	0	0	4	0	4	0
	F	30	0	0	0	0	0	2	0	0	0	0	0	2	0	8	0
WY	M	21	0	0	8	0	0	0	0	0	5	0	0	0	0	0	0
	F	16	0	0	2	0	0	0	0	0	6	0	0	0	0	0	0

Appendix Table 2.2: Total Number of Persons Working in Wyoming by Selected Variable, 2016

Women with Bachelor's Degree vs Men with Associate's Degree

County		Total	11 - Agriculture, Forestry, Fishing, & Hunting	21 - Mining	23 - Construction	31,32 &,33 - Manufacturing	42,48,49 &,22 - Wholesale Trade, Transportation, Utilities, & Warehousing	44 & 45 - Retail Trade	51 - Information	52 & 53 - Financial Activities	54 & 55 - Professional & Business Services	61 - Educational Services	62 - Health Services	71 & 72 - Leisure & Hospitality	81 - Other Services	92 - Public Administration	99 - Unclassified	
Total	M	2,128	15	256	186	164	252	189	37	61	131	125	249	158	38	266	0	
	F	2,947	2	33	29	28	37	94	34	163	182	985	842	125	46	345	0	
Albany	M	157	0	0	20	5	4	16	0	10	12	23	11	29	5	19	0	
	F	533	0	0	5	2	4	35	0	50	38	206	91	38	11	43	0	
Big Horn	M	32	0	0	4	0	0	4	0	0	0	4	3	0	0	2	0	
	F	33	0	0	2	0	0	2	0	0	0	16	3	0	0	7	0	
Campbell	M	222	0	76	0	0	32	11	3	5	11	11	8	8	0	17	0	
	F	199	0	6	0	0	3	2	2	6	10	68	67	4	0	29	0	
Carbon	M	35	0	0	0	0	0	2	0	0	0	0	2	0	0	6	0	
	F	69	0	0	0	0	0	2	0	0	0	0	13	0	0	16	0	
Converse	M	36	0	9	7	0	0	0	0	0	3	3	0	0	0	3	0	
	F	57	0	2	3	0	0	0	0	0	4	32	0	0	0	4	0	
Crook	M	10	0	0	0	0	0	0	0	0	0	0	0	0	0	0	0	
	F	9	0	0	0	0	0	0	0	0	0	0	0	0	0	0	0	
Fremont	M	105	0	2	0	0	5	10	0	3	9	15	15	16	3	16	0	
	F	145	0	3	0	0	2	4	0	4	11	68	28	5	4	12	0	
Goshen	M	40	0	0	0	0	0	0	0	0	0	2	3	2	0	15	0	
	F	47	0	0	0	0	0	0	0	0	0	18	13	2	0	7	0	
Hot Springs	M	10	0	0	0	0	0	0	0	0	0	0	3	0	0	0	0	
	F	22	0	0	0	0	0	0	0	0	0	0	5	0	0	0	0	
Johnson	M	18	0	0	0	0	0	0	0	0	0	0	0	8	0	2	0	
	F	20	0	0	0	0	0	0	0	0	0	0	0	3	0	3	0	
Laramie	M	292	0	0	25	9	25	35	13	12	27	5	66	15	6	50	0	
	F	519	0	0	5	6	3	13	7	41	49	43	209	18	14	111	0	
Lincoln	M	30	0	0	0	0	0	2	0	0	0	4	7	0	0	3	0	
	F	24	0	0	0	0	0	2	0	0	0	9	6	0	0	2	0	
Natrona	M	463	0	38	31	26	75	40	2	17	32	28	85	21	7	60	0	
	F	659	0	5	3	4	12	14	4	31	31	247	234	16	9	48	0	
Niobrara	M	3	0	0	0	0	0	0	0	0	0	0	0	0	0	0	0	
	F	11	0	0	0	0	0	0	0	0	0	0	0	0	0	0	0	
Park	M	108	0	0	18	3	0	15	0	4	5	4	9	21	0	8	0	
	F	88	0	0	3	4	0	3	0	4	3	26	35	3	0	5	0	
Platte	M	28	0	0	0	0	0	0	0	0	0	0	2	0	0	4	0	
	F	25	0	0	0	0	0	0	0	0	0	0	6	0	0	6	0	
Sheridan	M	115	0	0	0	0	0	18	0	0	7	2	5	14	2	12	0	
	F	109	0	0	0	0	0	7	0	0	6	41	30	6	2	14	0	
Sublette	M	16	0	0	0	0	0	2	0	0	0	0	0	0	0	0	0	
	F	17	0	0	0	0	0	2	0	0	0	0	0	0	0	0	0	
Sweetwater	M	270	0	85	0	53	38	21	4	2	7	14	6	9	0	19	0	
	F	165	0	9	0	6	5	2	3	7	2	79	35	2	0	13	0	
Teton	M	37	0	0	0	0	0	2	0	0	4	0	12	9	0	0	0	
	F	65	0	0	0	0	0	4	0	0	6	0	26	13	0	0	0	
Uinta	M	62	0	0	0	7	0	0	4	0	3	4	8	3	0	15	0	
	F	76	0	0	0	3	0	0	3	0	3	31	18	2	0	10	0	
Washakie	M	11	0	0	0	0	0	0	0	0	0	0	0	0	0	0	0	
	F	26	0	0	0	0	0	0	0	0	0	0	0	0	0	0	0	
Weston	M	9	0	0	0	0	0	0	0	0	0	0	0	0	0	4	0	
	F	17	0	0	0	0	0	0	0	0	0	0	0	0	0	6	0	
WY	M	19	0	0	0	0	2	0	0	0	2	0	0	0	0	0	0	
	F	12	0	0	0	0	4	0	0	0	8	0	0	0	0	0	0	

Appendix Table 2.2: Total Number of Persons Working in Wyoming by Selected Variable, 2016

Logistic Regression 5 year attach and <25% FTE

County		Total	11 - Agriculture, Forestry, Fishing, & Hunting	21 - Mining	23 - Construction	31,32 & 33 - Manufacturing	42,48,49 & 22 - Wholesale Trade, Transportation, Utilities, & Warehousing	44 & 45 - Retail Trade	51 - Information	52 & 53 - Financial Activities	54 & 55 - Professional & Business Services	61 - Educational Services	62 - Health Services	71 & 72 - Leisure & Hospitality	81 - Other Services	92 - Public Administration	99 - Unclassified
Total	M	10,606	178	1,291	1,822	633	1,181	988	118	303	1,098	397	439	1,185	346	612	15
	F	10,013	65	185	223	148	343	1,218	133	536	945	1,364	2,469	1,440	358	578	8
Albany	M	522	6	14	100	19	41	63	3	16	54	52	31	76	27	17	3
	F	499	2	2	11	4	6	57	2	43	34	86	119	89	22	20	2
Big Horn	M	150	0	11	39	11	9	13	2	2	19	11	8	6	4	12	0
	F	179	0	3	3	6	2	22	2	8	9	50	44	7	3	20	0
Campbell	M	1,064	3	371	184	23	123	66	13	27	107	14	21	38	30	43	0
	F	658	4	57	23	3	37	83	9	40	76	49	129	87	19	42	0
Carbon	M	293	9	14	36	4	15	33	3	9	14	11	6	44	13	82	0
	F	298	3	3	6	3	2	24	6	28	13	42	58	62	2	46	0
Converse	M	223	9	51	32	18	40	6	0	2	22	12	5	8	4	10	0
	F	185	8	5	5	4	8	26	0	10	7	43	25	30	7	5	0
Crook	M	75	0	0	16	7	6	5	0	0	3	6	0	9	0	5	0
	F	96	0	0	2	2	4	12	0	0	4	28	0	21	0	8	0
Fremont	M	716	8	102	107	16	62	61	9	20	55	43	90	69	23	50	0
	F	881	3	12	10	15	14	58	11	28	51	126	355	113	19	66	0
Goshen	M	134	11	0	0	13	32	13	0	3	3	20	7	3	7	11	0
	F	166	3	0	0	2	6	24	0	12	5	40	37	13	9	12	0
Hot Springs	M	69	0	8	0	4	0	5	0	0	3	6	11	4	0	4	0
	F	102	0	3	0	2	0	12	0	0	2	17	43	7	0	6	0
Johnson	M	137	0	0	28	0	10	11	0	4	16	8	2	25	8	6	0
	F	142	0	0	3	0	9	17	0	8	13	24	25	21	11	7	0
Laramie	M	1,418	14	41	232	80	134	180	36	59	264	26	68	146	50	87	0
	F	1,443	3	10	15	11	45	223	23	121	254	88	348	170	52	77	0
Lincoln	M	219	0	11	88	8	14	23	0	2	18	6	9	12	11	14	0
	F	256	0	2	12	4	5	37	0	4	19	70	46	32	8	8	0
Natrona	M	1,717	13	206	289	59	279	169	16	49	194	50	78	167	58	89	0
	F	1,684	2	28	37	20	71	204	5	65	172	200	492	235	88	65	0
Niobrara	M	21	0	0	0	0	0	3	0	0	0	3	0	3	0	2	0
	F	40	0	0	0	0	0	6	0	0	0	9	0	6	0	6	0
Park	M	504	19	29	104	22	37	68	6	10	47	22	19	67	25	29	0
	F	520	13	6	17	20	9	65	8	11	35	68	136	101	18	13	0
Platte	M	141	28	11	0	6	15	15	0	3	4	13	3	5	0	11	0
	F	138	5	2	0	4	4	22	0	8	8	24	22	20	0	13	0
Sheridan	M	556	19	31	115	25	45	66	7	14	56	24	32	61	34	27	0
	F	621	6	3	19	8	10	79	11	29	32	77	196	90	41	20	0
Sublette	M	139	0	22	47	0	22	12	0	2	9	2	2	5	4	9	0
	F	146	0	4	7	0	7	25	0	6	9	18	22	20	5	14	0
Sweetwater	M	1,087	0	266	90	281	122	70	4	26	61	27	12	59	16	53	0
	F	793	0	32	18	26	38	90	14	33	60	138	173	92	10	69	0
Teton	M	743	0	0	123	5	36	36	8	44	88	16	6	344	13	20	0
	F	510	0	0	11	4	10	57	11	44	76	33	46	176	27	14	0
Uinta	M	276	0	33	49	8	36	48	3	4	24	11	19	18	6	14	0
	F	341	0	5	12	5	4	41	5	18	26	88	68	26	3	39	0
Washakie	M	138	0	21	24	19	18	9	0	3	7	10	5	8	5	6	0
	F	138	0	5	2	3	9	14	0	7	6	26	43	9	5	3	0
Weston	M	102	14	0	13	0	24	11	0	0	0	4	3	7	2	11	0
	F	97	2	0	5	0	5	20	0	0	0	19	17	13	4	5	0
WY	M	162	0	0	59	0	45	0	0	0	27	0	2	0	0	0	0
	F	80	0	0	3	0	38	0	0	0	30	0	6	0	0	0	0

Appendix Table 2.2: Total Number of Persons Working in Wyoming by Selected Variable, 2016

Logistic Regression 5 year attach and <50% FTE

County		Total	11 - Agriculture, Forestry, Fishing, & Hunting	21 - Mining	23 - Construction	31,32 & 33 - Manufacturing	42,48,49 & 22 - Wholesale Trade, Transportation, Utilities, & Warehousing	44 & 45 - Retail Trade	51 - Information	52 & 53 - Financial Activities	54 & 55 - Professional & Business Services	61 - Educational Services	62 - Health Services	71 & 72 - Leisure & Hospitality	81 - Other Services	92 - Public Administration	99 - Unclassified
Total	M	12,620	195	1,362	1,960	687	1,354	1,228	144	358	1,243	889	556	1,525	403	700	16
	F	15,708	91	212	302	197	486	1,669	227	703	1,219	3,690	3,396	2,259	499	749	9
Albany	M	720	8	14	118	26	49	92	4	27	75	75	46	127	28	28	3
	F	768	3	2	14	6	11	74	8	60	50	122	176	168	36	35	3
Big Horn	M	198	4	14	42	15	13	17	2	2	21	35	8	7	4	14	0
	F	313	4	4	4	9	4	26	6	8	12	124	69	15	4	24	0
Campbell	M	1,156	3	381	197	23	133	75	14	29	110	17	23	52	39	59	0
	F	970	4	63	29	7	50	119	16	49	95	113	167	150	33	75	0
Carbon	M	338	9	16	37	5	18	45	3	9	19	19	9	46	15	88	0
	F	416	5	3	7	3	2	32	7	31	21	78	76	91	4	56	0
Converse	M	255	9	51	34	19	43	10	5	2	24	19	8	12	7	12	0
	F	300	9	8	6	4	11	35	4	19	8	87	42	51	8	7	0
Crook	M	92	0	0	19	7	8	7	0	0	5	9	0	10	2	5	0
	F	160	0	0	2	3	5	20	0	0	6	52	0	37	3	9	0
Fremont	M	825	9	104	112	18	74	69	11	23	62	79	96	91	23	53	0
	F	1,156	5	13	17	17	26	90	15	37	59	228	396	149	26	78	0
Goshen	M	175	11	0	11	15	36	17	2	5	3	36	9	10	7	13	0
	F	248	3	0	3	2	6	28	5	18	12	63	52	27	14	15	0
Hot Springs	M	92	0	15	0	4	0	5	0	0	3	17	12	8	0	4	0
	F	143	0	3	0	4	0	13	0	0	3	41	49	10	0	8	0
Johnson	M	170	0	9	31	2	13	14	0	5	18	12	8	34	8	6	0
	F	241	0	2	7	2	9	26	0	11	18	50	43	46	14	9	0
Laramie	M	1,641	16	44	247	88	155	221	36	70	299	37	83	186	61	96	2
	F	1,939	3	11	23	16	55	296	28	157	336	125	471	256	73	86	3
Lincoln	M	263	0	15	92	9	15	31	2	3	20	15	12	20	11	15	0
	F	410	0	2	14	6	10	54	18	5	27	131	68	53	10	12	0
Natrona	M	2,159	15	214	307	67	315	215	20	58	214	265	94	212	67	95	0
	F	3,266	3	30	51	25	92	282	13	90	201	1,255	686	352	109	77	0
Niobrara	M	26	0	0	0	0	0	5	0	0	0	5	0	4	0	2	0
	F	59	0	0	0	0	0	7	0	0	0	14	0	8	0	8	0
Park	M	593	21	32	109	23	45	78	7	13	51	33	29	91	27	34	0
	F	783	18	7	22	20	14	85	18	17	47	143	200	145	26	21	0
Platte	M	166	28	11	0	7	17	21	0	3	4	19	4	7	0	14	0
	F	221	7	2	0	6	5	34	0	11	10	58	33	33	0	15	0
Sheridan	M	671	21	31	134	32	51	83	11	18	61	37	37	86	42	27	0
	F	893	7	3	26	13	14	106	18	38	49	131	251	156	58	23	0
Sublette	M	153	0	23	50	0	22	15	2	2	11	2	2	7	4	9	0
	F	192	0	7	9	0	8	30	2	9	11	26	33	27	6	14	0
Sweetwater	M	1,272	0	285	97	286	138	81	6	29	73	88	24	79	22	64	0
	F	1,398	0	39	22	29	48	127	25	42	70	479	245	157	19	96	0
Teton	M	862	5	0	129	5	56	46	9	47	96	24	12	394	16	22	0
	F	731	2	0	15	10	27	80	15	48	93	53	80	251	37	19	0
Uinta	M	329	3	40	52	8	41	53	7	5	29	16	24	22	7	22	0
	F	576	4	5	15	9	5	61	11	23	38	181	133	38	5	48	0
Washakie	M	165	0	22	26	23	20	10	0	4	8	17	9	11	6	6	0
	F	229	0	5	3	4	10	18	0	13	8	67	61	20	6	7	0
Weston	M	121	14	0	14	2	24	16	0	0	2	12	4	8	2	12	0
	F	171	2	0	5	2	6	25	0	0	5	68	23	18	5	7	0
WY	M	178	0	0	61	0	52	0	0	2	33	0	2	0	0	0	0
	F	125	0	0	7	0	66	0	0	2	39	0	6	0	0	0	0

Appendix Table 2.2: Total Number of Persons Working in Wyoming by Selected Variable, 2016

Logistic Regression 5 year attach and <75% FTE

County		Total	11 - Agriculture, Forestry, Fishing, & Hunting	21 - Mining	23 - Construction	31,32 & 33 - Manufacturing	42,48,49 & 22 - Wholesale Trade, Transportation, Utilities, & Warehousing	44 & 45 - Retail Trade	51 - Information	52 & 53 - Financial Activities	54 & 55 - Professional & Business Services	61 - Educational Services	62 - Health Services	71 & 72 - Leisure & Hospitality	81 - Other Services	92 - Public Administration	99 - Unclassified
Total	M	17,537	241	1,651	2,590	833	1,755	1,792	209	487	1,582	1,761	857	2,317	543	901	18
	F	27,032	125	299	474	299	764	2,774	394	1,176	1,737	7,319	5,890	3,873	767	1,122	19
Albany	M	1,118	10	15	160	49	65	140	10	41	104	155	69	207	39	51	3
	F	1,306	6	2	21	10	16	125	16	99	78	317	260	255	47	50	4
Big Horn	M	300	5	23	54	19	17	24	2	3	26	76	13	10	9	19	0
	F	570	6	4	8	14	10	47	9	19	19	248	120	22	7	36	0
Campbell	M	1,449	4	432	234	33	160	126	21	33	122	45	25	92	50	71	0
	F	2,027	4	88	44	16	80	230	23	87	137	539	269	326	60	123	0
Carbon	M	467	12	47	44	5	30	58	6	10	24	45	14	59	15	98	0
	F	748	9	9	12	5	5	65	11	39	32	222	126	134	8	71	0
Converse	M	355	9	60	44	22	57	15	6	5	32	42	11	18	10	24	0
	F	583	9	13	12	7	16	61	12	30	11	226	72	78	10	23	0
Crook	M	125	0	0	28	8	11	12	0	0	5	15	0	11	3	6	0
	F	275	0	0	4	3	6	34	0	0	8	105	0	53	4	13	0
Fremont	M	1,089	11	109	147	25	87	103	15	26	74	152	120	123	32	64	0
	F	1,787	7	15	23	20	36	144	29	63	83	461	516	234	36	120	0
Goshen	M	226	14	0	16	18	43	21	2	7	5	44	15	14	8	19	0
	F	462	5	0	4	6	10	44	6	29	19	135	110	52	18	24	0
Hot Springs	M	126	0	22	0	7	0	6	0	2	4	29	14	9	0	6	0
	F	206	0	3	0	6	0	20	0	8	5	69	68	11	0	10	0
Johnson	M	254	0	11	44	2	15	19	0	6	22	44	11	47	11	8	0
	F	468	0	2	10	2	13	56	0	20	21	157	66	78	20	17	0
Laramie	M	2,292	22	50	361	106	212	331	50	101	370	57	126	307	77	119	3
	F	3,101	7	13	44	29	79	440	40	259	459	184	790	486	136	132	3
Lincoln	M	481	0	44	122	10	19	47	3	4	28	116	16	30	19	20	0
	F	835	0	8	21	6	17	100	26	12	37	343	148	83	11	23	0
Natrona	M	2,999	16	236	397	85	413	309	26	79	282	429	201	318	93	114	0
	F	5,302	4	38	70	40	147	466	22	157	285	1,720	1,416	659	153	122	0
Niobrara	M	43	0	0	0	0	4	7	0	0	2	11	0	7	0	4	0
	F	128	0	0	0	0	2	15	0	0	2	45	0	18	0	9	0
Park	M	846	26	36	139	29	69	99	11	22	71	77	42	144	34	47	0
	F	1,291	22	8	33	25	29	129	27	38	78	301	303	229	38	31	0
Platte	M	235	28	11	39	10	25	28	0	4	5	44	6	13	0	22	0
	F	436	8	3	3	12	9	55	0	15	11	151	71	62	0	26	0
Sheridan	M	955	29	36	186	47	69	126	15	24	86	58	46	143	54	36	0
	F	1,463	13	4	40	20	29	166	27	57	69	287	383	243	84	40	0
Sublette	M	197	3	36	60	5	25	17	3	2	14	4	3	9	6	10	0
	F	295	12	9	14	2	9	41	5	11	16	49	66	38	7	16	0
Sweetwater	M	1,623	0	345	124	301	169	131	9	36	93	130	43	128	32	82	0
	F	2,439	0	62	33	35	76	225	53	82	108	868	440	289	40	128	0
Teton	M	1,232	7	0	184	6	85	62	12	65	110	63	27	561	23	26	0
	F	1,208	4	0	25	12	46	115	24	60	126	152	189	371	54	29	0
Uinta	M	487	6	66	68	11	53	71	10	10	38	46	31	36	11	30	0
	F	1,126	4	7	24	11	12	125	30	48	50	398	265	81	11	60	0
Washakie	M	231	0	22	33	33	25	11	2	4	10	44	13	15	9	8	0
	F	463	0	6	9	10	14	28	8	22	19	189	106	36	8	7	0
Weston	M	175	15	11	18	2	28	24	0	0	2	34	6	15	2	17	0
	F	330	3	2	9	8	9	40	0	0	7	149	39	34	6	12	0
WY	M	232	0	0	75	0	59	5	0	2	53	0	3	0	4	0	7
	F	183	0	0	10	0	93	3	0	2	57	0	7	0	3	0	2

Appendix Table 2.2: Total Number of Persons Working in Wyoming by Selected Variable, 2016

Logistic Regression 5 year attach and <90% FTE

County		Total	11 - Agriculture, Forestry, Fishing, & Hunting	21 - Mining	23 - Construction	31,32 & 33 - Manufacturing	42,48,49 & 22 - Wholesale Trade, Transportation, Utilities, & Warehousing	44 & 45 - Retail Trade	51 - Information	52 & 53 - Financial Activities	54 & 55 - Professional & Business Services	61 - Educational Services	62 - Health Services	71 & 72 - Leisure & Hospitality	81 - Other Services	92 - Public Administration	99 - Unclassified
Total	M	24,041	293	2,054	3,688	1,156	2,480	2,478	319	714	2,031	2,555	1,227	3,021	730	1,276	19
	F	37,025	146	454	663	445	1,148	3,878	571	1,865	2,348	9,437	8,349	4,926	1,049	1,721	25
Albany	M	1,592	11	15	214	71	83	194	14	72	148	276	93	264	54	80	3
	F	1,848	6	2	28	11	20	175	21	124	118	539	373	290	62	75	4
Big Horn	M	425	8	35	64	34	22	36	2	7	38	110	18	10	11	30	0
	F	754	7	5	9	17	11	67	12	28	28	315	160	35	8	51	0
Campbell	M	1,954	4	512	320	43	252	177	34	42	155	92	37	121	69	94	2
	F	2,984	4	127	73	29	138	314	33	142	199	844	358	434	98	189	2
Carbon	M	583	16	61	61	8	42	68	9	12	28	58	17	77	20	106	0
	F	970	10	13	16	5	10	88	13	48	41	271	180	170	10	95	0
Converse	M	478	9	68	61	24	76	22	7	6	39	68	14	32	13	39	0
	F	802	9	23	19	15	34	91	17	46	16	295	89	93	13	39	0
Crook	M	178	0	21	36	10	13	19	0	6	5	22	0	18	4	14	0
	F	409	0	2	5	4	8	52	0	28	13	151	0	68	5	15	0
Fremont	M	1,481	14	122	216	38	117	142	21	35	92	235	145	163	47	93	0
	F	2,420	8	18	30	26	50	206	36	101	110	654	633	319	56	173	0
Goshen	M	336	17	0	25	38	51	27	5	9	7	57	29	23	9	39	0
	F	674	5	0	4	9	13	64	7	44	21	181	196	64	21	45	0
Hot Springs	M	171	0	25	0	8	0	10	0	2	4	47	20	11	0	12	0
	F	327	0	4	0	6	0	29	0	14	9	119	108	13	0	16	0
Johnson	M	334	0	14	66	2	18	25	0	9	24	58	12	61	15	15	0
	F	613	0	3	14	4	14	83	0	24	31	182	88	100	27	30	0
Laramie	M	3,322	27	61	583	167	338	450	85	150	453	93	191	417	112	192	3
	F	4,439	7	19	71	47	107	583	70	405	577	274	1,197	625	200	252	5
Lincoln	M	635	0	56	172	18	29	71	3	4	30	141	22	36	23	26	0
	F	1,071	0	13	33	9	26	149	30	20	48	391	206	93	16	37	0
Natrona	M	4,060	18	284	524	124	576	445	37	131	388	531	305	418	123	155	0
	F	6,983	7	62	98	55	219	656	40	262	385	1,883	2,062	849	204	196	0
Niobrara	M	61	0	0	0	0	5	8	0	0	2	21	2	8	0	5	0
	F	201	0	0	0	0	4	21	0	0	3	89	37	21	0	13	0
Park	M	1,159	40	47	185	65	82	125	15	29	90	123	57	190	45	66	0
	F	1,799	27	12	38	42	40	171	48	75	110	428	420	292	44	52	0
Platte	M	310	29	13	57	13	40	41	0	6	5	44	14	19	0	28	0
	F	599	8	3	6	17	18	69	0	24	14	176	124	85	0	44	0
Sheridan	M	1,327	34	50	280	72	102	170	19	30	108	104	66	178	66	48	0
	F	1,981	16	7	55	29	46	221	31	98	106	418	490	290	108	65	0
Sublette	M	246	4	40	75	7	32	27	5	3	15	5	5	10	7	11	0
	F	390	13	14	19	4	14	60	6	19	21	56	87	45	11	21	0
Sweetwater	M	2,109	0	486	161	330	246	171	17	46	112	167	61	173	38	101	0
	F	3,179	0	104	42	51	143	320	71	136	135	991	583	380	57	165	0
Teton	M	1,756	10	0	317	13	111	104	22	85	148	116	56	703	35	34	0
	F	1,783	7	0	36	18	64	166	35	97	178	279	325	469	69	39	0
Uinta	M	689	6	77	95	21	84	90	13	20	51	82	37	51	14	48	0
	F	1,510	5	12	34	16	20	189	47	67	71	494	353	106	13	83	0
Washakie	M	326	0	22	50	44	33	17	4	5	18	65	16	20	11	17	0
	F	640	0	6	10	19	24	37	12	35	29	235	172	41	9	10	0
Weston	M	212	16	13	22	6	34	29	0	0	5	36	6	17	4	23	0
	F	415	3	2	9	11	14	63	0	0	11	163	51	43	7	16	0
WY	M	297	0	27	89	0	75	10	0	4	66	4	3	0	7	0	7
	F	234	0	2	12	0	110	4	0	6	74	9	8	0	4	0	3

Appendix Table 2.2: Total Number of Persons Working in Wyoming by Selected Variable, 2016

Logistic Regression 5 year attach and >=100% FTE

County		Total	11 - Agriculture, Forestry, Fishing, & Hunting	21 - Mining	23 - Construction	31,32 &,33 - Manufacturing	42,48,49 &,22 - Wholesale Trade, Transportation, Utilities, & Warehousing	44 & 45 - Retail Trade	51 - Information	52 & 53 - Financial Activities	54 & 55 - Professional & Business Services	61 - Educational Services	62 - Health Services	71 & 72 - Leisure & Hospitality	81 - Other Services	92 - Public Administration	99 - Unclassified
Total	M	28,996	204	5,951	2,751	2,280	4,707	1,564	475	881	1,449	1,533	1,100	717	642	4,738	4
	F	14,084	47	516	272	320	647	962	206	1,392	721	1,668	3,517	551	200	3,062	3
Albany	M	1,656	10	0	78	99	84	77	16	57	108	778	40	33	21	254	0
	F	1,053	4	0	9	6	4	32	2	75	58	660	68	24	8	103	0
Big Horn	M	434	0	119	30	102	45	10	0	5	15	19	8	2	6	70	0
	F	165	0	6	2	4	10	21	0	7	7	26	33	3	2	43	0
Campbell	M	4,262	0	1,583	507	185	826	165	32	54	184	68	116	49	142	341	0
	F	2,062	0	202	59	25	148	115	15	95	117	173	814	35	28	235	0
Carbon	M	719	27	146	61	0	80	65	0	11	15	15	7	32	8	227	0
	F	280	5	8	8	0	9	44	0	23	4	20	25	18	2	112	0
Converse	M	847	0	390	62	21	153	12	2	12	24	39	8	7	0	92	0
	F	306	0	41	5	9	13	15	5	34	16	88	17	5	0	55	0
Crook	M	232	0	0	0	11	62	13	0	0	0	16	6	4	0	58	0
	F	110	0	0	0	4	17	8	0	0	0	26	21	3	0	23	0
Fremont	M	1,508	16	183	123	36	147	69	32	65	79	129	71	101	32	425	0
	F	946	5	14	14	8	28	40	13	53	24	184	158	93	29	283	0
Goshen	M	413	16	0	0	53	52	34	0	10	9	21	12	4	0	194	0
	F	157	2	0	0	16	7	12	0	20	3	8	11	3	0	71	0
Hot Springs	M	114	0	26	0	4	0	8	0	0	0	9	10	2	0	29	0
	F	106	0	3	0	2	0	5	0	0	0	13	38	2	0	31	0
Johnson	M	306	0	0	44	4	35	39	0	11	14	7	5	9	9	95	0
	F	112	0	0	3	2	2	11	0	21	9	10	9	9	2	31	0
Laramie	M	3,686	16	72	326	319	423	280	123	182	243	46	338	82	96	1,140	0
	F	3,248	3	6	34	33	76	151	58	387	174	58	1,045	82	38	1,103	0
Lincoln	M	560	5	138	80	21	65	41	0	11	22	20	43	5	6	102	0
	F	230	2	10	9	7	6	19	0	10	4	22	77	7	6	47	0
Natrona	M	4,416	0	576	482	342	1,067	296	81	222	296	110	181	91	150	514	0
	F	1,939	0	47	54	45	142	177	34	303	136	117	492	73	42	276	0
Niobrara	M	62	0	0	0	0	0	3	0	0	0	7	0	0	0	28	0
	F	43	0	0	0	0	0	4	0	0	0	5	0	0	0	18	0
Park	M	1,097	16	119	139	92	130	74	21	21	70	44	83	53	15	220	0
	F	678	4	7	7	66	16	26	7	53	21	55	263	44	3	106	0
Platte	M	538	11	45	0	6	311	12	0	6	7	15	5	8	0	84	0
	F	130	3	2	0	5	28	8	0	20	2	7	13	6	0	35	0
Sheridan	M	1,057	40	109	146	83	141	87	26	37	97	40	37	36	16	162	0
	F	460	11	11	14	13	14	59	5	74	26	17	74	20	8	114	0
Sublette	M	554	0	293	57	0	57	30	0	7	14	17	10	3	0	47	0
	F	164	0	25	7	0	4	10	0	14	7	26	46	4	0	18	0
Sweetwater	M	3,919	0	1,830	202	679	530	109	12	67	108	25	32	33	41	250	0
	F	747	0	125	12	53	64	93	6	72	35	32	111	36	7	101	0
Teton	M	598	3	0	80	0	62	60	18	56	55	14	51	146	16	31	0
	F	344	2	0	6	0	15	32	5	72	34	9	87	54	10	18	0
Uinta	M	991	0	96	147	50	192	47	69	30	38	70	23	10	27	191	0
	F	506	0	4	22	8	13	44	31	32	8	77	74	22	3	168	0
Washakie	M	401	0	0	0	71	73	14	17	13	8	9	9	5	9	101	0
	F	142	0	0	0	7	15	24	14	11	5	7	18	4	3	33	0
Weston	M	305	0	0	30	73	48	13	0	2	0	12	3	0	0	83	0
	F	102	0	0	3	5	2	11	0	6	0	21	10	0	0	38	0
WY	M	321	0	102	0	0	106	0	0	0	39	3	0	0	14	0	0
	F	54	0	2	0	0	13	0	0	0	25	7	0	0	2	0	0

Appendix Table 2.2: Total Number of Persons Working in Wyoming by Selected Variable, 2016

Total with Occupation

County		Total	11 - Agriculture, Forestry, Fishing, & Hunting	21 - Mining	23 - Construction	31,32 & 33 - Manufacturing	42,48,49 & 22 - Wholesale Trade, Transportation, Utilities, & Warehousing	44 & 45 - Retail Trade	51 - Information	52 & 53 - Financial Activities	54 & 55 - Professional & Business Services	61 - Educational Services	62 - Health Services	71 & 72 - Leisure & Hospitality	81 - Other Services	92 - Public Administration	99 - Unclassified
Total	M	32,835	242	1,262	1,738	790	1,749	1,574	297	622	1,344	6,693	3,309	1,183	554	11,462	16
	F	61,659	127	309	408	361	755	3,246	413	1,552	2,096	18,115	18,908	2,594	818	11,937	20
Albany	M	1,941	6	0	69	34	34	112	23	53	80	554	234	97	25	613	0
	F	3,410	6	0	19	14	8	185	19	76	76	1,152	1,179	160	47	466	0
Big Horn	M	674	9	0	28	29	38	21	0	0	15	208	36	14	0	220	0
	F	1,162	7	0	6	13	14	45	0	0	16	488	243	28	0	248	0
Campbell	M	2,050	0	350	181	39	200	82	10	44	139	522	188	45	51	193	0
	F	5,159	0	87	36	19	107	280	16	100	164	2,263	1,508	169	68	338	0
Carbon	M	1,243	15	25	40	48	37	65	9	9	24	224	60	39	10	637	0
	F	1,785	17	6	18	16	19	125	12	40	31	641	346	86	10	418	0
Converse	M	702	0	49	41	17	40	17	5	8	27	217	28	28	19	202	0
	F	1,296	0	16	10	16	23	67	9	43	32	574	247	68	11	172	0
Crook	M	335	0	0	0	0	23	5	0	0	6	109	16	12	0	94	0
	F	758	0	0	0	0	5	28	0	0	6	350	230	42	0	71	0
Fremont	M	2,669	26	41	104	22	91	120	16	38	53	808	253	105	55	937	0
	F	4,658	12	9	34	14	38	169	36	86	91	1,684	1,164	221	56	1,043	0
Goshen	M	986	14	0	0	43	33	37	0	10	12	202	79	10	6	513	0
	F	1,292	5	0	0	12	12	50	0	34	27	373	428	25	15	297	0
Hot Springs	M	320	0	17	0	8	0	11	0	0	0	108	33	11	0	111	0
	F	666	0	5	0	5	0	24	0	0	0	238	206	26	0	118	0
Johnson	M	488	0	15	0	9	14	24	0	6	18	111	25	21	14	187	0
	F	830	0	9	0	6	9	49	0	24	20	324	160	56	21	139	0
Laramie	M	7,323	25	36	239	119	239	320	103	142	316	338	779	162	98	4,405	0
	F	12,529	14	11	65	45	91	574	79	350	523	813	4,171	342	175	5,271	0
Lincoln	M	711	0	0	52	16	21	52	0	9	18	256	72	10	12	169	0
	F	1,451	0	0	19	12	7	113	0	16	38	692	363	56	10	104	0
Natrona	M	3,828	0	222	244	124	382	234	29	122	223	656	599	136	130	708	0
	F	8,417	0	54	54	45	122	489	26	232	322	2,082	3,551	393	158	886	0
Niobrara	M	223	0	0	0	0	8	13	0	0	0	54	16	0	0	116	0
	F	419	0	0	0	0	7	18	0	0	0	146	93	0	0	133	0
Park	M	1,313	26	35	106	44	75	79	20	16	40	358	195	81	18	219	0
	F	2,633	15	8	12	38	30	121	39	66	76	833	997	167	37	194	0
Platte	M	577	0	0	29	7	41	25	0	5	9	143	21	16	0	256	0
	F	984	0	0	6	11	19	72	0	30	18	374	194	67	0	178	0
Sheridan	M	1,601	27	36	124	61	72	98	15	28	60	416	169	62	32	401	0
	F	3,190	15	10	26	16	35	193	25	98	98	973	1,059	152	79	410	0
Sublette	M	468	6	67	38	0	18	20	0	5	20	135	19	18	6	112	0
	F	755	6	9	12	0	6	53	0	34	20	346	165	37	7	52	0
Sweetwater	M	1,762	0	190	104	73	169	88	10	53	89	398	138	59	25	364	0
	F	3,762	0	48	25	26	82	254	27	101	116	1,633	943	146	44	317	0
Teton	M	1,077	0	0	96	8	56	70	13	39	68	236	173	197	13	103	0
	F	1,824	0	0	17	8	28	109	10	58	116	461	683	195	29	105	0
Uinta	M	1,308	0	36	64	23	62	47	22	13	32	393	114	29	11	457	0
	F	2,853	0	12	24	13	17	140	32	56	62	1,073	592	84	18	729	0
Washakie	M	545	0	0	16	35	31	15	5	6	13	139	36	17	7	208	0
	F	869	0	0	5	22	17	30	5	26	29	327	242	41	9	113	0
Weston	M	474	6	21	19	0	20	14	0	0	0	105	21	9	0	237	0
	F	673	5	6	6	0	13	47	0	0	0	263	130	24	0	135	0
WY	M	217	0	0	43	0	35	5	0	0	76	0	5	0	0	0	7
	F	284	0	0	5	0	42	11	0	0	187	0	14	0	0	0	5

Appendix Table 2.2: Total Number of Persons Working in Wyoming by Selected Variable, 2016

Occupation: 111011 : Chief Executives

County		Total	11 - Agriculture, Forestry, Fishing, & Hunting	21 - Mining	23 - Construction	31,32 &,33 - Manufacturing	42,48,49 &,22 - Wholesale Trade, Transportation, Utilities, & Warehousing	44 & 45 - Retail Trade	51 - Information	52 & 53 - Financial Activities	54 & 55 - Professional & Business Services	61 - Educational Services	62 - Health Services	71 & 72 - Leisure & Hospitality	81 - Other Services	92 - Public Administration	99 - Unclassified
Total	M	106	0	0	0	0	0	0	0	0	0	58	0	0	0	38	0
	F	32	0	0	0	0	0	0	0	0	0	13	0	0	0	13	0
Fremont	M	12	0	0	0	0	0	0	0	0	0	12	0	0	0	0	0
	F	6	0	0	0	0	0	0	0	0	0	5	0	0	0	0	0
Laramie	M	36	0	0	0	0	0	0	0	0	0	0	0	0	0	32	0
	F	11	0	0	0	0	0	0	0	0	0	0	0	0	0	9	0

Appendix Table 2.2: Total Number of Persons Working in Wyoming by Selected Variable, 2016

Occupation: 111021 : General and Operations Managers

County		Total	11 - Agriculture, Forestry, Fishing, & Hunting	21 - Mining	23 - Construction	31,32 &,33 - Manufacturing	42,48,49 &,22 - Wholesale Trade, Transportation, Utilities, & Warehousing	44 & 45 - Retail Trade	51 - Information	52 & 53 - Financial Activities	54 & 55 - Professional & Business Services	61 - Educational Services	62 - Health Services	71 & 72 - Leisure & Hospitality	81 - Other Services	92 - Public Administration	99 - Unclassified
Total	M	263	0	0	0	0	0	6	0	17	18	36	22	8	0	85	0
	F	161	0	0	0	0	0	5	0	9	10	21	36	9	0	59	0
Campbell	M	15	0	0	0	0	0	0	0	0	0	0	0	0	0	0	0
	F	14	0	0	0	0	0	0	0	0	0	0	0	0	0	0	0
Converse	M	6	0	0	0	0	0	0	0	0	0	0	0	0	0	0	0
	F	5	0	0	0	0	0	0	0	0	0	0	0	0	0	0	0
Fremont	M	20	0	0	0	0	0	0	0	0	0	6	0	0	0	0	0
	F	11	0	0	0	0	0	0	0	0	0	5	0	0	0	0	0
Laramie	M	72	0	0	0	0	0	0	0	0	0	0	0	0	0	45	0
	F	58	0	0	0	0	0	0	0	0	0	0	0	0	0	41	0
Natrona	M	47	0	0	0	0	0	0	0	0	0	0	7	0	0	0	0
	F	14	0	0	0	0	0	0	0	0	0	0	6	0	0	0	0
Sweetwater	M	10	0	0	0	0	0	0	0	0	0	0	0	0	0	0	0
	F	14	0	0	0	0	0	0	0	0	0	0	0	0	0	0	0
Teton	M	8	0	0	0	0	0	0	0	0	0	0	0	0	0	0	0
	F	8	0	0	0	0	0	0	0	0	0	0	0	0	0	0	0
Uinta	M	9	0	0	0	0	0	0	0	0	0	0	0	0	0	0	0
	F	5	0	0	0	0	0	0	0	0	0	0	0	0	0	0	0

Appendix Table 2.2: Total Number of Persons Working in Wyoming by Selected Variable, 2016

Occupation: 112031 : Public Relations and Fundraising Managers

County		Total	11 - Agriculture, Forestry, Fishing, & Hunting	21 - Mining	23 - Construction	31,32 &,33 - Manufacturing	42,48,49 &,22 - Wholesale Trade, Transportation, Utilities, & Warehousing	44 & 45 - Retail Trade	51 - Information	52 & 53 - Financial Activities	54 & 55 - Professional & Business Services	61 - Educational Services	62 - Health Services	71 & 72 - Leisure & Hospitality	81 - Other Services	92 - Public Administration	99 - Unclassified
Total	M	5	0	0	0	0	0	0	0	0	0	0	0	0	0	0	0
	F	7	0	0	0	0	0	0	0	0	0	0	0	0	0	0	0

Appendix Table 2.2: Total Number of Persons Working in Wyoming by Selected Variable, 2016

Occupation: 113011 : Administrative Services Managers

County		Total	11 - Agriculture, Forestry, Fishing, & Hunting	21 - Mining	23 - Construction	31,32 &,33 - Manufacturing	42,48,49 &,22 - Wholesale Trade, Transportation, Utilities, & Warehousing	44 & 45 - Retail Trade	51 - Information	52 & 53 - Financial Activities	54 & 55 - Professional & Business Services	61 - Educational Services	62 - Health Services	71 & 72 - Leisure & Hospitality	81 - Other Services	92 - Public Administration	99 - Unclassified	
Total	M	77	0	0	0	0	0	0	0	0	0	0	0	0	0	0	71	0
	F	60	0	0	0	0	0	0	0	0	0	0	0	0	0	0	51	0
Laramie	M	52	0	0	0	0	0	0	0	0	0	0	0	0	0	0	51	0
	F	41	0	0	0	0	0	0	0	0	0	0	0	0	0	0	37	0

Appendix Table 2.2: Total Number of Persons Working in Wyoming by Selected Variable, 2016

Occupation: 113021 : Computer and Information Systems Managers

County		Total	11 - Agriculture, Forestry, Fishing, & Hunting	21 - Mining	23 - Construction	31,32 &,33 - Manufacturing	42,48,49 &,22 - Wholesale Trade, Transportation, Utilities, & Warehousing	44 & 45 - Retail Trade	51 - Information	52 & 53 - Financial Activities	54 & 55 - Professional & Business Services	61 - Educational Services	62 - Health Services	71 & 72 - Leisure & Hospitality	81 - Other Services	92 - Public Administration	99 - Unclassified	
Total	M	92	0	0	0	0	0	0	0	0	0	0	0	0	0	0	85	0
	F	26	0	0	0	0	0	0	0	0	0	0	0	0	0	0	24	0
Laramie	M	78	0	0	0	0	0	0	0	0	0	0	0	0	0	0	74	0
	F	22	0	0	0	0	0	0	0	0	0	0	0	0	0	0	21	0

Appendix Table 2.2: Total Number of Persons Working in Wyoming by Selected Variable, 2016

Occupation: 113031 : Financial Managers

County		Total	11 - Agriculture, Forestry, Fishing, & Hunting	21 - Mining	23 - Construction	31,32 &,33 - Manufacturing	42,48,49 &,22 - Wholesale Trade, Transportation, Utilities, & Warehousing	44 & 45 - Retail Trade	51 - Information	52 & 53 - Financial Activities	54 & 55 - Professional & Business Services	61 - Educational Services	62 - Health Services	71 & 72 - Leisure & Hospitality	81 - Other Services	92 - Public Administration	99 - Unclassified	
Total	M	84	0	0	0	0	0	0	0	9	0	27	0	0	0	0	42	0
	F	98	0	0	0	0	0	0	0	10	0	37	0	0	0	0	34	0
Fremont	M	7	0	0	0	0	0	0	0	0	0	0	0	0	0	0	0	0
	F	7	0	0	0	0	0	0	0	0	0	0	0	0	0	0	0	0
Laramie	M	42	0	0	0	0	0	0	0	0	0	0	0	0	0	0	37	0
	F	39	0	0	0	0	0	0	0	0	0	0	0	0	0	0	31	0
Natrona	M	5	0	0	0	0	0	0	0	0	0	0	0	0	0	0	0	0
	F	9	0	0	0	0	0	0	0	0	0	0	0	0	0	0	0	0

Appendix Table 2.2: Total Number of Persons Working in Wyoming by Selected Variable, 2016

Occupation: 113121 : Human Resources Managers

County		Total	11 - Agriculture, Forestry, Fishing, & Hunting	21 - Mining	23 - Construction	31,32 &,33 - Manufacturing	42,48,49 &,22 - Wholesale Trade, Transportation, Utilities, & Warehousing	44 & 45 - Retail Trade	51 - Information	52 & 53 - Financial Activities	54 & 55 - Professional & Business Services	61 - Educational Services	62 - Health Services	71 & 72 - Leisure & Hospitality	81 - Other Services	92 - Public Administration	99 - Unclassified	
Total	M	31	0	0	0	0	0	0	0	0	0	6	0	0	0	0	22	0
	F	61	0	0	0	0	0	0	0	0	0	11	0	0	0	0	45	0
Laramie	M	18	0	0	0	0	0	0	0	0	0	0	0	0	0	0	18	0
	F	40	0	0	0	0	0	0	0	0	0	0	0	0	0	0	35	0

Appendix Table 2.2: Total Number of Persons Working in Wyoming by Selected Variable, 2016

Occupation: 119013 : Farmers, Ranchers, and Other Agricultural Managers

County		Total	11 - Agriculture, Forestry, Fishing, & Hunting	21 - Mining	23 - Construction	31,32 &,33 - Manufacturing	42,48,49 &,22 - Wholesale Trade, Transportation, Utilities, & Warehousing	44 & 45 - Retail Trade	51 - Information	52 & 53 - Financial Activities	54 & 55 - Professional & Business Services	61 - Educational Services	62 - Health Services	71 & 72 - Leisure & Hospitality	81 - Other Services	92 - Public Administration	99 - Unclassified
Total	M	11	0	0	0	0	0	0	0	0	0	0	0	0	0	0	0
	F	7	0	0	0	0	0	0	0	0	0	0	0	0	0	0	0

Appendix Table 2.2: Total Number of Persons Working in Wyoming by Selected Variable, 2016

Occupation: 119032 : Education Administrators, Elementary and Secondary School

County		Total	11 - Agriculture, Forestry, Fishing, & Hunting	21 - Mining	23 - Construction	31,32 &,33 - Manufacturing	42,48,49 &,22 - Wholesale Trade, Transportation, Utilities, & Warehousing	44 & 45 - Retail Trade	51 - Information	52 & 53 - Financial Activities	54 & 55 - Professional & Business Services	61 - Educational Services	62 - Health Services	71 & 72 - Leisure & Hospitality	81 - Other Services	92 - Public Administration	99 - Unclassified
Total	M	385	0	0	0	0	0	0	0	0	0	374	0	0	0	0	0
	F	182	0	0	0	0	0	0	0	0	0	176	0	0	0	0	0
Albany	M	14	0	0	0	0	0	0	0	0	0	13	0	0	0	0	0
	F	13	0	0	0	0	0	0	0	0	0	13	0	0	0	0	0
Campbell	M	39	0	0	0	0	0	0	0	0	0	38	0	0	0	0	0
	F	12	0	0	0	0	0	0	0	0	0	12	0	0	0	0	0
Carbon	M	15	0	0	0	0	0	0	0	0	0	0	0	0	0	0	0
	F	5	0	0	0	0	0	0	0	0	0	0	0	0	0	0	0
Converse	M	13	0	0	0	0	0	0	0	0	0	13	0	0	0	0	0
	F	6	0	0	0	0	0	0	0	0	0	6	0	0	0	0	0
Crook	M	7	0	0	0	0	0	0	0	0	0	7	0	0	0	0	0
	F	5	0	0	0	0	0	0	0	0	0	5	0	0	0	0	0
Fremont	M	35	0	0	0	0	0	0	0	0	0	34	0	0	0	0	0
	F	22	0	0	0	0	0	0	0	0	0	21	0	0	0	0	0
Laramie	M	14	0	0	0	0	0	0	0	0	0	12	0	0	0	0	0
	F	7	0	0	0	0	0	0	0	0	0	6	0	0	0	0	0
Natrona	M	42	0	0	0	0	0	0	0	0	0	40	0	0	0	0	0
	F	30	0	0	0	0	0	0	0	0	0	30	0	0	0	0	0
Park	M	23	0	0	0	0	0	0	0	0	0	23	0	0	0	0	0
	F	7	0	0	0	0	0	0	0	0	0	6	0	0	0	0	0
Platte	M	7	0	0	0	0	0	0	0	0	0	7	0	0	0	0	0
	F	8	0	0	0	0	0	0	0	0	0	8	0	0	0	0	0
Sheridan	M	25	0	0	0	0	0	0	0	0	0	24	0	0	0	0	0
	F	10	0	0	0	0	0	0	0	0	0	10	0	0	0	0	0
Sweetwater	M	25	0	0	0	0	0	0	0	0	0	23	0	0	0	0	0
	F	19	0	0	0	0	0	0	0	0	0	17	0	0	0	0	0
Teton	M	9	0	0	0	0	0	0	0	0	0	9	0	0	0	0	0
	F	8	0	0	0	0	0	0	0	0	0	8	0	0	0	0	0
Uinta	M	22	0	0	0	0	0	0	0	0	0	22	0	0	0	0	0
	F	8	0	0	0	0	0	0	0	0	0	8	0	0	0	0	0

Appendix Table 2.2: Total Number of Persons Working in Wyoming by Selected Variable, 2016

Occupation: 119039 : Education Administrators, All Other

County		Total	11 - Agriculture, Forestry, Fishing, & Hunting	21 - Mining	23 - Construction	31,32 &,33 - Manufacturing	42,48,49 &,22 - Wholesale Trade, Transportation, Utilities, & Warehousing	44 & 45 - Retail Trade	51 - Information	52 & 53 - Financial Activities	54 & 55 - Professional & Business Services	61 - Educational Services	62 - Health Services	71 & 72 - Leisure & Hospitality	81 - Other Services	92 - Public Administration	99 - Unclassified	
Total	M	60	0	0	0	0	0	0	0	0	0	30	0	0	0	0	27	0
	F	80	0	0	0	0	0	0	0	0	0	33	0	0	0	0	43	0
Fremont	M	8	0	0	0	0	0	0	0	0	0	5	0	0	0	0	0	0
	F	13	0	0	0	0	0	0	0	0	0	5	0	0	0	0	0	0
Laramie	M	14	0	0	0	0	0	0	0	0	0	0	0	0	0	0	11	0
	F	26	0	0	0	0	0	0	0	0	0	0	0	0	0	0	22	0

Appendix Table 2.2: Total Number of Persons Working in Wyoming by Selected Variable, 2016

Occupation: 119041 : Architectural and Engineering Managers

County		Total	11 - Agriculture, Forestry, Fishing, & Hunting	21 - Mining	23 - Construction	31,32 &,33 - Manufacturing	42,48,49 &,22 - Wholesale Trade, Transportation, Utilities, & Warehousing	44 & 45 - Retail Trade	51 - Information	52 & 53 - Financial Activities	54 & 55 - Professional & Business Services	61 - Educational Services	62 - Health Services	71 & 72 - Leisure & Hospitality	81 - Other Services	92 - Public Administration	99 - Unclassified	
Total	M	100	0	0	0	0	0	0	0	0	0	0	0	0	0	0	89	0
	F	19	0	0	0	0	0	0	0	0	0	0	0	0	0	0	19	0
Laramie	M	57	0	0	0	0	0	0	0	0	0	0	0	0	0	0	53	0
	F	15	0	0	0	0	0	0	0	0	0	0	0	0	0	0	15	0

Appendix Table 2.2: Total Number of Persons Working in Wyoming by Selected Variable, 2016

Occupation: 119051 : Food Service Managers

County		Total	11 - Agriculture, Forestry, Fishing, & Hunting	21 - Mining	23 - Construction	31,32 &,33 - Manufacturing	42,48,49 &,22 - Wholesale Trade, Transportation, Utilities, & Warehousing	44 & 45 - Retail Trade	51 - Information	52 & 53 - Financial Activities	54 & 55 - Professional & Business Services	61 - Educational Services	62 - Health Services	71 & 72 - Leisure & Hospitality	81 - Other Services	92 - Public Administration	99 - Unclassified
Total	M	10	0	0	0	0	0	0	0	0	0	0	0	0	0	0	0
	F	52	0	0	0	0	0	0	0	0	0	0	0	0	0	0	0

Appendix Table 2.2: Total Number of Persons Working in Wyoming by Selected Variable, 2016

Occupation: 119111 : Medical and Health Services Managers

County		Total	11 - Agriculture, Forestry, Fishing, & Hunting	21 - Mining	23 - Construction	31,32 &,33 - Manufacturing	42,48,49 &,22 - Wholesale Trade, Transportation, Utilities, & Warehousing	44 & 45 - Retail Trade	51 - Information	52 & 53 - Financial Activities	54 & 55 - Professional & Business Services	61 - Educational Services	62 - Health Services	71 & 72 - Leisure & Hospitality	81 - Other Services	92 - Public Administration	99 - Unclassified	
Total	M	24	0	0	0	0	0	0	0	0	0	0	0	0	0	0	21	0
	F	124	0	0	0	0	0	0	0	0	0	0	0	0	0	0	103	0
Laramie	M	14	0	0	0	0	0	0	0	0	0	0	0	0	0	0	13	0
	F	92	0	0	0	0	0	0	0	0	0	0	0	0	0	0	83	0

Appendix Table 2.2: Total Number of Persons Working in Wyoming by Selected Variable, 2016

Occupation: 119121 : Natural Sciences Managers

County		Total	11 - Agriculture, Forestry, Fishing, & Hunting	21 - Mining	23 - Construction	31,32 &,33 - Manufacturing	42,48,49 &,22 - Wholesale Trade, Transportation, Utilities, & Warehousing	44 & 45 - Retail Trade	51 - Information	52 & 53 - Financial Activities	54 & 55 - Professional & Business Services	61 - Educational Services	62 - Health Services	71 & 72 - Leisure & Hospitality	81 - Other Services	92 - Public Administration	99 - Unclassified	
Total	M	175	0	0	0	0	0	0	0	0	0	0	0	0	0	0	161	0
	F	37	0	0	0	0	0	0	0	0	0	0	0	0	0	0	35	0
Fremont	M	16	0	0	0	0	0	0	0	0	0	0	0	0	0	0	16	0
	F	6	0	0	0	0	0	0	0	0	0	0	0	0	0	0	5	0
Laramie	M	101	0	0	0	0	0	0	0	0	0	0	0	0	0	0	92	0
	F	24	0	0	0	0	0	0	0	0	0	0	0	0	0	0	23	0

Appendix Table 2.2: Total Number of Persons Working in Wyoming by Selected Variable, 2016

Occupation: 119141 : Property, Real Estate, and Community Association Managers

County		Total	11 - Agriculture, Forestry, Fishing, & Hunting	21 - Mining	23 - Construction	31,32 &,33 - Manufacturing	42,48,49 &,22 - Wholesale Trade, Transportation, Utilities, & Warehousing	44 & 45 - Retail Trade	51 - Information	52 & 53 - Financial Activities	54 & 55 - Professional & Business Services	61 - Educational Services	62 - Health Services	71 & 72 - Leisure & Hospitality	81 - Other Services	92 - Public Administration	99 - Unclassified
Total	M	21	0	0	0	0	0	0	0	0	0	0	0	0	0	0	0
	F	17	0	0	0	0	0	0	0	0	0	0	0	0	0	0	0

Appendix Table 2.2: Total Number of Persons Working in Wyoming by Selected Variable, 2016

Occupation: 119151 : Social and Community Service Managers

County		Total	11 - Agriculture, Forestry, Fishing, & Hunting	21 - Mining	23 - Construction	31,32 &,33 - Manufacturing	42,48,49 &,22 - Wholesale Trade, Transportation, Utilities, & Warehousing	44 & 45 - Retail Trade	51 - Information	52 & 53 - Financial Activities	54 & 55 - Professional & Business Services	61 - Educational Services	62 - Health Services	71 & 72 - Leisure & Hospitality	81 - Other Services	92 - Public Administration	99 - Unclassified	
Total	M	56	0	0	0	0	0	0	0	0	0	0	0	0	0	0	48	0
	F	66	0	0	0	0	0	0	0	0	0	0	0	0	0	0	63	0
Laramie	M	19	0	0	0	0	0	0	0	0	0	0	0	0	0	0	18	0
	F	18	0	0	0	0	0	0	0	0	0	0	0	0	0	0	17	0
Natrona	M	7	0	0	0	0	0	0	0	0	0	0	0	0	0	0	5	0
	F	7	0	0	0	0	0	0	0	0	0	0	0	0	0	0	6	0

Appendix Table 2.2: Total Number of Persons Working in Wyoming by Selected Variable, 2016

Occupation: 119199 : Managers, All Other

County		Total	11 - Agriculture, Forestry, Fishing, & Hunting	21 - Mining	23 - Construction	31,32 &,33 - Manufacturing	42,48,49 &,22 - Wholesale Trade, Transportation, Utilities, & Warehousing	44 & 45 - Retail Trade	51 - Information	52 & 53 - Financial Activities	54 & 55 - Professional & Business Services	61 - Educational Services	62 - Health Services	71 & 72 - Leisure & Hospitality	81 - Other Services	92 - Public Administration	99 - Unclassified	
Total	M	375	0	0	0	0	0	0	0	0	16	5	0	0	0	0	328	0
	F	207	0	0	0	0	0	0	0	0	9	9	0	0	0	0	174	0
Albany	M	18	0	0	0	0	0	0	0	0	0	0	0	0	0	0	14	0
	F	12	0	0	0	0	0	0	0	0	0	0	0	0	0	0	9	0
Laramie	M	260	0	0	0	0	0	0	0	0	12	0	0	0	0	0	235	0
	F	149	0	0	0	0	0	0	0	0	7	0	0	0	0	0	133	0
Natrona	M	16	0	0	0	0	0	0	0	0	0	0	0	0	0	0	0	0
	F	5	0	0	0	0	0	0	0	0	0	0	0	0	0	0	0	0

Appendix Table 2.2: Total Number of Persons Working in Wyoming by Selected Variable, 2016

Occupation: 131023 : Purchasing Agents, Except Wholesale, Retail, and Farm Products

County		Total	11 - Agriculture, Forestry, Fishing, & Hunting	21 - Mining	23 - Construction	31,32 &,33 - Manufacturing	42,48,49 &,22 - Wholesale Trade, Transportation, Utilities, & Warehousing	44 & 45 - Retail Trade	51 - Information	52 & 53 - Financial Activities	54 & 55 - Professional & Business Services	61 - Educational Services	62 - Health Services	71 & 72 - Leisure & Hospitality	81 - Other Services	92 - Public Administration	99 - Unclassified	
Total	M	26	0	0	0	0	0	0	0	0	0	0	0	0	0	0	20	0
	F	60	0	0	0	0	0	0	0	0	0	0	0	0	0	0	56	0
Laramie	M	17	0	0	0	0	0	0	0	0	0	0	0	0	0	0	15	0
	F	39	0	0	0	0	0	0	0	0	0	0	0	0	0	0	38	0

Appendix Table 2.2: Total Number of Persons Working in Wyoming by Selected Variable, 2016

Occupation: 131031 : Claims Adjusters, Examiners, and Investigators

County		Total	11 - Agriculture, Forestry, Fishing, & Hunting	21 - Mining	23 - Construction	31,32 &,33 - Manufacturing	42,48,49 &,22 - Wholesale Trade, Transportation, Utilities, & Warehousing	44 & 45 - Retail Trade	51 - Information	52 & 53 - Financial Activities	54 & 55 - Professional & Business Services	61 - Educational Services	62 - Health Services	71 & 72 - Leisure & Hospitality	81 - Other Services	92 - Public Administration	99 - Unclassified
Total	M	5	0	0	0	0	0	0	0	0	0	0	0	0	0	0	0
	F	9	0	0	0	0	0	0	0	0	0	0	0	0	0	0	0

Appendix Table 2.2: Total Number of Persons Working in Wyoming by Selected Variable, 2016

Occupation: 131041 : Compliance Officers, Except Agriculture, Construction, Health and Safety, and Transportation

County		Total	11 - Agriculture, Forestry, Fishing, & Hunting	21 - Mining	23 - Construction	31,32 &,33 - Manufacturing	42,48,49 &,22 - Wholesale Trade, Transportation, Utilities, & Warehousing	44 & 45 - Retail Trade	51 - Information	52 & 53 - Financial Activities	54 & 55 - Professional & Business Services	61 - Educational Services	62 - Health Services	71 & 72 - Leisure & Hospitality	81 - Other Services	92 - Public Administration	99 - Unclassified	
Total	M	75	0	0	0	0	0	0	0	0	0	0	0	0	0	0	61	0
	F	165	0	0	0	0	0	0	0	0	0	0	0	0	0	0	151	0
Laramie	M	46	0	0	0	0	0	0	0	0	0	0	0	0	0	0	40	0
	F	95	0	0	0	0	0	0	0	0	0	0	0	0	0	0	90	0
Natrona	M	9	0	0	0	0	0	0	0	0	0	0	0	0	0	0	5	0
	F	18	0	0	0	0	0	0	0	0	0	0	0	0	0	0	18	0

Appendix Table 2.2: Total Number of Persons Working in Wyoming by Selected Variable, 2016

Occupation: 131071 : Human Resources Specialists

County		Total	11 - Agriculture, Forestry, Fishing, & Hunting	21 - Mining	23 - Construction	31,32 &,33 - Manufacturing	42,48,49 &,22 - Wholesale Trade, Transportation, Utilities, & Warehousing	44 & 45 - Retail Trade	51 - Information	52 & 53 - Financial Activities	54 & 55 - Professional & Business Services	61 - Educational Services	62 - Health Services	71 & 72 - Leisure & Hospitality	81 - Other Services	92 - Public Administration	99 - Unclassified
Total	M	187	0	0	0	0	0	0	0	0	0	10	7	0	0	148	0
	F	462	0	0	0	0	0	5	0	0	0	53	18	0	0	340	0
Albany	M	8	0	0	0	0	0	0	0	0	0	0	0	0	0	8	0
	F	18	0	0	0	0	0	0	0	0	0	0	0	0	0	15	0
Carbon	M	15	0	0	0	0	0	0	0	0	0	0	0	0	0	11	0
	F	26	0	0	0	0	0	0	0	0	0	0	0	0	0	19	0
Converse	M	10	0	0	0	0	0	0	0	0	0	0	0	0	0	10	0
	F	11	0	0	0	0	0	0	0	0	0	0	0	0	0	7	0
Fremont	M	26	0	0	0	0	0	0	0	0	0	0	0	0	0	24	0
	F	33	0	0	0	0	0	0	0	0	0	0	0	0	0	27	0
Goshen	M	6	0	0	0	0	0	0	0	0	0	0	0	0	0	5	0
	F	12	0	0	0	0	0	0	0	0	0	0	0	0	0	10	0
Laramie	M	36	0	0	0	0	0	0	0	0	0	0	0	0	0	30	0
	F	126	0	0	0	0	0	0	0	0	0	0	0	0	0	102	0
Natrona	M	33	0	0	0	0	0	0	0	0	0	5	0	0	0	21	0
	F	64	0	0	0	0	0	0	0	0	0	26	0	0	0	28	0
Park	M	7	0	0	0	0	0	0	0	0	0	0	0	0	0	0	0
	F	19	0	0	0	0	0	0	0	0	0	0	0	0	0	0	0
Sheridan	M	8	0	0	0	0	0	0	0	0	0	0	0	0	0	5	0
	F	27	0	0	0	0	0	0	0	0	0	0	0	0	0	24	0
Sweetwater	M	7	0	0	0	0	0	0	0	0	0	0	0	0	0	5	0
	F	22	0	0	0	0	0	0	0	0	0	0	0	0	0	16	0
Uinta	M	11	0	0	0	0	0	0	0	0	0	0	0	0	0	9	0
	F	17	0	0	0	0	0	0	0	0	0	0	0	0	0	15	0
Washakie	M	5	0	0	0	0	0	0	0	0	0	0	0	0	0	5	0
	F	7	0	0	0	0	0	0	0	0	0	0	0	0	0	7	0
Weston	M	5	0	0	0	0	0	0	0	0	0	0	0	0	0	5	0
	F	12	0	0	0	0	0	0	0	0	0	0	0	0	0	9	0

Appendix Table 2.2: Total Number of Persons Working in Wyoming by Selected Variable, 2016

Occupation: 131111 : Management Analysts

County		Total	11 - Agriculture, Forestry, Fishing, & Hunting	21 - Mining	23 - Construction	31,32 &,33 - Manufacturing	42,48,49 &,22 - Wholesale Trade, Transportation, Utilities, & Warehousing	44 & 45 - Retail Trade	51 - Information	52 & 53 - Financial Activities	54 & 55 - Professional & Business Services	61 - Educational Services	62 - Health Services	71 & 72 - Leisure & Hospitality	81 - Other Services	92 - Public Administration	99 - Unclassified	
Total	M	114	0	0	0	0	0	0	0	0	0	0	0	0	0	0	105	0
	F	162	0	0	0	0	0	0	0	0	0	0	0	0	0	0	150	0
Laramie	M	86	0	0	0	0	0	0	0	0	0	0	0	0	0	0	84	0
	F	136	0	0	0	0	0	0	0	0	0	0	0	0	0	0	128	0

Appendix Table 2.2: Total Number of Persons Working in Wyoming by Selected Variable, 2016

Occupation: 131141 : Compensation, Benefits, and Job Analysis Specialists

County		Total	11 - Agriculture, Forestry, Fishing, & Hunting	21 - Mining	23 - Construction	31,32 &,33 - Manufacturing	42,48,49 &,22 - Wholesale Trade, Transportation, Utilities, & Warehousing	44 & 45 - Retail Trade	51 - Information	52 & 53 - Financial Activities	54 & 55 - Professional & Business Services	61 - Educational Services	62 - Health Services	71 & 72 - Leisure & Hospitality	81 - Other Services	92 - Public Administration	99 - Unclassified	
Total	M	8	0	0	0	0	0	0	0	0	0	0	0	0	0	0	8	0
	F	28	0	0	0	0	0	0	0	0	0	0	0	0	0	0	27	0
Laramie	M	8	0	0	0	0	0	0	0	0	0	0	0	0	0	0	8	0
	F	26	0	0	0	0	0	0	0	0	0	0	0	0	0	0	25	0

Appendix Table 2.2: Total Number of Persons Working in Wyoming by Selected Variable, 2016

Occupation: 131151 : Training and Development Specialists

County		Total	11 - Agriculture, Forestry, Fishing, & Hunting	21 - Mining	23 - Construction	31,32 &,33 - Manufacturing	42,48,49 &,22 - Wholesale Trade, Transportation, Utilities, & Warehousing	44 & 45 - Retail Trade	51 - Information	52 & 53 - Financial Activities	54 & 55 - Professional & Business Services	61 - Educational Services	62 - Health Services	71 & 72 - Leisure & Hospitality	81 - Other Services	92 - Public Administration	99 - Unclassified	
Total	M	163	0	0	0	0	0	0	0	0	0	74	0	0	0	0	76	0
	F	372	0	0	0	0	0	0	0	0	0	289	0	0	0	0	66	0
Carbon	M	14	0	0	0	0	0	0	0	0	0	0	0	0	0	0	10	0
	F	16	0	0	0	0	0	0	0	0	0	0	0	0	0	0	6	0
Converse	M	6	0	0	0	0	0	0	0	0	0	0	0	0	0	0	0	0
	F	10	0	0	0	0	0	0	0	0	0	0	0	0	0	0	0	0
Fremont	M	29	0	0	0	0	0	0	0	0	0	9	0	0	0	0	18	0
	F	73	0	0	0	0	0	0	0	0	0	50	0	0	0	0	19	0
Goshen	M	9	0	0	0	0	0	0	0	0	0	0	0	0	0	0	5	0
	F	15	0	0	0	0	0	0	0	0	0	0	0	0	0	0	9	0
Laramie	M	29	0	0	0	0	0	0	0	0	0	0	0	0	0	0	26	0
	F	34	0	0	0	0	0	0	0	0	0	0	0	0	0	0	19	0
Natrona	M	5	0	0	0	0	0	0	0	0	0	0	0	0	0	0	0	0
	F	15	0	0	0	0	0	0	0	0	0	0	0	0	0	0	0	0
Park	M	9	0	0	0	0	0	0	0	0	0	8	0	0	0	0	0	0
	F	17	0	0	0	0	0	0	0	0	0	15	0	0	0	0	0	0
Sheridan	M	8	0	0	0	0	0	0	0	0	0	6	0	0	0	0	0	0
	F	34	0	0	0	0	0	0	0	0	0	32	0	0	0	0	0	0
Sublette	M	7	0	0	0	0	0	0	0	0	0	5	0	0	0	0	0	0
	F	14	0	0	0	0	0	0	0	0	0	12	0	0	0	0	0	0
Sweetwater	M	8	0	0	0	0	0	0	0	0	0	5	0	0	0	0	0	0
	F	10	0	0	0	0	0	0	0	0	0	9	0	0	0	0	0	0
Uinta	M	12	0	0	0	0	0	0	0	0	0	12	0	0	0	0	0	0
	F	24	0	0	0	0	0	0	0	0	0	20	0	0	0	0	0	0

Appendix Table 2.2: Total Number of Persons Working in Wyoming by Selected Variable, 2016

Occupation: 131161 : Market Research Analysts and Marketing Specialists

County		Total	11 - Agriculture, Forestry, Fishing, & Hunting	21 - Mining	23 - Construction	31,32 &,33 - Manufacturing	42,48,49 &,22 - Wholesale Trade, Transportation, Utilities, & Warehousing	44 & 45 - Retail Trade	51 - Information	52 & 53 - Financial Activities	54 & 55 - Professional & Business Services	61 - Educational Services	62 - Health Services	71 & 72 - Leisure & Hospitality	81 - Other Services	92 - Public Administration	99 - Unclassified
		M	F														
Total	M	6	0	0	0	0	0	0	0	0	0	0	0	0	0	0	0
	F	6	0	0	0	0	0	0	0	0	0	0	0	0	0	0	0

Appendix Table 2.2: Total Number of Persons Working in Wyoming by Selected Variable, 2016

Occupation: 131199 : Business Operations Specialists, All Other

County		Total	11 - Agriculture, Forestry, Fishing, & Hunting	21 - Mining	23 - Construction	31,32 &,33 - Manufacturing	42,48,49 &,22 - Wholesale Trade, Transportation, Utilities, & Warehousing	44 & 45 - Retail Trade	51 - Information	52 & 53 - Financial Activities	54 & 55 - Professional & Business Services	61 - Educational Services	62 - Health Services	71 & 72 - Leisure & Hospitality	81 - Other Services	92 - Public Administration	99 - Unclassified
Total	M	212	0	0	0	0	0	0	0	0	10	10	0	0	0	178	0
	F	356	0	0	0	0	0	0	0	0	9	26	0	0	0	298	0
Albany	M	8	0	0	0	0	0	0	0	0	0	0	0	0	0	5	0
	F	7	0	0	0	0	0	0	0	0	0	0	0	0	0	7	0
Fremont	M	8	0	0	0	0	0	0	0	0	0	0	0	0	0	0	0
	F	8	0	0	0	0	0	0	0	0	0	0	0	0	0	0	0
Laramie	M	163	0	0	0	0	0	0	0	0	0	0	0	0	0	150	0
	F	292	0	0	0	0	0	0	0	0	0	0	0	0	0	269	0
Natrona	M	9	0	0	0	0	0	0	0	0	0	0	0	0	0	0	0
	F	11	0	0	0	0	0	0	0	0	0	0	0	0	0	0	0

Appendix Table 2.2: Total Number of Persons Working in Wyoming by Selected Variable, 2016

Occupation: 132011 : Accountants and Auditors

County		Total	11 - Agriculture, Forestry, Fishing, & Hunting	21 - Mining	23 - Construction	31,32 &,33 - Manufacturing	42,48,49 &,22 - Wholesale Trade, Transportation, Utilities, & Warehousing	44 & 45 - Retail Trade	51 - Information	52 & 53 - Financial Activities	54 & 55 - Professional & Business Services	61 - Educational Services	62 - Health Services	71 & 72 - Leisure & Hospitality	81 - Other Services	92 - Public Administration	99 - Unclassified	
Total	M	259	0	0	5	0	0	0	0	7	17	0	0	0	0	0	211	0
	F	824	0	0	8	0	0	0	0	17	49	0	0	0	0	0	690	0
Albany	M	9	0	0	0	0	0	0	0	0	0	0	0	0	0	0	6	0
	F	19	0	0	0	0	0	0	0	0	0	0	0	0	0	0	12	0
Fremont	M	6	0	0	0	0	0	0	0	0	0	0	0	0	0	0	0	0
	F	12	0	0	0	0	0	0	0	0	0	0	0	0	0	0	0	0
Laramie	M	196	0	0	0	0	0	0	0	0	8	0	0	0	0	0	177	0
	F	641	0	0	0	0	0	0	0	0	22	0	0	0	0	0	578	0
Natrona	M	15	0	0	0	0	0	0	0	0	0	0	0	0	0	0	6	0
	F	46	0	0	0	0	0	0	0	0	0	0	0	0	0	0	32	0
Sheridan	M	6	0	0	0	0	0	0	0	0	0	0	0	0	0	0	5	0
	F	12	0	0	0	0	0	0	0	0	0	0	0	0	0	0	5	0
Teton	M	5	0	0	0	0	0	0	0	0	0	0	0	0	0	0	0	0
	F	8	0	0	0	0	0	0	0	0	0	0	0	0	0	0	0	0

Appendix Table 2.2: Total Number of Persons Working in Wyoming by Selected Variable, 2016

Occupation: 132021 : Appraisers and Assessors of Real Estate

County		Total	11 - Agriculture, Forestry, Fishing, & Hunting	21 - Mining	23 - Construction	31,32 &,33 - Manufacturing	42,48,49 &,22 - Wholesale Trade, Transportation, Utilities, & Warehousing	44 & 45 - Retail Trade	51 - Information	52 & 53 - Financial Activities	54 & 55 - Professional & Business Services	61 - Educational Services	62 - Health Services	71 & 72 - Leisure & Hospitality	81 - Other Services	92 - Public Administration	99 - Unclassified	
Total	M	55	0	0	0	0	0	0	0	0	0	0	0	0	0	0	53	0
	F	25	0	0	0	0	0	0	0	0	0	0	0	0	0	0	22	0
Laramie	M	46	0	0	0	0	0	0	0	0	0	0	0	0	0	0	46	0
	F	19	0	0	0	0	0	0	0	0	0	0	0	0	0	0	17	0

Appendix Table 2.2: Total Number of Persons Working in Wyoming by Selected Variable, 2016

Occupation: 132031 : Budget Analysts

County		Total	11 - Agriculture, Forestry, Fishing, & Hunting	21 - Mining	23 - Construction	31,32 &,33 - Manufacturing	42,48,49 &,22 - Wholesale Trade, Transportation, Utilities, & Warehousing	44 & 45 - Retail Trade	51 - Information	52 & 53 - Financial Activities	54 & 55 - Professional & Business Services	61 - Educational Services	62 - Health Services	71 & 72 - Leisure & Hospitality	81 - Other Services	92 - Public Administration	99 - Unclassified	
Total	M	24	0	0	0	0	0	0	0	0	0	0	0	0	0	0	23	0
	F	29	0	0	0	0	0	0	0	0	0	0	0	0	0	0	28	0
Laramie	M	21	0	0	0	0	0	0	0	0	0	0	0	0	0	0	21	0
	F	27	0	0	0	0	0	0	0	0	0	0	0	0	0	0	26	0

Appendix Table 2.2: Total Number of Persons Working in Wyoming by Selected Variable, 2016

Occupation: 132051 : Financial Analysts

County		Total	11 - Agriculture, Forestry, Fishing, & Hunting	21 - Mining	23 - Construction	31,32 &,33 - Manufacturing	42,48,49 &,22 - Wholesale Trade, Transportation, Utilities, & Warehousing	44 & 45 - Retail Trade	51 - Information	52 & 53 - Financial Activities	54 & 55 - Professional & Business Services	61 - Educational Services	62 - Health Services	71 & 72 - Leisure & Hospitality	81 - Other Services	92 - Public Administration	99 - Unclassified
Total	M	6	0	0	0	0	0	0	0	0	0	0	0	0	0	0	0
	F	8	0	0	0	0	0	0	0	0	0	0	0	0	0	0	8
Laramie	M	6	0	0	0	0	0	0	0	0	0	0	0	0	0	0	0
	F	8	0	0	0	0	0	0	0	0	0	0	0	0	0	0	8

Appendix Table 2.2: Total Number of Persons Working in Wyoming by Selected Variable, 2016

Occupation: 132052 : Personal Financial Advisors

County		Total	11 - Agriculture, Forestry, Fishing, & Hunting	21 - Mining	23 - Construction	31,32 &,33 - Manufacturing	42,48,49 &,22 - Wholesale Trade, Transportation, Utilities, & Warehousing	44 & 45 - Retail Trade	51 - Information	52 & 53 - Financial Activities	54 & 55 - Professional & Business Services	61 - Educational Services	62 - Health Services	71 & 72 - Leisure & Hospitality	81 - Other Services	92 - Public Administration	99 - Unclassified
Total	M	12	0	0	0	0	0	0	0	0	0	0	0	0	0	0	0
	F	15	0	0	0	0	0	0	0	0	0	0	0	0	0	0	0
Laramie	M	7	0	0	0	0	0	0	0	0	0	0	0	0	0	0	0
	F	12	0	0	0	0	0	0	0	0	0	0	0	0	0	0	0

Appendix Table 2.2: Total Number of Persons Working in Wyoming by Selected Variable, 2016

Occupation: 132072 : Loan Officers

County		Total	11 - Agriculture, Forestry, Fishing, & Hunting	21 - Mining	23 - Construction	31,32 &,33 - Manufacturing	42,48,49 &,22 - Wholesale Trade, Transportation, Utilities, & Warehousing	44 & 45 - Retail Trade	51 - Information	52 & 53 - Financial Activities	54 & 55 - Professional & Business Services	61 - Educational Services	62 - Health Services	71 & 72 - Leisure & Hospitality	81 - Other Services	92 - Public Administration	99 - Unclassified
Total	M	20	0	0	0	0	0	0	0	14	0	0	0	0	0	0	0
	F	27	0	0	0	0	0	0	0	16	0	0	0	0	0	0	0

Appendix Table 2.2: Total Number of Persons Working in Wyoming by Selected Variable, 2016

Occupation: 132081 : Tax Examiners and Collectors, and Revenue Agents

County		Total	11 - Agriculture, Forestry, Fishing, & Hunting	21 - Mining	23 - Construction	31,32 &,33 - Manufacturing	42,48,49 &,22 - Wholesale Trade, Transportation, Utilities, & Warehousing	44 & 45 - Retail Trade	51 - Information	52 & 53 - Financial Activities	54 & 55 - Professional & Business Services	61 - Educational Services	62 - Health Services	71 & 72 - Leisure & Hospitality	81 - Other Services	92 - Public Administration	99 - Unclassified	
Total	M	20	0	0	0	0	0	0	0	0	0	0	0	0	0	0	19	0
	F	71	0	0	0	0	0	0	0	0	0	0	0	0	0	0	0	87
Laramie	M	13	0	0	0	0	0	0	0	0	0	0	0	0	0	0	13	0
	F	63	0	0	0	0	0	0	0	0	0	0	0	0	0	0	59	0

Appendix Table 2.2: Total Number of Persons Working in Wyoming by Selected Variable, 2016

Occupation: 151121 : Computer Systems Analysts

County		Total	11 - Agriculture, Forestry, Fishing, & Hunting	21 - Mining	23 - Construction	31,32 &,33 - Manufacturing	42,48,49 &,22 - Wholesale Trade, Transportation, Utilities, & Warehousing	44 & 45 - Retail Trade	51 - Information	52 & 53 - Financial Activities	54 & 55 - Professional & Business Services	61 - Educational Services	62 - Health Services	71 & 72 - Leisure & Hospitality	81 - Other Services	92 - Public Administration	99 - Unclassified	
Total	M	192	0	0	0	0	0	0	0	0	0	0	0	0	0	0	180	0
	F	68	0	0	0	0	0	0	0	0	0	0	0	0	0	0	66	0
Laramie	M	154	0	0	0	0	0	0	0	0	0	0	0	0	0	0	147	0
	F	61	0	0	0	0	0	0	0	0	0	0	0	0	0	0	61	0

Appendix Table 2.2: Total Number of Persons Working in Wyoming by Selected Variable, 2016

Occupation: 151131 : Computer Programmers

County		Total	11 - Agriculture, Forestry, Fishing, & Hunting	21 - Mining	23 - Construction	31,32 &,33 - Manufacturing	42,48,49 &,22 - Wholesale Trade, Transportation, Utilities, & Warehousing	44 & 45 - Retail Trade	51 - Information	52 & 53 - Financial Activities	54 & 55 - Professional & Business Services	61 - Educational Services	62 - Health Services	71 & 72 - Leisure & Hospitality	81 - Other Services	92 - Public Administration	99 - Unclassified
Total	M	190	0	0	0	0	0	0	0	0	0	156	0	0	0	0	0
	F	130	0	0	0	0	0	0	0	0	0	114	0	0	0	0	0
Albany	M	12	0	0	0	0	0	0	0	0	0	10	0	0	0	0	0
	F	8	0	0	0	0	0	0	0	0	0	5	0	0	0	0	0
Campbell	M	12	0	0	0	0	0	0	0	0	0	7	0	0	0	0	0
	F	9	0	0	0	0	0	0	0	0	0	8	0	0	0	0	0
Fremont	M	13	0	0	0	0	0	0	0	0	0	13	0	0	0	0	0
	F	13	0	0	0	0	0	0	0	0	0	11	0	0	0	0	0
Laramie	M	21	0	0	0	0	0	0	0	0	0	0	0	0	0	0	0
	F	6	0	0	0	0	0	0	0	0	0	0	0	0	0	0	0
Natrona	M	30	0	0	0	0	0	0	0	0	0	25	0	0	0	0	0
	F	23	0	0	0	0	0	0	0	0	0	23	0	0	0	0	0
Park	M	13	0	0	0	0	0	0	0	0	0	9	0	0	0	0	0
	F	6	0	0	0	0	0	0	0	0	0	5	0	0	0	0	0
Sheridan	M	12	0	0	0	0	0	0	0	0	0	10	0	0	0	0	0
	F	9	0	0	0	0	0	0	0	0	0	7	0	0	0	0	0
Sweetwater	M	18	0	0	0	0	0	0	0	0	0	14	0	0	0	0	0
	F	18	0	0	0	0	0	0	0	0	0	15	0	0	0	0	0
Uinta	M	13	0	0	0	0	0	0	0	0	0	13	0	0	0	0	0
	F	8	0	0	0	0	0	0	0	0	0	7	0	0	0	0	0

Appendix Table 2.2: Total Number of Persons Working in Wyoming by Selected Variable, 2016

Occupation: 151132 : Software Developers, Applications

County		Total	11 - Agriculture, Forestry, Fishing, & Hunting	21 - Mining	23 - Construction	31,32 &,33 - Manufacturing	42,48,49 &,22 - Wholesale Trade, Transportation, Utilities, & Warehousing	44 & 45 - Retail Trade	51 - Information	52 & 53 - Financial Activities	54 & 55 - Professional & Business Services	61 - Educational Services	62 - Health Services	71 & 72 - Leisure & Hospitality	81 - Other Services	92 - Public Administration	99 - Unclassified	
Total	M	157	0	0	0	0	0	0	0	0	0	0	0	0	0	0	142	0
	F	83	0	0	0	0	0	0	0	0	0	0	0	0	0	0	75	0
Laramie	M	132	0	0	0	0	0	0	0	0	0	0	0	0	0	0	124	0
	F	75	0	0	0	0	0	0	0	0	0	0	0	0	0	0	68	0

Appendix Table 2.2: Total Number of Persons Working in Wyoming by Selected Variable, 2016

Occupation: 151141 : Database Administrators

County		Total	11 - Agriculture, Forestry, Fishing, & Hunting	21 - Mining	23 - Construction	31,32 &,33 - Manufacturing	42,48,49 &,22 - Wholesale Trade, Transportation, Utilities, & Warehousing	44 & 45 - Retail Trade	51 - Information	52 & 53 - Financial Activities	54 & 55 - Professional & Business Services	61 - Educational Services	62 - Health Services	71 & 72 - Leisure & Hospitality	81 - Other Services	92 - Public Administration	99 - Unclassified	
Total	M	59	0	0	0	0	0	0	0	0	0	0	0	0	0	0	56	0
	F	159	0	0	0	0	0	0	0	0	0	0	0	0	0	0	146	0
Laramie	M	47	0	0	0	0	0	0	0	0	0	0	0	0	0	0	45	0
	F	119	0	0	0	0	0	0	0	0	0	0	0	0	0	0	111	0

Appendix Table 2.2: Total Number of Persons Working in Wyoming by Selected Variable, 2016

Occupation: 151142 : Network and Computer Systems Administrators

County		Total	11 - Agriculture, Forestry, Fishing, & Hunting	21 - Mining	23 - Construction	31,32 &,33 - Manufacturing	42,48,49 &,22 - Wholesale Trade, Transportation, Utilities, & Warehousing	44 & 45 - Retail Trade	51 - Information	52 & 53 - Financial Activities	54 & 55 - Professional & Business Services	61 - Educational Services	62 - Health Services	71 & 72 - Leisure & Hospitality	81 - Other Services	92 - Public Administration	99 - Unclassified
Total	M	185	0	0	0	0	0	0	0	0	0	0	0	0	0	150	0
	F	71	0	0	0	0	0	0	0	0	0	0	0	0	0	65	0
Laramie	M	129	0	0	0	0	0	0	0	0	0	0	0	0	0	114	0
	F	64	0	0	0	0	0	0	0	0	0	0	0	0	0	60	0

Appendix Table 2.2: Total Number of Persons Working in Wyoming by Selected Variable, 2016

Occupation: 151151 : Computer User Support Specialists

County		Total	11 - Agriculture, Forestry, Fishing, & Hunting	21 - Mining	23 - Construction	31,32 &,33 - Manufacturing	42,48,49 &,22 - Wholesale Trade, Transportation, Utilities, & Warehousing	44 & 45 - Retail Trade	51 - Information	52 & 53 - Financial Activities	54 & 55 - Professional & Business Services	61 - Educational Services	62 - Health Services	71 & 72 - Leisure & Hospitality	81 - Other Services	92 - Public Administration	99 - Unclassified	
Total	M	168	0	0	0	0	0	0	0	0	0	0	0	0	0	0	128	0
	F	56	0	0	0	0	0	0	0	0	0	0	0	0	0	0	47	0
Laramie	M	106	0	0	0	0	0	0	0	0	0	0	0	0	0	0	91	0
	F	41	0	0	0	0	0	0	0	0	0	0	0	0	0	0	38	0

Appendix Table 2.2: Total Number of Persons Working in Wyoming by Selected Variable, 2016

Occupation: 151152 : Computer Network Support Specialists

County		Total	11 - Agriculture, Forestry, Fishing, & Hunting	21 - Mining	23 - Construction	31,32 &,33 - Manufacturing	42,48,49 &,22 - Wholesale Trade, Transportation, Utilities, & Warehousing	44 & 45 - Retail Trade	51 - Information	52 & 53 - Financial Activities	54 & 55 - Professional & Business Services	61 - Educational Services	62 - Health Services	71 & 72 - Leisure & Hospitality	81 - Other Services	92 - Public Administration	99 - Unclassified	
Total	M	80	0	0	0	0	0	0	0	0	0	29	0	0	0	0	43	0
	F	21	0	0	0	0	0	0	0	0	0	15	0	0	0	0	6	0
Laramie	M	45	0	0	0	0	0	0	0	0	0	0	0	0	0	0	37	0
	F	8	0	0	0	0	0	0	0	0	0	0	0	0	0	0	6	0

Appendix Table 2.2: Total Number of Persons Working in Wyoming by Selected Variable, 2016

Occupation: 152041 : Statisticians

County		Total	11 - Agriculture, Forestry, Fishing, & Hunting	21 - Mining	23 - Construction	31,32 &,33 - Manufacturing	42,48,49 &,22 - Wholesale Trade, Transportation, Utilities, & Warehousing	44 & 45 - Retail Trade	51 - Information	52 & 53 - Financial Activities	54 & 55 - Professional & Business Services	61 - Educational Services	62 - Health Services	71 & 72 - Leisure & Hospitality	81 - Other Services	92 - Public Administration	99 - Unclassified	
Total	M	15	0	0	0	0	0	0	0	0	0	0	0	0	0	0	12	0
	F	20	0	0	0	0	0	0	0	0	0	0	0	0	0	0	17	0
Laramie	M	9	0	0	0	0	0	0	0	0	0	0	0	0	0	0	7	0
	F	9	0	0	0	0	0	0	0	0	0	0	0	0	0	0	7	0

Appendix Table 2.2: Total Number of Persons Working in Wyoming by Selected Variable, 2016

Occupation: 171021 : Cartographers and Photogrammetrists

County		Total	11 - Agriculture, Forestry, Fishing, & Hunting	21 - Mining	23 - Construction	31,32 &,33 - Manufacturing	42,48,49 &,22 - Wholesale Trade, Transportation, Utilities, & Warehousing	44 & 45 - Retail Trade	51 - Information	52 & 53 - Financial Activities	54 & 55 - Professional & Business Services	61 - Educational Services	62 - Health Services	71 & 72 - Leisure & Hospitality	81 - Other Services	92 - Public Administration	99 - Unclassified	
Total	M	36	0	0	0	0	0	0	0	0	0	0	0	0	0	0	34	0
	F	12	0	0	0	0	0	0	0	0	0	0	0	0	0	0	11	0
Laramie	M	31	0	0	0	0	0	0	0	0	0	0	0	0	0	0	31	0
	F	7	0	0	0	0	0	0	0	0	0	0	0	0	0	0	7	0

Appendix Table 2.2: Total Number of Persons Working in Wyoming by Selected Variable, 2016

Occupation: 172051 : Civil Engineers

County		Total	11 - Agriculture, Forestry, Fishing, & Hunting	21 - Mining	23 - Construction	31,32 &,33 - Manufacturing	42,48,49 &,22 - Wholesale Trade, Transportation, Utilities, & Warehousing	44 & 45 - Retail Trade	51 - Information	52 & 53 - Financial Activities	54 & 55 - Professional & Business Services	61 - Educational Services	62 - Health Services	71 & 72 - Leisure & Hospitality	81 - Other Services	92 - Public Administration	99 - Unclassified	
Total	M	405	0	0	0	0	0	0	0	0	0	0	0	0	0	0	355	0
	F	77	0	0	0	0	0	0	0	0	0	0	0	0	0	0	70	0
Albany	M	20	0	0	0	0	0	0	0	0	0	0	0	0	0	0	17	0
	F	6	0	0	0	0	0	0	0	0	0	0	0	0	0	0	6	0
Laramie	M	200	0	0	0	0	0	0	0	0	0	0	0	0	0	0	187	0
	F	42	0	0	0	0	0	0	0	0	0	0	0	0	0	0	40	0
Natrona	M	25	0	0	0	0	0	0	0	0	0	0	0	0	0	0	20	0
	F	8	0	0	0	0	0	0	0	0	0	0	0	0	0	0	7	0
Sheridan	M	20	0	0	0	0	0	0	0	0	0	0	0	0	0	0	0	0
	F	5	0	0	0	0	0	0	0	0	0	0	0	0	0	0	0	0

Appendix Table 2.2: Total Number of Persons Working in Wyoming by Selected Variable, 2016

Occupation: 173011 : Architectural and Civil Drafters

County		Total	11 - Agriculture, Forestry, Fishing, & Hunting	21 - Mining	23 - Construction	31,32 &,33 - Manufacturing	42,48,49 &,22 - Wholesale Trade, Transportation, Utilities, & Warehousing	44 & 45 - Retail Trade	51 - Information	52 & 53 - Financial Activities	54 & 55 - Professional & Business Services	61 - Educational Services	62 - Health Services	71 & 72 - Leisure & Hospitality	81 - Other Services	92 - Public Administration	99 - Unclassified	
Total	M	111	0	0	0	0	0	0	0	0	12	0	0	0	0	0	90	0
	F	45	0	0	0	0	0	0	0	0	5	0	0	0	0	0	36	0
Albany	M	18	0	0	0	0	0	0	0	0	0	0	0	0	0	0	16	0
	F	10	0	0	0	0	0	0	0	0	0	0	0	0	0	0	8	0
Laramie	M	74	0	0	0	0	0	0	0	0	0	0	0	0	0	0	67	0
	F	26	0	0	0	0	0	0	0	0	0	0	0	0	0	0	25	0

Appendix Table 2.2: Total Number of Persons Working in Wyoming by Selected Variable, 2016

Occupation: 173022 : Civil Engineering Technicians

County		Total	11 - Agriculture, Forestry, Fishing, & Hunting	21 - Mining	23 - Construction	31,32 &,33 - Manufacturing	42,48,49 &,22 - Wholesale Trade, Transportation, Utilities, & Warehousing	44 & 45 - Retail Trade	51 - Information	52 & 53 - Financial Activities	54 & 55 - Professional & Business Services	61 - Educational Services	62 - Health Services	71 & 72 - Leisure & Hospitality	81 - Other Services	92 - Public Administration	99 - Unclassified		
Total	M	161	0	0	0	0	0	0	0	0	0	0	0	0	0	0	143	0	0
	F	74	0	0	0	0	0	0	0	0	0	0	0	0	0	0	65	0	0
Campbell	M	6	0	0	0	0	0	0	0	0	0	0	0	0	0	0	0	0	0
	F	6	0	0	0	0	0	0	0	0	0	0	0	0	0	0	0	0	0
Fremont	M	12	0	0	0	0	0	0	0	0	0	0	0	0	0	0	0	0	0
	F	5	0	0	0	0	0	0	0	0	0	0	0	0	0	0	0	0	0
Laramie	M	53	0	0	0	0	0	0	0	0	0	0	0	0	0	0	50	0	0
	F	6	0	0	0	0	0	0	0	0	0	0	0	0	0	0	5	0	0
Natrona	M	16	0	0	0	0	0	0	0	0	0	0	0	0	0	0	14	0	0
	F	6	0	0	0	0	0	0	0	0	0	0	0	0	0	0	5	0	0
Sweetwater	M	9	0	0	0	0	0	0	0	0	0	0	0	0	0	0	7	0	0
	F	6	0	0	0	0	0	0	0	0	0	0	0	0	0	0	6	0	0

Appendix Table 2.2: Total Number of Persons Working in Wyoming by Selected Variable, 2016

Occupation: 173031 : Surveying and Mapping Technicians

County		Total	Industry																
			11 - Agriculture, Forestry, Fishing, & Hunting	21 - Mining	23 - Construction	31,32 &,33 - Manufacturing	42,48,49 &,22 - Wholesale Trade, Transportation, Utilities, & Warehousing	44 & 45 - Retail Trade	51 - Information	52 & 53 - Financial Activities	54 & 55 - Professional & Business Services	61 - Educational Services	62 - Health Services	71 & 72 - Leisure & Hospitality	81 - Other Services	92 - Public Administration	99 - Unclassified		
Total	M	18	0	0	0	0	0	0	0	0	0	0	0	0	0	0	0	0	
	F	6	0	0	0	0	0	0	0	0	0	0	0	0	0	0	0	0	

Appendix Table 2.2: Total Number of Persons Working in Wyoming by Selected Variable, 2016

Occupation: 191023 : Zoologists and Wildlife Biologists

County		Total	11 - Agriculture, Forestry, Fishing, & Hunting	21 - Mining	23 - Construction	31,32 &,33 - Manufacturing	42,48,49 &,22 - Wholesale Trade, Transportation, Utilities, & Warehousing	44 & 45 - Retail Trade	51 - Information	52 & 53 - Financial Activities	54 & 55 - Professional & Business Services	61 - Educational Services	62 - Health Services	71 & 72 - Leisure & Hospitality	81 - Other Services	92 - Public Administration	99 - Unclassified	
Total	M	240	0	0	0	0	0	0	0	0	0	0	0	0	0	0	224	0
	F	46	0	0	0	0	0	0	0	0	0	0	0	0	0	0	43	0
Albany	M	28	0	0	0	0	0	0	0	0	0	0	0	0	0	0	23	0
	F	8	0	0	0	0	0	0	0	0	0	0	0	0	0	0	8	0
Fremont	M	20	0	0	0	0	0	0	0	0	0	0	0	0	0	0	19	0
	F	6	0	0	0	0	0	0	0	0	0	0	0	0	0	0	5	0
Natrona	M	32	0	0	0	0	0	0	0	0	0	0	0	0	0	0	31	0
	F	5	0	0	0	0	0	0	0	0	0	0	0	0	0	0	5	0
Teton	M	7	0	0	0	0	0	0	0	0	0	0	0	0	0	0	5	0
	F	5	0	0	0	0	0	0	0	0	0	0	0	0	0	0	5	0

Appendix Table 2.2: Total Number of Persons Working in Wyoming by Selected Variable, 2016

Occupation: 191032 : Foresters

County		Total	11 - Agriculture, Forestry, Fishing, & Hunting	21 - Mining	23 - Construction	31,32 &,33 - Manufacturing	42,48,49 &,22 - Wholesale Trade, Transportation, Utilities, & Warehousing	44 & 45 - Retail Trade	51 - Information	52 & 53 - Financial Activities	54 & 55 - Professional & Business Services	61 - Educational Services	62 - Health Services	71 & 72 - Leisure & Hospitality	81 - Other Services	92 - Public Administration	99 - Unclassified
Total	M	49	0	0	0	0	0	0	0	0	0	0	0	0	0	0	0
	F	5	0	0	0	0	0	0	0	0	0	0	0	0	0	0	0

Appendix Table 2.2: Total Number of Persons Working in Wyoming by Selected Variable, 2016

Occupation: 191041 : Epidemiologists

County		Total	11 - Agriculture, Forestry, Fishing, & Hunting	21 - Mining	23 - Construction	31,32 &,33 - Manufacturing	42,48,49 &,22 - Wholesale Trade, Transportation, Utilities, & Warehousing	44 & 45 - Retail Trade	51 - Information	52 & 53 - Financial Activities	54 & 55 - Professional & Business Services	61 - Educational Services	62 - Health Services	71 & 72 - Leisure & Hospitality	81 - Other Services	92 - Public Administration	99 - Unclassified	
Total	M	6	0	0	0	0	0	0	0	0	0	0	0	0	0	0	6	0
	F	32	0	0	0	0	0	0	0	0	0	0	0	0	0	0	30	0
Laramie	M	6	0	0	0	0	0	0	0	0	0	0	0	0	0	0	6	0
	F	28	0	0	0	0	0	0	0	0	0	0	0	0	0	0	28	0

Appendix Table 2.2: Total Number of Persons Working in Wyoming by Selected Variable, 2016

Occupation: 192031 : Chemists

County		Total	11 - Agriculture, Forestry, Fishing, & Hunting	21 - Mining	23 - Construction	31,32 &,33 - Manufacturing	42,48,49 &,22 - Wholesale Trade, Transportation, Utilities, & Warehousing	44 & 45 - Retail Trade	51 - Information	52 & 53 - Financial Activities	54 & 55 - Professional & Business Services	61 - Educational Services	62 - Health Services	71 & 72 - Leisure & Hospitality	81 - Other Services	92 - Public Administration	99 - Unclassified
Total	M	8	0	0	0	0	0	0	0	0	0	0	0	0	0	0	0
	F	5	0	0	0	0	0	0	0	0	0	0	0	0	0	0	0

Appendix Table 2.2: Total Number of Persons Working in Wyoming by Selected Variable, 2016

Occupation: 192041 : Environmental Scientists and Specialists, Including Health

County		Total	11 - Agriculture, Forestry, Fishing, & Hunting	21 - Mining	23 - Construction	31,32 &,33 - Manufacturing	42,48,49 &,22 - Wholesale Trade, Transportation, Utilities, & Warehousing	44 & 45 - Retail Trade	51 - Information	52 & 53 - Financial Activities	54 & 55 - Professional & Business Services	61 - Educational Services	62 - Health Services	71 & 72 - Leisure & Hospitality	81 - Other Services	92 - Public Administration	99 - Unclassified	
Total	M	354	0	0	0	0	0	0	0	0	0	0	0	0	0	0	331	0
	F	144	0	0	0	0	0	0	0	0	0	0	0	0	0	0	131	0
Albany	M	32	0	0	0	0	0	0	0	0	0	0	0	0	0	0	31	0
	F	11	0	0	0	0	0	0	0	0	0	0	0	0	0	0	10	0
Fremont	M	36	0	0	0	0	0	0	0	0	0	0	0	0	0	0	34	0
	F	18	0	0	0	0	0	0	0	0	0	0	0	0	0	0	17	0
Laramie	M	165	0	0	0	0	0	0	0	0	0	0	0	0	0	0	154	0
	F	82	0	0	0	0	0	0	0	0	0	0	0	0	0	0	75	0
Natrona	M	23	0	0	0	0	0	0	0	0	0	0	0	0	0	0	22	0
	F	9	0	0	0	0	0	0	0	0	0	0	0	0	0	0	8	0
Sheridan	M	33	0	0	0	0	0	0	0	0	0	0	0	0	0	0	32	0
	F	11	0	0	0	0	0	0	0	0	0	0	0	0	0	0	10	0

Appendix Table 2.2: Total Number of Persons Working in Wyoming by Selected Variable, 2016

Occupation: 192042 : Geoscientists, Except Hydrologists and Geographers

County		Total	11 - Agriculture, Forestry, Fishing, & Hunting	21 - Mining	23 - Construction	31,32 &,33 - Manufacturing	42,48,49 &,22 - Wholesale Trade, Transportation, Utilities, & Warehousing	44 & 45 - Retail Trade	51 - Information	52 & 53 - Financial Activities	54 & 55 - Professional & Business Services	61 - Educational Services	62 - Health Services	71 & 72 - Leisure & Hospitality	81 - Other Services	92 - Public Administration	99 - Unclassified	
Total	M	61	0	0	0	0	0	0	0	0	0	0	0	0	0	0	49	0
	F	15	0	0	0	0	0	0	0	0	0	0	0	0	0	0	12	0
Albany	M	24	0	0	0	0	0	0	0	0	0	0	0	0	0	0	17	0
	F	5	0	0	0	0	0	0	0	0	0	0	0	0	0	0	5	0

Appendix Table 2.2: Total Number of Persons Working in Wyoming by Selected Variable, 2016

Occupation: 192043 : Hydrologists

County		Total	11 - Agriculture, Forestry, Fishing, & Hunting	21 - Mining	23 - Construction	31,32 &,33 - Manufacturing	42,48,49 &,22 - Wholesale Trade, Transportation, Utilities, & Warehousing	44 & 45 - Retail Trade	51 - Information	52 & 53 - Financial Activities	54 & 55 - Professional & Business Services	61 - Educational Services	62 - Health Services	71 & 72 - Leisure & Hospitality	81 - Other Services	92 - Public Administration	99 - Unclassified	
Total	M	75	0	0	0	0	0	0	0	0	0	0	0	0	0	0	72	0
	F	23	0	0	0	0	0	0	0	0	0	0	0	0	0	0	22	0
Laramie	M	18	0	0	0	0	0	0	0	0	0	0	0	0	0	0	18	0
	F	15	0	0	0	0	0	0	0	0	0	0	0	0	0	0	15	0

Appendix Table 2.2: Total Number of Persons Working in Wyoming by Selected Variable, 2016

Occupation: 193011 : Economists

County		Total	11 - Agriculture, Forestry, Fishing, & Hunting	21 - Mining	23 - Construction	31,32 &,33 - Manufacturing	42,48,49 &,22 - Wholesale Trade, Transportation, Utilities, & Warehousing	44 & 45 - Retail Trade	51 - Information	52 & 53 - Financial Activities	54 & 55 - Professional & Business Services	61 - Educational Services	62 - Health Services	71 & 72 - Leisure & Hospitality	81 - Other Services	92 - Public Administration	99 - Unclassified	
Total	M	22	0	0	0	0	0	0	0	0	0	0	0	0	0	0	19	0
	F	34	0	0	0	0	0	0	0	0	0	0	0	0	0	0	29	0
Laramie	M	10	0	0	0	0	0	0	0	0	0	0	0	0	0	0	9	0
	F	22	0	0	0	0	0	0	0	0	0	0	0	0	0	0	20	0
Natrona	M	9	0	0	0	0	0	0	0	0	0	0	0	0	0	0	9	0
	F	9	0	0	0	0	0	0	0	0	0	0	0	0	0	0	8	0

Appendix Table 2.2: Total Number of Persons Working in Wyoming by Selected Variable, 2016

Occupation: 193031 : Clinical, Counseling, and School Psychologists

County		Total	11 - Agriculture, Forestry, Fishing, & Hunting	21 - Mining	23 - Construction	31,32 &,33 - Manufacturing	42,48,49 &,22 - Wholesale Trade, Transportation, Utilities, & Warehousing	44 & 45 - Retail Trade	51 - Information	52 & 53 - Financial Activities	54 & 55 - Professional & Business Services	61 - Educational Services	62 - Health Services	71 & 72 - Leisure & Hospitality	81 - Other Services	92 - Public Administration	99 - Unclassified
Total	M	67	0	0	0	0	0	0	0	0	0	36	20	0	0	9	0
	F	117	0	0	0	0	0	0	0	0	0	69	32	0	0	14	0
Albany	M	9	0	0	0	0	0	0	0	0	0	8	0	0	0	0	0
	F	17	0	0	0	0	0	0	0	0	0	14	0	0	0	0	0
Fremont	M	5	0	0	0	0	0	0	0	0	0	0	0	0	0	0	0
	F	8	0	0	0	0	0	0	0	0	0	0	0	0	0	0	0
Laramie	M	7	0	0	0	0	0	0	0	0	0	0	0	0	0	0	0
	F	10	0	0	0	0	0	0	0	0	0	0	0	0	0	0	0
Sheridan	M	8	0	0	0	0	0	0	0	0	0	0	0	0	0	0	0
	F	7	0	0	0	0	0	0	0	0	0	0	0	0	0	0	0
Uinta	M	13	0	0	0	0	0	0	0	0	0	0	0	0	0	5	0
	F	12	0	0	0	0	0	0	0	0	0	0	0	0	0	9	0

Appendix Table 2.2: Total Number of Persons Working in Wyoming by Selected Variable, 2016

Occupation: 193051 : Urban and Regional Planners

County		Total	11 - Agriculture, Forestry, Fishing, & Hunting	21 - Mining	23 - Construction	31,32 &,33 - Manufacturing	42,48,49 &,22 - Wholesale Trade, Transportation, Utilities, & Warehousing	44 & 45 - Retail Trade	51 - Information	52 & 53 - Financial Activities	54 & 55 - Professional & Business Services	61 - Educational Services	62 - Health Services	71 & 72 - Leisure & Hospitality	81 - Other Services	92 - Public Administration	99 - Unclassified	
Total	M	18	0	0	0	0	0	0	0	0	0	0	0	0	0	0	14	0
	F	13	0	0	0	0	0	0	0	0	0	0	0	0	0	0	12	0
Laramie	M	13	0	0	0	0	0	0	0	0	0	0	0	0	0	0	11	0
	F	10	0	0	0	0	0	0	0	0	0	0	0	0	0	0	9	0

Appendix Table 2.2: Total Number of Persons Working in Wyoming by Selected Variable, 2016

Occupation: 193091 : Anthropologists and Archeologists

County		Total	11 - Agriculture, Forestry, Fishing, & Hunting	21 - Mining	23 - Construction	31,32 &,33 - Manufacturing	42,48,49 &,22 - Wholesale Trade, Transportation, Utilities, & Warehousing	44 & 45 - Retail Trade	51 - Information	52 & 53 - Financial Activities	54 & 55 - Professional & Business Services	61 - Educational Services	62 - Health Services	71 & 72 - Leisure & Hospitality	81 - Other Services	92 - Public Administration	99 - Unclassified	
Total	M	11	0	0	0	0	0	0	0	0	0	0	0	0	0	0	10	0
	F	9	0	0	0	0	0	0	0	0	0	0	0	0	0	0	7	0
Albany	M	11	0	0	0	0	0	0	0	0	0	0	0	0	0	0	10	0
	F	6	0	0	0	0	0	0	0	0	0	0	0	0	0	0	6	0

Appendix Table 2.2: Total Number of Persons Working in Wyoming by Selected Variable, 2016

Occupation: 194041 : Geological and Petroleum Technicians

County		Total	11 - Agriculture, Forestry, Fishing, & Hunting	21 - Mining	23 - Construction	31,32 &,33 - Manufacturing	42,48,49 &,22 - Wholesale Trade, Transportation, Utilities, & Warehousing	44 & 45 - Retail Trade	51 - Information	52 & 53 - Financial Activities	54 & 55 - Professional & Business Services	61 - Educational Services	62 - Health Services	71 & 72 - Leisure & Hospitality	81 - Other Services	92 - Public Administration	99 - Unclassified
Total	M	46	0	0	0	0	0	0	0	0	0	0	0	0	0	0	0
	F	7	0	0	0	0	0	0	0	0	0	0	0	0	0	0	0

Appendix Table 2.2: Total Number of Persons Working in Wyoming by Selected Variable, 2016

Occupation: 194091 : Environmental Science and Protection Technicians, Including Health

County		Total	11 - Agriculture, Forestry, Fishing, & Hunting	21 - Mining	23 - Construction	31,32 &,33 - Manufacturing	42,48,49 &,22 - Wholesale Trade, Transportation, Utilities, & Warehousing	44 & 45 - Retail Trade	51 - Information	52 & 53 - Financial Activities	54 & 55 - Professional & Business Services	61 - Educational Services	62 - Health Services	71 & 72 - Leisure & Hospitality	81 - Other Services	92 - Public Administration	99 - Unclassified
Total	M	33	0	0	0	0	0	0	0	0	8	0	0	0	0	22	0
	F	25	0	0	0	0	0	0	0	0	6	0	0	0	0	16	0

Appendix Table 2.2: Total Number of Persons Working in Wyoming by Selected Variable, 2016

Occupation: 194092 : Forensic Science Technicians

County		Total	11 - Agriculture, Forestry, Fishing, & Hunting	21 - Mining	23 - Construction	31,32 &,33 - Manufacturing	42,48,49 &,22 - Wholesale Trade, Transportation, Utilities, & Warehousing	44 & 45 - Retail Trade	51 - Information	52 & 53 - Financial Activities	54 & 55 - Professional & Business Services	61 - Educational Services	62 - Health Services	71 & 72 - Leisure & Hospitality	81 - Other Services	92 - Public Administration	99 - Unclassified	
Total	M	13	0	0	0	0	0	0	0	0	0	0	0	0	0	0	12	0
	F	33	0	0	0	0	0	0	0	0	0	0	0	0	0	0	32	0
Laramie	M	13	0	0	0	0	0	0	0	0	0	0	0	0	0	0	12	0
	F	30	0	0	0	0	0	0	0	0	0	0	0	0	0	0	29	0

Appendix Table 2.2: Total Number of Persons Working in Wyoming by Selected Variable, 2016

Occupation: 194099 : Life, Physical, and Social Science Technicians, All Other

County		Total	11 - Agriculture, Forestry, Fishing, & Hunting	21 - Mining	23 - Construction	31,32 &,33 - Manufacturing	42,48,49 &,22 - Wholesale Trade, Transportation, Utilities, & Warehousing	44 & 45 - Retail Trade	51 - Information	52 & 53 - Financial Activities	54 & 55 - Professional & Business Services	61 - Educational Services	62 - Health Services	71 & 72 - Leisure & Hospitality	81 - Other Services	92 - Public Administration	99 - Unclassified
Total	M	5	0	0	0	0	0	0	0	0	0	0	0	0	0	0	0
	F	5	0	0	0	0	0	0	0	0	0	0	0	0	0	0	0

Appendix Table 2.2: Total Number of Persons Working in Wyoming by Selected Variable, 2016

Occupation: 211011 : Substance Abuse and Behavioral Disorder Counselors

County		Total	11 - Agriculture, Forestry, Fishing, & Hunting	21 - Mining	23 - Construction	31,32 &,33 - Manufacturing	42,48,49 &,22 - Wholesale Trade, Transportation, Utilities, & Warehousing	44 & 45 - Retail Trade	51 - Information	52 & 53 - Financial Activities	54 & 55 - Professional & Business Services	61 - Educational Services	62 - Health Services	71 & 72 - Leisure & Hospitality	81 - Other Services	92 - Public Administration	99 - Unclassified
Total	M	106	0	0	0	0	0	0	0	0	0	7	74	5	0	14	0
	F	176	0	0	0	0	0	0	0	0	0	7	136	5	0	17	0
Albany	M	5	0	0	0	0	0	0	0	0	0	0	0	0	0	0	0
	F	5	0	0	0	0	0	0	0	0	0	0	0	0	0	0	0
Campbell	M	5	0	0	0	0	0	0	0	0	0	0	0	0	0	0	0
	F	10	0	0	0	0	0	0	0	0	0	0	0	0	0	0	0
Carbon	M	5	0	0	0	0	0	0	0	0	0	0	0	0	0	0	0
	F	9	0	0	0	0	0	0	0	0	0	0	0	0	0	0	0
Fremont	M	12	0	0	0	0	0	0	0	0	0	0	0	0	0	0	7
	F	14	0	0	0	0	0	0	0	0	0	0	0	0	0	0	7
Laramie	M	15	0	0	0	0	0	0	0	0	0	0	12	0	0	0	0
	F	23	0	0	0	0	0	0	0	0	0	0	20	0	0	0	0
Natrona	M	25	0	0	0	0	0	0	0	0	0	0	17	0	0	0	0
	F	37	0	0	0	0	0	0	0	0	0	0	27	0	0	0	0
Park	M	7	0	0	0	0	0	0	0	0	0	0	7	0	0	0	0
	F	16	0	0	0	0	0	0	0	0	0	0	15	0	0	0	0
Sheridan	M	7	0	0	0	0	0	0	0	0	0	0	0	0	0	0	0
	F	21	0	0	0	0	0	0	0	0	0	0	0	0	0	0	0

Appendix Table 2.2: Total Number of Persons Working in Wyoming by Selected Variable, 2016

Occupation: 211012 : Educational, Guidance, School, and Vocational Counselors

County		Total	11 - Agriculture, Forestry, Fishing, & Hunting	21 - Mining	23 - Construction	31,32 &,33 - Manufacturing	42,48,49 &,22 - Wholesale Trade, Transportation, Utilities, & Warehousing	44 & 45 - Retail Trade	51 - Information	52 & 53 - Financial Activities	54 & 55 - Professional & Business Services	61 - Educational Services	62 - Health Services	71 & 72 - Leisure & Hospitality	81 - Other Services	92 - Public Administration	99 - Unclassified
Total	M	91	0	0	0	0	0	0	0	0	0	83	0	0	0	0	0
	F	321	0	0	0	0	0	0	0	0	0	296	0	0	0	0	0
Albany	M	6	0	0	0	0	0	0	0	0	0	5	0	0	0	0	0
	F	31	0	0	0	0	0	0	0	0	0	29	0	0	0	0	0
Campbell	M	11	0	0	0	0	0	0	0	0	0	10	0	0	0	0	0
	F	37	0	0	0	0	0	0	0	0	0	35	0	0	0	0	0
Fremont	M	16	0	0	0	0	0	0	0	0	0	15	0	0	0	0	0
	F	52	0	0	0	0	0	0	0	0	0	49	0	0	0	0	0
Laramie	M	9	0	0	0	0	0	0	0	0	0	6	0	0	0	0	0
	F	12	0	0	0	0	0	0	0	0	0	10	0	0	0	0	0
Natrona	M	5	0	0	0	0	0	0	0	0	0	0	0	0	0	0	0
	F	21	0	0	0	0	0	0	0	0	0	0	0	0	0	0	0
Sheridan	M	6	0	0	0	0	0	0	0	0	0	6	0	0	0	0	0
	F	13	0	0	0	0	0	0	0	0	0	13	0	0	0	0	0
Uinta	M	8	0	0	0	0	0	0	0	0	0	7	0	0	0	0	0
	F	16	0	0	0	0	0	0	0	0	0	14	0	0	0	0	0

Appendix Table 2.2: Total Number of Persons Working in Wyoming by Selected Variable, 2016

Occupation: 211013 : Marriage and Family Therapists

County		Total	11 - Agriculture, Forestry, Fishing, & Hunting	21 - Mining	23 - Construction	31,32 &,33 - Manufacturing	42,48,49 &,22 - Wholesale Trade, Transportation, Utilities, & Warehousing	44 & 45 - Retail Trade	51 - Information	52 & 53 - Financial Activities	54 & 55 - Professional & Business Services	61 - Educational Services	62 - Health Services	71 & 72 - Leisure & Hospitality	81 - Other Services	92 - Public Administration	99 - Unclassified
Total	M	41	0	0	0	0	0	0	0	0	0	5	27	0	0	5	0
	F	74	0	0	0	0	0	0	0	0	0	7	52	0	0	8	0
Laramie	M	9	0	0	0	0	0	0	0	0	0	0	0	0	0	0	0
	F	23	0	0	0	0	0	0	0	0	0	0	0	0	0	0	0

Appendix Table 2.2: Total Number of Persons Working in Wyoming by Selected Variable, 2016

Occupation: 211014 : Mental Health Counselors

County		Total	11 - Agriculture, Forestry, Fishing, & Hunting	21 - Mining	23 - Construction	31,32 &,33 - Manufacturing	42,48,49 &,22 - Wholesale Trade, Transportation, Utilities, & Warehousing	44 & 45 - Retail Trade	51 - Information	52 & 53 - Financial Activities	54 & 55 - Professional & Business Services	61 - Educational Services	62 - Health Services	71 & 72 - Leisure & Hospitality	81 - Other Services	92 - Public Administration	99 - Unclassified
Total	M	16	0	0	0	0	0	0	0	0	0	0	5	0	0	9	0
	F	34	0	0	0	0	0	0	0	0	0	0	11	0	0	18	0
Uinta	M	5	0	0	0	0	0	0	0	0	0	0	0	0	0	0	0
	F	9	0	0	0	0	0	0	0	0	0	0	0	0	0	0	0

Appendix Table 2.2: Total Number of Persons Working in Wyoming by Selected Variable, 2016

Occupation: 211015 : Rehabilitation Counselors

County		Total	11 - Agriculture, Forestry, Fishing, & Hunting	21 - Mining	23 - Construction	31,32 &,33 - Manufacturing	42,48,49 &,22 - Wholesale Trade, Transportation, Utilities, & Warehousing	44 & 45 - Retail Trade	51 - Information	52 & 53 - Financial Activities	54 & 55 - Professional & Business Services	61 - Educational Services	62 - Health Services	71 & 72 - Leisure & Hospitality	81 - Other Services	92 - Public Administration	99 - Unclassified	
Total	M	27	0	0	0	0	0	0	0	0	0	0	0	0	0	0	16	0
	F	93	0	0	0	0	0	0	0	0	0	0	0	0	0	0	58	0
Laramie	M	6	0	0	0	0	0	0	0	0	0	0	0	0	0	0	0	0
	F	15	0	0	0	0	0	0	0	0	0	0	0	0	0	0	0	0
Uinta	M	6	0	0	0	0	0	0	0	0	0	0	0	0	0	0	5	0
	F	8	0	0	0	0	0	0	0	0	0	0	0	0	0	0	5	0

Appendix Table 2.2: Total Number of Persons Working in Wyoming by Selected Variable, 2016

Occupation: 211019 : Counselors, All Other

County		Total	11 - Agriculture, Forestry, Fishing, & Hunting	21 - Mining	23 - Construction	31,32 &,33 - Manufacturing	42,48,49 &,22 - Wholesale Trade, Transportation, Utilities, & Warehousing	44 & 45 - Retail Trade	51 - Information	52 & 53 - Financial Activities	54 & 55 - Professional & Business Services	61 - Educational Services	62 - Health Services	71 & 72 - Leisure & Hospitality	81 - Other Services	92 - Public Administration	99 - Unclassified
Total	M	97	0	0	0	0	0	0	0	0	0	11	74	0	0	0	0
	F	318	0	0	0	0	0	0	0	0	0	50	238	0	0	0	0
Albany	M	18	0	0	0	0	0	0	0	0	0	7	11	0	0	0	0
	F	60	0	0	0	0	0	0	0	0	0	20	38	0	0	0	0
Carbon	M	5	0	0	0	0	0	0	0	0	0	0	0	0	0	0	0
	F	5	0	0	0	0	0	0	0	0	0	0	0	0	0	0	0
Laramie	M	14	0	0	0	0	0	0	0	0	0	0	11	0	0	0	0
	F	54	0	0	0	0	0	0	0	0	0	0	43	0	0	0	0
Natrona	M	17	0	0	0	0	0	0	0	0	0	0	16	0	0	0	0
	F	48	0	0	0	0	0	0	0	0	0	0	41	0	0	0	0
Park	M	7	0	0	0	0	0	0	0	0	0	0	5	0	0	0	0
	F	22	0	0	0	0	0	0	0	0	0	0	17	0	0	0	0
Teton	M	5	0	0	0	0	0	0	0	0	0	0	5	0	0	0	0
	F	12	0	0	0	0	0	0	0	0	0	0	8	0	0	0	0

Appendix Table 2.2: Total Number of Persons Working in Wyoming by Selected Variable, 2016

Occupation: 211021 : Child, Family, and School Social Workers

County		Total	11 - Agriculture, Forestry, Fishing, & Hunting	21 - Mining	23 - Construction	31,32 &,33 - Manufacturing	42,48,49 &,22 - Wholesale Trade, Transportation, Utilities, & Warehousing	44 & 45 - Retail Trade	51 - Information	52 & 53 - Financial Activities	54 & 55 - Professional & Business Services	61 - Educational Services	62 - Health Services	71 & 72 - Leisure & Hospitality	81 - Other Services	92 - Public Administration	99 - Unclassified
Total	M	143	0	0	0	0	0	0	0	0	0	8	13	0	0	106	0
	F	542	0	0	0	0	0	0	0	0	0	64	57	0	0	383	0
Albany	M	9	0	0	0	0	0	0	0	0	0	0	0	0	0	7	0
	F	24	0	0	0	0	0	0	0	0	0	0	0	0	0	18	0
Campbell	M	12	0	0	0	0	0	0	0	0	0	0	0	0	0	9	0
	F	50	0	0	0	0	0	0	0	0	0	0	0	0	0	31	0
Fremont	M	13	0	0	0	0	0	0	0	0	0	0	0	0	0	8	0
	F	37	0	0	0	0	0	0	0	0	0	0	0	0	0	24	0
Goshen	M	7	0	0	0	0	0	0	0	0	0	0	0	0	0	5	0
	F	19	0	0	0	0	0	0	0	0	0	0	0	0	0	14	0
Laramie	M	17	0	0	0	0	0	0	0	0	0	0	0	0	0	9	0
	F	96	0	0	0	0	0	0	0	0	0	0	0	0	0	62	0
Natrona	M	16	0	0	0	0	0	0	0	0	0	0	0	0	0	11	0
	F	85	0	0	0	0	0	0	0	0	0	0	0	0	0	65	0
Park	M	8	0	0	0	0	0	0	0	0	0	0	0	0	0	7	0
	F	19	0	0	0	0	0	0	0	0	0	0	0	0	0	16	0
Platte	M	6	0	0	0	0	0	0	0	0	0	0	0	0	0	5	0
	F	9	0	0	0	0	0	0	0	0	0	0	0	0	0	8	0
Sheridan	M	7	0	0	0	0	0	0	0	0	0	0	0	0	0	6	0
	F	31	0	0	0	0	0	0	0	0	0	0	0	0	0	18	0
Sweetwater	M	13	0	0	0	0	0	0	0	0	0	0	0	0	0	6	0
	F	41	0	0	0	0	0	0	0	0	0	0	0	0	0	26	0
Teton	M	5	0	0	0	0	0	0	0	0	0	0	0	0	0	5	0
	F	14	0	0	0	0	0	0	0	0	0	0	0	0	0	7	0
Uinta	M	11	0	0	0	0	0	0	0	0	0	0	0	0	0	9	0
	F	37	0	0	0	0	0	0	0	0	0	0	0	0	0	30	0
Washakie	M	7	0	0	0	0	0	0	0	0	0	0	0	0	0	7	0
	F	10	0	0	0	0	0	0	0	0	0	0	0	0	0	7	0

Appendix Table 2.2: Total Number of Persons Working in Wyoming by Selected Variable, 2016

Occupation: 211029 : Social Workers, All Other

County		Total	11 - Agriculture, Forestry, Fishing, & Hunting	21 - Mining	23 - Construction	31,32 &,33 - Manufacturing	42,48,49 &,22 - Wholesale Trade, Transportation, Utilities, & Warehousing	44 & 45 - Retail Trade	51 - Information	52 & 53 - Financial Activities	54 & 55 - Professional & Business Services	61 - Educational Services	62 - Health Services	71 & 72 - Leisure & Hospitality	81 - Other Services	92 - Public Administration	99 - Unclassified
Total	M	201	0	0	0	0	0	0	0	0	0	12	96	0	0	82	0
	F	707	0	0	0	0	0	0	0	0	0	58	437	0	0	158	0
Albany	M	9	0	0	0	0	0	0	0	0	0	5	0	0	0	0	0
	F	54	0	0	0	0	0	0	0	0	0	16	0	0	0	0	0
Carbon	M	16	0	0	0	0	0	0	0	0	0	0	7	0	0	9	0
	F	43	0	0	0	0	0	0	0	0	0	0	13	0	0	28	0
Fremont	M	18	0	0	0	0	0	0	0	0	0	0	0	0	0	15	0
	F	36	0	0	0	0	0	0	0	0	0	0	0	0	0	16	0
Goshen	M	18	0	0	0	0	0	0	0	0	0	0	0	0	0	13	0
	F	31	0	0	0	0	0	0	0	0	0	0	0	0	0	21	0
Laramie	M	33	0	0	0	0	0	0	0	0	0	0	17	0	0	15	0
	F	174	0	0	0	0	0	0	0	0	0	0	121	0	0	24	0
Natrona	M	25	0	0	0	0	0	0	0	0	0	0	17	0	0	0	0
	F	123	0	0	0	0	0	0	0	0	0	0	95	0	0	0	0
Park	M	7	0	0	0	0	0	0	0	0	0	0	5	0	0	0	0
	F	28	0	0	0	0	0	0	0	0	0	0	20	0	0	0	0
Sheridan	M	13	0	0	0	0	0	0	0	0	0	0	11	0	0	0	0
	F	41	0	0	0	0	0	0	0	0	0	0	29	0	0	0	0
Sweetwater	M	13	0	0	0	0	0	0	0	0	0	0	11	0	0	0	0
	F	29	0	0	0	0	0	0	0	0	0	0	25	0	0	0	0
Teton	M	8	0	0	0	0	0	0	0	0	0	0	6	0	0	0	0
	F	29	0	0	0	0	0	0	0	0	0	0	25	0	0	0	0
Uinta	M	16	0	0	0	0	0	0	0	0	0	0	8	0	0	6	0
	F	25	0	0	0	0	0	0	0	0	0	0	8	0	0	16	0
Weston	M	7	0	0	0	0	0	0	0	0	0	0	0	0	0	7	0
	F	16	0	0	0	0	0	0	0	0	0	0	0	0	0	13	0

Appendix Table 2.2: Total Number of Persons Working in Wyoming by Selected Variable, 2016

Occupation: 211091 : Health Educators

County		Total	11 - Agriculture, Forestry, Fishing, & Hunting	21 - Mining	23 - Construction	31,32 &,33 - Manufacturing	42,48,49 &,22 - Wholesale Trade, Transportation, Utilities, & Warehousing	44 & 45 - Retail Trade	51 - Information	52 & 53 - Financial Activities	54 & 55 - Professional & Business Services	61 - Educational Services	62 - Health Services	71 & 72 - Leisure & Hospitality	81 - Other Services	92 - Public Administration	99 - Unclassified	
Total	M	54	0	0	0	0	0	0	0	0	0	0	0	0	0	0	46	0
	F	226	0	0	0	0	0	0	0	0	0	0	0	0	0	0	195	0
Laramie	M	37	0	0	0	0	0	0	0	0	0	0	0	0	0	0	32	0
	F	146	0	0	0	0	0	0	0	0	0	0	0	0	0	0	129	0

Appendix Table 2.2: Total Number of Persons Working in Wyoming by Selected Variable, 2016

Occupation: 211092 : Probation Officers and Correctional Treatment Specialists

County		Total	11 - Agriculture, Forestry, Fishing, & Hunting	21 - Mining	23 - Construction	31,32 &,33 - Manufacturing	42,48,49 &,22 - Wholesale Trade, Transportation, Utilities, & Warehousing	44 & 45 - Retail Trade	51 - Information	52 & 53 - Financial Activities	54 & 55 - Professional & Business Services	61 - Educational Services	62 - Health Services	71 & 72 - Leisure & Hospitality	81 - Other Services	92 - Public Administration	99 - Unclassified
Total	M	153	0	0	0	0	0	0	0	0	0	0	5	0	0	133	0
	F	269	0	0	0	0	0	0	0	0	0	0	17	0	0	233	0
Campbell	M	10	0	0	0	0	0	0	0	0	0	0	0	0	0	10	0
	F	22	0	0	0	0	0	0	0	0	0	0	0	0	0	22	0
Carbon	M	16	0	0	0	0	0	0	0	0	0	0	0	0	0	12	0
	F	18	0	0	0	0	0	0	0	0	0	0	0	0	0	16	0
Fremont	M	16	0	0	0	0	0	0	0	0	0	0	0	0	0	13	0
	F	26	0	0	0	0	0	0	0	0	0	0	0	0	0	23	0
Laramie	M	24	0	0	0	0	0	0	0	0	0	0	0	0	0	23	0
	F	51	0	0	0	0	0	0	0	0	0	0	0	0	0	46	0
Natrona	M	19	0	0	0	0	0	0	0	0	0	0	0	0	0	16	0
	F	44	0	0	0	0	0	0	0	0	0	0	0	0	0	32	0
Sheridan	M	6	0	0	0	0	0	0	0	0	0	0	0	0	0	6	0
	F	9	0	0	0	0	0	0	0	0	0	0	0	0	0	8	0
Sweetwater	M	8	0	0	0	0	0	0	0	0	0	0	0	0	0	7	0
	F	23	0	0	0	0	0	0	0	0	0	0	0	0	0	19	0
Uinta	M	8	0	0	0	0	0	0	0	0	0	0	0	0	0	0	0
	F	5	0	0	0	0	0	0	0	0	0	0	0	0	0	0	0

Appendix Table 2.2: Total Number of Persons Working in Wyoming by Selected Variable, 2016

Occupation: 211093 : Social and Human Service Assistants

County		Total	11 - Agriculture, Forestry, Fishing, & Hunting	21 - Mining	23 - Construction	31,32 &,33 - Manufacturing	42,48,49 &,22 - Wholesale Trade, Transportation, Utilities, & Warehousing	44 & 45 - Retail Trade	51 - Information	52 & 53 - Financial Activities	54 & 55 - Professional & Business Services	61 - Educational Services	62 - Health Services	71 & 72 - Leisure & Hospitality	81 - Other Services	92 - Public Administration	99 - Unclassified
Total	M	220	0	0	0	0	6	9	0	0	7	0	24	0	0	143	0
	F	302	0	0	0	0	5	11	0	0	13	0	59	0	0	183	0
Fremont	M	5	0	0	0	0	0	0	0	0	0	0	0	0	0	0	0
	F	14	0	0	0	0	0	0	0	0	0	0	0	0	0	0	0
Goshen	M	27	0	0	0	0	0	0	0	0	0	0	5	0	0	22	0
	F	24	0	0	0	0	0	0	0	0	0	0	8	0	0	14	0
Laramie	M	15	0	0	0	0	0	0	0	0	0	0	0	0	0	0	0
	F	19	0	0	0	0	0	0	0	0	0	0	0	0	0	0	0
Natrona	M	6	0	0	0	0	0	0	0	0	0	0	0	0	0	0	0
	F	23	0	0	0	0	0	0	0	0	0	0	0	0	0	0	0
Platte	M	27	0	0	0	0	0	0	0	0	0	0	0	0	0	21	0
	F	22	0	0	0	0	0	0	0	0	0	0	0	0	0	17	0
Sheridan	M	21	0	0	0	0	0	0	0	0	0	0	6	0	0	11	0
	F	96	0	0	0	0	0	0	0	0	0	0	13	0	0	73	0
Washakie	M	69	0	0	0	0	0	0	0	0	0	0	0	0	0	57	0
	F	13	0	0	0	0	0	0	0	0	0	0	0	0	0	8	0

Appendix Table 2.2: Total Number of Persons Working in Wyoming by Selected Variable, 2016

Occupation: 211099 : Community and Social Service Specialists, All Other

County		Total	11 - Agriculture, Forestry, Fishing, & Hunting	21 - Mining	23 - Construction	31,32 &,33 - Manufacturing	42,48,49 &,22 - Wholesale Trade, Transportation, Utilities, & Warehousing	44 & 45 - Retail Trade	51 - Information	52 & 53 - Financial Activities	54 & 55 - Professional & Business Services	61 - Educational Services	62 - Health Services	71 & 72 - Leisure & Hospitality	81 - Other Services	92 - Public Administration	99 - Unclassified	
Total	M	12	0	0	0	0	0	0	0	0	0	0	0	0	0	0	10	0
	F	65	0	0	0	0	0	0	0	0	0	0	0	0	0	0	46	0
Laramie	M	5	0	0	0	0	0	0	0	0	0	0	0	0	0	0	0	0
	F	19	0	0	0	0	0	0	0	0	0	0	0	0	0	0	0	0

Appendix Table 2.2: Total Number of Persons Working in Wyoming by Selected Variable, 2016

Occupation: 231011 : Lawyers

County		Total	11 - Agriculture, Forestry, Fishing, & Hunting	21 - Mining	23 - Construction	31,32 &,33 - Manufacturing	42,48,49 &,22 - Wholesale Trade, Transportation, Utilities, & Warehousing	44 & 45 - Retail Trade	51 - Information	52 & 53 - Financial Activities	54 & 55 - Professional & Business Services	61 - Educational Services	62 - Health Services	71 & 72 - Leisure & Hospitality	81 - Other Services	92 - Public Administration	99 - Unclassified
Total	M	239	0	0	0	0	0	0	0	0	37	0	0	0	0	192	0
	F	147	0	0	0	0	0	0	0	0	23	0	0	0	0	115	0
Albany	M	13	0	0	0	0	0	0	0	0	0	0	0	0	0	10	0
	F	11	0	0	0	0	0	0	0	0	0	0	0	0	0	9	0
Laramie	M	129	0	0	0	0	0	0	0	0	15	0	0	0	0	109	0
	F	101	0	0	0	0	0	0	0	0	16	0	0	0	0	80	0
Natrona	M	30	0	0	0	0	0	0	0	0	0	0	0	0	0	19	0
	F	10	0	0	0	0	0	0	0	0	0	0	0	0	0	9	0

Appendix Table 2.2: Total Number of Persons Working in Wyoming by Selected Variable, 2016

Occupation: 232011 : Paralegals and Legal Assistants

County		Total	11 - Agriculture, Forestry, Fishing, & Hunting	21 - Mining	23 - Construction	31,32 &,33 - Manufacturing	42,48,49 &,22 - Wholesale Trade, Transportation, Utilities, & Warehousing	44 & 45 - Retail Trade	51 - Information	52 & 53 - Financial Activities	54 & 55 - Professional & Business Services	61 - Educational Services	62 - Health Services	71 & 72 - Leisure & Hospitality	81 - Other Services	92 - Public Administration	99 - Unclassified	
Total	M	12	0	0	0	0	0	0	0	0	7	0	0	0	0	0	5	0
	F	157	0	0	0	0	0	0	0	0	31	0	0	0	0	0	114	0
Laramie	M	6	0	0	0	0	0	0	0	0	0	0	0	0	0	0	0	0
	F	71	0	0	0	0	0	0	0	0	0	0	0	0	0	0	0	0

Appendix Table 2.2: Total Number of Persons Working in Wyoming by Selected Variable, 2016

Occupation: 232093 : Title Examiners, Abstractors, and Searchers

County		Total	11 - Agriculture, Forestry, Fishing, & Hunting	21 - Mining	23 - Construction	31,32 &,33 - Manufacturing	42,48,49 &,22 - Wholesale Trade, Transportation, Utilities, & Warehousing	44 & 45 - Retail Trade	51 - Information	52 & 53 - Financial Activities	54 & 55 - Professional & Business Services	61 - Educational Services	62 - Health Services	71 & 72 - Leisure & Hospitality	81 - Other Services	92 - Public Administration	99 - Unclassified	
Total	M	21	0	0	0	0	0	0	0	0	0	0	0	0	0	0	19	0
	F	38	0	0	0	0	0	0	0	0	0	0	0	0	0	0	24	0
Laramie	M	17	0	0	0	0	0	0	0	0	0	0	0	0	0	0	17	0
	F	26	0	0	0	0	0	0	0	0	0	0	0	0	0	0	20	0

Appendix Table 2.2: Total Number of Persons Working in Wyoming by Selected Variable, 2016

Occupation: 252011 : Preschool Teachers, Except Special Education

County		Total	Occupation: 252011 : Preschool Teachers, Except Special Education																
			11 - Agriculture, Forestry, Fishing, & Hunting	21 - Mining	23 - Construction	31,32 &,33 - Manufacturing	42,48,49 &,22 - Wholesale Trade, Transportation, Utilities, & Warehousing	44 & 45 - Retail Trade	51 - Information	52 & 53 - Financial Activities	54 & 55 - Professional & Business Services	61 - Educational Services	62 - Health Services	71 & 72 - Leisure & Hospitality	81 - Other Services	92 - Public Administration	99 - Unclassified		
Total	M	5	0	0	0	0	0	0	0	0	0	0	0	0	0	0	0	0	
	F	26	0	0	0	0	0	0	0	0	0	0	0	0	0	0	0	0	

Appendix Table 2.2: Total Number of Persons Working in Wyoming by Selected Variable, 2016

Occupation: 252012 : Kindergarten Teachers, Except Special Education

County		Total	11 - Agriculture, Forestry, Fishing, & Hunting	21 - Mining	23 - Construction	31,32 &,33 - Manufacturing	42,48,49 &,22 - Wholesale Trade, Transportation, Utilities, & Warehousing	44 & 45 - Retail Trade	51 - Information	52 & 53 - Financial Activities	54 & 55 - Professional & Business Services	61 - Educational Services	62 - Health Services	71 & 72 - Leisure & Hospitality	81 - Other Services	92 - Public Administration	99 - Unclassified
Total	M	33	0	0	0	0	0	0	0	0	0	30	0	0	0	0	0
	F	671	0	0	0	0	0	0	0	0	0	654	0	0	0	0	0
Natrona	M	5	0	0	0	0	0	0	0	0	0	0	0	0	0	0	0
	F	82	0	0	0	0	0	0	0	0	0	0	0	0	0	0	0

Appendix Table 2.2: Total Number of Persons Working in Wyoming by Selected Variable, 2016

Occupation: 252021 : Elementary School Teachers, Except Special Education

County		Total	11 - Agriculture, Forestry, Fishing, & Hunting	21 - Mining	23 - Construction	31,32 &,33 - Manufacturing	42,48,49 &,22 - Wholesale Trade, Transportation, Utilities, & Warehousing	44 & 45 - Retail Trade	51 - Information	52 & 53 - Financial Activities	54 & 55 - Professional & Business Services	61 - Educational Services	62 - Health Services	71 & 72 - Leisure & Hospitality	81 - Other Services	92 - Public Administration	99 - Unclassified
Total	M	522	0	0	0	0	0	5	0	0	5	492	5	0	0	0	0
	F	2,899	0	0	0	0	0	18	0	0	7	2,792	39	0	0	0	0
Albany	M	35	0	0	0	0	0	0	0	0	0	31	0	0	0	0	0
	F	163	0	0	0	0	0	0	0	0	0	157	0	0	0	0	0
Big Horn	M	19	0	0	0	0	0	0	0	0	0	19	0	0	0	0	0
	F	73	0	0	0	0	0	0	0	0	0	72	0	0	0	0	0
Campbell	M	42	0	0	0	0	0	0	0	0	0	38	0	0	0	0	0
	F	368	0	0	0	0	0	0	0	0	0	354	0	0	0	0	0
Carbon	M	18	0	0	0	0	0	0	0	0	0	18	0	0	0	0	0
	F	108	0	0	0	0	0	0	0	0	0	105	0	0	0	0	0
Converse	M	24	0	0	0	0	0	0	0	0	0	22	0	0	0	0	0
	F	105	0	0	0	0	0	0	0	0	0	101	0	0	0	0	0
Crook	M	5	0	0	0	0	0	0	0	0	0	5	0	0	0	0	0
	F	54	0	0	0	0	0	0	0	0	0	54	0	0	0	0	0
Fremont	M	50	0	0	0	0	0	0	0	0	0	47	0	0	0	0	0
	F	250	0	0	0	0	0	0	0	0	0	243	0	0	0	0	0
Goshen	M	13	0	0	0	0	0	0	0	0	0	13	0	0	0	0	0
	F	54	0	0	0	0	0	0	0	0	0	53	0	0	0	0	0
Hot Springs	M	7	0	0	0	0	0	0	0	0	0	7	0	0	0	0	0
	F	40	0	0	0	0	0	0	0	0	0	38	0	0	0	0	0
Johnson	M	6	0	0	0	0	0	0	0	0	0	6	0	0	0	0	0
	F	49	0	0	0	0	0	0	0	0	0	46	0	0	0	0	0
Laramie	M	25	0	0	0	0	0	0	0	0	0	21	0	0	0	0	0
	F	104	0	0	0	0	0	0	0	0	0	98	0	0	0	0	0
Lincoln	M	27	0	0	0	0	0	0	0	0	0	26	0	0	0	0	0
	F	104	0	0	0	0	0	0	0	0	0	102	0	0	0	0	0
Natrona	M	38	0	0	0	0	0	0	0	0	0	35	0	0	0	0	0
	F	319	0	0	0	0	0	0	0	0	0	299	0	0	0	0	0
Park	M	22	0	0	0	0	0	0	0	0	0	21	0	0	0	0	0
	F	143	0	0	0	0	0	0	0	0	0	137	0	0	0	0	0
Platte	M	8	0	0	0	0	0	0	0	0	0	7	0	0	0	0	0
	F	54	0	0	0	0	0	0	0	0	0	52	0	0	0	0	0
Sheridan	M	36	0	0	0	0	0	0	0	0	0	33	0	0	0	0	0
	F	200	0	0	0	0	0	0	0	0	0	190	0	0	0	0	0
Sublette	M	12	0	0	0	0	0	0	0	0	0	9	0	0	0	0	0
	F	65	0	0	0	0	0	0	0	0	0	62	0	0	0	0	0
Sweetwater	M	48	0	0	0	0	0	0	0	0	0	48	0	0	0	0	0
	F	232	0	0	0	0	0	0	0	0	0	230	0	0	0	0	0
Teton	M	22	0	0	0	0	0	0	0	0	0	21	0	0	0	0	0
	F	103	0	0	0	0	0	0	0	0	0	98	0	0	0	0	0
Uinta	M	45	0	0	0	0	0	0	0	0	0	45	0	0	0	0	0
	F	185	0	0	0	0	0	0	0	0	0	179	0	0	0	0	0
Washakie	M	11	0	0	0	0	0	0	0	0	0	11	0	0	0	0	0
	F	54	0	0	0	0	0	0	0	0	0	52	0	0	0	0	0
Weston	M	8	0	0	0	0	0	0	0	0	0	8	0	0	0	0	0
	F	37	0	0	0	0	0	0	0	0	0	36	0	0	0	0	0

Appendix Table 2.2: Total Number of Persons Working in Wyoming by Selected Variable, 2016

Occupation: 252022 : Middle School Teachers, Except Special and Career/Technical Educa

County		Total	11 - Agriculture, Forestry, Fishing, & Hunting	21 - Mining	23 - Construction	31,32 &,33 - Manufacturing	42,48,49 &,22 - Wholesale Trade, Transportation, Utilities, & Warehousing	44 & 45 - Retail Trade	51 - Information	52 & 53 - Financial Activities	54 & 55 - Professional & Business Services	61 - Educational Services	62 - Health Services	71 & 72 - Leisure & Hospitality	81 - Other Services	92 - Public Administration	99 - Unclassified
Total	M	680	0	0	0	0	0	0	0	0	0	643	5	7	0	0	0
	F	994	0	0	0	0	0	0	0	0	0	956	10	5	0	0	0
Albany	M	34	0	0	0	0	0	0	0	0	0	31	0	0	0	0	0
	F	71	0	0	0	0	0	0	0	0	0	66	0	0	0	0	0
Big Horn	M	30	0	0	0	0	0	0	0	0	0	29	0	0	0	0	0
	F	28	0	0	0	0	0	0	0	0	0	28	0	0	0	0	0
Campbell	M	48	0	0	0	0	0	0	0	0	0	45	0	0	0	0	0
	F	109	0	0	0	0	0	0	0	0	0	106	0	0	0	0	0
Carbon	M	23	0	0	0	0	0	0	0	0	0	23	0	0	0	0	0
	F	48	0	0	0	0	0	0	0	0	0	46	0	0	0	0	0
Converse	M	27	0	0	0	0	0	0	0	0	0	25	0	0	0	0	0
	F	33	0	0	0	0	0	0	0	0	0	32	0	0	0	0	0
Crook	M	10	0	0	0	0	0	0	0	0	0	10	0	0	0	0	0
	F	24	0	0	0	0	0	0	0	0	0	23	0	0	0	0	0
Fremont	M	91	0	0	0	0	0	0	0	0	0	86	0	0	0	0	0
	F	107	0	0	0	0	0	0	0	0	0	99	0	0	0	0	0
Goshen	M	20	0	0	0	0	0	0	0	0	0	18	0	0	0	0	0
	F	23	0	0	0	0	0	0	0	0	0	23	0	0	0	0	0
Hot Springs	M	10	0	0	0	0	0	0	0	0	0	9	0	0	0	0	0
	F	16	0	0	0	0	0	0	0	0	0	16	0	0	0	0	0
Johnson	M	11	0	0	0	0	0	0	0	0	0	11	0	0	0	0	0
	F	12	0	0	0	0	0	0	0	0	0	12	0	0	0	0	0
Laramie	M	27	0	0	0	0	0	0	0	0	0	24	0	0	0	0	0
	F	43	0	0	0	0	0	0	0	0	0	42	0	0	0	0	0
Lincoln	M	20	0	0	0	0	0	0	0	0	0	18	0	0	0	0	0
	F	22	0	0	0	0	0	0	0	0	0	21	0	0	0	0	0
Natrona	M	37	0	0	0	0	0	0	0	0	0	36	0	0	0	0	0
	F	78	0	0	0	0	0	0	0	0	0	74	0	0	0	0	0
Niobrara	M	9	0	0	0	0	0	0	0	0	0	9	0	0	0	0	0
	F	10	0	0	0	0	0	0	0	0	0	10	0	0	0	0	0
Park	M	39	0	0	0	0	0	0	0	0	0	38	0	0	0	0	0
	F	42	0	0	0	0	0	0	0	0	0	41	0	0	0	0	0
Platte	M	17	0	0	0	0	0	0	0	0	0	16	0	0	0	0	0
	F	26	0	0	0	0	0	0	0	0	0	26	0	0	0	0	0
Sheridan	M	46	0	0	0	0	0	0	0	0	0	42	0	0	0	0	0
	F	70	0	0	0	0	0	0	0	0	0	68	0	0	0	0	0
Sublette	M	17	0	0	0	0	0	0	0	0	0	17	0	0	0	0	0
	F	31	0	0	0	0	0	0	0	0	0	30	0	0	0	0	0
Sweetwater	M	40	0	0	0	0	0	0	0	0	0	37	0	0	0	0	0
	F	61	0	0	0	0	0	0	0	0	0	60	0	0	0	0	0
Teton	M	31	0	0	0	0	0	0	0	0	0	29	0	0	0	0	0
	F	43	0	0	0	0	0	0	0	0	0	38	0	0	0	0	0
Uinta	M	66	0	0	0	0	0	0	0	0	0	63	0	0	0	0	0
	F	57	0	0	0	0	0	0	0	0	0	56	0	0	0	0	0
Washakie	M	16	0	0	0	0	0	0	0	0	0	16	0	0	0	0	0
	F	18	0	0	0	0	0	0	0	0	0	17	0	0	0	0	0
Weston	M	11	0	0	0	0	0	0	0	0	0	11	0	0	0	0	0
	F	22	0	0	0	0	0	0	0	0	0	22	0	0	0	0	0

Appendix Table 2.2: Total Number of Persons Working in Wyoming by Selected Variable, 2016

Occupation: 252023 : Career/Technical Education Teachers, Middle School

County		Total	11 - Agriculture, Forestry, Fishing, & Hunting	21 - Mining	23 - Construction	31,32 &,33 - Manufacturing	42,48,49 &,22 - Wholesale Trade, Transportation, Utilities, & Warehousing	44 & 45 - Retail Trade	51 - Information	52 & 53 - Financial Activities	54 & 55 - Professional & Business Services	61 - Educational Services	62 - Health Services	71 & 72 - Leisure & Hospitality	81 - Other Services	92 - Public Administration	99 - Unclassified
Total	M	51	0	0	0	0	0	0	0	0	0	50	0	0	0	0	0
	F	74	0	0	0	0	0	0	0	0	0	71	0	0	0	0	0
Fremont	M	6	0	0	0	0	0	0	0	0	0	6	0	0	0	0	0
	F	10	0	0	0	0	0	0	0	0	0	10	0	0	0	0	0
Sheridan	M	5	0	0	0	0	0	0	0	0	0	5	0	0	0	0	0
	F	7	0	0	0	0	0	0	0	0	0	6	0	0	0	0	0
Sweetwater	M	5	0	0	0	0	0	0	0	0	0	5	0	0	0	0	0
	F	11	0	0	0	0	0	0	0	0	0	10	0	0	0	0	0

Appendix Table 2.2: Total Number of Persons Working in Wyoming by Selected Variable, 2016

Occupation: 252031 : Secondary School Teachers, Except Special and Career/Technical Ed

County		Total	11 - Agriculture, Forestry, Fishing, & Hunting	21 - Mining	23 - Construction	31,32 &,33 - Manufacturing	42,48,49 &,22 - Wholesale Trade, Transportation, Utilities, & Warehousing	44 & 45 - Retail Trade	51 - Information	52 & 53 - Financial Activities	54 & 55 - Professional & Business Services	61 - Educational Services	62 - Health Services	71 & 72 - Leisure & Hospitality	81 - Other Services	92 - Public Administration	99 - Unclassified
Total	M	1,030	0	0	0	0	0	15	0	0	9	969	5	0	0	0	0
	F	1,137	0	0	0	0	0	5	0	0	6	1,085	14	0	0	0	0
Albany	M	70	0	0	0	0	0	0	0	0	0	67	0	0	0	0	0
	F	93	0	0	0	0	0	0	0	0	0	86	0	0	0	0	0
Big Horn	M	38	0	0	0	0	0	0	0	0	0	37	0	0	0	0	0
	F	37	0	0	0	0	0	0	0	0	0	37	0	0	0	0	0
Campbell	M	112	0	0	0	0	0	0	0	0	0	107	0	0	0	0	0
	F	166	0	0	0	0	0	0	0	0	0	162	0	0	0	0	0
Carbon	M	53	0	0	0	0	0	0	0	0	0	50	0	0	0	0	0
	F	53	0	0	0	0	0	0	0	0	0	51	0	0	0	0	0
Converse	M	29	0	0	0	0	0	0	0	0	0	29	0	0	0	0	0
	F	31	0	0	0	0	0	0	0	0	0	30	0	0	0	0	0
Crook	M	26	0	0	0	0	0	0	0	0	0	26	0	0	0	0	0
	F	29	0	0	0	0	0	0	0	0	0	29	0	0	0	0	0
Fremont	M	111	0	0	0	0	0	0	0	0	0	103	0	0	0	0	0
	F	89	0	0	0	0	0	0	0	0	0	84	0	0	0	0	0
Goshen	M	26	0	0	0	0	0	0	0	0	0	24	0	0	0	0	0
	F	25	0	0	0	0	0	0	0	0	0	25	0	0	0	0	0
Hot Springs	M	16	0	0	0	0	0	0	0	0	0	16	0	0	0	0	0
	F	12	0	0	0	0	0	0	0	0	0	11	0	0	0	0	0
Johnson	M	22	0	0	0	0	0	0	0	0	0	19	0	0	0	0	0
	F	24	0	0	0	0	0	0	0	0	0	23	0	0	0	0	0
Laramie	M	47	0	0	0	0	0	0	0	0	0	37	0	0	0	0	0
	F	62	0	0	0	0	0	0	0	0	0	52	0	0	0	0	0
Lincoln	M	44	0	0	0	0	0	0	0	0	0	43	0	0	0	0	0
	F	30	0	0	0	0	0	0	0	0	0	30	0	0	0	0	0
Natrona	M	69	0	0	0	0	0	0	0	0	0	62	0	0	0	0	0
	F	102	0	0	0	0	0	0	0	0	0	97	0	0	0	0	0
Niobrara	M	8	0	0	0	0	0	0	0	0	0	8	0	0	0	0	0
	F	22	0	0	0	0	0	0	0	0	0	22	0	0	0	0	0
Park	M	49	0	0	0	0	0	0	0	0	0	45	0	0	0	0	0
	F	40	0	0	0	0	0	0	0	0	0	37	0	0	0	0	0
Platte	M	24	0	0	0	0	0	0	0	0	0	23	0	0	0	0	0
	F	36	0	0	0	0	0	0	0	0	0	35	0	0	0	0	0
Sheridan	M	64	0	0	0	0	0	0	0	0	0	62	0	0	0	0	0
	F	64	0	0	0	0	0	0	0	0	0	61	0	0	0	0	0
Sublette	M	24	0	0	0	0	0	0	0	0	0	22	0	0	0	0	0
	F	28	0	0	0	0	0	0	0	0	0	27	0	0	0	0	0
Sweetwater	M	60	0	0	0	0	0	0	0	0	0	54	0	0	0	0	0
	F	77	0	0	0	0	0	0	0	0	0	75	0	0	0	0	0
Teton	M	25	0	0	0	0	0	0	0	0	0	25	0	0	0	0	0
	F	42	0	0	0	0	0	0	0	0	0	38	0	0	0	0	0
Uinta	M	62	0	0	0	0	0	0	0	0	0	61	0	0	0	0	0
	F	41	0	0	0	0	0	0	0	0	0	41	0	0	0	0	0
Washakie	M	30	0	0	0	0	0	0	0	0	0	30	0	0	0	0	0
	F	21	0	0	0	0	0	0	0	0	0	19	0	0	0	0	0
Weston	M	20	0	0	0	0	0	0	0	0	0	19	0	0	0	0	0
	F	13	0	0	0	0	0	0	0	0	0	13	0	0	0	0	0

Appendix Table 2.2: Total Number of Persons Working in Wyoming by Selected Variable, 2016

Occupation: 252032 : Career/Technical Education Teachers, Secondary School

County		Total	11 - Agriculture, Forestry, Fishing, & Hunting	21 - Mining	23 - Construction	31,32 &,33 - Manufacturing	42,48,49 &,22 - Wholesale Trade, Transportation, Utilities, & Warehousing	44 & 45 - Retail Trade	51 - Information	52 & 53 - Financial Activities	54 & 55 - Professional & Business Services	61 - Educational Services	62 - Health Services	71 & 72 - Leisure & Hospitality	81 - Other Services	92 - Public Administration	99 - Unclassified
Total	M	201	0	0	0	0	0	0	0	0	0	191	0	0	0	0	0
	F	192	0	0	0	0	0	0	0	0	0	180	0	0	0	0	0
Albany	M	7	0	0	0	0	0	0	0	0	0	7	0	0	0	0	0
	F	17	0	0	0	0	0	0	0	0	0	17	0	0	0	0	0
Big Horn	M	11	0	0	0	0	0	0	0	0	0	11	0	0	0	0	0
	F	5	0	0	0	0	0	0	0	0	0	5	0	0	0	0	0
Campbell	M	25	0	0	0	0	0	0	0	0	0	24	0	0	0	0	0
	F	32	0	0	0	0	0	0	0	0	0	30	0	0	0	0	0
Carbon	M	6	0	0	0	0	0	0	0	0	0	5	0	0	0	0	0
	F	6	0	0	0	0	0	0	0	0	0	6	0	0	0	0	0
Fremont	M	17	0	0	0	0	0	0	0	0	0	16	0	0	0	0	0
	F	13	0	0	0	0	0	0	0	0	0	13	0	0	0	0	0
Goshen	M	8	0	0	0	0	0	0	0	0	0	7	0	0	0	0	0
	F	7	0	0	0	0	0	0	0	0	0	7	0	0	0	0	0
Laramie	M	6	0	0	0	0	0	0	0	0	0	6	0	0	0	0	0
	F	15	0	0	0	0	0	0	0	0	0	11	0	0	0	0	0
Lincoln	M	6	0	0	0	0	0	0	0	0	0	6	0	0	0	0	0
	F	9	0	0	0	0	0	0	0	0	0	9	0	0	0	0	0
Natrona	M	14	0	0	0	0	0	0	0	0	0	12	0	0	0	0	0
	F	16	0	0	0	0	0	0	0	0	0	12	0	0	0	0	0
Park	M	8	0	0	0	0	0	0	0	0	0	8	0	0	0	0	0
	F	7	0	0	0	0	0	0	0	0	0	6	0	0	0	0	0
Sheridan	M	14	0	0	0	0	0	0	0	0	0	14	0	0	0	0	0
	F	12	0	0	0	0	0	0	0	0	0	12	0	0	0	0	0
Sublette	M	5	0	0	0	0	0	0	0	0	0	5	0	0	0	0	0
	F	5	0	0	0	0	0	0	0	0	0	5	0	0	0	0	0
Sweetwater	M	13	0	0	0	0	0	0	0	0	0	12	0	0	0	0	0
	F	6	0	0	0	0	0	0	0	0	0	6	0	0	0	0	0
Uinta	M	12	0	0	0	0	0	0	0	0	0	12	0	0	0	0	0
	F	10	0	0	0	0	0	0	0	0	0	10	0	0	0	0	0

Appendix Table 2.2: Total Number of Persons Working in Wyoming by Selected Variable, 2016

Occupation: 252052 : Special Education Teachers, Kindergarten and Elementary School

County		Total	11 - Agriculture, Forestry, Fishing, & Hunting	21 - Mining	23 - Construction	31,32 &,33 - Manufacturing	42,48,49 &,22 - Wholesale Trade, Transportation, Utilities, & Warehousing	44 & 45 - Retail Trade	51 - Information	52 & 53 - Financial Activities	54 & 55 - Professional & Business Services	61 - Educational Services	62 - Health Services	71 & 72 - Leisure & Hospitality	81 - Other Services	92 - Public Administration	99 - Unclassified
Total	M	99	0	0	0	0	0	0	0	0	0	94	0	0	0	0	0
	F	730	0	0	0	0	0	0	0	0	0	698	0	0	0	0	0
Albany	M	7	0	0	0	0	0	0	0	0	0	7	0	0	0	0	0
	F	42	0	0	0	0	0	0	0	0	0	42	0	0	0	0	0
Fremont	M	11	0	0	0	0	0	0	0	0	0	10	0	0	0	0	0
	F	67	0	0	0	0	0	0	0	0	0	66	0	0	0	0	0
Lincoln	M	5	0	0	0	0	0	0	0	0	0	5	0	0	0	0	0
	F	24	0	0	0	0	0	0	0	0	0	23	0	0	0	0	0
Natrona	M	9	0	0	0	0	0	0	0	0	0	8	0	0	0	0	0
	F	63	0	0	0	0	0	0	0	0	0	60	0	0	0	0	0
Park	M	10	0	0	0	0	0	0	0	0	0	10	0	0	0	0	0
	F	68	0	0	0	0	0	0	0	0	0	63	0	0	0	0	0
Sheridan	M	10	0	0	0	0	0	0	0	0	0	10	0	0	0	0	0
	F	55	0	0	0	0	0	0	0	0	0	49	0	0	0	0	0
Sweetwater	M	9	0	0	0	0	0	0	0	0	0	9	0	0	0	0	0
	F	76	0	0	0	0	0	0	0	0	0	74	0	0	0	0	0
Teton	M	6	0	0	0	0	0	0	0	0	0	5	0	0	0	0	0
	F	10	0	0	0	0	0	0	0	0	0	10	0	0	0	0	0
Uinta	M	8	0	0	0	0	0	0	0	0	0	8	0	0	0	0	0
	F	75	0	0	0	0	0	0	0	0	0	70	0	0	0	0	0

Appendix Table 2.2: Total Number of Persons Working in Wyoming by Selected Variable, 2016

Occupation: 252054 : Special Education Teachers, Secondary School

County		Total	11 - Agriculture, Forestry, Fishing, & Hunting	21 - Mining	23 - Construction	31,32 &,33 - Manufacturing	42,48,49 &,22 - Wholesale Trade, Transportation, Utilities, & Warehousing	44 & 45 - Retail Trade	51 - Information	52 & 53 - Financial Activities	54 & 55 - Professional & Business Services	61 - Educational Services	62 - Health Services	71 & 72 - Leisure & Hospitality	81 - Other Services	92 - Public Administration	99 - Unclassified
Total	M	206	0	0	0	0	0	0	0	0	0	198	0	0	0	0	0
	F	792	0	0	0	0	0	0	0	0	0	769	0	0	0	0	0
Albany	M	12	0	0	0	0	0	0	0	0	0	11	0	0	0	0	0
	F	71	0	0	0	0	0	0	0	0	0	69	0	0	0	0	0
Big Horn	M	11	0	0	0	0	0	0	0	0	0	11	0	0	0	0	0
	F	23	0	0	0	0	0	0	0	0	0	23	0	0	0	0	0
Campbell	M	20	0	0	0	0	0	0	0	0	0	19	0	0	0	0	0
	F	137	0	0	0	0	0	0	0	0	0	136	0	0	0	0	0
Carbon	M	13	0	0	0	0	0	0	0	0	0	12	0	0	0	0	0
	F	29	0	0	0	0	0	0	0	0	0	29	0	0	0	0	0
Converse	M	8	0	0	0	0	0	0	0	0	0	8	0	0	0	0	0
	F	32	0	0	0	0	0	0	0	0	0	30	0	0	0	0	0
Fremont	M	29	0	0	0	0	0	0	0	0	0	29	0	0	0	0	0
	F	81	0	0	0	0	0	0	0	0	0	81	0	0	0	0	0
Laramie	M	15	0	0	0	0	0	0	0	0	0	14	0	0	0	0	0
	F	52	0	0	0	0	0	0	0	0	0	49	0	0	0	0	0
Lincoln	M	10	0	0	0	0	0	0	0	0	0	10	0	0	0	0	0
	F	30	0	0	0	0	0	0	0	0	0	29	0	0	0	0	0
Natrona	M	9	0	0	0	0	0	0	0	0	0	9	0	0	0	0	0
	F	59	0	0	0	0	0	0	0	0	0	56	0	0	0	0	0
Park	M	11	0	0	0	0	0	0	0	0	0	11	0	0	0	0	0
	F	31	0	0	0	0	0	0	0	0	0	29	0	0	0	0	0
Sheridan	M	11	0	0	0	0	0	0	0	0	0	10	0	0	0	0	0
	F	40	0	0	0	0	0	0	0	0	0	39	0	0	0	0	0
Sublette	M	5	0	0	0	0	0	0	0	0	0	5	0	0	0	0	0
	F	6	0	0	0	0	0	0	0	0	0	6	0	0	0	0	0
Sweetwater	M	11	0	0	0	0	0	0	0	0	0	10	0	0	0	0	0
	F	56	0	0	0	0	0	0	0	0	0	54	0	0	0	0	0
Teton	M	7	0	0	0	0	0	0	0	0	0	6	0	0	0	0	0
	F	17	0	0	0	0	0	0	0	0	0	15	0	0	0	0	0
Uinta	M	12	0	0	0	0	0	0	0	0	0	11	0	0	0	0	0
	F	32	0	0	0	0	0	0	0	0	0	31	0	0	0	0	0

Appendix Table 2.2: Total Number of Persons Working in Wyoming by Selected Variable, 2016

Occupation: 253021 : Self-Enrichment Education Teachers

County		Total	11 - Agriculture, Forestry, Fishing, & Hunting	21 - Mining	23 - Construction	31,32 &,33 - Manufacturing	42,48,49 &,22 - Wholesale Trade, Transportation, Utilities, & Warehousing	44 & 45 - Retail Trade	51 - Information	52 & 53 - Financial Activities	54 & 55 - Professional & Business Services	61 - Educational Services	62 - Health Services	71 & 72 - Leisure & Hospitality	81 - Other Services	92 - Public Administration	99 - Unclassified
Total	M	44	0	0	0	0	0	5	0	0	0	18	0	0	0	0	0
	F	145	0	0	0	0	0	10	0	0	0	63	0	0	0	0	0
Carbon	M	5	0	0	0	0	0	0	0	0	0	0	0	0	0	0	0
	F	5	0	0	0	0	0	0	0	0	0	0	0	0	0	0	0
Natrona	M	8	0	0	0	0	0	0	0	0	0	0	0	0	0	0	0
	F	10	0	0	0	0	0	0	0	0	0	0	0	0	0	0	0
Sweetwater	M	5	0	0	0	0	0	0	0	0	0	0	0	0	0	0	0
	F	18	0	0	0	0	0	0	0	0	0	0	0	0	0	0	0

Appendix Table 2.2: Total Number of Persons Working in Wyoming by Selected Variable, 2016

Occupation: 253098 : Substitute Teachers

County		Total	11 - Agriculture, Forestry, Fishing, & Hunting	21 - Mining	23 - Construction	31,32 &,33 - Manufacturing	42,48,49 &,22 - Wholesale Trade, Transportation, Utilities, & Warehousing	44 & 45 - Retail Trade	51 - Information	52 & 53 - Financial Activities	54 & 55 - Professional & Business Services	61 - Educational Services	62 - Health Services	71 & 72 - Leisure & Hospitality	81 - Other Services	92 - Public Administration	99 - Unclassified
Total	M	28	0	0	0	0	0	0	0	0	0	15	0	0	0	0	0
	F	151	0	0	0	0	0	0	0	0	0	85	0	0	0	0	0
Albany	M	6	0	0	0	0	0	0	0	0	0	0	0	0	0	0	0
	F	9	0	0	0	0	0	0	0	0	0	0	0	0	0	0	0

Appendix Table 2.2: Total Number of Persons Working in Wyoming by Selected Variable, 2016

Occupation: 253099 : Teachers and Instructors, All Other

County		Total	11 - Agriculture, Forestry, Fishing, & Hunting	21 - Mining	23 - Construction	31,32 &,33 - Manufacturing	42,48,49 &,22 - Wholesale Trade, Transportation, Utilities, & Warehousing	44 & 45 - Retail Trade	51 - Information	52 & 53 - Financial Activities	54 & 55 - Professional & Business Services	61 - Educational Services	62 - Health Services	71 & 72 - Leisure & Hospitality	81 - Other Services	92 - Public Administration	99 - Unclassified	
Total	M	45	0	0	0	0	0	0	0	0	0	10	0	0	0	0	25	0
	F	91	0	0	0	0	0	0	0	0	0	27	0	0	0	0	45	0
Goshen	M	7	0	0	0	0	0	0	0	0	0	0	0	0	0	0	5	0
	F	9	0	0	0	0	0	0	0	0	0	0	0	0	0	0	5	0
Sheridan	M	5	0	0	0	0	0	0	0	0	0	0	0	0	0	0	0	0
	F	13	0	0	0	0	0	0	0	0	0	0	0	0	0	0	0	0

Appendix Table 2.2: Total Number of Persons Working in Wyoming by Selected Variable, 2016

Occupation: 254011 : Archivists

County		Total	11 - Agriculture, Forestry, Fishing, & Hunting	21 - Mining	23 - Construction	31,32 &,33 - Manufacturing	42,48,49 &,22 - Wholesale Trade, Transportation, Utilities, & Warehousing	44 & 45 - Retail Trade	51 - Information	52 & 53 - Financial Activities	54 & 55 - Professional & Business Services	61 - Educational Services	62 - Health Services	71 & 72 - Leisure & Hospitality	81 - Other Services	92 - Public Administration	99 - Unclassified	
Total	M	23	0	0	0	0	0	0	0	0	0	0	0	0	0	0	22	0
	F	78	0	0	0	0	0	0	0	0	0	0	0	0	0	0	71	0
Laramie	M	14	0	0	0	0	0	0	0	0	0	0	0	0	0	0	13	0
	F	58	0	0	0	0	0	0	0	0	0	0	0	0	0	0	53	0

Appendix Table 2.2: Total Number of Persons Working in Wyoming by Selected Variable, 2016

Occupation: 254012 : Curators

County		Total	11 - Agriculture, Forestry, Fishing, & Hunting	21 - Mining	23 - Construction	31,32 &,33 - Manufacturing	42,48,49 &,22 - Wholesale Trade, Transportation, Utilities, & Warehousing	44 & 45 - Retail Trade	51 - Information	52 & 53 - Financial Activities	54 & 55 - Professional & Business Services	61 - Educational Services	62 - Health Services	71 & 72 - Leisure & Hospitality	81 - Other Services	92 - Public Administration	99 - Unclassified	
Total	M	12	0	0	0	0	0	0	0	0	0	0	0	0	0	0	11	0
	F	12	0	0	0	0	0	0	0	0	0	0	0	0	0	0	8	0
Laramie	M	5	0	0	0	0	0	0	0	0	0	0	0	0	0	0	5	0
	F	5	0	0	0	0	0	0	0	0	0	0	0	0	0	0	5	0

Appendix Table 2.2: Total Number of Persons Working in Wyoming by Selected Variable, 2016

Occupation: 254013 : Museum Technicians and Conservators

County		Total	Occupation																	
			11 - Agriculture, Forestry, Fishing, & Hunting	21 - Mining	23 - Construction	31,32 &,33 - Manufacturing	42,48,49 &,22 - Wholesale Trade, Transportation, Utilities, & Warehousing	44 & 45 - Retail Trade	51 - Information	52 & 53 - Financial Activities	54 & 55 - Professional & Business Services	61 - Educational Services	62 - Health Services	71 & 72 - Leisure & Hospitality	81 - Other Services	92 - Public Administration	99 - Unclassified			
Total	M	13	0	0	0	0	0	0	0	0	0	0	0	0	0	0	0	0	0	0
	F	16	0	0	0	0	0	0	0	0	0	0	0	0	0	0	0	0	0	8

Appendix Table 2.2: Total Number of Persons Working in Wyoming by Selected Variable, 2016

Occupation: 254021 : Librarians

County		Total	11 - Agriculture, Forestry, Fishing, & Hunting	21 - Mining	23 - Construction	31,32 &,33 - Manufacturing	42,48,49 &,22 - Wholesale Trade, Transportation, Utilities, & Warehousing	44 & 45 - Retail Trade	51 - Information	52 & 53 - Financial Activities	54 & 55 - Professional & Business Services	61 - Educational Services	62 - Health Services	71 & 72 - Leisure & Hospitality	81 - Other Services	92 - Public Administration	99 - Unclassified	
Total	M	25	0	0	0	0	0	0	0	0	0	13	0	0	0	0	8	0
	F	137	0	0	0	0	0	0	0	0	0	103	0	0	0	0	19	0
Laramie	M	6	0	0	0	0	0	0	0	0	0	0	0	0	0	0	6	0
	F	14	0	0	0	0	0	0	0	0	0	0	0	0	0	0	12	0

Appendix Table 2.2: Total Number of Persons Working in Wyoming by Selected Variable, 2016

Occupation: 254031 : Library Technicians

County		Total	11 - Agriculture, Forestry, Fishing, & Hunting	21 - Mining	23 - Construction	31,32 &,33 - Manufacturing	42,48,49 &,22 - Wholesale Trade, Transportation, Utilities, & Warehousing	44 & 45 - Retail Trade	51 - Information	52 & 53 - Financial Activities	54 & 55 - Professional & Business Services	61 - Educational Services	62 - Health Services	71 & 72 - Leisure & Hospitality	81 - Other Services	92 - Public Administration	99 - Unclassified
Total	M	8	0	0	0	0	0	0	7	0	0	0	0	0	0	0	0
	F	60	0	0	0	0	0	0	32	0	0	0	0	0	0	0	0

Appendix Table 2.2: Total Number of Persons Working in Wyoming by Selected Variable, 2016

Occupation: 259031 : Instructional Coordinators

County		Total	11 - Agriculture, Forestry, Fishing, & Hunting	21 - Mining	23 - Construction	31,32 &,33 - Manufacturing	42,48,49 &,22 - Wholesale Trade, Transportation, Utilities, & Warehousing	44 & 45 - Retail Trade	51 - Information	52 & 53 - Financial Activities	54 & 55 - Professional & Business Services	61 - Educational Services	62 - Health Services	71 & 72 - Leisure & Hospitality	81 - Other Services	92 - Public Administration	99 - Unclassified	
Total	M	86	0	0	0	0	0	0	0	0	0	25	0	0	0	0	58	0
	F	169	0	0	0	0	0	0	0	0	0	60	0	0	0	0	99	0
Albany	M	11	0	0	0	0	0	0	0	0	0	0	0	0	0	0	6	0
	F	14	0	0	0	0	0	0	0	0	0	0	0	0	0	0	10	0
Fremont	M	6	0	0	0	0	0	0	0	0	0	0	0	0	0	0	0	0
	F	24	0	0	0	0	0	0	0	0	0	0	0	0	0	0	0	0
Laramie	M	36	0	0	0	0	0	0	0	0	0	0	0	0	0	0	36	0
	F	71	0	0	0	0	0	0	0	0	0	0	0	0	0	0	61	0
Natrona	M	7	0	0	0	0	0	0	0	0	0	0	0	0	0	0	0	0
	F	9	0	0	0	0	0	0	0	0	0	0	0	0	0	0	0	0

Appendix Table 2.2: Total Number of Persons Working in Wyoming by Selected Variable, 2016

Occupation: 259041 : Teacher Assistants

County		Total	11 - Agriculture, Forestry, Fishing, & Hunting	21 - Mining	23 - Construction	31,32 &,33 - Manufacturing	42,48,49 &,22 - Wholesale Trade, Transportation, Utilities, & Warehousing	44 & 45 - Retail Trade	51 - Information	52 & 53 - Financial Activities	54 & 55 - Professional & Business Services	61 - Educational Services	62 - Health Services	71 & 72 - Leisure & Hospitality	81 - Other Services	92 - Public Administration	99 - Unclassified
Total	M	196	0	0	5	0	0	6	0	0	0	140	9	12	0	11	0
	F	2,324	0	0	22	0	0	63	0	0	0	1,839	149	43	0	58	0
Albany	M	22	0	0	0	0	0	0	0	0	0	18	0	0	0	0	0
	F	63	0	0	0	0	0	0	0	0	0	48	0	0	0	0	0
Campbell	M	12	0	0	0	0	0	0	0	0	0	9	0	0	0	0	0
	F	389	0	0	0	0	0	0	0	0	0	314	0	0	0	0	0
Fremont	M	39	0	0	0	0	0	0	0	0	0	31	0	0	0	0	0
	F	304	0	0	0	0	0	0	0	0	0	252	0	0	0	0	0
Laramie	M	10	0	0	0	0	0	0	0	0	0	0	0	0	0	0	0
	F	72	0	0	0	0	0	0	0	0	0	0	0	0	0	0	0
Lincoln	M	7	0	0	0	0	0	0	0	0	0	6	0	0	0	0	0
	F	180	0	0	0	0	0	0	0	0	0	154	0	0	0	0	0
Natrona	M	13	0	0	0	0	0	0	0	0	0	11	0	0	0	0	0
	F	158	0	0	0	0	0	0	0	0	0	116	0	0	0	0	0
Park	M	25	0	0	0	0	0	0	0	0	0	9	0	0	0	0	0
	F	159	0	0	0	0	0	0	0	0	0	130	0	0	0	0	0
Sheridan	M	10	0	0	0	0	0	0	0	0	0	9	0	0	0	0	0
	F	119	0	0	0	0	0	0	0	0	0	88	0	0	0	0	0
Sweetwater	M	6	0	0	0	0	0	0	0	0	0	5	0	0	0	0	0
	F	290	0	0	0	0	0	0	0	0	0	230	0	0	0	0	0
Teton	M	21	0	0	0	0	0	0	0	0	0	17	0	0	0	0	0
	F	54	0	0	0	0	0	0	0	0	0	43	0	0	0	0	0
Uinta	M	7	0	0	0	0	0	0	0	0	0	0	0	0	0	0	0
	F	104	0	0	0	0	0	0	0	0	0	0	0	0	0	0	0

Appendix Table 2.2: Total Number of Persons Working in Wyoming by Selected Variable, 2016

Occupation: 259099 : Education, Training, and Library Workers, All Other

County		Total	11 - Agriculture, Forestry, Fishing, & Hunting	21 - Mining	23 - Construction	31,32 &,33 - Manufacturing	42,48,49 &,22 - Wholesale Trade, Transportation, Utilities, & Warehousing	44 & 45 - Retail Trade	51 - Information	52 & 53 - Financial Activities	54 & 55 - Professional & Business Services	61 - Educational Services	62 - Health Services	71 & 72 - Leisure & Hospitality	81 - Other Services	92 - Public Administration	99 - Unclassified
Total	M	7	0	0	0	0	0	0	0	0	0	0	0	0	0	0	0
	F	17	0	0	0	0	0	0	0	0	0	0	0	0	0	0	0

Appendix Table 2.2: Total Number of Persons Working in Wyoming by Selected Variable, 2016

Occupation: 271019 : Artists and Related Workers, All Other

County		Total	11 - Agriculture, Forestry, Fishing, & Hunting	21 - Mining	23 - Construction	31,32 &,33 - Manufacturing	42,48,49 &,22 - Wholesale Trade, Transportation, Utilities, & Warehousing	44 & 45 - Retail Trade	51 - Information	52 & 53 - Financial Activities	54 & 55 - Professional & Business Services	61 - Educational Services	62 - Health Services	71 & 72 - Leisure & Hospitality	81 - Other Services	92 - Public Administration	99 - Unclassified
Total	M	5	0	0	0	0	0	0	0	0	0	0	0	0	0	0	0
	F	6	0	0	0	0	0	0	0	0	0	0	0	0	0	0	0

Appendix Table 2.2: Total Number of Persons Working in Wyoming by Selected Variable, 2016

Occupation: 271024 : Graphic Designers

County		Total	Selected Variable																
			11 - Agriculture, Forestry, Fishing, & Hunting	21 - Mining	23 - Construction	31,32 &,33 - Manufacturing	42,48,49 &,22 - Wholesale Trade, Transportation, Utilities, & Warehousing	44 & 45 - Retail Trade	51 - Information	52 & 53 - Financial Activities	54 & 55 - Professional & Business Services	61 - Educational Services	62 - Health Services	71 & 72 - Leisure & Hospitality	81 - Other Services	92 - Public Administration	99 - Unclassified		
Total	M	13	0	0	0	0	0	0	0	0	0	0	0	0	0	0	0	0	
	F	14	0	0	0	0	0	0	0	0	0	0	0	0	0	0	0	0	

Appendix Table 2.2: Total Number of Persons Working in Wyoming by Selected Variable, 2016

Occupation: 271026 : Merchandise Displayers and Window Trimmers

County		Total	Occupation: 271026 : Merchandise Displayers and Window Trimmers																
			11 - Agriculture, Forestry, Fishing, & Hunting	21 - Mining	23 - Construction	31,32 &,33 - Manufacturing	42,48,49 &,22 - Wholesale Trade, Transportation, Utilities, & Warehousing	44 & 45 - Retail Trade	51 - Information	52 & 53 - Financial Activities	54 & 55 - Professional & Business Services	61 - Educational Services	62 - Health Services	71 & 72 - Leisure & Hospitality	81 - Other Services	92 - Public Administration	99 - Unclassified		
Total	M	11	0	0	0	0	0	0	0	0	0	0	0	0	0	0	0	0	
	F	14	0	0	0	0	0	0	0	0	0	0	0	0	0	0	0	0	

Appendix Table 2.2: Total Number of Persons Working in Wyoming by Selected Variable, 2016

Occupation: 272022 : Coaches and Scouts

County		Total	11 - Agriculture, Forestry, Fishing, & Hunting	21 - Mining	23 - Construction	31,32 &,33 - Manufacturing	42,48,49 &,22 - Wholesale Trade, Transportation, Utilities, & Warehousing	44 & 45 - Retail Trade	51 - Information	52 & 53 - Financial Activities	54 & 55 - Professional & Business Services	61 - Educational Services	62 - Health Services	71 & 72 - Leisure & Hospitality	81 - Other Services	92 - Public Administration	99 - Unclassified
Total	M	407	8	27	26	13	0	19	0	12	24	136	28	36	0	41	0
	F	341	7	8	5	5	0	17	0	19	24	140	60	33	0	16	0
Albany	M	47	0	0	0	0	0	0	0	0	0	22	7	0	0	0	0
	F	32	0	0	0	0	0	0	0	0	0	14	7	0	0	0	0
Big Horn	M	34	0	0	0	0	0	0	0	0	0	8	0	0	0	0	0
	F	19	0	0	0	0	0	0	0	0	0	13	0	0	0	0	0
Campbell	M	11	0	0	0	0	0	0	0	0	0	0	0	0	0	0	0
	F	6	0	0	0	0	0	0	0	0	0	0	0	0	0	0	0
Carbon	M	18	0	0	0	0	0	0	0	0	0	0	0	0	0	0	0
	F	35	0	0	0	0	0	0	0	0	0	0	0	0	0	0	0
Converse	M	10	0	0	0	0	0	0	0	0	0	5	0	0	0	0	0
	F	5	0	0	0	0	0	0	0	0	0	5	0	0	0	0	0
Crook	M	8	0	0	0	0	0	0	0	0	0	0	0	0	0	0	0
	F	6	0	0	0	0	0	0	0	0	0	0	0	0	0	0	0
Fremont	M	48	0	0	0	0	0	0	0	0	0	26	0	0	0	0	0
	F	24	0	0	0	0	0	0	0	0	0	10	0	0	0	0	0
Goshen	M	9	0	0	0	0	0	0	0	0	0	0	0	0	0	0	0
	F	7	0	0	0	0	0	0	0	0	0	0	0	0	0	0	0
Hot Springs	M	6	0	0	0	0	0	0	0	0	0	0	0	0	0	0	0
	F	7	0	0	0	0	0	0	0	0	0	0	0	0	0	0	0
Johnson	M	18	0	0	0	0	0	0	0	0	0	5	0	0	0	0	0
	F	19	0	0	0	0	0	0	0	0	0	9	0	0	0	0	0
Laramie	M	13	0	0	0	0	0	0	0	0	0	0	0	0	0	0	0
	F	9	0	0	0	0	0	0	0	0	0	0	0	0	0	0	0
Lincoln	M	6	0	0	0	0	0	0	0	0	0	0	0	0	0	0	0
	F	7	0	0	0	0	0	0	0	0	0	0	0	0	0	0	0
Natrona	M	21	0	0	0	0	0	0	0	0	0	0	0	0	0	0	0
	F	11	0	0	0	0	0	0	0	0	0	0	0	0	0	0	0
Park	M	17	0	0	0	0	0	0	0	0	0	0	0	0	0	0	0
	F	20	0	0	0	0	0	0	0	0	0	0	0	0	0	0	0
Platte	M	7	0	0	0	0	0	0	0	0	0	0	0	0	0	0	0
	F	8	0	0	0	0	0	0	0	0	0	0	0	0	0	0	0
Sheridan	M	31	0	0	0	0	0	0	0	0	0	11	0	0	0	0	0
	F	25	0	0	0	0	0	0	0	0	0	6	0	0	0	0	0
Sublette	M	12	0	0	0	0	0	0	0	0	0	0	0	0	0	0	0
	F	24	0	0	0	0	0	0	0	0	0	0	0	0	0	0	0
Sweetwater	M	18	0	0	0	0	0	0	0	0	0	0	0	0	0	0	0
	F	19	0	0	0	0	0	0	0	0	0	0	0	0	0	0	0
Teton	M	32	0	0	0	0	0	0	0	0	0	0	0	10	0	0	0
	F	20	0	0	0	0	0	0	0	0	0	0	0	8	0	0	0
Uinta	M	20	0	0	0	0	0	0	0	0	0	10	0	0	0	0	0
	F	20	0	0	0	0	0	0	0	0	0	12	0	0	0	0	0
Washakie	M	12	0	0	0	0	0	0	0	0	0	6	0	0	0	0	0
	F	8	0	0	0	0	0	0	0	0	0	6	0	0	0	0	0
Weston	M	6	0	0	0	0	0	0	0	0	0	0	0	0	0	0	0
	F	10	0	0	0	0	0	0	0	0	0	0	0	0	0	0	0

Appendix Table 2.2: Total Number of Persons Working in Wyoming by Selected Variable, 2016

Occupation: 273011 : Radio and Television Announcers

County		Total	11 - Agriculture, Forestry, Fishing, & Hunting	21 - Mining	23 - Construction	31,32 &,33 - Manufacturing	42,48,49 &,22 - Wholesale Trade, Transportation, Utilities, & Warehousing	44 & 45 - Retail Trade	51 - Information	52 & 53 - Financial Activities	54 & 55 - Professional & Business Services	61 - Educational Services	62 - Health Services	71 & 72 - Leisure & Hospitality	81 - Other Services	92 - Public Administration	99 - Unclassified
Total	M	10	0	0	0	0	0	0	0	0	0	0	0	0	0	0	0
	F	7	0	0	0	0	0	0	5	0	0	0	0	0	0	0	0

Appendix Table 2.2: Total Number of Persons Working in Wyoming by Selected Variable, 2016

Occupation: 273022 : Reporters and Correspondents

County		Total	11 - Agriculture, Forestry, Fishing, & Hunting	21 - Mining	23 - Construction	31,32 &,33 - Manufacturing	42,48,49 &,22 - Wholesale Trade, Transportation, Utilities, & Warehousing	44 & 45 - Retail Trade	51 - Information	52 & 53 - Financial Activities	54 & 55 - Professional & Business Services	61 - Educational Services	62 - Health Services	71 & 72 - Leisure & Hospitality	81 - Other Services	92 - Public Administration	99 - Unclassified
Total	M	16	0	0	0	0	0	0	13	0	0	0	0	0	0	0	0
	F	18	0	0	0	0	0	0	10	0	0	0	0	0	0	0	0

Appendix Table 2.2: Total Number of Persons Working in Wyoming by Selected Variable, 2016

Occupation: 273031 : Public Relations Specialists

County		Total	11 - Agriculture, Forestry, Fishing, & Hunting	21 - Mining	23 - Construction	31,32 &,33 - Manufacturing	42,48,49 &,22 - Wholesale Trade, Transportation, Utilities, & Warehousing	44 & 45 - Retail Trade	51 - Information	52 & 53 - Financial Activities	54 & 55 - Professional & Business Services	61 - Educational Services	62 - Health Services	71 & 72 - Leisure & Hospitality	81 - Other Services	92 - Public Administration	99 - Unclassified	
Total	M	66	0	0	0	0	0	0	0	0	0	0	0	0	0	0	50	0
	F	107	0	0	0	0	0	0	0	0	0	0	0	0	0	0	74	0
Albany	M	7	0	0	0	0	0	0	0	0	0	0	0	0	0	0	0	0
	F	7	0	0	0	0	0	0	0	0	0	0	0	0	0	0	0	0
Laramie	M	33	0	0	0	0	0	0	0	0	0	0	0	0	0	0	30	0
	F	64	0	0	0	0	0	0	0	0	0	0	0	0	0	0	55	0
Natrona	M	7	0	0	0	0	0	0	0	0	0	0	0	0	0	0	0	0
	F	7	0	0	0	0	0	0	0	0	0	0	0	0	0	0	0	0

Appendix Table 2.2: Total Number of Persons Working in Wyoming by Selected Variable, 2016

Occupation: 273041 : Editors

County		Total	11 - Agriculture, Forestry, Fishing, & Hunting	21 - Mining	23 - Construction	31,32 &,33 - Manufacturing	42,48,49 &,22 - Wholesale Trade, Transportation, Utilities, & Warehousing	44 & 45 - Retail Trade	51 - Information	52 & 53 - Financial Activities	54 & 55 - Professional & Business Services	61 - Educational Services	62 - Health Services	71 & 72 - Leisure & Hospitality	81 - Other Services	92 - Public Administration	99 - Unclassified
		M	F														
Total	M	7	0	0	0	0	0	0	0	0	0	0	0	0	0	0	0
	F	8	0	0	0	0	0	0	0	0	0	0	0	0	0	0	0

Appendix Table 2.2: Total Number of Persons Working in Wyoming by Selected Variable, 2016

Occupation: 274012 : Broadcast Technicians

County		Total	11 - Agriculture, Forestry, Fishing, & Hunting	21 - Mining	23 - Construction	31,32 &,33 - Manufacturing	42,48,49 &,22 - Wholesale Trade, Transportation, Utilities, & Warehousing	44 & 45 - Retail Trade	51 - Information	52 & 53 - Financial Activities	54 & 55 - Professional & Business Services	61 - Educational Services	62 - Health Services	71 & 72 - Leisure & Hospitality	81 - Other Services	92 - Public Administration	99 - Unclassified
		M	F														
Total	M	7	0	0	0	0	0	0	0	0	0	0	0	0	0	0	0
	F	7	0	0	0	0	0	0	0	0	0	0	0	0	0	0	0

Appendix Table 2.2: Total Number of Persons Working in Wyoming by Selected Variable, 2016

Occupation: 274021 : Photographers

County		Total	11 - Agriculture, Forestry, Fishing, & Hunting	21 - Mining	23 - Construction	31,32 &,33 - Manufacturing	42,48,49 &,22 - Wholesale Trade, Transportation, Utilities, & Warehousing	44 & 45 - Retail Trade	51 - Information	52 & 53 - Financial Activities	54 & 55 - Professional & Business Services	61 - Educational Services	62 - Health Services	71 & 72 - Leisure & Hospitality	81 - Other Services	92 - Public Administration	99 - Unclassified
		Total	M	7	0	0	0	0	0	0	0	0	0	0	0	0	0
	F	7	0	0	0	0	0	0	0	0	0	0	0	0	0	0	0

Appendix Table 2.2: Total Number of Persons Working in Wyoming by Selected Variable, 2016

Occupation: 274099 : Media and Communication Equipment Workers, All Other

County		Total	11 - Agriculture, Forestry, Fishing, & Hunting	21 - Mining	23 - Construction	31,32 &,33 - Manufacturing	42,48,49 &,22 - Wholesale Trade, Transportation, Utilities, & Warehousing	44 & 45 - Retail Trade	51 - Information	52 & 53 - Financial Activities	54 & 55 - Professional & Business Services	61 - Educational Services	62 - Health Services	71 & 72 - Leisure & Hospitality	81 - Other Services	92 - Public Administration	99 - Unclassified	
Total	M	18	0	0	0	0	0	0	0	0	0	0	0	0	0	0	11	0
	F	10	0	0	0	0	0	0	0	0	0	0	0	0	0	0	8	0
Laramie	M	15	0	0	0	0	0	0	0	0	0	0	0	0	0	0	11	0
	F	9	0	0	0	0	0	0	0	0	0	0	0	0	0	0	8	0

Appendix Table 2.2: Total Number of Persons Working in Wyoming by Selected Variable, 2016

Occupation: 291011 : Chiropractors

County		Total	11 - Agriculture, Forestry, Fishing, & Hunting	21 - Mining	23 - Construction	31,32 &,33 - Manufacturing	42,48,49 &,22 - Wholesale Trade, Transportation, Utilities, & Warehousing	44 & 45 - Retail Trade	51 - Information	52 & 53 - Financial Activities	54 & 55 - Professional & Business Services	61 - Educational Services	62 - Health Services	71 & 72 - Leisure & Hospitality	81 - Other Services	92 - Public Administration	99 - Unclassified
Total	M	75	0	0	0	0	0	0	0	0	0	0	59	0	0	0	0
	F	25	0	0	0	0	0	0	0	0	0	0	22	0	0	0	0
Laramie	M	18	0	0	0	0	0	0	0	0	0	0	16	0	0	0	0
	F	8	0	0	0	0	0	0	0	0	0	0	7	0	0	0	0

Appendix Table 2.2: Total Number of Persons Working in Wyoming by Selected Variable, 2016

Occupation: 291021 : Dentists, General

County		Total	11 - Agriculture, Forestry, Fishing, & Hunting	21 - Mining	23 - Construction	31,32 &,33 - Manufacturing	42,48,49 &,22 - Wholesale Trade, Transportation, Utilities, & Warehousing	44 & 45 - Retail Trade	51 - Information	52 & 53 - Financial Activities	54 & 55 - Professional & Business Services	61 - Educational Services	62 - Health Services	71 & 72 - Leisure & Hospitality	81 - Other Services	92 - Public Administration	99 - Unclassified
Total	M	109	0	0	0	0	0	0	0	0	0	0	99	0	0	0	0
	F	28	0	0	0	0	0	0	0	0	0	0	25	0	0	0	0
Laramie	M	18	0	0	0	0	0	0	0	0	0	0	16	0	0	0	0
	F	11	0	0	0	0	0	0	0	0	0	0	10	0	0	0	0

Appendix Table 2.2: Total Number of Persons Working in Wyoming by Selected Variable, 2016

Occupation: 291041 : Optometrists

County		Total	11 - Agriculture, Forestry, Fishing, & Hunting	21 - Mining	23 - Construction	31,32 &,33 - Manufacturing	42,48,49 &,22 - Wholesale Trade, Transportation, Utilities, & Warehousing	44 & 45 - Retail Trade	51 - Information	52 & 53 - Financial Activities	54 & 55 - Professional & Business Services	61 - Educational Services	62 - Health Services	71 & 72 - Leisure & Hospitality	81 - Other Services	92 - Public Administration	99 - Unclassified
Total	M	52	0	0	0	0	0	0	0	0	0	0	47	0	0	0	0
	F	15	0	0	0	0	0	0	0	0	0	0	15	0	0	0	0
Laramie	M	7	0	0	0	0	0	0	0	0	0	0	6	0	0	0	0
	F	6	0	0	0	0	0	0	0	0	0	0	6	0	0	0	0

Appendix Table 2.2: Total Number of Persons Working in Wyoming by Selected Variable, 2016

Occupation: 291051 : Pharmacists

County		Total	11 - Agriculture, Forestry, Fishing, & Hunting	21 - Mining	23 - Construction	31,32 &,33 - Manufacturing	42,48,49 &,22 - Wholesale Trade, Transportation, Utilities, & Warehousing	44 & 45 - Retail Trade	51 - Information	52 & 53 - Financial Activities	54 & 55 - Professional & Business Services	61 - Educational Services	62 - Health Services	71 & 72 - Leisure & Hospitality	81 - Other Services	92 - Public Administration	99 - Unclassified
Total	M	371	0	0	0	0	6	241	0	0	13	15	75	0	0	6	0
	F	449	0	0	0	0	9	273	0	0	10	33	93	0	0	14	0
Albany	M	63	0	0	0	0	0	43	0	0	0	11	5	0	0	0	0
	F	78	0	0	0	0	0	46	0	0	0	14	11	0	0	0	0
Campbell	M	14	0	0	0	0	0	8	0	0	0	0	6	0	0	0	0
	F	29	0	0	0	0	0	21	0	0	0	0	6	0	0	0	0
Carbon	M	7	0	0	0	0	0	6	0	0	0	0	0	0	0	0	0
	F	12	0	0	0	0	0	12	0	0	0	0	0	0	0	0	0
Converse	M	8	0	0	0	0	0	7	0	0	0	0	0	0	0	0	0
	F	8	0	0	0	0	0	6	0	0	0	0	0	0	0	0	0
Fremont	M	17	0	0	0	0	0	12	0	0	0	0	0	0	0	0	0
	F	17	0	0	0	0	0	9	0	0	0	0	0	0	0	0	0
Goshen	M	5	0	0	0	0	0	0	0	0	0	0	0	0	0	0	0
	F	6	0	0	0	0	0	0	0	0	0	0	0	0	0	0	0
Laramie	M	81	0	0	0	0	0	45	0	0	6	0	22	0	0	0	0
	F	110	0	0	0	0	0	58	0	0	6	0	24	0	0	0	0
Lincoln	M	18	0	0	0	0	0	13	0	0	0	0	0	0	0	0	0
	F	9	0	0	0	0	0	6	0	0	0	0	0	0	0	0	0
Natrona	M	51	0	0	0	0	0	29	0	0	0	0	15	0	0	0	0
	F	67	0	0	0	0	0	33	0	0	0	0	25	0	0	0	0
Park	M	17	0	0	0	0	0	8	0	0	0	0	8	0	0	0	0
	F	16	0	0	0	0	0	8	0	0	0	0	7	0	0	0	0
Platte	M	6	0	0	0	0	0	0	0	0	0	0	0	0	0	0	0
	F	5	0	0	0	0	0	0	0	0	0	0	0	0	0	0	0
Sheridan	M	13	0	0	0	0	0	10	0	0	0	0	0	0	0	0	0
	F	25	0	0	0	0	0	19	0	0	0	0	0	0	0	0	0
Sweetwater	M	18	0	0	0	0	0	12	0	0	0	0	0	0	0	0	0
	F	29	0	0	0	0	0	17	0	0	0	0	0	0	0	0	0
Teton	M	15	0	0	0	0	0	13	0	0	0	0	0	0	0	0	0
	F	13	0	0	0	0	0	8	0	0	0	0	0	0	0	0	0
Uinta	M	11	0	0	0	0	0	5	0	0	0	0	0	0	0	0	0
	F	7	0	0	0	0	0	6	0	0	0	0	0	0	0	0	0

Appendix Table 2.2: Total Number of Persons Working in Wyoming by Selected Variable, 2016

Occupation: 291062 : Family and General Practitioners

County		Total	11 - Agriculture, Forestry, Fishing, & Hunting	21 - Mining	23 - Construction	31,32 &,33 - Manufacturing	42,48,49 &,22 - Wholesale Trade, Transportation, Utilities, & Warehousing	44 & 45 - Retail Trade	51 - Information	52 & 53 - Financial Activities	54 & 55 - Professional & Business Services	61 - Educational Services	62 - Health Services	71 & 72 - Leisure & Hospitality	81 - Other Services	92 - Public Administration	99 - Unclassified
Total	M	167	0	0	0	0	0	0	0	0	0	66	87	0	0	9	0
	F	92	0	0	0	0	0	0	0	0	0	46	38	0	0	7	0
Fremont	M	13	0	0	0	0	0	0	0	0	0	0	12	0	0	0	0
	F	8	0	0	0	0	0	0	0	0	0	0	6	0	0	0	0
Laramie	M	45	0	0	0	0	0	0	0	0	0	23	20	0	0	0	0
	F	30	0	0	0	0	0	0	0	0	0	22	6	0	0	0	0
Natrona	M	47	0	0	0	0	0	0	0	0	0	36	9	0	0	0	0
	F	25	0	0	0	0	0	0	0	0	0	20	5	0	0	0	0
Sweetwater	M	8	0	0	0	0	0	0	0	0	0	0	0	0	0	0	0
	F	6	0	0	0	0	0	0	0	0	0	0	0	0	0	0	0

Appendix Table 2.2: Total Number of Persons Working in Wyoming by Selected Variable, 2016

Occupation: 291063 : Internists, General

County		Total	11 - Agriculture, Forestry, Fishing, & Hunting	21 - Mining	23 - Construction	31,32 &,33 - Manufacturing	42,48,49 &,22 - Wholesale Trade, Transportation, Utilities, & Warehousing	44 & 45 - Retail Trade	51 - Information	52 & 53 - Financial Activities	54 & 55 - Professional & Business Services	61 - Educational Services	62 - Health Services	71 & 72 - Leisure & Hospitality	81 - Other Services	92 - Public Administration	99 - Unclassified
Total	M	140	0	0	0	0	0	0	0	0	0	0	135	0	0	0	0
	F	57	0	0	0	0	0	0	0	0	0	0	53	0	0	0	0
Campbell	M	10	0	0	0	0	0	0	0	0	0	0	10	0	0	0	0
	F	6	0	0	0	0	0	0	0	0	0	0	6	0	0	0	0
Laramie	M	42	0	0	0	0	0	0	0	0	0	0	40	0	0	0	0
	F	19	0	0	0	0	0	0	0	0	0	0	18	0	0	0	0
Natrona	M	34	0	0	0	0	0	0	0	0	0	0	33	0	0	0	0
	F	11	0	0	0	0	0	0	0	0	0	0	10	0	0	0	0
Park	M	10	0	0	0	0	0	0	0	0	0	0	10	0	0	0	0
	F	5	0	0	0	0	0	0	0	0	0	0	5	0	0	0	0
Teton	M	6	0	0	0	0	0	0	0	0	0	0	6	0	0	0	0
	F	8	0	0	0	0	0	0	0	0	0	0	7	0	0	0	0

Appendix Table 2.2: Total Number of Persons Working in Wyoming by Selected Variable, 2016

Occupation: 291064 : Obstetricians and Gynecologists

County		Total	11 - Agriculture, Forestry, Fishing, & Hunting	21 - Mining	23 - Construction	31,32 &,33 - Manufacturing	42,48,49 &,22 - Wholesale Trade, Transportation, Utilities, & Warehousing	44 & 45 - Retail Trade	51 - Information	52 & 53 - Financial Activities	54 & 55 - Professional & Business Services	61 - Educational Services	62 - Health Services	71 & 72 - Leisure & Hospitality	81 - Other Services	92 - Public Administration	99 - Unclassified
Total	M	41	0	0	0	0	0	0	0	0	0	0	38	0	0	0	0
	F	32	0	0	0	0	0	0	0	0	0	0	30	0	0	0	0
Laramie	M	8	0	0	0	0	0	0	0	0	0	0	8	0	0	0	0
	F	10	0	0	0	0	0	0	0	0	0	0	9	0	0	0	0

Appendix Table 2.2: Total Number of Persons Working in Wyoming by Selected Variable, 2016

Occupation: 291065 : Pediatricians, General

County		Total	11 - Agriculture, Forestry, Fishing, & Hunting	21 - Mining	23 - Construction	31,32 &,33 - Manufacturing	42,48,49 &,22 - Wholesale Trade, Transportation, Utilities, & Warehousing	44 & 45 - Retail Trade	51 - Information	52 & 53 - Financial Activities	54 & 55 - Professional & Business Services	61 - Educational Services	62 - Health Services	71 & 72 - Leisure & Hospitality	81 - Other Services	92 - Public Administration	99 - Unclassified
Total	M	33	0	0	0	0	0	0	0	0	0	0	29	0	0	0	0
	F	39	0	0	0	0	0	0	0	0	0	0	37	0	0	0	0
Campbell	M	5	0	0	0	0	0	0	0	0	0	0	5	0	0	0	0
	F	5	0	0	0	0	0	0	0	0	0	0	5	0	0	0	0
Laramie	M	11	0	0	0	0	0	0	0	0	0	0	7	0	0	0	0
	F	10	0	0	0	0	0	0	0	0	0	0	10	0	0	0	0

Appendix Table 2.2: Total Number of Persons Working in Wyoming by Selected Variable, 2016

Occupation: 291066 : Psychiatrists

County		Total	11 - Agriculture, Forestry, Fishing, & Hunting	21 - Mining	23 - Construction	31,32 &,33 - Manufacturing	42,48,49 &,22 - Wholesale Trade, Transportation, Utilities, & Warehousing	44 & 45 - Retail Trade	51 - Information	52 & 53 - Financial Activities	54 & 55 - Professional & Business Services	61 - Educational Services	62 - Health Services	71 & 72 - Leisure & Hospitality	81 - Other Services	92 - Public Administration	99 - Unclassified
Total	M	46	0	0	0	0	0	0	0	0	0	0	34	0	0	0	0
	F	24	0	0	0	0	0	0	0	0	0	0	19	0	0	0	0
Laramie	M	11	0	0	0	0	0	0	0	0	0	0	10	0	0	0	0
	F	12	0	0	0	0	0	0	0	0	0	0	12	0	0	0	0

Appendix Table 2.2: Total Number of Persons Working in Wyoming by Selected Variable, 2016

Occupation: 291067 : Surgeons

County		Total	11 - Agriculture, Forestry, Fishing, & Hunting	21 - Mining	23 - Construction	31,32 &,33 - Manufacturing	42,48,49 &,22 - Wholesale Trade, Transportation, Utilities, & Warehousing	44 & 45 - Retail Trade	51 - Information	52 & 53 - Financial Activities	54 & 55 - Professional & Business Services	61 - Educational Services	62 - Health Services	71 & 72 - Leisure & Hospitality	81 - Other Services	92 - Public Administration	99 - Unclassified
Total	M	105	0	0	0	0	0	0	0	0	0	0	101	0	0	0	0
	F	10	0	0	0	0	0	0	0	0	0	0	10	0	0	0	0

Appendix Table 2.2: Total Number of Persons Working in Wyoming by Selected Variable, 2016

Occupation: 291069 : Physicians and Surgeons, All Other

County		Total	11 - Agriculture, Forestry, Fishing, & Hunting	21 - Mining	23 - Construction	31,32 &,33 - Manufacturing	42,48,49 &,22 - Wholesale Trade, Transportation, Utilities, & Warehousing	44 & 45 - Retail Trade	51 - Information	52 & 53 - Financial Activities	54 & 55 - Professional & Business Services	61 - Educational Services	62 - Health Services	71 & 72 - Leisure & Hospitality	81 - Other Services	92 - Public Administration	99 - Unclassified
Total	M	186	0	0	0	0	0	0	0	0	0	11	169	0	0	0	0
	F	47	0	0	0	0	0	0	0	0	0	10	36	0	0	0	0
Laramie	M	58	0	0	0	0	0	0	0	0	0	0	50	0	0	0	0
	F	17	0	0	0	0	0	0	0	0	0	0	13	0	0	0	0
Natrona	M	49	0	0	0	0	0	0	0	0	0	0	46	0	0	0	0
	F	12	0	0	0	0	0	0	0	0	0	0	9	0	0	0	0
Park	M	9	0	0	0	0	0	0	0	0	0	0	0	0	0	0	0
	F	5	0	0	0	0	0	0	0	0	0	0	0	0	0	0	0

Appendix Table 2.2: Total Number of Persons Working in Wyoming by Selected Variable, 2016

Occupation: 291071 : Physician Assistants

County		Total	11 - Agriculture, Forestry, Fishing, & Hunting	21 - Mining	23 - Construction	31,32 &,33 - Manufacturing	42,48,49 &,22 - Wholesale Trade, Transportation, Utilities, & Warehousing	44 & 45 - Retail Trade	51 - Information	52 & 53 - Financial Activities	54 & 55 - Professional & Business Services	61 - Educational Services	62 - Health Services	71 & 72 - Leisure & Hospitality	81 - Other Services	92 - Public Administration	99 - Unclassified
Total	M	124	0	0	0	0	0	0	0	0	0	0	113	0	0	0	0
	F	140	0	0	0	0	0	0	0	0	0	0	127	0	0	0	0
Fremont	M	8	0	0	0	0	0	0	0	0	0	0	0	0	0	0	0
	F	5	0	0	0	0	0	0	0	0	0	0	0	0	0	0	0
Laramie	M	16	0	0	0	0	0	0	0	0	0	0	13	0	0	0	0
	F	28	0	0	0	0	0	0	0	0	0	0	26	0	0	0	0
Natrona	M	22	0	0	0	0	0	0	0	0	0	0	21	0	0	0	0
	F	33	0	0	0	0	0	0	0	0	0	0	27	0	0	0	0
Park	M	16	0	0	0	0	0	0	0	0	0	0	16	0	0	0	0
	F	13	0	0	0	0	0	0	0	0	0	0	13	0	0	0	0
Sweetwater	M	14	0	0	0	0	0	0	0	0	0	0	0	0	0	0	0
	F	6	0	0	0	0	0	0	0	0	0	0	0	0	0	0	0
Teton	M	10	0	0	0	0	0	0	0	0	0	0	8	0	0	0	0
	F	5	0	0	0	0	0	0	0	0	0	0	5	0	0	0	0

Appendix Table 2.2: Total Number of Persons Working in Wyoming by Selected Variable, 2016

Occupation: 291122 : Occupational Therapists

County		Total	11 - Agriculture, Forestry, Fishing, & Hunting	21 - Mining	23 - Construction	31,32 &,33 - Manufacturing	42,48,49 &,22 - Wholesale Trade, Transportation, Utilities, & Warehousing	44 & 45 - Retail Trade	51 - Information	52 & 53 - Financial Activities	54 & 55 - Professional & Business Services	61 - Educational Services	62 - Health Services	71 & 72 - Leisure & Hospitality	81 - Other Services	92 - Public Administration	99 - Unclassified
Total	M	64	0	0	0	0	0	0	0	0	0	6	44	0	0	0	0
	F	450	0	0	0	0	0	0	0	0	0	79	334	0	0	0	0
Fremont	M	5	0	0	0	0	0	0	0	0	0	0	0	0	0	0	0
	F	33	0	0	0	0	0	0	0	0	0	0	0	0	0	0	0
Laramie	M	9	0	0	0	0	0	0	0	0	0	0	6	0	0	0	0
	F	107	0	0	0	0	0	0	0	0	0	0	94	0	0	0	0
Natrona	M	19	0	0	0	0	0	0	0	0	0	0	14	0	0	0	0
	F	122	0	0	0	0	0	0	0	0	0	0	104	0	0	0	0
Park	M	6	0	0	0	0	0	0	0	0	0	0	5	0	0	0	0
	F	18	0	0	0	0	0	0	0	0	0	0	11	0	0	0	0

Appendix Table 2.2: Total Number of Persons Working in Wyoming by Selected Variable, 2016

Occupation: 291123 : Physical Therapists

County		Total	11 - Agriculture, Forestry, Fishing, & Hunting	21 - Mining	23 - Construction	31,32 &,33 - Manufacturing	42,48,49 &,22 - Wholesale Trade, Transportation, Utilities, & Warehousing	44 & 45 - Retail Trade	51 - Information	52 & 53 - Financial Activities	54 & 55 - Professional & Business Services	61 - Educational Services	62 - Health Services	71 & 72 - Leisure & Hospitality	81 - Other Services	92 - Public Administration	99 - Unclassified
Total	M	146	0	0	0	0	0	0	0	0	0	0	137	0	0	0	0
	F	286	0	0	0	0	0	0	0	0	0	0	261	0	0	0	0
Albany	M	6	0	0	0	0	0	0	0	0	0	0	6	0	0	0	0
	F	19	0	0	0	0	0	0	0	0	0	0	16	0	0	0	0
Campbell	M	10	0	0	0	0	0	0	0	0	0	0	10	0	0	0	0
	F	26	0	0	0	0	0	0	0	0	0	0	23	0	0	0	0
Fremont	M	13	0	0	0	0	0	0	0	0	0	0	10	0	0	0	0
	F	24	0	0	0	0	0	0	0	0	0	0	18	0	0	0	0
Goshen	M	5	0	0	0	0	0	0	0	0	0	0	0	0	0	0	0
	F	5	0	0	0	0	0	0	0	0	0	0	0	0	0	0	0
Laramie	M	30	0	0	0	0	0	0	0	0	0	0	30	0	0	0	0
	F	68	0	0	0	0	0	0	0	0	0	0	63	0	0	0	0
Natrona	M	20	0	0	0	0	0	0	0	0	0	0	20	0	0	0	0
	F	43	0	0	0	0	0	0	0	0	0	0	41	0	0	0	0
Park	M	10	0	0	0	0	0	0	0	0	0	0	10	0	0	0	0
	F	9	0	0	0	0	0	0	0	0	0	0	8	0	0	0	0
Sheridan	M	7	0	0	0	0	0	0	0	0	0	0	7	0	0	0	0
	F	18	0	0	0	0	0	0	0	0	0	0	17	0	0	0	0
Teton	M	6	0	0	0	0	0	0	0	0	0	0	5	0	0	0	0
	F	25	0	0	0	0	0	0	0	0	0	0	25	0	0	0	0

Appendix Table 2.2: Total Number of Persons Working in Wyoming by Selected Variable, 2016

Occupation: 291125 : Recreational Therapists

County		Total	11 - Agriculture, Forestry, Fishing, & Hunting	21 - Mining	23 - Construction	31,32 &,33 - Manufacturing	42,48,49 &,22 - Wholesale Trade, Transportation, Utilities, & Warehousing	44 & 45 - Retail Trade	51 - Information	52 & 53 - Financial Activities	54 & 55 - Professional & Business Services	61 - Educational Services	62 - Health Services	71 & 72 - Leisure & Hospitality	81 - Other Services	92 - Public Administration	99 - Unclassified	
Total	M	36	0	0	0	0	0	0	0	0	0	0	0	0	0	0	32	0
	F	39	0	0	0	0	0	0	0	0	0	0	0	0	0	0	30	0
Fremont	M	10	0	0	0	0	0	0	0	0	0	0	0	0	0	0	10	0
	F	9	0	0	0	0	0	0	0	0	0	0	0	0	0	0	7	0

Appendix Table 2.2: Total Number of Persons Working in Wyoming by Selected Variable, 2016

Occupation: 291126 : Respiratory Therapists

County		Total	11 - Agriculture, Forestry, Fishing, & Hunting	21 - Mining	23 - Construction	31,32 &,33 - Manufacturing	42,48,49 &,22 - Wholesale Trade, Transportation, Utilities, & Warehousing	44 & 45 - Retail Trade	51 - Information	52 & 53 - Financial Activities	54 & 55 - Professional & Business Services	61 - Educational Services	62 - Health Services	71 & 72 - Leisure & Hospitality	81 - Other Services	92 - Public Administration	99 - Unclassified
Total	M	93	0	0	0	0	0	0	0	7	0	0	81	0	0	0	0
	F	184	0	0	0	0	0	0	0	20	0	0	155	0	0	0	0
Albany	M	12	0	0	0	0	0	0	0	0	0	0	8	0	0	0	0
	F	5	0	0	0	0	0	0	0	0	0	0	5	0	0	0	0
Campbell	M	6	0	0	0	0	0	0	0	0	0	0	6	0	0	0	0
	F	22	0	0	0	0	0	0	0	0	0	0	22	0	0	0	0
Fremont	M	11	0	0	0	0	0	0	0	0	0	0	11	0	0	0	0
	F	12	0	0	0	0	0	0	0	0	0	0	8	0	0	0	0
Laramie	M	18	0	0	0	0	0	0	0	0	0	0	15	0	0	0	0
	F	44	0	0	0	0	0	0	0	0	0	0	40	0	0	0	0
Natrona	M	20	0	0	0	0	0	0	0	0	0	0	18	0	0	0	0
	F	56	0	0	0	0	0	0	0	0	0	0	47	0	0	0	0
Park	M	5	0	0	0	0	0	0	0	0	0	0	0	0	0	0	0
	F	11	0	0	0	0	0	0	0	0	0	0	0	0	0	0	0
Teton	M	6	0	0	0	0	0	0	0	0	0	0	6	0	0	0	0
	F	7	0	0	0	0	0	0	0	0	0	0	7	0	0	0	0

Appendix Table 2.2: Total Number of Persons Working in Wyoming by Selected Variable, 2016

Occupation: 291127 : Speech-Language Pathologists

County		Total	11 - Agriculture, Forestry, Fishing, & Hunting	21 - Mining	23 - Construction	31,32 &,33 - Manufacturing	42,48,49 &,22 - Wholesale Trade, Transportation, Utilities, & Warehousing	44 & 45 - Retail Trade	51 - Information	52 & 53 - Financial Activities	54 & 55 - Professional & Business Services	61 - Educational Services	62 - Health Services	71 & 72 - Leisure & Hospitality	81 - Other Services	92 - Public Administration	99 - Unclassified
Total	M	27	0	0	0	0	0	0	0	0	0	12	9	0	0	0	0
	F	485	0	0	0	0	0	0	0	0	0	228	228	0	0	0	0
Albany	M	5	0	0	0	0	0	0	0	0	0	0	0	0	0	0	0
	F	38	0	0	0	0	0	0	0	0	0	0	0	0	0	0	0

Appendix Table 2.2: Total Number of Persons Working in Wyoming by Selected Variable, 2016

Occupation: 291141 : Registered Nurses

County	Total	11 - Agriculture, Forestry, Fishing, & Hunting	21 - Mining	23 - Construction	31,32 &,33 - Manufacturing	42,48,49 &,22 - Wholesale Trade, Transportation, Utilities, & Warehousing	44 & 45 - Retail Trade	51 - Information	52 & 53 - Financial Activities	54 & 55 - Professional & Business Services	61 - Educational Services	62 - Health Services	71 & 72 - Leisure & Hospitality	81 - Other Services	92 - Public Administration	99 - Unclassified
Total	M 571 F 6,474	0	0	6	0	0	9	0	0	33	13	444	5	0	50	0
Albany	M 26 F 368	0	0	0	0	0	0	0	0	0	0	21	0	0	0	0
Big Horn	M 8 F 75	0	0	0	0	0	0	0	0	0	0	6	0	0	0	0
Campbell	M 27 F 557	0	0	0	0	0	0	0	0	0	0	21	0	0	0	0
Crook	M 5 F 74	0	0	0	0	0	0	0	0	0	0	0	0	0	0	0
Fremont	M 34 F 453	0	0	0	0	0	0	0	0	0	0	28	0	0	0	0
Goshen	M 6 F 104	0	0	0	0	0	0	0	0	0	0	6	0	0	0	0
Johnson	M 5 F 45	0	0	0	0	0	0	0	0	0	0	0	0	0	0	0
Laramie	M 149 F 1,444	0	0	0	0	0	0	0	0	0	0	132	0	0	0	0
Lincoln	M 10 F 93	0	0	0	0	0	0	0	0	0	0	10	0	0	0	0
Natrona	M 117 F 1,209	0	0	0	0	0	0	0	0	7	0	99	0	0	0	0
Park	M 26 F 359	0	0	0	0	0	0	0	0	0	0	18	0	0	6	0
Platte	M 5 F 63	0	0	0	0	0	0	0	0	0	0	0	0	0	0	0
Sheridan	M 37 F 294	0	0	0	0	0	0	0	0	0	0	26	0	0	0	0
Sweetwater	M 18 F 257	0	0	0	0	0	0	0	0	0	0	14	0	0	0	0
Teton	M 33 F 349	0	0	0	0	0	0	0	0	0	0	28	0	0	0	0
Uinta	M 27 F 211	0	0	0	0	0	0	0	0	0	0	9	0	0	17	0
Washakie	M 7 F 78	0	0	0	0	0	0	0	0	0	0	6	0	0	0	0
WY	M 17 F 131	0	0	0	0	0	0	0	0	16	0	0	0	0	0	0

Appendix Table 2.2: Total Number of Persons Working in Wyoming by Selected Variable, 2016

Occupation: 291181 : Audiologists

County		Total	Selected Variable																
			11 - Agriculture, Forestry, Fishing, & Hunting	21 - Mining	23 - Construction	31,32 &,33 - Manufacturing	42,48,49 &,22 - Wholesale Trade, Transportation, Utilities, & Warehousing	44 & 45 - Retail Trade	51 - Information	52 & 53 - Financial Activities	54 & 55 - Professional & Business Services	61 - Educational Services	62 - Health Services	71 & 72 - Leisure & Hospitality	81 - Other Services	92 - Public Administration	99 - Unclassified		
Total	M	10	0	0	0	0	0	0	0	0	0	0	0	0	0	0	0	0	
	F	25	0	0	0	0	0	0	0	0	0	0	0	0	0	0	0	0	

Appendix Table 2.2: Total Number of Persons Working in Wyoming by Selected Variable, 2016

Occupation: 292011 : Medical and Clinical Laboratory Technologists

County		Total	11 - Agriculture, Forestry, Fishing, & Hunting	21 - Mining	23 - Construction	31,32 &,33 - Manufacturing	42,48,49 &,22 - Wholesale Trade, Transportation, Utilities, & Warehousing	44 & 45 - Retail Trade	51 - Information	52 & 53 - Financial Activities	54 & 55 - Professional & Business Services	61 - Educational Services	62 - Health Services	71 & 72 - Leisure & Hospitality	81 - Other Services	92 - Public Administration	99 - Unclassified	
Total	M	26	0	0	0	0	0	0	0	0	0	0	0	0	0	0	24	0
	F	39	0	0	0	0	0	0	0	0	0	0	0	0	0	0	32	0
Albany	M	11	0	0	0	0	0	0	0	0	0	0	0	0	0	0	11	0
	F	11	0	0	0	0	0	0	0	0	0	0	0	0	0	0	10	0
Laramie	M	11	0	0	0	0	0	0	0	0	0	0	0	0	0	0	10	0
	F	23	0	0	0	0	0	0	0	0	0	0	0	0	0	0	20	0

Appendix Table 2.2: Total Number of Persons Working in Wyoming by Selected Variable, 2016

Occupation: 292021 : Dental Hygienists

County		Total	11 - Agriculture, Forestry, Fishing, & Hunting	21 - Mining	23 - Construction	31,32 &,33 - Manufacturing	42,48,49 &,22 - Wholesale Trade, Transportation, Utilities, & Warehousing	44 & 45 - Retail Trade	51 - Information	52 & 53 - Financial Activities	54 & 55 - Professional & Business Services	61 - Educational Services	62 - Health Services	71 & 72 - Leisure & Hospitality	81 - Other Services	92 - Public Administration	99 - Unclassified
Total	M	5	0	0	0	0	0	0	0	0	0	0	0	0	0	0	0
	F	438	0	0	0	0	0	0	0	0	0	0	0	0	0	0	0

Appendix Table 2.2: Total Number of Persons Working in Wyoming by Selected Variable, 2016

Occupation: 292031 : Cardiovascular Technologists and Technicians

County		Total	11 - Agriculture, Forestry, Fishing, & Hunting	21 - Mining	23 - Construction	31,32 &,33 - Manufacturing	42,48,49 &,22 - Wholesale Trade, Transportation, Utilities, & Warehousing	44 & 45 - Retail Trade	51 - Information	52 & 53 - Financial Activities	54 & 55 - Professional & Business Services	61 - Educational Services	62 - Health Services	71 & 72 - Leisure & Hospitality	81 - Other Services	92 - Public Administration	99 - Unclassified	
Total	M	19	0	0	0	0	0	0	0	0	0	0	0	0	0	0	18	0
	F	20	0	0	0	0	0	0	0	0	0	0	0	0	0	0	16	0
Laramie	M	11	0	0	0	0	0	0	0	0	0	0	0	0	0	0	10	0
	F	14	0	0	0	0	0	0	0	0	0	0	0	0	0	0	11	0

Appendix Table 2.2: Total Number of Persons Working in Wyoming by Selected Variable, 2016

Occupation: 292034 : Radiologic Technologists and Technicians

County		Total	11 - Agriculture, Forestry, Fishing, & Hunting	21 - Mining	23 - Construction	31,32 &,33 - Manufacturing	42,48,49 &,22 - Wholesale Trade, Transportation, Utilities, & Warehousing	44 & 45 - Retail Trade	51 - Information	52 & 53 - Financial Activities	54 & 55 - Professional & Business Services	61 - Educational Services	62 - Health Services	71 & 72 - Leisure & Hospitality	81 - Other Services	92 - Public Administration	99 - Unclassified
Total	M	182	0	0	0	0	0	5	0	0	8	0	149	0	0	6	0
	F	679	0	0	0	0	0	16	0	0	17	0	571	0	0	10	0
Albany	M	13	0	0	0	0	0	0	0	0	0	0	10	0	0	0	0
	F	45	0	0	0	0	0	0	0	0	0	0	43	0	0	0	0
Campbell	M	8	0	0	0	0	0	0	0	0	0	0	6	0	0	0	0
	F	59	0	0	0	0	0	0	0	0	0	0	49	0	0	0	0
Fremont	M	8	0	0	0	0	0	0	0	0	0	0	6	0	0	0	0
	F	44	0	0	0	0	0	0	0	0	0	0	35	0	0	0	0
Laramie	M	51	0	0	0	0	0	0	0	0	0	0	44	0	0	0	0
	F	176	0	0	0	0	0	0	0	0	0	0	150	0	0	0	0
Lincoln	M	8	0	0	0	0	0	0	0	0	0	0	5	0	0	0	0
	F	18	0	0	0	0	0	0	0	0	0	0	15	0	0	0	0
Natrona	M	39	0	0	0	0	0	0	0	0	0	0	28	0	0	0	0
	F	139	0	0	0	0	0	0	0	0	0	0	114	0	0	0	0
Park	M	5	0	0	0	0	0	0	0	0	0	0	5	0	0	0	0
	F	33	0	0	0	0	0	0	0	0	0	0	30	0	0	0	0
Teton	M	16	0	0	0	0	0	0	0	0	0	0	16	0	0	0	0
	F	24	0	0	0	0	0	0	0	0	0	0	23	0	0	0	0
Uinta	M	11	0	0	0	0	0	0	0	0	0	0	9	0	0	0	0
	F	19	0	0	0	0	0	0	0	0	0	0	14	0	0	0	0

Appendix Table 2.2: Total Number of Persons Working in Wyoming by Selected Variable, 2016

Occupation: 292041 : Emergency Medical Technicians and Paramedics

County		Total	Occupation: 292041 : Emergency Medical Technicians and Paramedics																
			11 - Agriculture, Forestry, Fishing, & Hunting	21 - Mining	23 - Construction	31,32 &,33 - Manufacturing	42,48,49 &,22 - Wholesale Trade, Transportation, Utilities, & Warehousing	44 & 45 - Retail Trade	51 - Information	52 & 53 - Financial Activities	54 & 55 - Professional & Business Services	61 - Educational Services	62 - Health Services	71 & 72 - Leisure & Hospitality	81 - Other Services	92 - Public Administration	99 - Unclassified		
Total	M	13	0	0	0	0	0	0	0	0	0	0	0	0	0	0	0	0	
	F	10	0	0	0	0	0	0	0	0	0	0	0	0	0	0	0	0	

Appendix Table 2.2: Total Number of Persons Working in Wyoming by Selected Variable, 2016

Occupation: 292052 : Pharmacy Technicians

County		Total	11 - Agriculture, Forestry, Fishing, & Hunting	21 - Mining	23 - Construction	31,32 &,33 - Manufacturing	42,48,49 &,22 - Wholesale Trade, Transportation, Utilities, & Warehousing	44 & 45 - Retail Trade	51 - Information	52 & 53 - Financial Activities	54 & 55 - Professional & Business Services	61 - Educational Services	62 - Health Services	71 & 72 - Leisure & Hospitality	81 - Other Services	92 - Public Administration	99 - Unclassified
Total	M	199	0	0	6	0	7	109	0	10	8	6	24	15	0	0	0
	F	1,541	0	0	14	0	45	826	0	69	61	48	317	67	0	0	0
Albany	M	26	0	0	0	0	0	15	0	0	0	0	0	0	0	0	0
	F	62	0	0	0	0	0	36	0	0	0	0	0	0	0	0	0
Fremont	M	10	0	0	0	0	0	6	0	0	0	0	0	0	0	0	0
	F	98	0	0	0	0	0	39	0	0	0	0	0	0	0	0	0
Laramie	M	69	0	0	0	0	0	39	0	0	5	0	10	0	0	0	0
	F	299	0	0	0	0	0	157	0	0	26	0	72	0	0	0	0
Natrona	M	40	0	0	0	0	0	21	0	0	0	0	8	0	0	0	0
	F	269	0	0	0	0	0	134	0	0	0	0	71	0	0	0	0
Park	M	6	0	0	0	0	0	0	0	0	0	0	0	0	0	0	0
	F	65	0	0	0	0	0	0	0	0	0	0	0	0	0	0	0
Sheridan	M	14	0	0	0	0	0	8	0	0	0	0	0	0	0	0	0
	F	73	0	0	0	0	0	48	0	0	0	0	0	0	0	0	0
Teton	M	7	0	0	0	0	0	5	0	0	0	0	0	0	0	0	0
	F	46	0	0	0	0	0	25	0	0	0	0	0	0	0	0	0

Appendix Table 2.2: Total Number of Persons Working in Wyoming by Selected Variable, 2016

Occupation: 292061 : Licensed Practical and Licensed Vocational Nurses

County		Total	11 - Agriculture, Forestry, Fishing, & Hunting	21 - Mining	23 - Construction	31,32 &,33 - Manufacturing	42,48,49 &,22 - Wholesale Trade, Transportation, Utilities, & Warehousing	44 & 45 - Retail Trade	51 - Information	52 & 53 - Financial Activities	54 & 55 - Professional & Business Services	61 - Educational Services	62 - Health Services	71 & 72 - Leisure & Hospitality	81 - Other Services	92 - Public Administration	99 - Unclassified
Total	M	134	0	0	0	0	0	6	0	0	6	0	97	0	0	13	0
	F	1,803	0	0	0	0	0	31	0	0	53	0	1,519	0	0	90	0
Albany	M	6	0	0	0	0	0	0	0	0	0	0	0	0	0	0	0
	F	80	0	0	0	0	0	0	0	0	0	0	0	0	0	0	0
Big Horn	M	5	0	0	0	0	0	0	0	0	0	0	0	0	0	0	0
	F	38	0	0	0	0	0	0	0	0	0	0	0	0	0	0	0
Campbell	M	7	0	0	0	0	0	0	0	0	0	0	5	0	0	0	0
	F	207	0	0	0	0	0	0	0	0	0	0	186	0	0	0	0
Laramie	M	48	0	0	0	0	0	0	0	0	0	0	42	0	0	0	0
	F	527	0	0	0	0	0	0	0	0	0	0	464	0	0	0	0
Natrona	M	15	0	0	0	0	0	0	0	0	0	0	9	0	0	0	0
	F	230	0	0	0	0	0	0	0	0	0	0	211	0	0	0	0
Park	M	5	0	0	0	0	0	0	0	0	0	0	0	0	0	0	0
	F	73	0	0	0	0	0	0	0	0	0	0	0	0	0	0	0
Sheridan	M	12	0	0	0	0	0	0	0	0	0	0	7	0	0	0	0
	F	95	0	0	0	0	0	0	0	0	0	0	76	0	0	0	0
Teton	M	5	0	0	0	0	0	0	0	0	0	0	0	0	0	0	0
	F	27	0	0	0	0	0	0	0	0	0	0	0	0	0	0	0
Uinta	M	11	0	0	0	0	0	0	0	0	0	0	0	0	0	5	0
	F	90	0	0	0	0	0	0	0	0	0	0	0	0	0	34	0

Appendix Table 2.2: Total Number of Persons Working in Wyoming by Selected Variable, 2016

Occupation: 292092 : Hearing Aid Specialists

County		Total	11 - Agriculture, Forestry, Fishing, & Hunting	21 - Mining	23 - Construction	31,32 &,33 - Manufacturing	42,48,49 &,22 - Wholesale Trade, Transportation, Utilities, & Warehousing	44 & 45 - Retail Trade	51 - Information	52 & 53 - Financial Activities	54 & 55 - Professional & Business Services	61 - Educational Services	62 - Health Services	71 & 72 - Leisure & Hospitality	81 - Other Services	92 - Public Administration	99 - Unclassified
Total	M	7	0	0	0	0	0	0	0	0	0	0	0	0	0	0	0
	F	11	0	0	0	0	0	5	0	0	0	0	0	0	0	0	0

Appendix Table 2.2: Total Number of Persons Working in Wyoming by Selected Variable, 2016

Occupation: 299011 : Occupational Health and Safety Specialists

County		Total	11 - Agriculture, Forestry, Fishing, & Hunting	21 - Mining	23 - Construction	31,32 &,33 - Manufacturing	42,48,49 &,22 - Wholesale Trade, Transportation, Utilities, & Warehousing	44 & 45 - Retail Trade	51 - Information	52 & 53 - Financial Activities	54 & 55 - Professional & Business Services	61 - Educational Services	62 - Health Services	71 & 72 - Leisure & Hospitality	81 - Other Services	92 - Public Administration	99 - Unclassified	
Total	M	80	0	0	0	0	0	0	0	0	0	0	0	0	0	0	47	0
	F	21	0	0	0	0	0	0	0	0	0	0	0	0	0	0	16	0
Campbell	M	9	0	0	0	0	0	0	0	0	0	0	0	0	0	0	0	0
	F	5	0	0	0	0	0	0	0	0	0	0	0	0	0	0	0	0
Laramie	M	19	0	0	0	0	0	0	0	0	0	0	0	0	0	0	19	0
	F	11	0	0	0	0	0	0	0	0	0	0	0	0	0	0	11	0

Appendix Table 2.2: Total Number of Persons Working in Wyoming by Selected Variable, 2016

Occupation: 299012 : Occupational Health and Safety Technicians

County		Occupation: 299012 : Occupational Health and Safety Technicians															
		Total	11 - Agriculture, Forestry, Fishing, & Hunting	21 - Mining	23 - Construction	31,32 &,33 - Manufacturing	42,48,49 &,22 - Wholesale Trade, Transportation, Utilities, & Warehousing	44 & 45 - Retail Trade	51 - Information	52 & 53 - Financial Activities	54 & 55 - Professional & Business Services	61 - Educational Services	62 - Health Services	71 & 72 - Leisure & Hospitality	81 - Other Services	92 - Public Administration	99 - Unclassified
Total	M	6	0	0	0	0	0	0	0	0	0	0	0	0	0	0	0
	F	7	0	0	0	0	0	0	0	0	0	0	0	0	0	0	0

Appendix Table 2.2: Total Number of Persons Working in Wyoming by Selected Variable, 2016

Occupation: 311011 : Home Health Aides

County		Total	11 - Agriculture, Forestry, Fishing, & Hunting	21 - Mining	23 - Construction	31,32 &,33 - Manufacturing	42,48,49 &,22 - Wholesale Trade, Transportation, Utilities, & Warehousing	44 & 45 - Retail Trade	51 - Information	52 & 53 - Financial Activities	54 & 55 - Professional & Business Services	61 - Educational Services	62 - Health Services	71 & 72 - Leisure & Hospitality	81 - Other Services	92 - Public Administration	99 - Unclassified
Total	M	6	0	0	0	0	0	0	0	0	0	0	0	0	0	0	0
	F	17	0	0	0	0	0	0	0	0	0	0	0	0	0	0	0

Appendix Table 2.2: Total Number of Persons Working in Wyoming by Selected Variable, 2016

Occupation: 311014 : Nursing Assistants

County	Total	11 - Agriculture, Forestry, Fishing, & Hunting	21 - Mining	23 - Construction	31,32 &,33 - Manufacturing	42,48,49 &,22 - Wholesale Trade, Transportation, Utilities, & Warehousing	44 & 45 - Retail Trade	51 - Information	52 & 53 - Financial Activities	54 & 55 - Professional & Business Services	61 - Educational Services	62 - Health Services	71 & 72 - Leisure & Hospitality	81 - Other Services	92 - Public Administration	99 - Unclassified
Total	M 991 F 9,861	0 0	15 41	26 71	11 73	21 136	81 667	6 46	16 284	40 419	22 316	383 5,936	78 810	28 236	264 799	0 0
Albany	M 80 F 629	0 0	0 0	0 0	0 0	0 0	0 0	0 0	0 0	0 0	6 48	49 412	0 0	0 0	9 16	0 0
Big Horn	M 14 F 241	0 0	0 0	0 0	0 0	0 0	0 0	0 0	0 0	0 0	0 0	5 129	0 0	0 0	0 0	0 0
Campbell	M 22 F 534	0 0	0 0	0 0	0 0	0 0	0 0	0 0	0 0	0 0	0 0	14 322	0 0	0 0	0 0	0 0
Carbon	M 9 F 191	0 0	0 0	0 0	0 0	0 0	0 0	0 0	0 0	0 0	0 0	5 102	0 0	0 0	0 0	0 0
Converse	M 6 F 172	0 0	0 0	0 0	0 0	0 0	0 0	0 0	0 0	0 0	0 0	0 0	0 0	0 0	0 0	0 0
Fremont	M 262 F 1,018	0 0	0 0	0 0	0 0	0 0	23 46	0 0	0 0	0 0	7 41	47 433	22 82	8 17	138 341	0 0
Goshen	M 11 F 211	0 0	0 0	0 0	0 0	0 0	0 0	0 0	0 0	0 0	0 0	5 147	0 0	0 0	0 0	0 0
Hot Springs	M 7 F 146	0 0	0 0	0 0	0 0	0 0	0 0	0 0	0 0	0 0	0 0	0 0	0 0	0 0	0 0	0 0
Johnson	M 10 F 129	0 0	0 0	0 0	0 0	0 0	0 0	0 0	0 0	0 0	0 0	0 0	0 0	0 0	0 0	0 0
Laramie	M 158 F 1,666	0 0	0 0	0 0	0 0	6 25	13 117	0 0	5 70	12 85	0 0	77 1,106	17 136	0 0	12 32	0 0
Lincoln	M 15 F 260	0 0	0 0	0 0	0 0	0 0	5 28	0 0	0 0	0 0	0 0	8 154	0 0	0 0	0 0	0 0
Natrona	M 118 F 1,615	0 0	0 0	5 9	0 0	0 0	12 106	0 0	0 0	8 67	0 0	70 1,104	6 139	5 48	0 0	0 0
Park	M 27 F 461	0 0	0 0	0 0	0 0	0 0	5 20	0 0	0 0	0 0	0 0	10 302	0 0	0 0	0 0	0 0
Platte	M 7 F 114	0 0	0 0	0 0	0 0	0 0	0 0	0 0	0 0	0 0	0 0	6 66	0 0	0 0	0 0	0 0
Sheridan	M 35 F 582	0 0	0 0	0 0	0 0	0 0	5 45	0 0	0 0	0 0	0 0	21 384	0 0	0 0	0 0	0 0
Sublette	M 8 F 85	0 0	0 0	0 0	0 0	0 0	0 0	0 0	0 0	0 0	0 0	0 0	0 0	0 0	0 0	0 0
Sweetwater	M 24 F 520	0 0	0 0	0 0	0 0	0 0	0 0	0 0	0 0	0 0	0 0	11 332	0 0	0 0	0 0	0 0
Teton	M 23 F 234	0 0	0 0	0 0	0 0	0 0	0 0	0 0	0 0	0 0	0 0	13 135	5 32	0 0	0 0	0 0
Uinta	M 135 F 597	0 0	0 0	5 5	0 0	0 0	0 0	0 0	0 0	0 0	0 0	20 233	10 37	0 0	85 188	0 0
Washakie	M 10 F 147	0 0	0 0	0 0	0 0	0 0	0 0	0 0	0 0	0 0	0 0	6 88	0 0	0 0	0 0	0 0

Appendix Table 2.2: Total Number of Persons Working in Wyoming by Selected Variable, 2016

Occupation: 312021 : Physical Therapist Assistants

County		Total	11 - Agriculture, Forestry, Fishing, & Hunting	21 - Mining	23 - Construction	31,32 &,33 - Manufacturing	42,48,49 &,22 - Wholesale Trade, Transportation, Utilities, & Warehousing	44 & 45 - Retail Trade	51 - Information	52 & 53 - Financial Activities	54 & 55 - Professional & Business Services	61 - Educational Services	62 - Health Services	71 & 72 - Leisure & Hospitality	81 - Other Services	92 - Public Administration	99 - Unclassified
Total	M	45	0	0	0	0	0	0	0	0	0	0	41	0	0	0	0
	F	166	0	0	0	0	0	0	0	0	0	0	147	0	0	0	0
Laramie	M	16	0	0	0	0	0	0	0	0	0	0	16	0	0	0	0
	F	42	0	0	0	0	0	0	0	0	0	0	40	0	0	0	0
Natrona	M	8	0	0	0	0	0	0	0	0	0	0	7	0	0	0	0
	F	22	0	0	0	0	0	0	0	0	0	0	20	0	0	0	0

Appendix Table 2.2: Total Number of Persons Working in Wyoming by Selected Variable, 2016

Occupation: 331011 : First-Line Supervisors of Correctional Officers

County		Total	11 - Agriculture, Forestry, Fishing, & Hunting	21 - Mining	23 - Construction	31,32 &,33 - Manufacturing	42,48,49 &,22 - Wholesale Trade, Transportation, Utilities, & Warehousing	44 & 45 - Retail Trade	51 - Information	52 & 53 - Financial Activities	54 & 55 - Professional & Business Services	61 - Educational Services	62 - Health Services	71 & 72 - Leisure & Hospitality	81 - Other Services	92 - Public Administration	99 - Unclassified	
Total	M	83	0	0	0	0	0	0	0	0	0	0	0	0	0	0	75	0
	F	19	0	0	0	0	0	0	0	0	0	0	0	0	0	0	16	0
Carbon	M	29	0	0	0	0	0	0	0	0	0	0	0	0	0	0	25	0
	F	7	0	0	0	0	0	0	0	0	0	0	0	0	0	0	6	0
Niobrara	M	8	0	0	0	0	0	0	0	0	0	0	0	0	0	0	0	0
	F	5	0	0	0	0	0	0	0	0	0	0	0	0	0	0	0	0

Appendix Table 2.2: Total Number of Persons Working in Wyoming by Selected Variable, 2016

Occupation: 331012 : First-Line Supervisors of Police and Detectives

County		Total	11 - Agriculture, Forestry, Fishing, & Hunting	21 - Mining	23 - Construction	31,32 &,33 - Manufacturing	42,48,49 &,22 - Wholesale Trade, Transportation, Utilities, & Warehousing	44 & 45 - Retail Trade	51 - Information	52 & 53 - Financial Activities	54 & 55 - Professional & Business Services	61 - Educational Services	62 - Health Services	71 & 72 - Leisure & Hospitality	81 - Other Services	92 - Public Administration	99 - Unclassified	
Total	M	89	0	0	0	0	0	0	0	0	0	0	0	0	0	0	79	0
	F	9	0	0	0	0	0	0	0	0	0	0	0	0	0	0	7	0
Laramie	M	28	0	0	0	0	0	0	0	0	0	0	0	0	0	0	0	0
	F	5	0	0	0	0	0	0	0	0	0	0	0	0	0	0	0	0

Appendix Table 2.2: Total Number of Persons Working in Wyoming by Selected Variable, 2016

Occupation: 332011 : Firefighters

County		Total	11 - Agriculture, Forestry, Fishing, & Hunting	21 - Mining	23 - Construction	31,32 &,33 - Manufacturing	42,48,49 &,22 - Wholesale Trade, Transportation, Utilities, & Warehousing	44 & 45 - Retail Trade	51 - Information	52 & 53 - Financial Activities	54 & 55 - Professional & Business Services	61 - Educational Services	62 - Health Services	71 & 72 - Leisure & Hospitality	81 - Other Services	92 - Public Administration	99 - Unclassified	
Total	M	88	0	0	0	0	0	0	0	0	0	0	0	0	0	0	63	0
	F	10	0	0	0	0	0	0	0	0	0	0	0	0	0	0	6	0

Appendix Table 2.2: Total Number of Persons Working in Wyoming by Selected Variable, 2016

Occupation: 333012 : Correctional Officers and Jailers

County		Total	11 - Agriculture, Forestry, Fishing, & Hunting	21 - Mining	23 - Construction	31,32 &,33 - Manufacturing	42,48,49 &,22 - Wholesale Trade, Transportation, Utilities, & Warehousing	44 & 45 - Retail Trade	51 - Information	52 & 53 - Financial Activities	54 & 55 - Professional & Business Services	61 - Educational Services	62 - Health Services	71 & 72 - Leisure & Hospitality	81 - Other Services	92 - Public Administration	99 - Unclassified
Total	M	1,013	0	0	0	0	27	33	0	0	0	0	24	12	0	797	0
	F	294	0	0	0	0	6	18	0	0	0	0	24	8	0	217	0
Albany	M	39	0	0	0	0	0	0	0	0	0	0	0	0	0	31	0
	F	10	0	0	0	0	0	0	0	0	0	0	0	0	0	7	0
Campbell	M	22	0	0	0	0	0	0	0	0	0	0	0	0	0	0	0
	F	7	0	0	0	0	0	0	0	0	0	0	0	0	0	0	0
Carbon	M	311	0	0	0	0	0	15	0	0	0	0	0	0	0	255	0
	F	83	0	0	0	0	0	7	0	0	0	0	0	0	0	65	0
Converse	M	13	0	0	0	0	0	0	0	0	0	0	0	0	0	11	0
	F	5	0	0	0	0	0	0	0	0	0	0	0	0	0	5	0
Fremont	M	82	0	0	0	0	0	0	0	0	0	0	0	0	0	64	0
	F	30	0	0	0	0	0	0	0	0	0	0	0	0	0	16	0
Goshen	M	223	0	0	0	0	0	0	0	0	0	0	0	0	0	198	0
	F	50	0	0	0	0	0	0	0	0	0	0	0	0	0	41	0
Laramie	M	79	0	0	0	0	0	0	0	0	0	0	0	0	0	47	0
	F	12	0	0	0	0	0	0	0	0	0	0	0	0	0	6	0
Natrona	M	25	0	0	0	0	0	0	0	0	0	0	0	0	0	0	0
	F	7	0	0	0	0	0	0	0	0	0	0	0	0	0	0	0
Niobrara	M	47	0	0	0	0	0	0	0	0	0	0	0	0	0	42	0
	F	42	0	0	0	0	0	0	0	0	0	0	0	0	0	33	0
Platte	M	11	0	0	0	0	0	0	0	0	0	0	0	0	0	0	0
	F	5	0	0	0	0	0	0	0	0	0	0	0	0	0	0	0
Sweetwater	M	17	0	0	0	0	0	0	0	0	0	0	0	0	0	10	0
	F	6	0	0	0	0	0	0	0	0	0	0	0	0	0	5	0
Weston	M	86	0	0	0	0	0	0	0	0	0	0	0	0	0	81	0
	F	24	0	0	0	0	0	0	0	0	0	0	0	0	0	19	0

Appendix Table 2.2: Total Number of Persons Working in Wyoming by Selected Variable, 2016

Occupation: 333021 : Detectives and Criminal Investigators

County		Total	11 - Agriculture, Forestry, Fishing, & Hunting	21 - Mining	23 - Construction	31,32 &,33 - Manufacturing	42,48,49 &,22 - Wholesale Trade, Transportation, Utilities, & Warehousing	44 & 45 - Retail Trade	51 - Information	52 & 53 - Financial Activities	54 & 55 - Professional & Business Services	61 - Educational Services	62 - Health Services	71 & 72 - Leisure & Hospitality	81 - Other Services	92 - Public Administration	99 - Unclassified	
Total	M	131	0	0	0	0	0	0	0	0	0	0	0	0	0	0	125	0
	F	57	0	0	0	0	0	0	0	0	0	0	0	0	0	0	55	0
Fremont	M	7	0	0	0	0	0	0	0	0	0	0	0	0	0	0	6	0
	F	5	0	0	0	0	0	0	0	0	0	0	0	0	0	0	5	0
Laramie	M	51	0	0	0	0	0	0	0	0	0	0	0	0	0	0	49	0
	F	36	0	0	0	0	0	0	0	0	0	0	0	0	0	0	35	0
Natrona	M	16	0	0	0	0	0	0	0	0	0	0	0	0	0	0	15	0
	F	5	0	0	0	0	0	0	0	0	0	0	0	0	0	0	5	0

Appendix Table 2.2: Total Number of Persons Working in Wyoming by Selected Variable, 2016

Occupation: 333031 : Fish and Game Wardens

County		Total	Occupation																	
			11 - Agriculture, Forestry, Fishing, & Hunting	21 - Mining	23 - Construction	31,32 &,33 - Manufacturing	42,48,49 &,22 - Wholesale Trade, Transportation, Utilities, & Warehousing	44 & 45 - Retail Trade	51 - Information	52 & 53 - Financial Activities	54 & 55 - Professional & Business Services	61 - Educational Services	62 - Health Services	71 & 72 - Leisure & Hospitality	81 - Other Services	92 - Public Administration	99 - Unclassified			
Total	M	58	0	0	0	0	0	0	0	0	0	0	0	0	0	0	0	0	0	0
	F	6	0	0	0	0	0	0	0	0	0	0	0	0	0	0	0	0	0	55

Appendix Table 2.2: Total Number of Persons Working in Wyoming by Selected Variable, 2016

Occupation: 333051 : Police and Sheriff's Patrol Officers

County		Total	11 - Agriculture, Forestry, Fishing, & Hunting	21 - Mining	23 - Construction	31,32 &,33 - Manufacturing	42,48,49 &,22 - Wholesale Trade, Transportation, Utilities, & Warehousing	44 & 45 - Retail Trade	51 - Information	52 & 53 - Financial Activities	54 & 55 - Professional & Business Services	61 - Educational Services	62 - Health Services	71 & 72 - Leisure & Hospitality	81 - Other Services	92 - Public Administration	99 - Unclassified	
Total	M	259	0	0	0	0	0	0	0	0	0	0	0	0	0	0	217	0
	F	22	0	0	0	0	0	0	0	0	0	0	0	0	0	0	21	0
Sweetwater	M	17	0	0	0	0	0	0	0	0	0	0	0	0	0	0	15	0
	F	6	0	0	0	0	0	0	0	0	0	0	0	0	0	0	5	0

Appendix Table 2.2: Total Number of Persons Working in Wyoming by Selected Variable, 2016

Occupation: 339032 : Security Guards

County		Total	11 - Agriculture, Forestry, Fishing, & Hunting	21 - Mining	23 - Construction	31,32 &,33 - Manufacturing	42,48,49 &,22 - Wholesale Trade, Transportation, Utilities, & Warehousing	44 & 45 - Retail Trade	51 - Information	52 & 53 - Financial Activities	54 & 55 - Professional & Business Services	61 - Educational Services	62 - Health Services	71 & 72 - Leisure & Hospitality	81 - Other Services	92 - Public Administration	99 - Unclassified	
Total	M	174	0	0	0	0	0	0	0	0	12	0	0	15	0	102	0	0
	F	64	0	0	0	0	0	0	0	0	7	0	0	7	0	32	0	0
Laramie	M	29	0	0	0	0	0	0	0	0	0	0	0	0	0	0	0	0
	F	9	0	0	0	0	0	0	0	0	0	0	0	0	0	0	0	0
Natrona	M	21	0	0	0	0	0	0	0	0	0	0	0	0	0	0	0	0
	F	8	0	0	0	0	0	0	0	0	0	0	0	0	0	0	0	0
Sheridan	M	12	0	0	0	0	0	0	0	0	0	0	0	0	0	0	0	0
	F	5	0	0	0	0	0	0	0	0	0	0	0	0	0	0	0	0
Sweetwater	M	6	0	0	0	0	0	0	0	0	0	0	0	0	0	0	0	0
	F	5	0	0	0	0	0	0	0	0	0	0	0	0	0	0	0	0
Uinta	M	45	0	0	0	0	0	0	0	0	0	0	0	0	0	37	0	0
	F	19	0	0	0	0	0	0	0	0	0	0	0	0	0	15	0	0

Appendix Table 2.2: Total Number of Persons Working in Wyoming by Selected Variable, 2016

Occupation: 339091 : Crossing Guards

County		Total	Occupation																
			11 - Agriculture, Forestry, Fishing, & Hunting	21 - Mining	23 - Construction	31,32 &,33 - Manufacturing	42,48,49 &,22 - Wholesale Trade, Transportation, Utilities, & Warehousing	44 & 45 - Retail Trade	51 - Information	52 & 53 - Financial Activities	54 & 55 - Professional & Business Services	61 - Educational Services	62 - Health Services	71 & 72 - Leisure & Hospitality	81 - Other Services	92 - Public Administration	99 - Unclassified		
Total	M	18	0	0	0	0	0	0	0	0	0	0	0	0	0	0	0	0	
	F	20	0	0	0	0	0	0	0	0	0	0	0	0	0	0	0	0	

Appendix Table 2.2: Total Number of Persons Working in Wyoming by Selected Variable, 2016

Occupation: 339092 : Lifeguards, Ski Patrol, and Other Recreational Protective Service Workers

County		Total	11 - Agriculture, Forestry, Fishing, & Hunting	21 - Mining	23 - Construction	31,32 &,33 - Manufacturing	42,48,49 &,22 - Wholesale Trade, Transportation, Utilities, & Warehousing	44 & 45 - Retail Trade	51 - Information	52 & 53 - Financial Activities	54 & 55 - Professional & Business Services	61 - Educational Services	62 - Health Services	71 & 72 - Leisure & Hospitality	81 - Other Services	92 - Public Administration	99 - Unclassified
Total	M	60	0	0	0	0	0	0	0	0	0	23	0	11	0	0	0
	F	57	0	0	0	0	0	0	0	0	0	19	0	16	0	0	0
Fremont	M	16	0	0	0	0	0	0	0	0	0	13	0	0	0	0	0
	F	8	0	0	0	0	0	0	0	0	0	8	0	0	0	0	0

Appendix Table 2.2: Total Number of Persons Working in Wyoming by Selected Variable, 2016

Occupation: 339093 : Transportation Security Screeners

County		Total	11 - Agriculture, Forestry, Fishing, & Hunting	21 - Mining	23 - Construction	31,32 &,33 - Manufacturing	42,48,49 &,22 - Wholesale Trade, Transportation, Utilities, & Warehousing	44 & 45 - Retail Trade	51 - Information	52 & 53 - Financial Activities	54 & 55 - Professional & Business Services	61 - Educational Services	62 - Health Services	71 & 72 - Leisure & Hospitality	81 - Other Services	92 - Public Administration	99 - Unclassified
Total	M	61	0	0	0	0	0	0	0	0	0	45	0	0	0	0	0
	F	475	0	0	0	0	0	0	0	0	0	355	0	0	0	0	0
Albany	M	9	0	0	0	0	0	0	0	0	0	8	0	0	0	0	0
	F	50	0	0	0	0	0	0	0	0	0	46	0	0	0	0	0
Campbell	M	9	0	0	0	0	0	0	0	0	0	7	0	0	0	0	0
	F	104	0	0	0	0	0	0	0	0	0	78	0	0	0	0	0
Fremont	M	14	0	0	0	0	0	0	0	0	0	10	0	0	0	0	0
	F	36	0	0	0	0	0	0	0	0	0	29	0	0	0	0	0
Hot Springs	M	5	0	0	0	0	0	0	0	0	0	5	0	0	0	0	0
	F	16	0	0	0	0	0	0	0	0	0	13	0	0	0	0	0
Sweetwater	M	14	0	0	0	0	0	0	0	0	0	10	0	0	0	0	0
	F	104	0	0	0	0	0	0	0	0	0	69	0	0	0	0	0

Appendix Table 2.2: Total Number of Persons Working in Wyoming by Selected Variable, 2016

Occupation: 339099 : Protective Service Workers, All Other

County		Total	11 - Agriculture, Forestry, Fishing, & Hunting	21 - Mining	23 - Construction	31,32 &,33 - Manufacturing	42,48,49 &,22 - Wholesale Trade, Transportation, Utilities, & Warehousing	44 & 45 - Retail Trade	51 - Information	52 & 53 - Financial Activities	54 & 55 - Professional & Business Services	61 - Educational Services	62 - Health Services	71 & 72 - Leisure & Hospitality	81 - Other Services	92 - Public Administration	99 - Unclassified
Total	M	139	0	0	0	0	0	8	0	0	0	86	5	0	0	19	0
	F	709	0	0	0	0	0	22	0	0	0	543	70	0	0	16	0
Albany	M	42	0	0	0	0	0	0	0	0	0	26	0	0	0	0	0
	F	101	0	0	0	0	0	0	0	0	0	64	0	0	0	0	0
Campbell	M	12	0	0	0	0	0	0	0	0	0	6	0	0	0	0	0
	F	49	0	0	0	0	0	0	0	0	0	34	0	0	0	0	0
Fremont	M	8	0	0	0	0	0	0	0	0	0	0	0	0	0	0	0
	F	14	0	0	0	0	0	0	0	0	0	0	0	0	0	0	0
Hot Springs	M	5	0	0	0	0	0	0	0	0	0	0	0	0	0	0	0
	F	25	0	0	0	0	0	0	0	0	0	0	0	0	0	0	0
Laramie	M	6	0	0	0	0	0	0	0	0	0	0	0	0	0	0	0
	F	18	0	0	0	0	0	0	0	0	0	0	0	0	0	0	0
Natrona	M	51	0	0	0	0	0	0	0	0	0	43	0	0	0	0	0
	F	398	0	0	0	0	0	0	0	0	0	353	0	0	0	0	0
Platte	M	5	0	0	0	0	0	0	0	0	0	0	0	0	0	0	0
	F	6	0	0	0	0	0	0	0	0	0	0	0	0	0	0	0

Appendix Table 2.2: Total Number of Persons Working in Wyoming by Selected Variable, 2016

Occupation: 351012 : First-Line Supervisors of Food Preparation and Serving Workers

County		Total	11 - Agriculture, Forestry, Fishing, & Hunting	21 - Mining	23 - Construction	31,32 &,33 - Manufacturing	42,48,49 &,22 - Wholesale Trade, Transportation, Utilities, & Warehousing	44 & 45 - Retail Trade	51 - Information	52 & 53 - Financial Activities	54 & 55 - Professional & Business Services	61 - Educational Services	62 - Health Services	71 & 72 - Leisure & Hospitality	81 - Other Services	92 - Public Administration	99 - Unclassified	
Total	M	22	0	0	0	0	0	0	0	0	0	0	0	7	0	8	0	0
	F	234	0	0	0	0	0	0	0	0	0	0	0	19	0	22	0	0
Fremont	M	6	0	0	0	0	0	0	0	0	0	0	0	0	0	0	0	0
	F	28	0	0	0	0	0	0	0	0	0	0	0	0	0	0	0	0

Appendix Table 2.2: Total Number of Persons Working in Wyoming by Selected Variable, 2016

Occupation: 352011 : Cooks, Fast Food

County		Total	11 - Agriculture, Forestry, Fishing, & Hunting	21 - Mining	23 - Construction	31,32 &,33 - Manufacturing	42,48,49 &,22 - Wholesale Trade, Transportation, Utilities, & Warehousing	44 & 45 - Retail Trade	51 - Information	52 & 53 - Financial Activities	54 & 55 - Professional & Business Services	61 - Educational Services	62 - Health Services	71 & 72 - Leisure & Hospitality	81 - Other Services	92 - Public Administration	99 - Unclassified
Total	M	20	0	0	0	0	0	0	0	0	0	0	0	13	0	0	0
	F	15	0	0	0	0	0	0	0	0	0	0	0	7	0	0	0

Appendix Table 2.2: Total Number of Persons Working in Wyoming by Selected Variable, 2016

Occupation: 352012 : Cooks, Institution and Cafeteria

County		Total	11 - Agriculture, Forestry, Fishing, & Hunting	21 - Mining	23 - Construction	31,32 &,33 - Manufacturing	42,48,49 &,22 - Wholesale Trade, Transportation, Utilities, & Warehousing	44 & 45 - Retail Trade	51 - Information	52 & 53 - Financial Activities	54 & 55 - Professional & Business Services	61 - Educational Services	62 - Health Services	71 & 72 - Leisure & Hospitality	81 - Other Services	92 - Public Administration	99 - Unclassified
Total	M	93	0	0	0	0	0	0	0	0	0	28	0	9	0	37	0
	F	1,414	0	0	0	0	0	0	0	0	0	910	0	80	0	119	0
Carbon	M	6	0	0	0	0	0	0	0	0	0	0	0	0	0	0	0
	F	60	0	0	0	0	0	0	0	0	0	0	0	0	0	0	0
Fremont	M	24	0	0	0	0	0	0	0	0	0	0	0	0	0	18	0
	F	118	0	0	0	0	0	0	0	0	0	0	0	0	0	29	0
Goshen	M	7	0	0	0	0	0	0	0	0	0	0	0	0	0	5	0
	F	37	0	0	0	0	0	0	0	0	0	0	0	0	0	7	0
Johnson	M	6	0	0	0	0	0	0	0	0	0	0	0	0	0	0	0
	F	35	0	0	0	0	0	0	0	0	0	0	0	0	0	0	0
Laramie	M	6	0	0	0	0	0	0	0	0	0	0	0	0	0	0	0
	F	44	0	0	0	0	0	0	0	0	0	0	0	0	0	0	0
Natrona	M	5	0	0	0	0	0	0	0	0	0	0	0	0	0	0	0
	F	157	0	0	0	0	0	0	0	0	0	0	0	0	0	0	0
Sheridan	M	8	0	0	0	0	0	0	0	0	0	6	0	0	0	0	0
	F	94	0	0	0	0	0	0	0	0	0	63	0	0	0	0	0
Sweetwater	M	6	0	0	0	0	0	0	0	0	0	5	0	0	0	0	0
	F	138	0	0	0	0	0	0	0	0	0	110	0	0	0	0	0
Uinta	M	5	0	0	0	0	0	0	0	0	0	0	0	0	0	0	0
	F	114	0	0	0	0	0	0	0	0	0	0	0	0	0	0	0

Appendix Table 2.2: Total Number of Persons Working in Wyoming by Selected Variable, 2016

Occupation: 352014 : Cooks, Restaurant

County		Total	11 - Agriculture, Forestry, Fishing, & Hunting	21 - Mining	23 - Construction	31,32 &,33 - Manufacturing	42,48,49 &,22 - Wholesale Trade, Transportation, Utilities, & Warehousing	44 & 45 - Retail Trade	51 - Information	52 & 53 - Financial Activities	54 & 55 - Professional & Business Services	61 - Educational Services	62 - Health Services	71 & 72 - Leisure & Hospitality	81 - Other Services	92 - Public Administration	99 - Unclassified
Total	M	96	0	0	0	0	0	0	0	0	0	0	0	52	0	0	0
	F	31	0	0	0	0	0	0	0	0	0	0	0	18	0	0	0

Appendix Table 2.2: Total Number of Persons Working in Wyoming by Selected Variable, 2016

Occupation: 352015 : Cooks, Short Order

County		Total	11 - Agriculture, Forestry, Fishing, & Hunting	21 - Mining	23 - Construction	31,32 &,33 - Manufacturing	42,48,49 &,22 - Wholesale Trade, Transportation, Utilities, & Warehousing	44 & 45 - Retail Trade	51 - Information	52 & 53 - Financial Activities	54 & 55 - Professional & Business Services	61 - Educational Services	62 - Health Services	71 & 72 - Leisure & Hospitality	81 - Other Services	92 - Public Administration	99 - Unclassified
Total	M	12	0	0	0	0	0	0	0	0	0	0	0	0	0	0	0
	F	9	0	0	0	0	0	0	0	0	0	0	0	0	0	0	0

Appendix Table 2.2: Total Number of Persons Working in Wyoming by Selected Variable, 2016

Occupation: 352021 : Food Preparation Workers

County		Total	11 - Agriculture, Forestry, Fishing, & Hunting	21 - Mining	23 - Construction	31,32 &,33 - Manufacturing	42,48,49 &,22 - Wholesale Trade, Transportation, Utilities, & Warehousing	44 & 45 - Retail Trade	51 - Information	52 & 53 - Financial Activities	54 & 55 - Professional & Business Services	61 - Educational Services	62 - Health Services	71 & 72 - Leisure & Hospitality	81 - Other Services	92 - Public Administration	99 - Unclassified
Total	M	28	0	0	0	0	0	6	0	0	0	0	0	6	0	8	0
	F	75	0	0	0	0	0	6	0	0	0	0	0	13	0	35	0
Natrona	M	5	0	0	0	0	0	0	0	0	0	0	0	0	0	0	0
	F	6	0	0	0	0	0	0	0	0	0	0	0	0	0	0	0

Appendix Table 2.2: Total Number of Persons Working in Wyoming by Selected Variable, 2016

Occupation: 353011 : Bartenders

County		Total	11 - Agriculture, Forestry, Fishing, & Hunting	21 - Mining	23 - Construction	31,32 &,33 - Manufacturing	42,48,49 &,22 - Wholesale Trade, Transportation, Utilities, & Warehousing	44 & 45 - Retail Trade	51 - Information	52 & 53 - Financial Activities	54 & 55 - Professional & Business Services	61 - Educational Services	62 - Health Services	71 & 72 - Leisure & Hospitality	81 - Other Services	92 - Public Administration	99 - Unclassified
Total	M	19	0	0	0	0	0	0	0	0	0	0	0	9	0	0	0
	F	105	0	0	0	0	0	0	0	0	0	0	0	47	0	0	0
Laramie	M	7	0	0	0	0	0	0	0	0	0	0	0	0	0	0	0
	F	14	0	0	0	0	0	0	0	0	0	0	0	0	0	0	0

Appendix Table 2.2: Total Number of Persons Working in Wyoming by Selected Variable, 2016

Occupation: 353021 : Combined Food Preparation and Serving Workers, Including Fast Food

County		Total	11 - Agriculture, Forestry, Fishing, & Hunting	21 - Mining	23 - Construction	31,32 &,33 - Manufacturing	42,48,49 &,22 - Wholesale Trade, Transportation, Utilities, & Warehousing	44 & 45 - Retail Trade	51 - Information	52 & 53 - Financial Activities	54 & 55 - Professional & Business Services	61 - Educational Services	62 - Health Services	71 & 72 - Leisure & Hospitality	81 - Other Services	92 - Public Administration	99 - Unclassified
Total	M	90	0	0	0	0	0	18	0	0	0	0	0	40	0	12	0
	F	181	0	0	0	0	0	23	0	0	0	0	0	67	0	50	0
Campbell	M	6	0	0	0	0	0	0	0	0	0	0	0	0	0	0	0
	F	13	0	0	0	0	0	0	0	0	0	0	0	0	0	0	0
Johnson	M	7	0	0	0	0	0	0	0	0	0	0	0	0	0	0	0
	F	14	0	0	0	0	0	0	0	0	0	0	0	0	0	0	0
Laramie	M	21	0	0	0	0	0	5	0	0	0	0	0	9	0	0	0
	F	21	0	0	0	0	0	6	0	0	0	0	0	13	0	0	0
Natrona	M	9	0	0	0	0	0	0	0	0	0	0	0	6	0	0	0
	F	18	0	0	0	0	0	0	0	0	0	0	0	9	0	0	0
Sweetwater	M	5	0	0	0	0	0	0	0	0	0	0	0	0	0	0	0
	F	11	0	0	0	0	0	0	0	0	0	0	0	0	0	0	0
Uinta	M	15	0	0	0	0	0	0	0	0	0	0	0	0	0	6	0
	F	13	0	0	0	0	0	0	0	0	0	0	0	0	0	8	0

Appendix Table 2.2: Total Number of Persons Working in Wyoming by Selected Variable, 2016

Occupation: 353022 : Counter Attendants, Cafeteria, Food Concession, and Coffee Shop

County		Total	11 - Agriculture, Forestry, Fishing, & Hunting	21 - Mining	23 - Construction	31,32 &,33 - Manufacturing	42,48,49 &,22 - Wholesale Trade, Transportation, Utilities, & Warehousing	44 & 45 - Retail Trade	51 - Information	52 & 53 - Financial Activities	54 & 55 - Professional & Business Services	61 - Educational Services	62 - Health Services	71 & 72 - Leisure & Hospitality	81 - Other Services	92 - Public Administration	99 - Unclassified
Total	M	25	0	0	0	0	0	7	5	0	0	0	0	10	0	0	0
	F	80	0	0	0	0	0	19	6	0	0	0	0	20	0	0	0
Natrona	M	5	0	0	0	0	0	0	0	0	0	0	0	0	0	0	0
	F	9	0	0	0	0	0	0	0	0	0	0	0	0	0	0	0

Appendix Table 2.2: Total Number of Persons Working in Wyoming by Selected Variable, 2016

Occupation: 353031 : Waiters and Waitresses

County		Total	11 - Agriculture, Forestry, Fishing, & Hunting	21 - Mining	23 - Construction	31,32 &,33 - Manufacturing	42,48,49 &,22 - Wholesale Trade, Transportation, Utilities, & Warehousing	44 & 45 - Retail Trade	51 - Information	52 & 53 - Financial Activities	54 & 55 - Professional & Business Services	61 - Educational Services	62 - Health Services	71 & 72 - Leisure & Hospitality	81 - Other Services	92 - Public Administration	99 - Unclassified
Total	M	34	0	0	0	0	0	5	0	0	0	0	0	20	0	0	0
	F	214	0	0	0	0	0	25	0	0	0	0	0	114	0	0	0
Albany	M	5	0	0	0	0	0	0	0	0	0	0	0	5	0	0	0
	F	20	0	0	0	0	0	0	0	0	0	0	0	11	0	0	0
Laramie	M	8	0	0	0	0	0	0	0	0	0	0	0	5	0	0	0
	F	37	0	0	0	0	0	0	0	0	0	0	0	17	0	0	0
Natrona	M	5	0	0	0	0	0	0	0	0	0	0	0	0	0	0	0
	F	41	0	0	0	0	0	0	0	0	0	0	0	0	0	0	0

Appendix Table 2.2: Total Number of Persons Working in Wyoming by Selected Variable, 2016

Occupation: 359011 : Dining Room and Cafeteria Attendants and Bartender Helpers

County		Total	11 - Agriculture, Forestry, Fishing, & Hunting	21 - Mining	23 - Construction	31,32 &,33 - Manufacturing	42,48,49 &,22 - Wholesale Trade, Transportation, Utilities, & Warehousing	44 & 45 - Retail Trade	51 - Information	52 & 53 - Financial Activities	54 & 55 - Professional & Business Services	61 - Educational Services	62 - Health Services	71 & 72 - Leisure & Hospitality	81 - Other Services	92 - Public Administration	99 - Unclassified
Total	M	14	0	0	0	0	0	0	0	0	0	0	0	7	0	0	0
	F	16	0	0	0	0	0	0	0	0	0	0	0	8	0	0	0

Appendix Table 2.2: Total Number of Persons Working in Wyoming by Selected Variable, 2016

Occupation: 359021 : Dishwashers

County		Total	11 - Agriculture, Forestry, Fishing, & Hunting	21 - Mining	23 - Construction	31,32 &,33 - Manufacturing	42,48,49 &,22 - Wholesale Trade, Transportation, Utilities, & Warehousing	44 & 45 - Retail Trade	51 - Information	52 & 53 - Financial Activities	54 & 55 - Professional & Business Services	61 - Educational Services	62 - Health Services	71 & 72 - Leisure & Hospitality	81 - Other Services	92 - Public Administration	99 - Unclassified
Total	M	47	0	0	0	0	0	0	0	0	0	0	0	28	0	0	0
	F	20	0	0	0	0	0	0	0	0	0	0	0	8	0	0	0

Appendix Table 2.2: Total Number of Persons Working in Wyoming by Selected Variable, 2016

Occupation: 371011 : First-Line Supervisors of Housekeeping and Janitorial Workers

County		Total	11 - Agriculture, Forestry, Fishing, & Hunting	21 - Mining	23 - Construction	31,32 &,33 - Manufacturing	42,48,49 &,22 - Wholesale Trade, Transportation, Utilities, & Warehousing	44 & 45 - Retail Trade	51 - Information	52 & 53 - Financial Activities	54 & 55 - Professional & Business Services	61 - Educational Services	62 - Health Services	71 & 72 - Leisure & Hospitality	81 - Other Services	92 - Public Administration	99 - Unclassified	
Total	M	162	0	0	0	0	0	0	0	0	0	128	0	0	0	0	6	0
	F	126	0	0	0	0	0	0	0	0	0	94	0	0	0	0	13	0
Campbell	M	15	0	0	0	0	0	0	0	0	0	12	0	0	0	0	0	0
	F	31	0	0	0	0	0	0	0	0	0	28	0	0	0	0	0	0
Converse	M	7	0	0	0	0	0	0	0	0	0	0	0	0	0	0	0	0
	F	7	0	0	0	0	0	0	0	0	0	0	0	0	0	0	0	0
Goshen	M	11	0	0	0	0	0	0	0	0	0	0	0	0	0	0	0	0
	F	7	0	0	0	0	0	0	0	0	0	0	0	0	0	0	0	0
Laramie	M	15	0	0	0	0	0	0	0	0	0	8	0	0	0	0	0	0
	F	6	0	0	0	0	0	0	0	0	0	5	0	0	0	0	0	0
Natrona	M	31	0	0	0	0	0	0	0	0	0	25	0	0	0	0	0	0
	F	19	0	0	0	0	0	0	0	0	0	16	0	0	0	0	0	0

Appendix Table 2.2: Total Number of Persons Working in Wyoming by Selected Variable, 2016

Occupation: 371012 : First-Line Supervisors of Landscaping, Lawn Service, and Groundsk

County		Total	11 - Agriculture, Forestry, Fishing, & Hunting	21 - Mining	23 - Construction	31,32 &,33 - Manufacturing	42,48,49 &,22 - Wholesale Trade, Transportation, Utilities, & Warehousing	44 & 45 - Retail Trade	51 - Information	52 & 53 - Financial Activities	54 & 55 - Professional & Business Services	61 - Educational Services	62 - Health Services	71 & 72 - Leisure & Hospitality	81 - Other Services	92 - Public Administration	99 - Unclassified	
Total	M	47	0	0	0	0	0	0	0	0	0	0	0	0	0	0	17	0
	F	7	0	0	0	0	0	0	0	0	0	0	0	0	0	0	5	0

Appendix Table 2.2: Total Number of Persons Working in Wyoming by Selected Variable, 2016

Occupation: 372011 : Janitors and Cleaners, Except Maids and Housekeeping Cleaners

County		Total	11 - Agriculture, Forestry, Fishing, & Hunting	21 - Mining	23 - Construction	31,32 &,33 - Manufacturing	42,48,49 &,22 - Wholesale Trade, Transportation, Utilities, & Warehousing	44 & 45 - Retail Trade	51 - Information	52 & 53 - Financial Activities	54 & 55 - Professional & Business Services	61 - Educational Services	62 - Health Services	71 & 72 - Leisure & Hospitality	81 - Other Services	92 - Public Administration	99 - Unclassified
Total	M	789	0	7	21	0	25	42	0	8	47	399	34	48	13	130	0
	F	1,037	0	6	8	0	20	77	0	16	47	569	82	81	10	107	0
Albany	M	42	0	0	0	0	0	0	0	0	0	26	0	0	0	0	0
	F	30	0	0	0	0	0	0	0	0	0	16	0	0	0	0	0
Big Horn	M	12	0	0	0	0	0	0	0	0	0	0	0	0	0	7	0
	F	28	0	0	0	0	0	0	0	0	0	0	0	0	0	9	0
Campbell	M	67	0	0	0	0	0	0	0	0	9	36	0	5	0	0	0
	F	148	0	0	0	0	0	0	0	0	10	96	0	8	0	0	0
Carbon	M	23	0	0	0	0	0	0	0	0	0	14	0	0	0	0	0
	F	48	0	0	0	0	0	0	0	0	0	29	0	0	0	0	0
Converse	M	18	0	0	0	0	0	0	0	0	0	9	0	0	0	0	0
	F	26	0	0	0	0	0	0	0	0	0	11	0	0	0	0	0
Crook	M	6	0	0	0	0	0	0	0	0	0	0	0	0	0	0	0
	F	37	0	0	0	0	0	0	0	0	0	0	0	0	0	0	0
Fremont	M	85	0	0	0	0	0	0	0	0	0	68	0	0	0	0	0
	F	49	0	0	0	0	0	0	0	0	0	31	0	0	0	0	0
Goshen	M	25	0	0	0	0	0	0	0	0	0	19	0	0	0	0	0
	F	28	0	0	0	0	0	0	0	0	0	13	0	0	0	0	0
Hot Springs	M	12	0	0	0	0	0	0	0	0	0	0	0	0	0	7	0
	F	12	0	0	0	0	0	0	0	0	0	0	0	0	0	6	0
Johnson	M	21	0	0	0	0	0	0	0	0	0	10	0	0	0	7	0
	F	29	0	0	0	0	0	0	0	0	0	14	0	0	0	8	0
Laramie	M	142	0	0	0	0	0	0	0	0	0	20	7	0	0	67	0
	F	86	0	0	0	0	0	0	0	0	0	19	12	0	0	36	0
Lincoln	M	18	0	0	0	0	0	0	0	0	0	13	0	0	0	0	0
	F	41	0	0	0	0	0	0	0	0	0	31	0	0	0	0	0
Natrona	M	74	0	0	0	0	0	0	0	0	7	41	0	0	0	0	0
	F	94	0	0	0	0	0	0	0	0	10	43	0	0	0	0	0
Park	M	33	0	0	0	0	0	0	0	0	0	23	0	0	0	0	0
	F	18	0	0	0	0	0	0	0	0	0	7	0	0	0	0	0
Platte	M	20	0	0	0	0	0	0	0	0	0	11	0	0	0	5	0
	F	30	0	0	0	0	0	0	0	0	0	12	0	0	0	7	0
Sheridan	M	52	0	0	0	0	0	0	0	0	0	36	0	0	0	0	0
	F	40	0	0	0	0	0	0	0	0	0	22	0	0	0	0	0
Sweetwater	M	58	0	0	0	0	0	0	0	0	0	31	0	0	0	0	0
	F	158	0	0	0	0	0	0	0	0	0	96	0	0	0	0	0
Teton	M	30	0	0	0	0	0	0	0	0	0	16	0	0	0	0	0
	F	16	0	0	0	0	0	0	0	0	0	10	0	0	0	0	0
Uinta	M	25	0	0	0	0	0	0	0	0	0	13	0	0	0	6	0
	F	66	0	0	0	0	0	0	0	0	0	45	0	0	0	8	0
Weston	M	6	0	0	0	0	0	0	0	0	0	0	0	0	0	0	0
	F	25	0	0	0	0	0	0	0	0	0	0	0	0	0	0	0
WY	M	12	0	0	0	0	0	0	0	0	0	0	0	0	0	0	0
	F	6	0	0	0	0	0	0	0	0	0	0	0	0	0	0	0

Appendix Table 2.2: Total Number of Persons Working in Wyoming by Selected Variable, 2016

Occupation: 372012 : Maids and Housekeeping Cleaners

County		Total	11 - Agriculture, Forestry, Fishing, & Hunting	21 - Mining	23 - Construction	31,32 &,33 - Manufacturing	42,48,49 &,22 - Wholesale Trade, Transportation, Utilities, & Warehousing	44 & 45 - Retail Trade	51 - Information	52 & 53 - Financial Activities	54 & 55 - Professional & Business Services	61 - Educational Services	62 - Health Services	71 & 72 - Leisure & Hospitality	81 - Other Services	92 - Public Administration	99 - Unclassified
Total	M	42	0	0	0	0	0	0	0	0	6	0	5	11	0	10	0
	F	252	0	0	0	0	0	0	0	0	13	0	42	70	0	61	0
Fremont	M	8	0	0	0	0	0	0	0	0	0	0	0	0	0	0	0
	F	15	0	0	0	0	0	0	0	0	0	0	0	0	0	0	0
Laramie	M	6	0	0	0	0	0	0	0	0	0	0	0	0	0	0	0
	F	27	0	0	0	0	0	0	0	0	0	0	0	0	0	0	0
Uinta	M	5	0	0	0	0	0	0	0	0	0	0	0	0	0	0	0
	F	28	0	0	0	0	0	0	0	0	0	0	0	0	0	0	0

Appendix Table 2.2: Total Number of Persons Working in Wyoming by Selected Variable, 2016

Occupation: 373011 : Landscaping and Groundskeeping Workers

County		Total	11 - Agriculture, Forestry, Fishing, & Hunting	21 - Mining	23 - Construction	31,32 &,33 - Manufacturing	42,48,49 &,22 - Wholesale Trade, Transportation, Utilities, & Warehousing	44 & 45 - Retail Trade	51 - Information	52 & 53 - Financial Activities	54 & 55 - Professional & Business Services	61 - Educational Services	62 - Health Services	71 & 72 - Leisure & Hospitality	81 - Other Services	92 - Public Administration	99 - Unclassified
Total	M	503	0	0	0	0	0	38	0	9	63	31	15	76	0	126	0
	F	213	0	0	0	0	0	20	0	5	17	22	21	31	0	82	0
Albany	M	14	0	0	0	0	0	0	0	0	0	0	0	0	0	0	0
	F	14	0	0	0	0	0	0	0	0	0	0	0	0	0	0	0
Big Horn	M	10	0	0	0	0	0	0	0	0	0	0	0	0	0	0	0
	F	7	0	0	0	0	0	0	0	0	0	0	0	0	0	0	0
Campbell	M	30	0	0	0	0	0	0	0	0	0	0	0	0	0	0	0
	F	8	0	0	0	0	0	0	0	0	0	0	0	0	0	0	0
Carbon	M	6	0	0	0	0	0	0	0	0	0	0	0	0	0	0	0
	F	15	0	0	0	0	0	0	0	0	0	0	0	0	0	0	0
Fremont	M	33	0	0	0	0	0	0	0	0	0	0	0	0	0	17	0
	F	11	0	0	0	0	0	0	0	0	0	0	0	0	0	7	0
Laramie	M	121	0	0	0	0	0	0	0	0	0	0	0	0	0	52	0
	F	42	0	0	0	0	0	0	0	0	0	0	0	0	0	29	0
Natrona	M	59	0	0	0	0	0	0	0	0	0	0	0	0	0	0	0
	F	17	0	0	0	0	0	0	0	0	0	0	0	0	0	0	0
Park	M	22	0	0	0	0	0	0	0	0	0	0	0	0	0	0	0
	F	7	0	0	0	0	0	0	0	0	0	0	0	0	0	0	0
Platte	M	10	0	0	0	0	0	0	0	0	0	0	0	0	0	7	0
	F	8	0	0	0	0	0	0	0	0	0	0	0	0	0	7	0
Sheridan	M	44	0	0	0	0	0	0	0	0	0	0	0	0	0	0	0
	F	15	0	0	0	0	0	0	0	0	0	0	0	0	0	0	0
Sweetwater	M	15	0	0	0	0	0	0	0	0	0	0	0	0	0	0	0
	F	6	0	0	0	0	0	0	0	0	0	0	0	0	0	0	0
Teton	M	39	0	0	0	0	0	0	0	0	0	0	0	13	0	0	0
	F	21	0	0	0	0	0	0	0	0	0	0	0	11	0	0	0
Uinta	M	13	0	0	0	0	0	0	0	0	0	0	0	0	0	7	0
	F	20	0	0	0	0	0	0	0	0	0	0	0	0	0	14	0

Appendix Table 2.2: Total Number of Persons Working in Wyoming by Selected Variable, 2016

Occupation: 373012 : Pesticide Handlers, Sprayers, and Applicators, Vegetation

County		Total	11 - Agriculture, Forestry, Fishing, & Hunting	21 - Mining	23 - Construction	31,32 &,33 - Manufacturing	42,48,49 &,22 - Wholesale Trade, Transportation, Utilities, & Warehousing	44 & 45 - Retail Trade	51 - Information	52 & 53 - Financial Activities	54 & 55 - Professional & Business Services	61 - Educational Services	62 - Health Services	71 & 72 - Leisure & Hospitality	81 - Other Services	92 - Public Administration	99 - Unclassified
Total	M	65	14	0	0	0	0	0	0	0	0	0	0	0	0	0	0
	F	21	5	0	0	0	0	0	0	0	0	0	0	0	0	0	0

Appendix Table 2.2: Total Number of Persons Working in Wyoming by Selected Variable, 2016

Occupation: 391021 : First-Line Supervisors of Personal Service Workers

County		Total	11 - Agriculture, Forestry, Fishing, & Hunting	21 - Mining	23 - Construction	31,32 &,33 - Manufacturing	42,48,49 &,22 - Wholesale Trade, Transportation, Utilities, & Warehousing	44 & 45 - Retail Trade	51 - Information	52 & 53 - Financial Activities	54 & 55 - Professional & Business Services	61 - Educational Services	62 - Health Services	71 & 72 - Leisure & Hospitality	81 - Other Services	92 - Public Administration	99 - Unclassified
Total	M	36	0	0	0	0	0	0	0	0	0	0	0	0	27	0	0
	F	18	0	0	0	0	0	0	0	0	0	0	0	0	5	0	0

Appendix Table 2.2: Total Number of Persons Working in Wyoming by Selected Variable, 2016

Occupation: 392021 : Nonfarm Animal Caretakers

County		Total	11 - Agriculture, Forestry, Fishing, & Hunting	21 - Mining	23 - Construction	31,32 &,33 - Manufacturing	42,48,49 &,22 - Wholesale Trade, Transportation, Utilities, & Warehousing	44 & 45 - Retail Trade	51 - Information	52 & 53 - Financial Activities	54 & 55 - Professional & Business Services	61 - Educational Services	62 - Health Services	71 & 72 - Leisure & Hospitality	81 - Other Services	92 - Public Administration	99 - Unclassified
Total	M	13	0	0	0	0	0	0	0	0	0	0	0	0	0	0	0
	F	31	0	0	0	0	0	0	0	0	0	0	0	0	0	0	0
Laramie	M	7	0	0	0	0	0	0	0	0	0	0	0	0	0	0	0
	F	6	0	0	0	0	0	0	0	0	0	0	0	0	0	0	0

Appendix Table 2.2: Total Number of Persons Working in Wyoming by Selected Variable, 2016

Occupation: 393091 : Amusement and Recreation Attendants

County		Total	11 - Agriculture, Forestry, Fishing, & Hunting	21 - Mining	23 - Construction	31,32 &,33 - Manufacturing	42,48,49 &,22 - Wholesale Trade, Transportation, Utilities, & Warehousing	44 & 45 - Retail Trade	51 - Information	52 & 53 - Financial Activities	54 & 55 - Professional & Business Services	61 - Educational Services	62 - Health Services	71 & 72 - Leisure & Hospitality	81 - Other Services	92 - Public Administration	99 - Unclassified
Total	M	65	0	0	0	0	0	16	0	0	0	0	0	19	0	0	0
	F	66	0	0	0	0	0	6	0	0	0	0	0	30	0	0	0
Campbell	M	9	0	0	0	0	0	0	0	0	0	0	0	0	0	0	0
	F	5	0	0	0	0	0	0	0	0	0	0	0	0	0	0	0
Fremont	M	6	0	0	0	0	0	0	0	0	0	0	0	0	0	0	0
	F	6	0	0	0	0	0	0	0	0	0	0	0	0	0	0	0
Laramie	M	7	0	0	0	0	0	0	0	0	0	0	0	0	0	0	0
	F	9	0	0	0	0	0	0	0	0	0	0	0	0	0	0	0
Natrona	M	5	0	0	0	0	0	0	0	0	0	0	0	0	0	0	0
	F	16	0	0	0	0	0	0	0	0	0	0	0	0	0	0	0
Sheridan	M	7	0	0	0	0	0	0	0	0	0	0	0	0	0	0	0
	F	5	0	0	0	0	0	0	0	0	0	0	0	0	0	0	0

Appendix Table 2.2: Total Number of Persons Working in Wyoming by Selected Variable, 2016

Occupation: 397011 : Tour Guides and Escorts

County		Total	11 - Agriculture, Forestry, Fishing, & Hunting	21 - Mining	23 - Construction	31,32 &,33 - Manufacturing	42,48,49 &,22 - Wholesale Trade, Transportation, Utilities, & Warehousing	44 & 45 - Retail Trade	51 - Information	52 & 53 - Financial Activities	54 & 55 - Professional & Business Services	61 - Educational Services	62 - Health Services	71 & 72 - Leisure & Hospitality	81 - Other Services	92 - Public Administration	99 - Unclassified
Total	M	30	0	0	0	0	0	0	0	0	0	0	0	0	0	0	0
	F	7	0	0	0	0	0	0	0	0	0	0	0	0	0	0	0

Appendix Table 2.2: Total Number of Persons Working in Wyoming by Selected Variable, 2016

Occupation: 397012 : Travel Guides

County		Total	11 - Agriculture, Forestry, Fishing, & Hunting	21 - Mining	23 - Construction	31,32 &,33 - Manufacturing	42,48,49 &,22 - Wholesale Trade, Transportation, Utilities, & Warehousing	44 & 45 - Retail Trade	51 - Information	52 & 53 - Financial Activities	54 & 55 - Professional & Business Services	61 - Educational Services	62 - Health Services	71 & 72 - Leisure & Hospitality	81 - Other Services	92 - Public Administration	99 - Unclassified
Total	M	39	0	0	0	0	0	0	0	0	0	0	0	15	0	0	0
	F	12	0	0	0	0	0	0	0	0	0	0	0	7	0	0	0
Teton	M	19	0	0	0	0	0	0	0	0	0	0	0	13	0	0	0
	F	10	0	0	0	0	0	0	0	0	0	0	0	7	0	0	0

Appendix Table 2.2: Total Number of Persons Working in Wyoming by Selected Variable, 2016

Occupation: 399011 : Childcare Workers

County		Total	11 - Agriculture, Forestry, Fishing, & Hunting	21 - Mining	23 - Construction	31,32 &,33 - Manufacturing	42,48,49 &,22 - Wholesale Trade, Transportation, Utilities, & Warehousing	44 & 45 - Retail Trade	51 - Information	52 & 53 - Financial Activities	54 & 55 - Professional & Business Services	61 - Educational Services	62 - Health Services	71 & 72 - Leisure & Hospitality	81 - Other Services	92 - Public Administration	99 - Unclassified
Total	M	14	0	0	0	0	0	0	0	0	0	0	10	0	0	0	0
	F	192	0	0	0	0	0	0	0	0	0	0	101	0	0	0	0

Appendix Table 2.2: Total Number of Persons Working in Wyoming by Selected Variable, 2016

Occupation: 399021 : Personal Care Aides

County		Total	11 - Agriculture, Forestry, Fishing, & Hunting	21 - Mining	23 - Construction	31,32 &,33 - Manufacturing	42,48,49 &,22 - Wholesale Trade, Transportation, Utilities, & Warehousing	44 & 45 - Retail Trade	51 - Information	52 & 53 - Financial Activities	54 & 55 - Professional & Business Services	61 - Educational Services	62 - Health Services	71 & 72 - Leisure & Hospitality	81 - Other Services	92 - Public Administration	99 - Unclassified
Total	M	16	0	0	0	0	0	0	0	0	0	0	10	0	0	0	0
	F	112	0	0	0	0	0	0	0	0	0	0	67	0	0	0	0

Appendix Table 2.2: Total Number of Persons Working in Wyoming by Selected Variable, 2016

Occupation: 399031 : Fitness Trainers and Aerobics Instructors

County		Total	Selected Variable																
			11 - Agriculture, Forestry, Fishing, & Hunting	21 - Mining	23 - Construction	31,32 &,33 - Manufacturing	42,48,49 &,22 - Wholesale Trade, Transportation, Utilities, & Warehousing	44 & 45 - Retail Trade	51 - Information	52 & 53 - Financial Activities	54 & 55 - Professional & Business Services	61 - Educational Services	62 - Health Services	71 & 72 - Leisure & Hospitality	81 - Other Services	92 - Public Administration	99 - Unclassified		
Total	M	11	0	0	0	0	0	0	0	0	0	0	0	0	0	0	0	0	
	F	53	0	0	0	0	0	0	0	0	0	0	0	0	0	0	0	0	

Appendix Table 2.2: Total Number of Persons Working in Wyoming by Selected Variable, 2016

Occupation: 399032 : Recreation Workers

County		Total	11 - Agriculture, Forestry, Fishing, & Hunting	21 - Mining	23 - Construction	31,32 &,33 - Manufacturing	42,48,49 &,22 - Wholesale Trade, Transportation, Utilities, & Warehousing	44 & 45 - Retail Trade	51 - Information	52 & 53 - Financial Activities	54 & 55 - Professional & Business Services	61 - Educational Services	62 - Health Services	71 & 72 - Leisure & Hospitality	81 - Other Services	92 - Public Administration	99 - Unclassified
Total	M	14	0	0	0	0	0	0	0	0	0	0	0	0	0	0	0
	F	33	0	0	0	0	0	0	0	0	0	0	0	0	0	0	0

Appendix Table 2.2: Total Number of Persons Working in Wyoming by Selected Variable, 2016

Occupation: 399099 : Personal Care and Service Workers, All Other

County		Total	11 - Agriculture, Forestry, Fishing, & Hunting	21 - Mining	23 - Construction	31,32 &,33 - Manufacturing	42,48,49 &,22 - Wholesale Trade, Transportation, Utilities, & Warehousing	44 & 45 - Retail Trade	51 - Information	52 & 53 - Financial Activities	54 & 55 - Professional & Business Services	61 - Educational Services	62 - Health Services	71 & 72 - Leisure & Hospitality	81 - Other Services	92 - Public Administration	99 - Unclassified
Total	M	6	0	0	0	0	0	0	0	0	0	0	0	0	0	0	0
	F	12	0	0	0	0	0	0	0	0	0	0	0	0	0	0	0

Appendix Table 2.2: Total Number of Persons Working in Wyoming by Selected Variable, 2016

Occupation: 411011 : First-Line Supervisors of Retail Sales Workers

County		Total	11 - Agriculture, Forestry, Fishing, & Hunting	21 - Mining	23 - Construction	31,32 &,33 - Manufacturing	42,48,49 &,22 - Wholesale Trade, Transportation, Utilities, & Warehousing	44 & 45 - Retail Trade	51 - Information	52 & 53 - Financial Activities	54 & 55 - Professional & Business Services	61 - Educational Services	62 - Health Services	71 & 72 - Leisure & Hospitality	81 - Other Services	92 - Public Administration	99 - Unclassified
Total	M	15	0	0	0	0	0	5	0	0	0	0	0	0	0	0	0
	F	27	0	0	0	0	0	11	0	0	0	0	0	0	0	0	0

Appendix Table 2.2: Total Number of Persons Working in Wyoming by Selected Variable, 2016

Occupation: 412011 : Cashiers

County		Total	11 - Agriculture, Forestry, Fishing, & Hunting	21 - Mining	23 - Construction	31,32 &,33 - Manufacturing	42,48,49 &,22 - Wholesale Trade, Transportation, Utilities, & Warehousing	44 & 45 - Retail Trade	51 - Information	52 & 53 - Financial Activities	54 & 55 - Professional & Business Services	61 - Educational Services	62 - Health Services	71 & 72 - Leisure & Hospitality	81 - Other Services	92 - Public Administration	99 - Unclassified
Total	M	97	0	0	0	0	0	32	0	0	0	0	0	34	0	0	0
	F	294	0	0	0	0	0	108	0	0	0	0	0	73	0	0	0
Albany	M	10	0	0	0	0	0	0	0	0	0	0	0	0	0	0	0
	F	12	0	0	0	0	0	0	0	0	0	0	0	0	0	0	0
Carbon	M	7	0	0	0	0	0	0	0	0	0	0	0	0	0	0	0
	F	10	0	0	0	0	0	0	0	0	0	0	0	0	0	0	0
Laramie	M	17	0	0	0	0	0	0	0	0	0	0	0	8	0	0	0
	F	37	0	0	0	0	0	0	0	0	0	0	0	10	0	0	0
Natrona	M	9	0	0	0	0	0	0	0	0	0	0	0	0	0	0	0
	F	45	0	0	0	0	0	0	0	0	0	0	0	0	0	0	0
Park	M	6	0	0	0	0	0	0	0	0	0	0	0	0	0	0	0
	F	20	0	0	0	0	0	0	0	0	0	0	0	0	0	0	0
Sheridan	M	7	0	0	0	0	0	0	0	0	0	0	0	0	0	0	0
	F	11	0	0	0	0	0	0	0	0	0	0	0	0	0	0	0
Sweetwater	M	11	0	0	0	0	0	0	0	0	0	0	0	0	0	0	0
	F	22	0	0	0	0	0	0	0	0	0	0	0	0	0	0	0
Uinta	M	5	0	0	0	0	0	0	0	0	0	0	0	0	0	0	0
	F	11	0	0	0	0	0	0	0	0	0	0	0	0	0	0	0

Appendix Table 2.2: Total Number of Persons Working in Wyoming by Selected Variable, 2016

Occupation: 412021 : Counter and Rental Clerks

County		Total	11 - Agriculture, Forestry, Fishing, & Hunting	21 - Mining	23 - Construction	31,32 &,33 - Manufacturing	42,48,49 &,22 - Wholesale Trade, Transportation, Utilities, & Warehousing	44 & 45 - Retail Trade	51 - Information	52 & 53 - Financial Activities	54 & 55 - Professional & Business Services	61 - Educational Services	62 - Health Services	71 & 72 - Leisure & Hospitality	81 - Other Services	92 - Public Administration	99 - Unclassified
Total	M	53	0	0	0	0	5	10	0	14	0	0	0	6	0	0	0
	F	94	0	0	0	0	5	14	0	24	0	0	0	18	0	0	0
Laramie	M	10	0	0	0	0	0	0	0	0	0	0	0	0	0	0	0
	F	17	0	0	0	0	0	0	0	0	0	0	0	0	0	0	0
Natrona	M	7	0	0	0	0	0	0	0	0	0	0	0	0	0	0	0
	F	14	0	0	0	0	0	0	0	0	0	0	0	0	0	0	0
Park	M	6	0	0	0	0	0	0	0	0	0	0	0	0	0	0	0
	F	5	0	0	0	0	0	0	0	0	0	0	0	0	0	0	0
Teton	M	11	0	0	0	0	0	0	0	0	0	0	0	5	0	0	0
	F	12	0	0	0	0	0	0	0	0	0	0	0	5	0	0	0

Appendix Table 2.2: Total Number of Persons Working in Wyoming by Selected Variable, 2016

Occupation: 412022 : Parts Salespersons

County		Total	11 - Agriculture, Forestry, Fishing, & Hunting	21 - Mining	23 - Construction	31,32 &,33 - Manufacturing	42,48,49 &,22 - Wholesale Trade, Transportation, Utilities, & Warehousing	44 & 45 - Retail Trade	51 - Information	52 & 53 - Financial Activities	54 & 55 - Professional & Business Services	61 - Educational Services	62 - Health Services	71 & 72 - Leisure & Hospitality	81 - Other Services	92 - Public Administration	99 - Unclassified
Total	M	36	0	0	0	0	0	12	0	0	0	0	0	0	0	0	0
	F	9	0	0	0	0	0	5	0	0	0	0	0	0	0	0	0

Appendix Table 2.2: Total Number of Persons Working in Wyoming by Selected Variable, 2016

Occupation: 412031 : Retail Salespersons

County		Total	11 - Agriculture, Forestry, Fishing, & Hunting	21 - Mining	23 - Construction	31,32 &,33 - Manufacturing	42,48,49 &,22 - Wholesale Trade, Transportation, Utilities, & Warehousing	44 & 45 - Retail Trade	51 - Information	52 & 53 - Financial Activities	54 & 55 - Professional & Business Services	61 - Educational Services	62 - Health Services	71 & 72 - Leisure & Hospitality	81 - Other Services	92 - Public Administration	99 - Unclassified
Total	M	148	0	0	0	0	15	63	0	10	0	0	7	20	0	0	0
	F	239	0	0	0	0	10	88	0	16	0	0	38	36	0	0	0
Albany	M	7	0	0	0	0	0	0	0	0	0	0	0	0	0	0	0
	F	15	0	0	0	0	0	0	0	0	0	0	0	0	0	0	0
Campbell	M	6	0	0	0	0	0	0	0	0	0	0	0	0	0	0	0
	F	25	0	0	0	0	0	0	0	0	0	0	0	0	0	0	0
Fremont	M	15	0	0	0	0	0	0	0	0	0	0	0	0	0	0	0
	F	10	0	0	0	0	0	0	0	0	0	0	0	0	0	0	0
Laramie	M	28	0	0	0	0	0	9	0	5	0	0	0	0	0	0	0
	F	35	0	0	0	0	0	20	0	5	0	0	0	0	0	0	0
Natrona	M	22	0	0	0	0	0	12	0	0	0	0	0	0	0	0	0
	F	51	0	0	0	0	0	16	0	0	0	0	0	0	0	0	0
Park	M	14	0	0	0	0	0	7	0	0	0	0	0	0	0	0	0
	F	18	0	0	0	0	0	5	0	0	0	0	0	0	0	0	0
Sheridan	M	11	0	0	0	0	0	8	0	0	0	0	0	0	0	0	0
	F	16	0	0	0	0	0	8	0	0	0	0	0	0	0	0	0
Sweetwater	M	14	0	0	0	0	0	0	0	0	0	0	0	0	0	0	0
	F	14	0	0	0	0	0	0	0	0	0	0	0	0	0	0	0
Teton	M	18	0	0	0	0	0	9	0	0	0	0	0	7	0	0	0
	F	29	0	0	0	0	0	10	0	0	0	0	0	8	0	0	0

Appendix Table 2.2: Total Number of Persons Working in Wyoming by Selected Variable, 2016

Occupation: 413011 : Advertising Sales Agents

County		Total	11 - Agriculture, Forestry, Fishing, & Hunting	21 - Mining	23 - Construction	31,32 &,33 - Manufacturing	42,48,49 &,22 - Wholesale Trade, Transportation, Utilities, & Warehousing	44 & 45 - Retail Trade	51 - Information	52 & 53 - Financial Activities	54 & 55 - Professional & Business Services	61 - Educational Services	62 - Health Services	71 & 72 - Leisure & Hospitality	81 - Other Services	92 - Public Administration	99 - Unclassified
Total	M	18	0	0	0	0	0	0	8	0	0	0	0	0	0	0	0
	F	50	0	0	0	0	0	0	25	0	0	0	0	0	0	0	0

Appendix Table 2.2: Total Number of Persons Working in Wyoming by Selected Variable, 2016

Occupation: 413021 : Insurance Sales Agents

County		Total	11 - Agriculture, Forestry, Fishing, & Hunting	21 - Mining	23 - Construction	31,32 &,33 - Manufacturing	42,48,49 &,22 - Wholesale Trade, Transportation, Utilities, & Warehousing	44 & 45 - Retail Trade	51 - Information	52 & 53 - Financial Activities	54 & 55 - Professional & Business Services	61 - Educational Services	62 - Health Services	71 & 72 - Leisure & Hospitality	81 - Other Services	92 - Public Administration	99 - Unclassified
Total	M	16	0	0	0	0	0	0	0	11	0	0	0	0	0	0	0
	F	48	0	0	0	0	0	0	0	35	0	0	0	0	0	0	0

Appendix Table 2.2: Total Number of Persons Working in Wyoming by Selected Variable, 2016

Occupation: 413099 : Sales Representatives, Services, All Other

County		Total	Occupation: 413099 : Sales Representatives, Services, All Other																
			11 - Agriculture, Forestry, Fishing, & Hunting	21 - Mining	23 - Construction	31,32 &,33 - Manufacturing	42,48,49 &,22 - Wholesale Trade, Transportation, Utilities, & Warehousing	44 & 45 - Retail Trade	51 - Information	52 & 53 - Financial Activities	54 & 55 - Professional & Business Services	61 - Educational Services	62 - Health Services	71 & 72 - Leisure & Hospitality	81 - Other Services	92 - Public Administration	99 - Unclassified		
Total	M	26	0	0	0	0	0	0	0	0	0	0	0	0	0	0	0	0	
	F	15	0	0	0	0	0	0	0	0	0	0	0	0	0	0	0	0	

Appendix Table 2.2: Total Number of Persons Working in Wyoming by Selected Variable, 2016

Occupation: 414012 : Sales Representatives, Wholesale and Manufacturing, Except Technical and Scientific Products

County		Total	11 - Agriculture, Forestry, Fishing, & Hunting	21 - Mining	23 - Construction	31,32 &,33 - Manufacturing	42,48,49 &,22 - Wholesale Trade, Transportation, Utilities, & Warehousing	44 & 45 - Retail Trade	51 - Information	52 & 53 - Financial Activities	54 & 55 - Professional & Business Services	61 - Educational Services	62 - Health Services	71 & 72 - Leisure & Hospitality	81 - Other Services	92 - Public Administration	99 - Unclassified
Total	M	103	0	0	0	0	47	0	0	0	0	0	0	0	0	0	0
	F	25	0	0	0	0	12	0	0	0	0	0	0	0	0	0	0
Campbell	M	15	0	0	0	0	8	0	0	0	0	0	0	0	0	0	0
	F	6	0	0	0	0	5	0	0	0	0	0	0	0	0	0	0
Natrona	M	44	0	0	0	0	0	0	0	0	0	0	0	0	0	0	0
	F	8	0	0	0	0	0	0	0	0	0	0	0	0	0	0	0

Appendix Table 2.2: Total Number of Persons Working in Wyoming by Selected Variable, 2016

Occupation: 431011 : First-Line Supervisors of Office and Administrative Support Work

County		Total	11 - Agriculture, Forestry, Fishing, & Hunting	21 - Mining	23 - Construction	31,32 &,33 - Manufacturing	42,48,49 &,22 - Wholesale Trade, Transportation, Utilities, & Warehousing	44 & 45 - Retail Trade	51 - Information	52 & 53 - Financial Activities	54 & 55 - Professional & Business Services	61 - Educational Services	62 - Health Services	71 & 72 - Leisure & Hospitality	81 - Other Services	92 - Public Administration	99 - Unclassified	
Total	M	65	0	0	0	0	0	0	0	0	0	0	0	0	0	0	56	0
	F	285	0	0	0	0	0	0	0	0	0	0	0	0	0	0	241	0
Fremont	M	7	0	0	0	0	0	0	0	0	0	0	0	0	0	0	7	0
	F	17	0	0	0	0	0	0	0	0	0	0	0	0	0	0	12	0
Laramie	M	39	0	0	0	0	0	0	0	0	0	0	0	0	0	0	35	0
	F	164	0	0	0	0	0	0	0	0	0	0	0	0	0	0	149	0

Appendix Table 2.2: Total Number of Persons Working in Wyoming by Selected Variable, 2016

Occupation: 433031 : Bookkeeping, Accounting, and Auditing Clerks

County		Total	11 - Agriculture, Forestry, Fishing, & Hunting	21 - Mining	23 - Construction	31,32 &,33 - Manufacturing	42,48,49 &,22 - Wholesale Trade, Transportation, Utilities, & Warehousing	44 & 45 - Retail Trade	51 - Information	52 & 53 - Financial Activities	54 & 55 - Professional & Business Services	61 - Educational Services	62 - Health Services	71 & 72 - Leisure & Hospitality	81 - Other Services	92 - Public Administration	99 - Unclassified	
Total	M	49	0	0	0	0	0	0	0	5	0	0	0	0	0	0	27	0
	F	483	0	0	0	0	0	0	0	35	0	0	0	0	0	0	215	0
Campbell	M	6	0	0	0	0	0	0	0	0	0	0	0	0	0	0	0	0
	F	26	0	0	0	0	0	0	0	0	0	0	0	0	0	0	0	0
Laramie	M	17	0	0	0	0	0	0	0	0	0	0	0	0	0	0	15	0
	F	166	0	0	0	0	0	0	0	0	0	0	0	0	0	0	117	0
Uinta	M	5	0	0	0	0	0	0	0	0	0	0	0	0	0	0	0	0
	F	10	0	0	0	0	0	0	0	0	0	0	0	0	0	0	0	0

Appendix Table 2.2: Total Number of Persons Working in Wyoming by Selected Variable, 2016

Occupation: 433071 : Tellers

County		Total	11 - Agriculture, Forestry, Fishing, & Hunting	21 - Mining	23 - Construction	31,32 &,33 - Manufacturing	42,48,49 &,22 - Wholesale Trade, Transportation, Utilities, & Warehousing	44 & 45 - Retail Trade	51 - Information	52 & 53 - Financial Activities	54 & 55 - Professional & Business Services	61 - Educational Services	62 - Health Services	71 & 72 - Leisure & Hospitality	81 - Other Services	92 - Public Administration	99 - Unclassified
Total	M	13	0	0	0	0	0	0	0	0	0	0	0	0	0	0	0
	F	206	0	0	0	0	0	0	0	135	0	0	0	0	0	0	0

Appendix Table 2.2: Total Number of Persons Working in Wyoming by Selected Variable, 2016

Occupation: 434031 : Court, Municipal, and License Clerks

County		Total	11 - Agriculture, Forestry, Fishing, & Hunting	21 - Mining	23 - Construction	31,32 &,33 - Manufacturing	42,48,49 &,22 - Wholesale Trade, Transportation, Utilities, & Warehousing	44 & 45 - Retail Trade	51 - Information	52 & 53 - Financial Activities	54 & 55 - Professional & Business Services	61 - Educational Services	62 - Health Services	71 & 72 - Leisure & Hospitality	81 - Other Services	92 - Public Administration	99 - Unclassified	
Total	M	34	0	0	0	0	0	0	0	0	0	0	0	0	0	0	28	0
	F	174	0	0	0	0	0	0	0	0	0	0	0	0	0	0	136	0
Laramie	M	12	0	0	0	0	0	0	0	0	0	0	0	0	0	0	11	0
	F	37	0	0	0	0	0	0	0	0	0	0	0	0	0	0	34	0

Appendix Table 2.2: Total Number of Persons Working in Wyoming by Selected Variable, 2016

Occupation: 434051 : Customer Service Representatives

County		Total	11 - Agriculture, Forestry, Fishing, & Hunting	21 - Mining	23 - Construction	31,32 &,33 - Manufacturing	42,48,49 &,22 - Wholesale Trade, Transportation, Utilities, & Warehousing	44 & 45 - Retail Trade	51 - Information	52 & 53 - Financial Activities	54 & 55 - Professional & Business Services	61 - Educational Services	62 - Health Services	71 & 72 - Leisure & Hospitality	81 - Other Services	92 - Public Administration	99 - Unclassified
Total	M	33	0	0	0	0	0	5	0	10	5	0	0	0	0	0	0
	F	141	0	0	0	0	0	13	0	43	9	0	0	0	0	0	0
Laramie	M	12	0	0	0	0	0	0	0	0	0	0	0	0	0	0	0
	F	35	0	0	0	0	0	0	0	0	0	0	0	0	0	0	0
Natrona	M	8	0	0	0	0	0	0	0	0	0	0	0	0	0	0	0
	F	17	0	0	0	0	0	0	0	0	0	0	0	0	0	0	0

Appendix Table 2.2: Total Number of Persons Working in Wyoming by Selected Variable, 2016

Occupation: 434061 : Eligibility Interviewers, Government Programs

County		Total	11 - Agriculture, Forestry, Fishing, & Hunting	21 - Mining	23 - Construction	31,32 &,33 - Manufacturing	42,48,49 &,22 - Wholesale Trade, Transportation, Utilities, & Warehousing	44 & 45 - Retail Trade	51 - Information	52 & 53 - Financial Activities	54 & 55 - Professional & Business Services	61 - Educational Services	62 - Health Services	71 & 72 - Leisure & Hospitality	81 - Other Services	92 - Public Administration	99 - Unclassified
Total	M	73	0	0	0	0	0	0	0	0	0	0	5	0	0	59	0
	F	517	0	0	0	0	0	0	0	0	0	0	29	0	0	442	0
Albany	M	6	0	0	0	0	0	0	0	0	0	0	0	0	0	5	0
	F	23	0	0	0	0	0	0	0	0	0	0	0	0	0	19	0
Laramie	M	41	0	0	0	0	0	0	0	0	0	0	0	0	0	36	0
	F	203	0	0	0	0	0	0	0	0	0	0	0	0	0	179	0
Natrona	M	11	0	0	0	0	0	0	0	0	0	0	0	0	0	10	0
	F	106	0	0	0	0	0	0	0	0	0	0	0	0	0	88	0

Appendix Table 2.2: Total Number of Persons Working in Wyoming by Selected Variable, 2016

Occupation: 434081 : Hotel, Motel, and Resort Desk Clerks

County		Total	11 - Agriculture, Forestry, Fishing, & Hunting	21 - Mining	23 - Construction	31,32 &,33 - Manufacturing	42,48,49 &,22 - Wholesale Trade, Transportation, Utilities, & Warehousing	44 & 45 - Retail Trade	51 - Information	52 & 53 - Financial Activities	54 & 55 - Professional & Business Services	61 - Educational Services	62 - Health Services	71 & 72 - Leisure & Hospitality	81 - Other Services	92 - Public Administration	99 - Unclassified
Total	M	17	0	0	0	0	0	0	0	0	0	0	0	14	0	0	0
	F	43	0	0	0	0	0	0	0	0	0	0	0	22	0	0	0

Appendix Table 2.2: Total Number of Persons Working in Wyoming by Selected Variable, 2016

Occupation: 434121 : Library Assistants, Clerical

County		Total	11 - Agriculture, Forestry, Fishing, & Hunting	21 - Mining	23 - Construction	31,32 &,33 - Manufacturing	42,48,49 &,22 - Wholesale Trade, Transportation, Utilities, & Warehousing	44 & 45 - Retail Trade	51 - Information	52 & 53 - Financial Activities	54 & 55 - Professional & Business Services	61 - Educational Services	62 - Health Services	71 & 72 - Leisure & Hospitality	81 - Other Services	92 - Public Administration	99 - Unclassified
Total	M	17	0	0	0	0	0	0	0	0	0	9	0	0	0	0	0
	F	327	0	0	0	0	0	0	0	0	0	277	0	0	0	0	0

Appendix Table 2.2: Total Number of Persons Working in Wyoming by Selected Variable, 2016

Occupation: 434171 : Receptionists and Information Clerks

County		Total	11 - Agriculture, Forestry, Fishing, & Hunting	21 - Mining	23 - Construction	31,32 &,33 - Manufacturing	42,48,49 &,22 - Wholesale Trade, Transportation, Utilities, & Warehousing	44 & 45 - Retail Trade	51 - Information	52 & 53 - Financial Activities	54 & 55 - Professional & Business Services	61 - Educational Services	62 - Health Services	71 & 72 - Leisure & Hospitality	81 - Other Services	92 - Public Administration	99 - Unclassified	
Total	M	27	0	0	0	0	0	0	0	0	0	0	0	0	0	0	19	0
	F	246	0	0	0	0	0	0	0	0	0	0	0	0	0	0	61	0
Laramie	M	22	0	0	0	0	0	0	0	0	0	0	0	0	0	0	17	0
	F	63	0	0	0	0	0	0	0	0	0	0	0	0	0	0	27	0

Appendix Table 2.2: Total Number of Persons Working in Wyoming by Selected Variable, 2016

Occupation: 435031 : Police, Fire, and Ambulance Dispatchers

County		Total	11 - Agriculture, Forestry, Fishing, & Hunting	21 - Mining	23 - Construction	31,32 &,33 - Manufacturing	42,48,49 &,22 - Wholesale Trade, Transportation, Utilities, & Warehousing	44 & 45 - Retail Trade	51 - Information	52 & 53 - Financial Activities	54 & 55 - Professional & Business Services	61 - Educational Services	62 - Health Services	71 & 72 - Leisure & Hospitality	81 - Other Services	92 - Public Administration	99 - Unclassified	
Total	M	18	0	0	0	0	0	0	0	0	0	0	0	0	0	0	11	0
	F	81	0	0	0	0	0	0	0	0	0	0	0	0	0	0	60	0
Laramie	M	12	0	0	0	0	0	0	0	0	0	0	0	0	0	0	7	0
	F	46	0	0	0	0	0	0	0	0	0	0	0	0	0	0	38	0

Appendix Table 2.2: Total Number of Persons Working in Wyoming by Selected Variable, 2016

Occupation: 435032 : Dispatchers, Except Police, Fire, and Ambulance

County		Total	11 - Agriculture, Forestry, Fishing, & Hunting	21 - Mining	23 - Construction	31,32 &,33 - Manufacturing	42,48,49 &,22 - Wholesale Trade, Transportation, Utilities, & Warehousing	44 & 45 - Retail Trade	51 - Information	52 & 53 - Financial Activities	54 & 55 - Professional & Business Services	61 - Educational Services	62 - Health Services	71 & 72 - Leisure & Hospitality	81 - Other Services	92 - Public Administration	99 - Unclassified
Total	M	16	0	0	0	0	0	0	0	0	0	0	0	0	0	0	0
	F	15	0	0	0	0	0	0	0	0	0	0	0	0	0	0	0

Appendix Table 2.2: Total Number of Persons Working in Wyoming by Selected Variable, 2016

Occupation: 435061 : Production, Planning, and Expediting Clerks

County		Total	11 - Agriculture, Forestry, Fishing, & Hunting	21 - Mining	23 - Construction	31,32 &,33 - Manufacturing	42,48,49 &,22 - Wholesale Trade, Transportation, Utilities, & Warehousing	44 & 45 - Retail Trade	51 - Information	52 & 53 - Financial Activities	54 & 55 - Professional & Business Services	61 - Educational Services	62 - Health Services	71 & 72 - Leisure & Hospitality	81 - Other Services	92 - Public Administration	99 - Unclassified	
Total	M	33	0	0	0	0	0	0	0	0	0	0	0	0	0	0	30	0
	F	16	0	0	0	0	0	0	0	0	0	0	0	0	0	0	16	0
Laramie	M	14	0	0	0	0	0	0	0	0	0	0	0	0	0	0	14	0
	F	13	0	0	0	0	0	0	0	0	0	0	0	0	0	0	13	0

Appendix Table 2.2: Total Number of Persons Working in Wyoming by Selected Variable, 2016

Occupation: 435071 : Shipping, Receiving, and Traffic Clerks

County		Total	11 - Agriculture, Forestry, Fishing, & Hunting	21 - Mining	23 - Construction	31,32 &,33 - Manufacturing	42,48,49 &,22 - Wholesale Trade, Transportation, Utilities, & Warehousing	44 & 45 - Retail Trade	51 - Information	52 & 53 - Financial Activities	54 & 55 - Professional & Business Services	61 - Educational Services	62 - Health Services	71 & 72 - Leisure & Hospitality	81 - Other Services	92 - Public Administration	99 - Unclassified
Total	M	63	0	0	0	0	0	0	0	0	0	0	0	0	0	0	0
	F	18	0	0	0	0	0	0	0	0	0	0	0	0	0	0	0
Laramie	M	35	0	0	0	0	0	0	0	0	0	0	0	0	0	0	0
	F	5	0	0	0	0	0	0	0	0	0	0	0	0	0	0	0

Appendix Table 2.2: Total Number of Persons Working in Wyoming by Selected Variable, 2016

Occupation: 435081 : Stock Clerks and Order Fillers

County		Total	11 - Agriculture, Forestry, Fishing, & Hunting	21 - Mining	23 - Construction	31,32 &,33 - Manufacturing	42,48,49 &,22 - Wholesale Trade, Transportation, Utilities, & Warehousing	44 & 45 - Retail Trade	51 - Information	52 & 53 - Financial Activities	54 & 55 - Professional & Business Services	61 - Educational Services	62 - Health Services	71 & 72 - Leisure & Hospitality	81 - Other Services	92 - Public Administration	99 - Unclassified
Total	M	131	0	0	0	0	19	20	0	0	0	0	0	14	0	48	0
	F	62	0	0	0	0	7	16	0	0	0	0	0	6	0	13	0
Carbon	M	5	0	0	0	0	0	0	0	0	0	0	0	0	0	0	0
	F	8	0	0	0	0	0	0	0	0	0	0	0	0	0	0	0
Laramie	M	47	0	0	0	0	0	0	0	0	0	0	0	0	0	0	0
	F	6	0	0	0	0	0	0	0	0	0	0	0	0	0	0	0
Natrona	M	19	0	0	0	0	0	0	0	0	0	0	0	0	0	0	0
	F	6	0	0	0	0	0	0	0	0	0	0	0	0	0	0	0

Appendix Table 2.2: Total Number of Persons Working in Wyoming by Selected Variable, 2016

Occupation: 436011 : Executive Secretaries and Executive Administrative Assistants

County		Total	11 - Agriculture, Forestry, Fishing, & Hunting	21 - Mining	23 - Construction	31,32 &,33 - Manufacturing	42,48,49 &,22 - Wholesale Trade, Transportation, Utilities, & Warehousing	44 & 45 - Retail Trade	51 - Information	52 & 53 - Financial Activities	54 & 55 - Professional & Business Services	61 - Educational Services	62 - Health Services	71 & 72 - Leisure & Hospitality	81 - Other Services	92 - Public Administration	99 - Unclassified	
Total	M	64	0	0	0	0	0	0	0	0	0	0	0	0	0	0	52	0
	F	835	0	0	0	0	0	0	0	0	0	0	0	0	0	0	705	0
Laramie	M	43	0	0	0	0	0	0	0	0	0	0	0	0	0	0	38	0
	F	567	0	0	0	0	0	0	0	0	0	0	0	0	0	0	504	0

Appendix Table 2.2: Total Number of Persons Working in Wyoming by Selected Variable, 2016

Occupation: 436014 : Secretaries and Administrative Assistants, Except Legal, Medical,

County		Total	11 - Agriculture, Forestry, Fishing, & Hunting	21 - Mining	23 - Construction	31,32 &,33 - Manufacturing	42,48,49 &,22 - Wholesale Trade, Transportation, Utilities, & Warehousing	44 & 45 - Retail Trade	51 - Information	52 & 53 - Financial Activities	54 & 55 - Professional & Business Services	61 - Educational Services	62 - Health Services	71 & 72 - Leisure & Hospitality	81 - Other Services	92 - Public Administration	99 - Unclassified
Total	M	90	0	0	0	0	0	0	0	0	5	31	0	7	0	33	0
	F	2,421	0	0	0	0	0	0	0	0	72	1,307	0	47	0	632	0
Albany	M	5	0	0	0	0	0	0	0	0	0	0	0	0	0	0	0
	F	78	0	0	0	0	0	0	0	0	0	0	0	0	0	0	0
Fremont	M	13	0	0	0	0	0	0	0	0	0	10	0	0	0	0	0
	F	185	0	0	0	0	0	0	0	0	0	120	0	0	0	0	0
Laramie	M	33	0	0	0	0	0	0	0	0	0	0	0	0	0	21	0
	F	455	0	0	0	0	0	0	0	0	0	0	0	0	0	277	0
Natrona	M	12	0	0	0	0	0	0	0	0	0	5	0	0	0	0	0
	F	367	0	0	0	0	0	0	0	0	0	207	0	0	0	0	0
Sheridan	M	6	0	0	0	0	0	0	0	0	0	0	0	0	0	0	0
	F	101	0	0	0	0	0	0	0	0	0	0	0	0	0	0	0

Appendix Table 2.2: Total Number of Persons Working in Wyoming by Selected Variable, 2016

Occupation: 439051 : Mail Clerks and Mail Machine Operators, Except Postal Service

County		Total	11 - Agriculture, Forestry, Fishing, & Hunting	21 - Mining	23 - Construction	31,32 &,33 - Manufacturing	42,48,49 &,22 - Wholesale Trade, Transportation, Utilities, & Warehousing	44 & 45 - Retail Trade	51 - Information	52 & 53 - Financial Activities	54 & 55 - Professional & Business Services	61 - Educational Services	62 - Health Services	71 & 72 - Leisure & Hospitality	81 - Other Services	92 - Public Administration	99 - Unclassified	
Total	M	27	0	0	0	0	0	0	0	0	0	0	0	0	0	0	19	0
	F	27	0	0	0	0	0	0	0	0	0	0	0	0	0	0	18	0
Laramie	M	21	0	0	0	0	0	0	0	0	0	0	0	0	0	0	0	0
	F	5	0	0	0	0	0	0	0	0	0	0	0	0	0	0	0	0

Appendix Table 2.2: Total Number of Persons Working in Wyoming by Selected Variable, 2016

Occupation: 439061 : Office Clerks, General

County		Total	11 - Agriculture, Forestry, Fishing, & Hunting	21 - Mining	23 - Construction	31,32 &,33 - Manufacturing	42,48,49 &,22 - Wholesale Trade, Transportation, Utilities, & Warehousing	44 & 45 - Retail Trade	51 - Information	52 & 53 - Financial Activities	54 & 55 - Professional & Business Services	61 - Educational Services	62 - Health Services	71 & 72 - Leisure & Hospitality	81 - Other Services	92 - Public Administration	99 - Unclassified
Total	M	109	0	0	0	0	9	7	0	11	11	5	8	8	0	36	0
	F	1,338	0	0	0	0	45	58	0	114	114	48	128	56	0	663	0
Laramie	M	49	0	0	0	0	0	0	0	8	5	0	0	0	0	24	0
	F	405	0	0	0	0	0	0	0	15	30	0	0	0	0	294	0
Natrona	M	15	0	0	0	0	0	0	0	0	0	0	0	0	0	0	0
	F	195	0	0	0	0	0	0	0	0	0	0	0	0	0	0	0
Sheridan	M	6	0	0	0	0	0	0	0	0	0	0	0	0	0	0	0
	F	59	0	0	0	0	0	0	0	0	0	0	0	0	0	0	0
Teton	M	6	0	0	0	0	0	0	0	0	0	0	0	0	0	0	0
	F	49	0	0	0	0	0	0	0	0	0	0	0	0	0	0	0

Appendix Table 2.2: Total Number of Persons Working in Wyoming by Selected Variable, 2016

Occupation: 439199 : Office and Administrative Support Workers, All Other

County		Total	11 - Agriculture, Forestry, Fishing, & Hunting	21 - Mining	23 - Construction	31,32 &,33 - Manufacturing	42,48,49 &,22 - Wholesale Trade, Transportation, Utilities, & Warehousing	44 & 45 - Retail Trade	51 - Information	52 & 53 - Financial Activities	54 & 55 - Professional & Business Services	61 - Educational Services	62 - Health Services	71 & 72 - Leisure & Hospitality	81 - Other Services	92 - Public Administration	99 - Unclassified
Total	M	7	0	0	0	0	0	0	0	0	0	0	0	0	0	0	0
	F	17	0	0	0	0	0	0	0	0	0	0	0	0	0	0	0

Appendix Table 2.2: Total Number of Persons Working in Wyoming by Selected Variable, 2016

Occupation: 452091 : Agricultural Equipment Operators

County		Total	11 - Agriculture, Forestry, Fishing, & Hunting	21 - Mining	23 - Construction	31,32 &,33 - Manufacturing	42,48,49 &,22 - Wholesale Trade, Transportation, Utilities, & Warehousing	44 & 45 - Retail Trade	51 - Information	52 & 53 - Financial Activities	54 & 55 - Professional & Business Services	61 - Educational Services	62 - Health Services	71 & 72 - Leisure & Hospitality	81 - Other Services	92 - Public Administration	99 - Unclassified
Total	M	17	0	0	0	0	0	0	0	0	0	0	0	0	0	0	0
	F	5	0	0	0	0	0	0	0	0	0	0	0	0	0	0	0

Appendix Table 2.2: Total Number of Persons Working in Wyoming by Selected Variable, 2016

Occupation: 452092 : Farmworkers and Laborers, Crop, Nursery, and Greenhouse

County		Total	11 - Agriculture, Forestry, Fishing, & Hunting	21 - Mining	23 - Construction	31,32 &,33 - Manufacturing	42,48,49 &,22 - Wholesale Trade, Transportation, Utilities, & Warehousing	44 & 45 - Retail Trade	51 - Information	52 & 53 - Financial Activities	54 & 55 - Professional & Business Services	61 - Educational Services	62 - Health Services	71 & 72 - Leisure & Hospitality	81 - Other Services	92 - Public Administration	99 - Unclassified
Total	M	43	0	0	0	0	0	0	0	0	0	0	0	0	0	0	0
	F	25	0	0	0	0	0	0	0	0	0	0	0	0	0	0	0
Park	M	7	0	0	0	0	0	0	0	0	0	0	0	0	0	0	0
	F	7	0	0	0	0	0	0	0	0	0	0	0	0	0	0	0

Appendix Table 2.2: Total Number of Persons Working in Wyoming by Selected Variable, 2016

Occupation: 452093 : Farmworkers, Farm, Ranch, and Aquacultural Animals

County		Total	11 - Agriculture, Forestry, Fishing, & Hunting	21 - Mining	23 - Construction	31,32 &,33 - Manufacturing	42,48,49 &,22 - Wholesale Trade, Transportation, Utilities, & Warehousing	44 & 45 - Retail Trade	51 - Information	52 & 53 - Financial Activities	54 & 55 - Professional & Business Services	61 - Educational Services	62 - Health Services	71 & 72 - Leisure & Hospitality	81 - Other Services	92 - Public Administration	99 - Unclassified
Total	M	137	71	0	0	0	0	0	0	0	8	0	0	8	0	0	0
	F	39	17	0	0	0	0	0	0	0	5	0	0	11	0	0	0
Laramie	M	15	0	0	0	0	0	0	0	0	0	0	0	0	0	0	0
	F	8	0	0	0	0	0	0	0	0	0	0	0	0	0	0	0
Park	M	19	8	0	0	0	0	0	0	0	0	0	0	0	0	0	0
	F	6	5	0	0	0	0	0	0	0	0	0	0	0	0	0	0

Appendix Table 2.2: Total Number of Persons Working in Wyoming by Selected Variable, 2016

Occupation: 471011 : First-Line Supervisors of Construction Trades and Extraction Work

County		Total	11 - Agriculture, Forestry, Fishing, & Hunting	21 - Mining	23 - Construction	31,32 &,33 - Manufacturing	42,48,49 &,22 - Wholesale Trade, Transportation, Utilities, & Warehousing	44 & 45 - Retail Trade	51 - Information	52 & 53 - Financial Activities	54 & 55 - Professional & Business Services	61 - Educational Services	62 - Health Services	71 & 72 - Leisure & Hospitality	81 - Other Services	92 - Public Administration	99 - Unclassified	
Total	M	242	0	0	0	0	0	0	0	0	0	0	0	0	0	0	154	0
	F	11	0	0	0	0	0	0	0	0	0	0	0	0	0	0	8	0
Laramie	M	43	0	0	0	0	0	0	0	0	0	0	0	0	0	0	36	0
	F	6	0	0	0	0	0	0	0	0	0	0	0	0	0	0	5	0

Appendix Table 2.2: Total Number of Persons Working in Wyoming by Selected Variable, 2016

Occupation: 472031 : Carpenters

County		Total	11 - Agriculture, Forestry, Fishing, & Hunting	21 - Mining	23 - Construction	31,32 &,33 - Manufacturing	42,48,49 &,22 - Wholesale Trade, Transportation, Utilities, & Warehousing	44 & 45 - Retail Trade	51 - Information	52 & 53 - Financial Activities	54 & 55 - Professional & Business Services	61 - Educational Services	62 - Health Services	71 & 72 - Leisure & Hospitality	81 - Other Services	92 - Public Administration	99 - Unclassified
Total	M	222	0	0	0	0	0	0	0	0	0	0	0	0	0	0	0
	F	5	0	0	0	0	0	0	0	0	0	0	0	0	0	0	0

Appendix Table 2.2: Total Number of Persons Working in Wyoming by Selected Variable, 2016

Occupation: 472061 : Construction Laborers

County		Total	11 - Agriculture, Forestry, Fishing, & Hunting	21 - Mining	23 - Construction	31,32 &,33 - Manufacturing	42,48,49 &,22 - Wholesale Trade, Transportation, Utilities, & Warehousing	44 & 45 - Retail Trade	51 - Information	52 & 53 - Financial Activities	54 & 55 - Professional & Business Services	61 - Educational Services	62 - Health Services	71 & 72 - Leisure & Hospitality	81 - Other Services	92 - Public Administration	99 - Unclassified
Total	M	267	0	0	0	0	0	0	0	0	0	0	0	0	0	0	0
	F	11	0	0	0	0	0	0	0	0	0	0	0	0	0	0	0

Appendix Table 2.2: Total Number of Persons Working in Wyoming by Selected Variable, 2016

Occupation: 472073 : Operating Engineers and Other Construction Equipment Operators

County		Total	11 - Agriculture, Forestry, Fishing, & Hunting	21 - Mining	23 - Construction	31,32 &,33 - Manufacturing	42,48,49 &,22 - Wholesale Trade, Transportation, Utilities, & Warehousing	44 & 45 - Retail Trade	51 - Information	52 & 53 - Financial Activities	54 & 55 - Professional & Business Services	61 - Educational Services	62 - Health Services	71 & 72 - Leisure & Hospitality	81 - Other Services	92 - Public Administration	99 - Unclassified
Total	M	188	0	0	0	0	0	0	0	0	0	0	0	0	0	0	0
	F	13	0	0	0	0	0	0	0	0	0	0	0	0	0	0	0
Campbell	M	40	0	0	0	0	0	0	0	0	0	0	0	0	0	0	0
	F	5	0	0	0	0	0	0	0	0	0	0	0	0	0	0	0

Appendix Table 2.2: Total Number of Persons Working in Wyoming by Selected Variable, 2016

Occupation: 472111 : Electricians

County		Total	11 - Agriculture, Forestry, Fishing, & Hunting	21 - Mining	23 - Construction	31,32 &,33 - Manufacturing	42,48,49 &,22 - Wholesale Trade, Transportation, Utilities, & Warehousing	44 & 45 - Retail Trade	51 - Information	52 & 53 - Financial Activities	54 & 55 - Professional & Business Services	61 - Educational Services	62 - Health Services	71 & 72 - Leisure & Hospitality	81 - Other Services	92 - Public Administration	99 - Unclassified
Total	M	203	0	0	0	0	0	0	0	0	0	0	0	0	0	0	0
	F	8	0	0	0	0	0	0	0	0	0	0	0	0	0	0	0

Appendix Table 2.2: Total Number of Persons Working in Wyoming by Selected Variable, 2016

Occupation: 474011 : Construction and Building Inspectors

County		Total	11 - Agriculture, Forestry, Fishing, & Hunting	21 - Mining	23 - Construction	31,32 &,33 - Manufacturing	42,48,49 &,22 - Wholesale Trade, Transportation, Utilities, & Warehousing	44 & 45 - Retail Trade	51 - Information	52 & 53 - Financial Activities	54 & 55 - Professional & Business Services	61 - Educational Services	62 - Health Services	71 & 72 - Leisure & Hospitality	81 - Other Services	92 - Public Administration	99 - Unclassified	
Total	M	73	0	0	0	0	0	0	0	0	0	0	0	0	0	0	59	0
	F	14	0	0	0	0	0	0	0	0	0	0	0	0	0	0	10	0
Laramie	M	47	0	0	0	0	0	0	0	0	0	0	0	0	0	0	45	0
	F	9	0	0	0	0	0	0	0	0	0	0	0	0	0	0	8	0

Appendix Table 2.2: Total Number of Persons Working in Wyoming by Selected Variable, 2016

Occupation: 474051 : Highway Maintenance Workers

County		Total	11 - Agriculture, Forestry, Fishing, & Hunting	21 - Mining	23 - Construction	31,32 &,33 - Manufacturing	42,48,49 &,22 - Wholesale Trade, Transportation, Utilities, & Warehousing	44 & 45 - Retail Trade	51 - Information	52 & 53 - Financial Activities	54 & 55 - Professional & Business Services	61 - Educational Services	62 - Health Services	71 & 72 - Leisure & Hospitality	81 - Other Services	92 - Public Administration	99 - Unclassified	
Total	M	745	0	0	0	0	0	0	0	0	0	0	0	0	0	0	618	0
	F	24	0	0	0	0	0	0	0	0	0	0	0	0	0	0	15	0

Appendix Table 2.2: Total Number of Persons Working in Wyoming by Selected Variable, 2016

Occupation: 475071 : Roustabouts, Oil and Gas

County		Total	11 - Agriculture, Forestry, Fishing, & Hunting	21 - Mining	23 - Construction	31,32 &,33 - Manufacturing	42,48,49 &,22 - Wholesale Trade, Transportation, Utilities, & Warehousing	44 & 45 - Retail Trade	51 - Information	52 & 53 - Financial Activities	54 & 55 - Professional & Business Services	61 - Educational Services	62 - Health Services	71 & 72 - Leisure & Hospitality	81 - Other Services	92 - Public Administration	99 - Unclassified
Total	M	210	0	0	0	0	0	0	0	0	0	0	0	0	0	0	0
	F	7	0	0	0	0	0	0	0	0	0	0	0	0	0	0	0

Appendix Table 2.2: Total Number of Persons Working in Wyoming by Selected Variable, 2016

Occupation: 475099 : Extraction Workers, All Other

County		Total	11 - Agriculture, Forestry, Fishing, & Hunting	21 - Mining	23 - Construction	31,32 &,33 - Manufacturing	42,48,49 &,22 - Wholesale Trade, Transportation, Utilities, & Warehousing	44 & 45 - Retail Trade	51 - Information	52 & 53 - Financial Activities	54 & 55 - Professional & Business Services	61 - Educational Services	62 - Health Services	71 & 72 - Leisure & Hospitality	81 - Other Services	92 - Public Administration	99 - Unclassified
Total	M	187	0	0	0	0	0	0	0	0	0	0	0	0	0	0	0
	F	7	0	0	0	0	0	0	0	0	0	0	0	0	0	0	0

Appendix Table 2.2: Total Number of Persons Working in Wyoming by Selected Variable, 2016

Occupation: 491011 : First-Line Supervisors of Mechanics, Installers, and Repairers

County		Total	11 - Agriculture, Forestry, Fishing, & Hunting	21 - Mining	23 - Construction	31,32 &,33 - Manufacturing	42,48,49 &,22 - Wholesale Trade, Transportation, Utilities, & Warehousing	44 & 45 - Retail Trade	51 - Information	52 & 53 - Financial Activities	54 & 55 - Professional & Business Services	61 - Educational Services	62 - Health Services	71 & 72 - Leisure & Hospitality	81 - Other Services	92 - Public Administration	99 - Unclassified
Total	M	266	0	0	0	0	0	0	0	0	0	74	0	0	0	0	0
	F	7	0	0	0	0	0	0	0	0	0	6	0	0	0	0	0

Appendix Table 2.2: Total Number of Persons Working in Wyoming by Selected Variable, 2016

Occupation: 492022 : Telecommunications Equipment Installers and Repairers, Except Line Installers

County		Total	11 - Agriculture, Forestry, Fishing, & Hunting	21 - Mining	23 - Construction	31,32 &,33 - Manufacturing	42,48,49 &,22 - Wholesale Trade, Transportation, Utilities, & Warehousing	44 & 45 - Retail Trade	51 - Information	52 & 53 - Financial Activities	54 & 55 - Professional & Business Services	61 - Educational Services	62 - Health Services	71 & 72 - Leisure & Hospitality	81 - Other Services	92 - Public Administration	99 - Unclassified
Total	M	133	0	0	0	0	0	0	0	0	0	0	0	0	0	0	0
	F	5	0	0	0	0	0	0	0	0	0	0	0	0	0	0	0

Appendix Table 2.2: Total Number of Persons Working in Wyoming by Selected Variable, 2016

Occupation: 493023 : Automotive Service Technicians and Mechanics

County		Total	11 - Agriculture, Forestry, Fishing, & Hunting	21 - Mining	23 - Construction	31,32 &,33 - Manufacturing	42,48,49 &,22 - Wholesale Trade, Transportation, Utilities, & Warehousing	44 & 45 - Retail Trade	51 - Information	52 & 53 - Financial Activities	54 & 55 - Professional & Business Services	61 - Educational Services	62 - Health Services	71 & 72 - Leisure & Hospitality	81 - Other Services	92 - Public Administration	99 - Unclassified
Total	M	165	0	0	0	0	0	0	0	0	0	0	0	0	0	0	0
	F	7	0	0	0	0	0	0	0	0	0	0	0	0	0	0	0

Appendix Table 2.2: Total Number of Persons Working in Wyoming by Selected Variable, 2016

Occupation: 493031 : Bus and Truck Mechanics and Diesel Engine Specialists

County		Total	11 - Agriculture, Forestry, Fishing, & Hunting	21 - Mining	23 - Construction	31,32 &,33 - Manufacturing	42,48,49 &,22 - Wholesale Trade, Transportation, Utilities, & Warehousing	44 & 45 - Retail Trade	51 - Information	52 & 53 - Financial Activities	54 & 55 - Professional & Business Services	61 - Educational Services	62 - Health Services	71 & 72 - Leisure & Hospitality	81 - Other Services	92 - Public Administration	99 - Unclassified
Total	M	208	0	0	0	0	0	0	0	0	0	0	0	0	0	0	0
	F	6	0	0	0	0	0	0	0	0	0	0	0	0	0	0	0

Appendix Table 2.2: Total Number of Persons Working in Wyoming by Selected Variable, 2016

Occupation: 493042 : Mobile Heavy Equipment Mechanics, Except Engines

County		Total	11 - Agriculture, Forestry, Fishing, & Hunting	21 - Mining	23 - Construction	31,32 &,33 - Manufacturing	42,48,49 &,22 - Wholesale Trade, Transportation, Utilities, & Warehousing	44 & 45 - Retail Trade	51 - Information	52 & 53 - Financial Activities	54 & 55 - Professional & Business Services	61 - Educational Services	62 - Health Services	71 & 72 - Leisure & Hospitality	81 - Other Services	92 - Public Administration	99 - Unclassified
Total	M	272	0	0	0	0	0	0	0	0	0	0	0	0	0	0	0
	F	6	0	0	0	0	0	0	0	0	0	0	0	0	0	0	0

Appendix Table 2.2: Total Number of Persons Working in Wyoming by Selected Variable, 2016

Occupation: 499071 : Maintenance and Repair Workers, General

County		Total	11 - Agriculture, Forestry, Fishing, & Hunting	21 - Mining	23 - Construction	31,32 &,33 - Manufacturing	42,48,49 &,22 - Wholesale Trade, Transportation, Utilities, & Warehousing	44 & 45 - Retail Trade	51 - Information	52 & 53 - Financial Activities	54 & 55 - Professional & Business Services	61 - Educational Services	62 - Health Services	71 & 72 - Leisure & Hospitality	81 - Other Services	92 - Public Administration	99 - Unclassified
Total	M	1,142	0	0	0	0	40	32	0	0	25	606	28	42	0	177	0
	F	473	0	0	0	0	7	12	0	0	9	366	33	16	0	17	0
Albany	M	59	0	0	0	0	0	0	0	0	0	42	0	0	0	0	0
	F	18	0	0	0	0	0	0	0	0	0	16	0	0	0	0	0
Big Horn	M	29	0	0	0	0	0	0	0	0	0	21	0	0	0	0	0
	F	29	0	0	0	0	0	0	0	0	0	23	0	0	0	0	0
Campbell	M	85	0	0	0	0	0	0	0	0	0	43	0	0	0	0	0
	F	26	0	0	0	0	0	0	0	0	0	20	0	0	0	0	0
Carbon	M	37	0	0	0	0	0	0	0	0	0	14	0	0	0	0	0
	F	15	0	0	0	0	0	0	0	0	0	13	0	0	0	0	0
Converse	M	36	0	0	0	0	0	0	0	0	0	23	0	0	0	0	0
	F	31	0	0	0	0	0	0	0	0	0	24	0	0	0	0	0
Fremont	M	92	0	0	0	0	0	0	0	0	0	55	0	0	0	0	0
	F	31	0	0	0	0	0	0	0	0	0	22	0	0	0	0	0
Johnson	M	22	0	0	0	0	0	0	0	0	0	10	0	0	0	0	0
	F	15	0	0	0	0	0	0	0	0	0	13	0	0	0	0	0
Laramie	M	127	0	0	0	0	0	0	0	0	0	0	0	0	0	0	0
	F	11	0	0	0	0	0	0	0	0	0	0	0	0	0	0	0
Natrona	M	166	0	0	0	0	0	0	0	0	0	103	0	0	0	0	0
	F	88	0	0	0	0	0	0	0	0	0	66	0	0	0	0	0
Niobrara	M	14	0	0	0	0	0	0	0	0	0	0	0	0	0	0	0
	F	5	0	0	0	0	0	0	0	0	0	0	0	0	0	0	0
Park	M	56	0	0	0	0	0	0	0	0	0	38	0	0	0	0	0
	F	38	0	0	0	0	0	0	0	0	0	22	0	0	0	0	0
Platte	M	22	0	0	0	0	0	0	0	0	0	0	0	0	0	0	0
	F	6	0	0	0	0	0	0	0	0	0	0	0	0	0	0	0
Sheridan	M	68	0	0	0	0	0	0	0	0	0	30	0	0	0	0	0
	F	20	0	0	0	0	0	0	0	0	0	16	0	0	0	0	0
Sublette	M	18	0	0	0	0	0	0	0	0	0	13	0	0	0	0	0
	F	12	0	0	0	0	0	0	0	0	0	10	0	0	0	0	0
Sweetwater	M	69	0	0	0	0	0	0	0	0	0	31	0	0	0	0	0
	F	23	0	0	0	0	0	0	0	0	0	20	0	0	0	0	0
Teton	M	51	0	0	0	0	0	0	0	0	0	25	0	0	0	0	0
	F	13	0	0	0	0	0	0	0	0	0	13	0	0	0	0	0
Uinta	M	59	0	0	0	0	0	0	0	0	0	35	0	0	0	0	0
	F	54	0	0	0	0	0	0	0	0	0	49	0	0	0	0	0
Washakie	M	41	0	0	0	0	0	0	0	0	0	21	0	0	0	0	0
	F	23	0	0	0	0	0	0	0	0	0	17	0	0	0	0	0
Weston	M	16	0	0	0	0	0	0	0	0	0	10	0	0	0	0	0
	F	7	0	0	0	0	0	0	0	0	0	6	0	0	0	0	0

Appendix Table 2.2: Total Number of Persons Working in Wyoming by Selected Variable, 2016

Occupation: 499098 : Helpers--Installation, Maintenance, and Repair Workers

County		Total	11 - Agriculture, Forestry, Fishing, & Hunting	21 - Mining	23 - Construction	31,32 &,33 - Manufacturing	42,48,49 &,22 - Wholesale Trade, Transportation, Utilities, & Warehousing	44 & 45 - Retail Trade	51 - Information	52 & 53 - Financial Activities	54 & 55 - Professional & Business Services	61 - Educational Services	62 - Health Services	71 & 72 - Leisure & Hospitality	81 - Other Services	92 - Public Administration	99 - Unclassified
Total	M	76	0	0	0	0	0	0	0	0	0	0	0	0	0	0	0
	F	8	0	0	0	0	0	0	0	0	0	0	0	0	0	0	0

Appendix Table 2.2: Total Number of Persons Working in Wyoming by Selected Variable, 2016

Occupation: 499099 : Installation, Maintenance, and Repair Workers, All Other

County		Total	11 - Agriculture, Forestry, Fishing, & Hunting	21 - Mining	23 - Construction	31,32 &,33 - Manufacturing	42,48,49 &,22 - Wholesale Trade, Transportation, Utilities, & Warehousing	44 & 45 - Retail Trade	51 - Information	52 & 53 - Financial Activities	54 & 55 - Professional & Business Services	61 - Educational Services	62 - Health Services	71 & 72 - Leisure & Hospitality	81 - Other Services	92 - Public Administration	99 - Unclassified
Total	M	47	0	0	0	0	0	0	0	0	0	0	0	0	0	0	0
	F	6	0	0	0	0	0	0	0	0	0	0	0	0	0	0	0

Appendix Table 2.2: Total Number of Persons Working in Wyoming by Selected Variable, 2016

Occupation: 511011 : First-Line Supervisors of Production and Operating Workers

County		Total	11 - Agriculture, Forestry, Fishing, & Hunting	21 - Mining	23 - Construction	31,32 &,33 - Manufacturing	42,48,49 &,22 - Wholesale Trade, Transportation, Utilities, & Warehousing	44 & 45 - Retail Trade	51 - Information	52 & 53 - Financial Activities	54 & 55 - Professional & Business Services	61 - Educational Services	62 - Health Services	71 & 72 - Leisure & Hospitality	81 - Other Services	92 - Public Administration	99 - Unclassified	
Total	M	40	0	0	0	0	0	0	0	0	0	0	0	0	0	0	19	0
	F	14	0	0	0	0	0	0	0	0	0	0	0	0	0	0	9	0
Laramie	M	7	0	0	0	0	0	0	0	0	0	0	0	0	0	0	7	0
	F	6	0	0	0	0	0	0	0	0	0	0	0	0	0	0	5	0

Appendix Table 2.2: Total Number of Persons Working in Wyoming by Selected Variable, 2016

Occupation: 512092 : Team Assemblers

County		Total	11 - Agriculture, Forestry, Fishing, & Hunting	21 - Mining	23 - Construction	31,32 &,33 - Manufacturing	42,48,49 &,22 - Wholesale Trade, Transportation, Utilities, & Warehousing	44 & 45 - Retail Trade	51 - Information	52 & 53 - Financial Activities	54 & 55 - Professional & Business Services	61 - Educational Services	62 - Health Services	71 & 72 - Leisure & Hospitality	81 - Other Services	92 - Public Administration	99 - Unclassified
Total	M	26	0	0	0	0	0	0	0	0	0	0	0	0	0	0	0
	F	12	0	0	0	0	0	0	0	0	0	0	0	0	0	0	0
Laramie	M	8	0	0	0	0	0	0	0	0	0	0	0	0	0	0	0
	F	8	0	0	0	0	0	0	0	0	0	0	0	0	0	0	0

Appendix Table 2.2: Total Number of Persons Working in Wyoming by Selected Variable, 2016

Occupation: 512099 : Assemblers and Fabricators, All Other

County		Total	11 - Agriculture, Forestry, Fishing, & Hunting	21 - Mining	23 - Construction	31,32 &,33 - Manufacturing	42,48,49 &,22 - Wholesale Trade, Transportation, Utilities, & Warehousing	44 & 45 - Retail Trade	51 - Information	52 & 53 - Financial Activities	54 & 55 - Professional & Business Services	61 - Educational Services	62 - Health Services	71 & 72 - Leisure & Hospitality	81 - Other Services	92 - Public Administration	99 - Unclassified
Total	M	32	0	0	0	0	0	0	0	0	0	0	0	0	0	0	0
	F	5	0	0	0	0	0	0	0	0	0	0	0	0	0	0	0

Appendix Table 2.2: Total Number of Persons Working in Wyoming by Selected Variable, 2016

Occupation: 513011 : Bakers

County		Total	11 - Agriculture, Forestry, Fishing, & Hunting	21 - Mining	23 - Construction	31,32 &,33 - Manufacturing	42,48,49 &,22 - Wholesale Trade, Transportation, Utilities, & Warehousing	44 & 45 - Retail Trade	51 - Information	52 & 53 - Financial Activities	54 & 55 - Professional & Business Services	61 - Educational Services	62 - Health Services	71 & 72 - Leisure & Hospitality	81 - Other Services	92 - Public Administration	99 - Unclassified
Total	M	8	0	0	0	0	0	0	0	0	0	0	0	0	0	0	0
	F	14	0	0	0	0	0	0	0	0	0	0	0	0	0	0	0

Appendix Table 2.2: Total Number of Persons Working in Wyoming by Selected Variable, 2016

Occupation: 514121 : Welders, Cutters, Solderers, and Brazers

County		Total	11 - Agriculture, Forestry, Fishing, & Hunting	21 - Mining	23 - Construction	31,32 &,33 - Manufacturing	42,48,49 &,22 - Wholesale Trade, Transportation, Utilities, & Warehousing	44 & 45 - Retail Trade	51 - Information	52 & 53 - Financial Activities	54 & 55 - Professional & Business Services	61 - Educational Services	62 - Health Services	71 & 72 - Leisure & Hospitality	81 - Other Services	92 - Public Administration	99 - Unclassified
Total	M	229	0	0	0	0	0	0	0	0	0	0	0	0	0	0	0
	F	7	0	0	0	0	0	0	0	0	0	0	0	0	0	0	0

Appendix Table 2.2: Total Number of Persons Working in Wyoming by Selected Variable, 2016

Occupation: 515112 : Printing Press Operators

County		Total	11 - Agriculture, Forestry, Fishing, & Hunting	21 - Mining	23 - Construction	31,32 &,33 - Manufacturing	42,48,49 &,22 - Wholesale Trade, Transportation, Utilities, & Warehousing	44 & 45 - Retail Trade	51 - Information	52 & 53 - Financial Activities	54 & 55 - Professional & Business Services	61 - Educational Services	62 - Health Services	71 & 72 - Leisure & Hospitality	81 - Other Services	92 - Public Administration	99 - Unclassified
Total	M	6	0	0	0	0	0	0	0	0	0	0	0	0	0	0	0
	F	6	0	0	0	0	0	0	0	0	0	0	0	0	0	0	0

Appendix Table 2.2: Total Number of Persons Working in Wyoming by Selected Variable, 2016

Occupation: 516011 : Laundry and Dry-Cleaning Workers

County		Total	11 - Agriculture, Forestry, Fishing, & Hunting	21 - Mining	23 - Construction	31,32 &,33 - Manufacturing	42,48,49 &,22 - Wholesale Trade, Transportation, Utilities, & Warehousing	44 & 45 - Retail Trade	51 - Information	52 & 53 - Financial Activities	54 & 55 - Professional & Business Services	61 - Educational Services	62 - Health Services	71 & 72 - Leisure & Hospitality	81 - Other Services	92 - Public Administration	99 - Unclassified
Total	M	11	0	0	0	0	0	0	0	0	0	0	0	5	0	0	0
	F	32	0	0	0	0	0	0	0	0	0	0	0	8	0	0	0

Appendix Table 2.2: Total Number of Persons Working in Wyoming by Selected Variable, 2016

Occupation: 519061 : Inspectors, Testers, Sorters, Samplers, and Weighers

County		Total	11 - Agriculture, Forestry, Fishing, & Hunting	21 - Mining	23 - Construction	31,32 &,33 - Manufacturing	42,48,49 &,22 - Wholesale Trade, Transportation, Utilities, & Warehousing	44 & 45 - Retail Trade	51 - Information	52 & 53 - Financial Activities	54 & 55 - Professional & Business Services	61 - Educational Services	62 - Health Services	71 & 72 - Leisure & Hospitality	81 - Other Services	92 - Public Administration	99 - Unclassified	
Total	M	147	0	0	0	0	0	0	0	0	19	0	0	0	0	0	85	0
	F	65	0	0	0	0	0	0	0	0	5	0	0	0	0	0	48	0
Fremont	M	9	0	0	0	0	0	0	0	0	0	0	0	0	0	0	6	0
	F	7	0	0	0	0	0	0	0	0	0	0	0	0	0	0	6	0
Laramie	M	16	0	0	0	0	0	0	0	0	0	0	0	0	0	0	14	0
	F	9	0	0	0	0	0	0	0	0	0	0	0	0	0	0	8	0
Natrona	M	54	0	0	0	0	0	0	0	0	0	0	0	0	0	0	0	0
	F	6	0	0	0	0	0	0	0	0	0	0	0	0	0	0	0	0
Park	M	5	0	0	0	0	0	0	0	0	0	0	0	0	0	0	0	0
	F	7	0	0	0	0	0	0	0	0	0	0	0	0	0	0	0	0
Sheridan	M	7	0	0	0	0	0	0	0	0	0	0	0	0	0	0	0	0
	F	5	0	0	0	0	0	0	0	0	0	0	0	0	0	0	0	0
Sweetwater	M	11	0	0	0	0	0	0	0	0	0	0	0	0	0	0	0	0
	F	6	0	0	0	0	0	0	0	0	0	0	0	0	0	0	0	0

Appendix Table 2.2: Total Number of Persons Working in Wyoming by Selected Variable, 2016

Occupation: 519111 : Packaging and Filling Machine Operators and Tenders

County		Total	11 - Agriculture, Forestry, Fishing, & Hunting	21 - Mining	23 - Construction	31,32 &,33 - Manufacturing	42,48,49 &,22 - Wholesale Trade, Transportation, Utilities, & Warehousing	44 & 45 - Retail Trade	51 - Information	52 & 53 - Financial Activities	54 & 55 - Professional & Business Services	61 - Educational Services	62 - Health Services	71 & 72 - Leisure & Hospitality	81 - Other Services	92 - Public Administration	99 - Unclassified
Total	M	26	0	0	0	0	0	0	0	0	0	0	0	0	0	0	0
	F	9	0	0	0	0	0	0	0	0	0	0	0	0	0	0	0

Appendix Table 2.2: Total Number of Persons Working in Wyoming by Selected Variable, 2016

Occupation: 519198 : Helpers--Production Workers

County		Total	11 - Agriculture, Forestry, Fishing, & Hunting	21 - Mining	23 - Construction	31,32 &,33 - Manufacturing	42,48,49 &,22 - Wholesale Trade, Transportation, Utilities, & Warehousing	44 & 45 - Retail Trade	51 - Information	52 & 53 - Financial Activities	54 & 55 - Professional & Business Services	61 - Educational Services	62 - Health Services	71 & 72 - Leisure & Hospitality	81 - Other Services	92 - Public Administration	99 - Unclassified
Total	M	89	0	0	0	0	0	0	0	0	0	0	0	0	0	0	0
	F	13	0	0	0	0	0	0	0	0	0	0	0	0	0	0	0

Appendix Table 2.2: Total Number of Persons Working in Wyoming by Selected Variable, 2016

Occupation: 519199 : Production Workers, All Other

County		Total	11 - Agriculture, Forestry, Fishing, & Hunting	21 - Mining	23 - Construction	31,32 &,33 - Manufacturing	42,48,49 &,22 - Wholesale Trade, Transportation, Utilities, & Warehousing	44 & 45 - Retail Trade	51 - Information	52 & 53 - Financial Activities	54 & 55 - Professional & Business Services	61 - Educational Services	62 - Health Services	71 & 72 - Leisure & Hospitality	81 - Other Services	92 - Public Administration	99 - Unclassified
Total	M	21	0	0	0	0	0	0	0	0	0	0	0	0	0	0	0
	F	7	0	0	0	0	0	0	0	0	0	0	0	0	0	0	0

Appendix Table 2.2: Total Number of Persons Working in Wyoming by Selected Variable, 2016

Occupation: 531031 : First-Line Supervisors of Transportation and Material-Moving Mach

County		Total	11 - Agriculture, Forestry, Fishing, & Hunting	21 - Mining	23 - Construction	31,32 &,33 - Manufacturing	42,48,49 &,22 - Wholesale Trade, Transportation, Utilities, & Warehousing	44 & 45 - Retail Trade	51 - Information	52 & 53 - Financial Activities	54 & 55 - Professional & Business Services	61 - Educational Services	62 - Health Services	71 & 72 - Leisure & Hospitality	81 - Other Services	92 - Public Administration	99 - Unclassified
Total	M	273	0	0	0	0	0	0	0	0	0	64	0	0	0	186	0
	F	58	0	0	0	0	0	0	0	0	0	19	0	0	0	36	0
Campbell	M	5	0	0	0	0	0	0	0	0	0	0	0	0	0	0	0
	F	6	0	0	0	0	0	0	0	0	0	0	0	0	0	0	0
Laramie	M	83	0	0	0	0	0	0	0	0	0	0	0	0	0	78	0
	F	14	0	0	0	0	0	0	0	0	0	0	0	0	0	13	0
Natrona	M	24	0	0	0	0	0	0	0	0	0	0	0	0	0	0	0
	F	5	0	0	0	0	0	0	0	0	0	0	0	0	0	0	0
Sheridan	M	12	0	0	0	0	0	0	0	0	0	0	0	0	0	0	0
	F	5	0	0	0	0	0	0	0	0	0	0	0	0	0	0	0
Sweetwater	M	19	0	0	0	0	0	0	0	0	0	0	0	0	0	0	0
	F	5	0	0	0	0	0	0	0	0	0	0	0	0	0	0	0

Appendix Table 2.2: Total Number of Persons Working in Wyoming by Selected Variable, 2016

Occupation: 533021 : Bus Drivers, Transit and Intercity

County		Total	11 - Agriculture, Forestry, Fishing, & Hunting	21 - Mining	23 - Construction	31,32 &,33 - Manufacturing	42,48,49 &,22 - Wholesale Trade, Transportation, Utilities, & Warehousing	44 & 45 - Retail Trade	51 - Information	52 & 53 - Financial Activities	54 & 55 - Professional & Business Services	61 - Educational Services	62 - Health Services	71 & 72 - Leisure & Hospitality	81 - Other Services	92 - Public Administration	99 - Unclassified
Total	M	18	0	0	0	0	0	0	0	0	0	0	0	0	0	0	0
	F	8	0	0	0	0	0	0	0	0	0	0	0	0	0	0	0

Appendix Table 2.2: Total Number of Persons Working in Wyoming by Selected Variable, 2016

Occupation: 533022 : Bus Drivers, School or Special Client

County		Total	11 - Agriculture, Forestry, Fishing, & Hunting	21 - Mining	23 - Construction	31,32 &,33 - Manufacturing	42,48,49 &,22 - Wholesale Trade, Transportation, Utilities, & Warehousing	44 & 45 - Retail Trade	51 - Information	52 & 53 - Financial Activities	54 & 55 - Professional & Business Services	61 - Educational Services	62 - Health Services	71 & 72 - Leisure & Hospitality	81 - Other Services	92 - Public Administration	99 - Unclassified
Total	M	828	0	11	20	8	39	21	0	13	23	648	17	8	0	13	0
	F	1,082	0	8	8	11	41	26	0	6	19	850	55	22	0	17	0
Albany	M	71	0	0	0	0	0	0	0	0	0	57	0	0	0	0	0
	F	34	0	0	0	0	0	0	0	0	0	28	0	0	0	0	0
Big Horn	M	25	0	0	0	0	0	0	0	0	0	16	0	0	0	0	0
	F	34	0	0	0	0	0	0	0	0	0	32	0	0	0	0	0
Campbell	M	59	0	0	0	0	0	0	0	0	0	44	0	0	0	0	0
	F	179	0	0	0	0	0	0	0	0	0	145	0	0	0	0	0
Carbon	M	28	0	0	0	0	0	0	0	0	0	22	0	0	0	0	0
	F	53	0	0	0	0	0	0	0	0	0	42	0	0	0	0	0
Converse	M	11	0	0	0	0	0	0	0	0	0	11	0	0	0	0	0
	F	26	0	0	0	0	0	0	0	0	0	25	0	0	0	0	0
Crook	M	16	0	0	0	0	0	0	0	0	0	15	0	0	0	0	0
	F	35	0	0	0	0	0	0	0	0	0	29	0	0	0	0	0
Fremont	M	97	0	0	0	0	0	0	0	0	0	81	0	0	0	0	0
	F	60	0	0	0	0	0	0	0	0	0	49	0	0	0	0	0
Goshen	M	50	0	0	0	0	0	0	0	0	0	45	0	0	0	0	0
	F	31	0	0	0	0	0	0	0	0	0	24	0	0	0	0	0
Hot Springs	M	14	0	0	0	0	0	0	0	0	0	13	0	0	0	0	0
	F	13	0	0	0	0	0	0	0	0	0	11	0	0	0	0	0
Johnson	M	9	0	0	0	0	0	0	0	0	0	6	0	0	0	0	0
	F	16	0	0	0	0	0	0	0	0	0	11	0	0	0	0	0
Laramie	M	55	0	0	0	0	0	0	0	0	0	27	0	0	0	0	0
	F	51	0	0	0	0	0	0	0	0	0	33	0	0	0	0	0
Lincoln	M	39	0	0	0	0	0	0	0	0	0	32	0	0	0	0	0
	F	34	0	0	0	0	0	0	0	0	0	29	0	0	0	0	0
Natrona	M	53	0	0	0	0	0	0	0	0	0	43	0	0	0	0	0
	F	78	0	0	0	0	0	0	0	0	0	64	0	0	0	0	0
Park	M	54	0	0	0	0	0	0	0	0	0	43	0	0	0	0	0
	F	41	0	0	0	0	0	0	0	0	0	27	0	0	0	0	0
Platte	M	30	0	0	0	0	0	0	0	0	0	29	0	0	0	0	0
	F	27	0	0	0	0	0	0	0	0	0	23	0	0	0	0	0
Sheridan	M	54	0	0	0	0	0	0	0	0	0	37	0	0	0	0	0
	F	50	0	0	0	0	0	0	0	0	0	35	0	0	0	0	0
Sublette	M	5	0	0	0	0	0	0	0	0	0	0	0	0	0	0	0
	F	20	0	0	0	0	0	0	0	0	0	0	0	0	0	0	0
Sweetwater	M	71	0	0	0	0	6	0	0	0	0	49	0	0	0	0	0
	F	172	0	0	0	0	7	0	0	0	0	131	0	0	0	0	0
Teton	M	38	0	0	0	0	0	0	0	0	0	32	0	0	0	0	0
	F	17	0	0	0	0	0	0	0	0	0	14	0	0	0	0	0
Uinta	M	12	0	0	0	0	0	0	0	0	0	12	0	0	0	0	0
	F	68	0	0	0	0	0	0	0	0	0	56	0	0	0	0	0
Washakie	M	13	0	0	0	0	0	0	0	0	0	13	0	0	0	0	0
	F	12	0	0	0	0	0	0	0	0	0	6	0	0	0	0	0
Weston	M	20	0	0	0	0	0	0	0	0	0	15	0	0	0	0	0
	F	26	0	0	0	0	0	0	0	0	0	17	0	0	0	0	0

Appendix Table 2.2: Total Number of Persons Working in Wyoming by Selected Variable, 2016

Occupation: 533031 : Driver/Sales Workers

County		Total	11 - Agriculture, Forestry, Fishing, & Hunting	21 - Mining	23 - Construction	31,32 &,33 - Manufacturing	42,48,49 &,22 - Wholesale Trade, Transportation, Utilities, & Warehousing	44 & 45 - Retail Trade	51 - Information	52 & 53 - Financial Activities	54 & 55 - Professional & Business Services	61 - Educational Services	62 - Health Services	71 & 72 - Leisure & Hospitality	81 - Other Services	92 - Public Administration	99 - Unclassified
Total	M	70	0	0	0	0	22	0	0	0	0	0	0	0	0	0	0
	F	21	0	0	0	0	7	0	0	0	0	0	0	0	0	0	0
Campbell	M	6	0	0	0	0	0	0	0	0	0	0	0	0	0	0	0
	F	5	0	0	0	0	0	0	0	0	0	0	0	0	0	0	0
Natrona	M	9	0	0	0	0	0	0	0	0	0	0	0	0	0	0	0
	F	5	0	0	0	0	0	0	0	0	0	0	0	0	0	0	0

Appendix Table 2.2: Total Number of Persons Working in Wyoming by Selected Variable, 2016

Occupation: 533032 : Heavy and Tractor-Trailer Truck Drivers

County		Total	11 - Agriculture, Forestry, Fishing, & Hunting	21 - Mining	23 - Construction	31,32 &,33 - Manufacturing	42,48,49 &,22 - Wholesale Trade, Transportation, Utilities, & Warehousing	44 & 45 - Retail Trade	51 - Information	52 & 53 - Financial Activities	54 & 55 - Professional & Business Services	61 - Educational Services	62 - Health Services	71 & 72 - Leisure & Hospitality	81 - Other Services	92 - Public Administration	99 - Unclassified
Total	M	848	0	0	136	55	360	0	0	0	0	0	0	13	0	0	0
	F	50	0	0	14	5	13	0	0	0	0	0	0	5	0	0	0
Campbell	M	116	0	0	0	0	0	0	0	0	0	0	0	0	0	0	0
	F	8	0	0	0	0	0	0	0	0	0	0	0	0	0	0	0
Natrona	M	147	0	0	0	0	0	0	0	0	0	0	0	0	0	0	0
	F	6	0	0	0	0	0	0	0	0	0	0	0	0	0	0	0

Appendix Table 2.2: Total Number of Persons Working in Wyoming by Selected Variable, 2016

Occupation: 533033 : Light Truck or Delivery Services Drivers

County		Total	11 - Agriculture, Forestry, Fishing, & Hunting	21 - Mining	23 - Construction	31,32 &,33 - Manufacturing	42,48,49 &,22 - Wholesale Trade, Transportation, Utilities, & Warehousing	44 & 45 - Retail Trade	51 - Information	52 & 53 - Financial Activities	54 & 55 - Professional & Business Services	61 - Educational Services	62 - Health Services	71 & 72 - Leisure & Hospitality	81 - Other Services	92 - Public Administration	99 - Unclassified
Total	M	126	0	0	0	0	32	14	0	7	0	0	0	0	0	0	0
	F	51	0	0	0	0	12	5	0	8	0	0	0	0	0	5	0
Campbell	M	12	0	0	0	0	0	0	0	0	0	0	0	0	0	0	0
	F	7	0	0	0	0	0	0	0	0	0	0	0	0	0	0	0
Natrona	M	43	0	0	0	0	0	0	0	0	0	0	0	0	0	0	0
	F	10	0	0	0	0	0	0	0	0	0	0	0	0	0	0	0
Sweetwater	M	7	0	0	0	0	0	0	0	0	0	0	0	0	0	0	0
	F	9	0	0	0	0	0	0	0	0	0	0	0	0	0	0	0

Appendix Table 2.2: Total Number of Persons Working in Wyoming by Selected Variable, 2016

Occupation: 533041 : Taxi Drivers and Chauffeurs

County		Total	11 - Agriculture, Forestry, Fishing, & Hunting	21 - Mining	23 - Construction	31,32 &,33 - Manufacturing	42,48,49 &,22 - Wholesale Trade, Transportation, Utilities, & Warehousing	44 & 45 - Retail Trade	51 - Information	52 & 53 - Financial Activities	54 & 55 - Professional & Business Services	61 - Educational Services	62 - Health Services	71 & 72 - Leisure & Hospitality	81 - Other Services	92 - Public Administration	99 - Unclassified
Total	M	21	0	0	0	0	0	0	0	0	0	0	0	7	0	0	0
	F	12	0	0	0	0	0	0	0	0	0	0	0	5	0	0	0

Appendix Table 2.2: Total Number of Persons Working in Wyoming by Selected Variable, 2016

Occupation: 536041 : Traffic Technicians

County		Total	11 - Agriculture, Forestry, Fishing, & Hunting	21 - Mining	23 - Construction	31,32 &,33 - Manufacturing	42,48,49 &,22 - Wholesale Trade, Transportation, Utilities, & Warehousing	44 & 45 - Retail Trade	51 - Information	52 & 53 - Financial Activities	54 & 55 - Professional & Business Services	61 - Educational Services	62 - Health Services	71 & 72 - Leisure & Hospitality	81 - Other Services	92 - Public Administration	99 - Unclassified	
Total	M	15	0	0	0	0	0	0	0	0	0	0	0	0	0	0	14	0
	F	15	0	0	0	0	0	0	0	0	0	0	0	0	0	0	15	0
Laramie	M	15	0	0	0	0	0	0	0	0	0	0	0	0	0	0	14	0
	F	15	0	0	0	0	0	0	0	0	0	0	0	0	0	0	15	0

Appendix Table 2.2: Total Number of Persons Working in Wyoming by Selected Variable, 2016

Occupation: 536051 : Transportation Inspectors

County		Total	11 - Agriculture, Forestry, Fishing, & Hunting	21 - Mining	23 - Construction	31,32 &,33 - Manufacturing	42,48,49 &,22 - Wholesale Trade, Transportation, Utilities, & Warehousing	44 & 45 - Retail Trade	51 - Information	52 & 53 - Financial Activities	54 & 55 - Professional & Business Services	61 - Educational Services	62 - Health Services	71 & 72 - Leisure & Hospitality	81 - Other Services	92 - Public Administration	99 - Unclassified	
Total	M	125	0	0	0	0	0	0	0	0	0	0	0	0	0	0	96	0
	F	137	0	0	0	0	0	0	0	0	0	0	0	0	0	0	102	0
Laramie	M	54	0	0	0	0	0	0	0	0	0	0	0	0	0	0	44	0
	F	22	0	0	0	0	0	0	0	0	0	0	0	0	0	0	17	0
Lincoln	M	5	0	0	0	0	0	0	0	0	0	0	0	0	0	0	5	0
	F	19	0	0	0	0	0	0	0	0	0	0	0	0	0	0	17	0
Sheridan	M	16	0	0	0	0	0	0	0	0	0	0	0	0	0	0	13	0
	F	21	0	0	0	0	0	0	0	0	0	0	0	0	0	0	14	0
Uinta	M	15	0	0	0	0	0	0	0	0	0	0	0	0	0	0	10	0
	F	22	0	0	0	0	0	0	0	0	0	0	0	0	0	0	17	0

Appendix Table 2.2: Total Number of Persons Working in Wyoming by Selected Variable, 2016

Occupation: 536099 : Transportation Workers, All Other

County		Total	11 - Agriculture, Forestry, Fishing, & Hunting	21 - Mining	23 - Construction	31,32 &,33 - Manufacturing	42,48,49 &,22 - Wholesale Trade, Transportation, Utilities, & Warehousing	44 & 45 - Retail Trade	51 - Information	52 & 53 - Financial Activities	54 & 55 - Professional & Business Services	61 - Educational Services	62 - Health Services	71 & 72 - Leisure & Hospitality	81 - Other Services	92 - Public Administration	99 - Unclassified	
Total	M	124	0	0	0	0	0	0	0	0	0	0	0	0	0	0	98	0
	F	55	0	0	0	0	0	0	0	0	0	0	0	0	0	0	39	0
Albany	M	17	0	0	0	0	0	0	0	0	0	0	0	0	0	0	0	0
	F	5	0	0	0	0	0	0	0	0	0	0	0	0	0	0	0	0
Laramie	M	20	0	0	0	0	0	0	0	0	0	0	0	0	0	0	17	0
	F	6	0	0	0	0	0	0	0	0	0	0	0	0	0	0	6	0
Natrona	M	21	0	0	0	0	0	0	0	0	0	0	0	0	0	0	0	0
	F	7	0	0	0	0	0	0	0	0	0	0	0	0	0	0	0	0

Appendix Table 2.2: Total Number of Persons Working in Wyoming by Selected Variable, 2016

Occupation: 537032 : Excavating and Loading Machine and Dragline Operators

County		Total	11 - Agriculture, Forestry, Fishing, & Hunting	21 - Mining	23 - Construction	31,32 &,33 - Manufacturing	42,48,49 &,22 - Wholesale Trade, Transportation, Utilities, & Warehousing	44 & 45 - Retail Trade	51 - Information	52 & 53 - Financial Activities	54 & 55 - Professional & Business Services	61 - Educational Services	62 - Health Services	71 & 72 - Leisure & Hospitality	81 - Other Services	92 - Public Administration	99 - Unclassified	
Total	M	893	0	0	0	0	0	0	0	0	0	0	0	0	0	0	770	0
	F	100	0	0	0	0	0	0	0	0	0	0	0	0	0	0	84	0
Carbon	M	52	0	0	0	0	0	0	0	0	0	0	0	0	0	0	48	0
	F	8	0	0	0	0	0	0	0	0	0	0	0	0	0	0	8	0
Fremont	M	63	0	0	0	0	0	0	0	0	0	0	0	0	0	0	55	0
	F	5	0	0	0	0	0	0	0	0	0	0	0	0	0	0	5	0
Laramie	M	171	0	0	0	0	0	0	0	0	0	0	0	0	0	0	158	0
	F	32	0	0	0	0	0	0	0	0	0	0	0	0	0	0	28	0
Natrona	M	64	0	0	0	0	0	0	0	0	0	0	0	0	0	0	50	0
	F	9	0	0	0	0	0	0	0	0	0	0	0	0	0	0	8	0
Sweetwater	M	64	0	0	0	0	0	0	0	0	0	0	0	0	0	0	52	0
	F	8	0	0	0	0	0	0	0	0	0	0	0	0	0	0	6	0

Appendix Table 2.2: Total Number of Persons Working in Wyoming by Selected Variable, 2016

Occupation: 537051 : Industrial Truck and Tractor Operators

County		Total	11 - Agriculture, Forestry, Fishing, & Hunting	21 - Mining	23 - Construction	31,32 &,33 - Manufacturing	42,48,49 &,22 - Wholesale Trade, Transportation, Utilities, & Warehousing	44 & 45 - Retail Trade	51 - Information	52 & 53 - Financial Activities	54 & 55 - Professional & Business Services	61 - Educational Services	62 - Health Services	71 & 72 - Leisure & Hospitality	81 - Other Services	92 - Public Administration	99 - Unclassified
Total	M	52	0	0	0	0	0	0	0	0	0	0	0	0	0	0	0
	F	7	0	0	0	0	0	0	0	0	0	0	0	0	0	0	0

Appendix Table 2.2: Total Number of Persons Working in Wyoming by Selected Variable, 2016

Occupation: 537061 : Cleaners of Vehicles and Equipment

County		Total	11 - Agriculture, Forestry, Fishing, & Hunting	21 - Mining	23 - Construction	31,32 &,33 - Manufacturing	42,48,49 &,22 - Wholesale Trade, Transportation, Utilities, & Warehousing	44 & 45 - Retail Trade	51 - Information	52 & 53 - Financial Activities	54 & 55 - Professional & Business Services	61 - Educational Services	62 - Health Services	71 & 72 - Leisure & Hospitality	81 - Other Services	92 - Public Administration	99 - Unclassified
Total	M	64	0	0	0	0	0	15	0	0	0	0	0	7	0	0	0
	F	25	0	0	0	0	0	6	0	0	0	0	0	6	0	0	0
Natrona	M	11	0	0	0	0	0	0	0	0	0	0	0	0	0	0	0
	F	8	0	0	0	0	0	0	0	0	0	0	0	0	0	0	0

Appendix Table 2.2: Total Number of Persons Working in Wyoming by Selected Variable, 2016

Occupation: 537062 : Laborers and Freight, Stock, and Material Movers, Hand

County		Total	11 - Agriculture, Forestry, Fishing, & Hunting	21 - Mining	23 - Construction	31,32 &,33 - Manufacturing	42,48,49 &,22 - Wholesale Trade, Transportation, Utilities, & Warehousing	44 & 45 - Retail Trade	51 - Information	52 & 53 - Financial Activities	54 & 55 - Professional & Business Services	61 - Educational Services	62 - Health Services	71 & 72 - Leisure & Hospitality	81 - Other Services	92 - Public Administration	99 - Unclassified
Total	M	302	0	0	0	0	70	30	0	0	0	0	13	0	0	0	0
	F	41	0	0	0	0	8	7	0	0	0	0	9	0	0	0	0
Laramie	M	47	0	0	0	0	0	0	0	0	0	0	0	0	0	0	0
	F	6	0	0	0	0	0	0	0	0	0	0	0	0	0	0	0
Natrona	M	62	0	0	0	0	0	0	0	0	0	0	0	0	0	0	0
	F	8	0	0	0	0	0	0	0	0	0	0	0	0	0	0	0
Sweetwater	M	20	0	0	0	0	0	0	0	0	0	0	0	0	0	0	0
	F	5	0	0	0	0	0	0	0	0	0	0	0	0	0	0	0

Appendix Table 2.2: Total Number of Persons Working in Wyoming by Selected Variable, 2016

Occupation: 537064 : Packers and Packagers, Hand

County		Total	Occupation: 537064 : Packers and Packagers, Hand																
			11 - Agriculture, Forestry, Fishing, & Hunting	21 - Mining	23 - Construction	31,32 &,33 - Manufacturing	42,48,49 &,22 - Wholesale Trade, Transportation, Utilities, & Warehousing	44 & 45 - Retail Trade	51 - Information	52 & 53 - Financial Activities	54 & 55 - Professional & Business Services	61 - Educational Services	62 - Health Services	71 & 72 - Leisure & Hospitality	81 - Other Services	92 - Public Administration	99 - Unclassified		
Total	M	21	0	0	0	0	0	0	0	0	0	0	0	0	0	0	0	0	
	F	25	0	0	0	0	0	0	6	0	0	0	0	0	0	0	0	0	

Appendix Table 3.1: Number of Persons Working in Wyoming and Mean Hourly Wage by Gender and Minor Occupation Group (3-Digit SOC^a), 2005-2017

SOC Code	Occupation Title	Women		Men		Hourly Wage Difference		
		N	Mean Hourly Wage	N	Mean Hourly Wage*	Difference (W-M)	Cents on Dollar (W/M)	P-Value ^b
✓ 0	Total, All Occupations	66,485	\$20.73	33,066	\$24.15	-\$3.42	\$0.86	<.0001
✓ 111	Top Executives	163	\$35.58	265	\$43.10	-\$7.52	\$0.83	0.0001
	112 Advertising, Marketing, Promotions, Public Relations, & Sales Managers	15	\$31.84	17	\$37.36	-\$5.52	\$0.85	0.4447
✓ 113	Operations Specialties Managers	251	\$36.78	316	\$39.84	-\$3.06	\$0.92	<.0001
✓ 119	Other Management Occupations	641	\$37.36	930	\$44.12	-\$6.77	\$0.85	<.0001
✓ 131	Business Operations Specialists	1,532	\$27.69	724	\$29.25	-\$1.56	\$0.95	0.0004
✓ 132	Financial Specialists	1,010	\$24.65	408	\$28.18	-\$3.53	\$0.88	<.0001
✓ 151	Computer Specialists	610	\$26.17	1,101	\$27.78	-\$1.62	\$0.94	<.0001
	152 Mathematical Scientists	21	\$29.13	15	\$32.46	-\$3.32	\$0.90	0.101
	171 Architects, Surveyors, & Cartographers	17	\$27.00	68	\$27.30	-\$0.30	\$0.99	0.8181
✓ 172	Engineers	86	\$30.74	498	\$34.40	-\$3.66	\$0.89	<.0001
✓ 173	Drafters, Engineering, & Mapping Technicians	144	\$20.21	364	\$22.66	-\$2.45	\$0.89	<.0001
✓ 191	Life Scientists	93	\$27.15	353	\$29.34	-\$2.19	\$0.93	0.0006
✓ 192	Physical Scientists	192	\$28.54	513	\$30.40	-\$1.86	\$0.94	0.0033
✓ 193	Social Scientists & Related Workers	205	\$32.18	155	\$33.99	-\$1.81	\$0.95	0.0231
	194 Life, Physical, & Social Science Technicians	83	\$22.72	158	\$23.43	-\$0.70	\$0.97	0.4613
	211 Counselors, Social Workers, & Other Community & Social Service Specialists	3,461	\$23.15	1,255	\$23.16	-\$0.01	\$1.00	0.2798
	231 Lawyers, Judges, & Related Workers	159	\$39.36	247	\$40.38	-\$1.02	\$0.98	0.0787
✓ 232	Legal Support Workers	213	\$22.20	43	\$24.85	-\$2.65	\$0.89	0.0058
✓ 251	Postsecondary Teachers*	22	\$24.91	42	\$30.70	-\$5.78	\$0.81	<.0001
✓ 252	Primary, Secondary, & Special Education School Teachers*	7,149	\$29.78	2,886	\$31.98	-\$2.20	\$0.93	<.0001
✓ 253	Other Teachers & Instructors*	468	\$17.11	131	\$19.25	-\$2.14	\$0.89	0.0057

✓ = Occupation in which men's wages were statistically significantly higher than women's wages.

● = Occupation in which women's wages were statistically significantly higher than men's wages.

^aStandard Occupational Classification System.

^bWilcoxon ranked sum test results. A p-value that is less than or equal to 0.05 indicates a statistically significant gender wage gap between men and women.

Source: Custom extract of Research & Planning databases.

Prepared by L. Knapp, Research & Planning, WY DWS, 7/17/18.

(Table continued on page 2)

(Table continued from page 1)

Appendix Table 3.1: Number of Persons Working in Wyoming and Mean Hourly Wage by Gender and Minor Occupation Group (3-Digit SOC^a), 2005-2017

SOC Code	Occupation Title	Women		Men		Hourly Wage Difference		
		N	Mean Hourly Wage	N	Mean Hourly Wage*	Difference (W-M)	Cents on Dollar (W/M)	P-Value ^b
✓ 254	Librarians, Curators, & Archivists	348	\$22.27	100	\$24.27	-\$2.00	\$0.92	0.0301
✓ 259	Other Education, Training, & Library Occupations*	3,568	\$15.25	536	\$18.47	-\$3.22	\$0.83	<.0001
271	Art & Design Workers	47	\$15.30	36	\$17.27	-\$1.96	\$0.89	0.1392
272	Entertainers & Performers, Sports & Related Workers	18	\$13.57	8	\$19.57	-\$6.00	\$0.69	0.1607
273	Media & Communication Workers	161	\$21.03	110	\$22.49	-\$1.46	\$0.94	0.2268
274	Media & Communication Equipment Workers	25	\$15.67	42	\$18.92	-\$3.25	\$0.83	0.061
✓ 291	Health Diagnosing & Treating Practitioners	9,849	\$30.38	1,729	\$36.30	-\$5.92	\$0.84	<.0001
✓ 292	Health Technologists & Technicians	4,987	\$19.62	659	\$20.95	-\$1.33	\$0.94	0.0003
✓ 299	Other Healthcare Practitioners & Technical Occupations	34	\$26.72	86	\$30.96	-\$4.23	\$0.86	0.0041
✓ 311	Nursing, Psychiatric, & Home Health Aides	11,565	\$13.24	1,266	\$13.95	-\$0.71	\$0.95	<.0001
312	Occupational & Physical Therapist Assistants & Aides	208	\$22.28	53	\$23.67	-\$1.39	\$0.94	0.233
319	Other Healthcare Support Occupations	197	\$15.01	18	\$15.28	-\$0.28	\$0.98	0.9323
✓ 331	First-Line Supervisors/Managers, Protective Service Workers	31	\$30.51	205	\$35.21	-\$4.71	\$0.87	0.0128
✓ 332	Fire Fighting & Prevention Workers	12	\$17.88	107	\$23.26	-\$5.39	\$0.77	0.0118
✓ 333	Law Enforcement Workers	428	\$21.16	1,864	\$24.25	-\$3.09	\$0.87	<.0001
✓ 339	Other Protective Service Workers	1,429	\$15.03	531	\$16.03	-\$1.00	\$0.94	0.0011
✓ 351	Supervisors, Food Preparation & Serving Workers	243	\$16.56	33	\$20.33	-\$3.78	\$0.81	0.0006
● 352	Cooks & Food Preparation Workers	1,760	\$13.59	299	\$13.07	\$0.52	\$1.04	0.0046
● 353	Food & Beverage Serving Workers	700	\$11.34	224	\$10.83	\$0.51	\$1.05	0.0084

✓ = Occupation in which men's wages were statistically significantly higher than women's wages.

● = Occupation in which women's wages were statistically significantly higher than men's wages.

^aStandard Occupational Classification System.

^bWilcoxon ranked sum test results. A p-value that is less than or equal to 0.05 indicates a statistically significant gender wage gap between men and women.

Source: Custom extract of Research & Planning databases.

Prepared by L. Knapp, Research & Planning, WY DWS, 7/17/18.

(Table continued on page 3)

(Table continued from page 2)

Appendix Table 3.1: Number of Persons Working in Wyoming and Mean Hourly Wage by Gender and Minor Occupation Group (3-Digit SOC^a), 2005-2017

SOC Code	Occupation Title	Women		Men		Hourly Wage Difference		
		N	Mean Hourly Wage	N	Mean Hourly Wage*	Difference (W-M)	Cents on Dollar (W/M)	P-Value ^b
359	Other Food Preparation & Serving Related Workers	72	\$11.39	78	\$11.21	\$0.19	\$1.02	0.6163
✓ 371	Supervisors, Building & Grounds Cleaning & Maintenance Workers	145	\$18.28	222	\$20.17	-\$1.89	\$0.91	0.0025
✓ 372	Building Cleaning & Pest Control Workers	1,449	\$13.43	970	\$14.50	-\$1.07	\$0.93	<.0001
✓ 373	Grounds Maintenance Workers	240	\$13.29	629	\$14.87	-\$1.58	\$0.89	<.0001
391	Supervisors, Personal Care & Service Workers	23	\$18.63	46	\$21.23	-\$2.60	\$0.88	0.1039
392	Animal Care & Service Workers	45	\$11.67	16	\$12.12	-\$0.44	\$0.96	0.4886
393	Entertainment Attendants & Related Workers	86	\$10.85	83	\$11.50	-\$0.65	\$0.94	0.0538
394	Funeral Service Workers	6	\$17.03	15	\$23.45	-\$6.42	\$0.73	0.0763
✓ 399	Other Personal Care & Service Workers	454	\$11.97	77	\$13.92	-\$1.96	\$0.86	0.0005
411	Supervisors, Sales Workers	31	\$16.51	26	\$20.72	-\$4.21	\$0.80	0.0891
✓ 412	Retail Sales Workers	732	\$12.16	414	\$13.84	-\$1.67	\$0.88	<.0001
✓ 413	Sales Representatives, Services	126	\$16.73	66	\$25.91	-\$9.18	\$0.65	<.0001
✓ 414	Sales Representatives, Wholesale & Manufacturing	25	\$22.51	109	\$29.86	-\$7.35	\$0.75	0.0015
419	Other Sales & Related Workers	15	\$14.93	14	\$21.16	-\$6.23	\$0.71	0.0998
431	Supervisors, Office & Administrative Support Workers	294	\$24.76	69	\$26.28	-\$1.52	\$0.94	0.108
✓ 433	Financial Clerks	852	\$15.79	86	\$16.91	-\$1.12	\$0.93	0.0252
434	Information & Record Clerks	1,792	\$16.60	245	\$16.72	-\$0.11	\$0.99	0.9469
435	Material Recording, Scheduling, Dispatching, & Distributing Workers	232	\$17.40	313	\$17.85	-\$0.45	\$0.98	0.6638
✓ 436	Secretaries & Administrative Assistants	3,647	\$17.41	185	\$18.21	-\$0.80	\$0.96	0.0223
439	Other Office & Administrative Support Workers	1,520	\$14.49	163	\$15.07	-\$0.58	\$0.96	0.1517

✓ = Occupation in which men's wages were statistically significantly higher than women's wages.

● = Occupation in which women's wages were statistically significantly higher than men's wages.

^aStandard Occupational Classification System.

^bWilcoxon ranked sum test results. A p-value that is less than or equal to 0.05 indicates a statistically significant gender wage gap between men and women.

Source: Custom extract of Research & Planning databases.

Prepared by L. Knapp, Research & Planning, WY DWS, 7/17/18.

(Table continued on page 4)

(Table continued from page 3)

Appendix Table 3.1: Number of Persons Working in Wyoming and Mean Hourly Wage by Gender and Minor Occupation Group (3-Digit SOC^a), 2005-2017

SOC Code	Occupation Title	Women		Men		Hourly Wage Difference		
		N	Mean Hourly Wage	N	Mean Hourly Wage*	Difference (W-M)	Cents on Dollar (W/M)	P-Value ^b
✓ 452	Agricultural Workers	84	\$12.50	241	\$14.27	-\$1.77	\$0.88	0.0002
454	Forest, Conservation, & Logging Workers	6	\$13.50	14	\$16.06	-\$2.56	\$0.84	0.2026
✓ 471	Supervisors, Construction & Extraction Workers	11	\$22.52	247	\$29.22	-\$6.70	\$0.77	0.0044
472	Construction Trades Workers	47	\$19.12	1,266	\$20.98	-\$1.86	\$0.91	0.0549
473	Helpers, Construction Trades	8	\$13.04	138	\$15.58	-\$2.55	\$0.84	0.0641
✓ 474	Other Construction & Related Workers	45	\$19.45	1,055	\$20.49	-\$1.03	\$0.95	0.002
✓ 475	Extraction Workers	16	\$17.03	614	\$20.76	-\$3.72	\$0.82	0.0072
491	Supervisors of Installation, Maintenance, & Repair Workers	7	\$35.99	272	\$31.41	\$4.58	\$1.15	0.1008
492	Electrical & Electronic Equipment Mechanics, Installers, & Repairers	10	\$19.99	209	\$23.87	-\$3.88	\$0.84	0.1923
✓ 493	Vehicle & Mobile Equip. Mechanics, Installers, & Repairers	22	\$17.41	846	\$22.33	-\$4.91	\$0.78	0.0008
✓ 499	Other Installation, Maint., & Repair Occupations	504	\$17.02	1,702	\$21.10	-\$4.07	\$0.81	<.0001
511	Supervisors, Production Workers	14	\$26.78	42	\$31.78	-\$5.01	\$0.84	0.4412
513	Food Processing Workers	28	\$13.43	44	\$14.42	-\$1.00	\$0.93	0.2663
✓ 514	Metal Workers & Plastic Workers	12	\$16.81	329	\$23.77	-\$6.97	\$0.71	0.0013
515	Printing Workers	14	\$14.20	10	\$16.38	-\$2.18	\$0.87	0.2773
516	Textile, Apparel, & Furnishings Workers	64	\$10.97	24	\$11.82	-\$0.85	\$0.93	0.4612
518	Plant & System Operators	6	\$20.09	96	\$28.57	-\$8.48	\$0.70	0.0559
519	Other Production Occupations	107	\$19.19	387	\$20.54	-\$1.35	\$0.93	0.1414
✓ 533	Motor Vehicle Operators	1,314	\$16.17	2,135	\$18.63	-\$2.46	\$0.87	<.0001
536	Other Transportation Workers	215	\$16.74	355	\$16.52	\$0.22	\$1.01	0.4589
✓ 537	Material Moving Workers	216	\$16.38	1,574	\$20.78	-\$4.41	\$0.79	<.0001

✓ = Occupation in which men's wages were statistically significantly higher than women's wages.

● = Occupation in which women's wages were statistically significantly higher than men's wages.

^aStandard Occupational Classification System.

^bWilcoxon ranked sum test results. A p-value that is less than or equal to 0.05 indicates a statistically significant gender wage gap between men and women.

Source: Custom extract of Research & Planning databases.

Prepared by L. Knapp, Research & Planning, WY DWS, 7/17/18.

Appendix Table 3.2: Number of Persons Working in Wyoming and Mean Hourly Wage by Gender and Occupation (6-Digit SOC^a), 2005-2017

SOC Code	Occupation Title	Women		Men		Hourly Wage Difference		
		N	Mean Hourly Wage	N	Mean Hourly Wage*	Difference (W-M)	Cents on Dollar (W/M)	P-Value ^b
✓ 0	Total, All Occupations	66,485	\$20.73	33,066	\$24.15	-\$3.42	\$0.86	<.0001
✓ 11-1021	General & Operations Managers	163	\$35.58	265	\$43.10	-\$7.52	\$0.83	0.0001
	11-2031 Public Relations Managers	7	\$34.31	5	\$33.29	\$1.02	\$1.03	0.9367
	11-3011 Administrative Services Managers	60	\$33.70	78	\$35.25	-\$1.55	\$0.96	0.0589
✓ 11-3021	Computer & Information Systems Managers	26	\$37.88	92	\$40.21	-\$2.33	\$0.94	0.0319
✓ 11-3031	Financial Managers	99	\$37.95	88	\$43.67	-\$5.71	\$0.87	0.0008
	11-3121 Human Resources Managers	64	\$37.36	32	\$40.55	-\$3.18	\$0.92	0.0802
	11-9013 Farmers, Ranchers, & Other Agricu	7	\$27.19	11	\$33.54	-\$6.35	\$0.81	0.2381
	11-9039 Education Administrators, All Other	86	\$41.04	67	\$42.59	-\$1.55	\$0.96	0.2822
✓ 11-9041	Engineering Managers	19	\$44.63	100	\$47.29	-\$2.67	\$0.94	0.0222
	11-9051 Food Service Managers	57	\$21.09	12	\$23.40	-\$2.31	\$0.90	0.3416
	11-9111 Medical & Health Services Managers	125	\$35.13	24	\$36.50	-\$1.37	\$0.96	0.1899
✓ 11-9121	Natural Sciences Managers	41	\$37.80	182	\$40.55	-\$2.74	\$0.93	0.027
✓ 11-9141	Property, Real Estate, & Community Association Managers	18	\$16.42	22	\$37.57	-\$21.15	\$0.44	<.0001
✓ 11-9151	Social & Community Service Managers	66	\$33.59	57	\$35.22	-\$1.63	\$0.95	0.0178
✓ 11-9199	Managers, All Other	212	\$44.88	407	\$48.93	-\$4.05	\$0.92	<.0001
	13-1031 Claims Adjusters, Examiners, & Investigators	9	\$26.94	5	\$27.86	-\$0.92	\$0.97	0.8446
	13-1041 Compliance Officers, Except Agriculture, Construction, Health & Safety, & Transportation	165	\$26.22	76	\$27.17	-\$0.94	\$0.97	0.5534
✓ 13-1071	Human Resources Specialists	477	\$22.74	194	\$23.84	-\$1.10	\$0.95	0.0439
	13-1141 Compensation, Benefits, & Job Analysis Specialists	29	\$29.09	9	\$31.07	-\$1.99	\$0.94	0.4249
● 13-1151	Training & Development Specialist	457	\$31.97	185	\$30.34	\$1.62	\$1.05	0.0105
	13-1161 Market Research Analysts & Market	6	\$24.18	6	\$24.49	-\$0.31	\$0.99	0.6404

✓ = Occupation in which men's wages were statistically significantly higher than women's wages.

● = Occupation in which women's wages were statistically significantly higher than men's wages.

^aStandard Occupational Classification System.

^bWilcoxon ranked sum test results. A p-value that is less than or equal to 0.05 indicates a statistically significant gender wage gap between men and women.

Source: Custom extract of Research & Planning databases.

Prepared by L. Knapp, Research & Planning, WY DWS, 7/17/18.

(Table continued on page 2)

(Table continued from page 1)

Appendix Table 3.2: Number of Persons Working in Wyoming and Mean Hourly Wage by Gender and Occupation (6-Digit SOC^a), 2005-2017

SOC Code	Occupation Title	Women		Men		Hourly Wage Difference		
		N	Mean Hourly Wage	N	Mean Hourly Wage*	Difference (W-M)	Cents on Dollar (W/M)	P-Value ^b
✓ 13-1199	Business Operations Specialists, All Other	368	\$29.79	230	\$34.13	-\$4.34	\$0.87	<.0001
✓ 13-2011	Accountants & Auditors	833	\$24.74	263	\$27.54	-\$2.80	\$0.90	<.0001
✓ 13-2021	Appraisers & Assessors of Real Estate	26	\$22.92	60	\$28.53	-\$5.61	\$0.80	0.0056
13-2031	Budget Analysts	32	\$31.63	24	\$34.91	-\$3.28	\$0.91	0.0892
✓ 13-2072	Loan Officers	27	\$22.75	26	\$31.51	-\$8.76	\$0.72	0.0092
✓ 13-2081	Tax Examiners, Collectors, & Revenue Agents	71	\$23.75	20	\$26.74	-\$2.99	\$0.89	0.007
13-2099	Financial Specialists, All Other	5	\$21.11	5	\$28.54	-\$7.43	\$0.74	0.2802
15-1121	Computer Systems Analysts	68	\$28.97	193	\$29.32	-\$0.35	\$0.99	0.8388
15-1131	Computer Programmers	134	\$24.41	196	\$25.77	-\$1.36	\$0.95	0.1331
✓ 15-1132	Software Developers, Applications	85	\$30.26	158	\$32.17	-\$1.90	\$0.94	0.0212
15-1141	Database Administrators	159	\$24.87	59	\$26.05	-\$1.17	\$0.96	0.24
15-1142	Network & Computer Systems Admini	71	\$25.24	190	\$27.09	-\$1.85	\$0.93	0.0644
15-1151	Computer User Support Specialists	62	\$23.65	190	\$24.81	-\$1.16	\$0.95	0.3706
15-1152	Computer Network Support Specialist	27	\$31.16	96	\$30.13	\$1.03	\$1.03	0.6585
15-2041	Statisticians	20	\$29.49	15	\$32.46	-\$2.97	\$0.91	0.1344
17-1021	Cartographers & Photogrammetrists	12	\$25.67	36	\$24.18	\$1.49	\$1.06	0.1812
✓ 17-2051	Civil Engineers	78	\$30.50	416	\$33.52	-\$3.02	\$0.91	0.0003
17-3011	Architectural & Civil Drafters	46	\$19.78	115	\$20.75	-\$0.98	\$0.95	0.4244
✓ 17-3022	Civil Engineering Technicians	86	\$20.99	214	\$23.67	-\$2.68	\$0.89	<.0001
17-3031	Surveying & Mapping Technicians	6	\$17.97	19	\$18.97	-\$1.00	\$0.95	0.7531
19-1023	Zoologists & Wildlife Biologists	49	\$28.19	281	\$29.40	-\$1.22	\$0.96	0.0777
✓ 19-1032	Foresters	5	\$24.58	56	\$29.48	-\$4.90	\$0.83	0.0421
✓ 19-1041	Epidemiologists	33	\$27.51	8	\$32.64	-\$5.13	\$0.84	0.0246
19-2031	Chemists	5	\$18.06	9	\$29.57	-\$11.51	\$0.61	0.0753

✓ = Occupation in which men's wages were statistically significantly higher than women's wages.

● = Occupation in which women's wages were statistically significantly higher than men's wages.

^aStandard Occupational Classification System.

^bWilcoxon ranked sum test results. A p-value that is less than or equal to 0.05 indicates a statistically significant gender wage gap between men and women.

Source: Custom extract of Research & Planning databases.

Prepared by L. Knapp, Research & Planning, WY DWS, 7/17/18.

(Table continued on page 3)

(Table continued from page 2)

Appendix Table 3.2: Number of Persons Working in Wyoming and Mean Hourly Wage by Gender and Occupation (6-Digit SOC^a), 2005-2017

SOC Code	Occupation Title	Women		Men		Hourly Wage Difference		
		N	Mean Hourly Wage	N	Mean Hourly Wage*	Difference (W-M)	Cents on Dollar (W/M)	P-Value ^b
✓ 19-2041	Environmental Scientists & Specialists, Including Health	149	\$28.65	366	\$30.53	-\$1.88	\$0.94	0.0106
19-2042	Geoscientists, Except Hydrologists & Geographers	15	\$33.44	61	\$32.02	\$1.42	\$1.04	0.4062
19-2043	Hydrologists	23	\$26.92	76	\$28.59	-\$1.67	\$0.94	0.2035
19-3011	Economists	34	\$29.37	25	\$32.31	-\$2.94	\$0.91	0.103
✓ 19-3031	Clinical, Counseling, & School Psychologists	146	\$33.64	99	\$36.18	-\$2.54	\$0.93	0.0073
✓ 19-3051	Urban & Regional Planners	13	\$26.41	19	\$31.28	-\$4.87	\$0.84	0.0174
19-3091	Anthropologists & Archeologists	9	\$26.92	11	\$23.99	\$2.93	\$1.12	0.4349
19-4031	Chemical Technicians	5	\$19.47	13	\$22.99	-\$3.53	\$0.85	0.5948
19-4041	Geological & Petroleum Technicians	7	\$22.15	53	\$26.73	-\$4.58	\$0.83	0.105
19-4091	Environmental Science & Protection Technicians, Including Health	26	\$18.86	34	\$20.55	-\$1.69	\$0.92	0.1511
19-4092	Forensic Science Technicians	33	\$28.00	16	\$29.82	-\$1.82	\$0.94	0.5463
19-4099	Life, Physical, & Social Science Technicians, All Other	5	\$22.40	6	\$18.56	\$3.84	\$1.21	0.3828
21-1012	Educational, Vocational, & School Counselors	442	\$28.19	132	\$28.10	\$0.09	\$1.00	0.8824
21-1013	Marriage & Family Therapists	79	\$24.97	46	\$27.50	-\$2.52	\$0.91	0.1259
21-1015	Rehabilitation Counselors	114	\$20.84	33	\$21.42	-\$0.58	\$0.97	0.7881
21-1019	Counselors, All Other	499	\$20.56	168	\$20.85	-\$0.29	\$0.99	0.709
21-1021	Child, Family, & School Social Workers	596	\$23.12	150	\$23.22	-\$0.10	\$1.00	0.8786
21-1029	Social Workers, All Other	781	\$24.73	222	\$25.40	-\$0.67	\$0.97	0.1928
✓ 21-1091	Health Educators	243	\$25.35	62	\$26.72	-\$1.37	\$0.95	0.0183
21-1092	Probation Officers & Correctional Treatment Specialists	288	\$22.65	172	\$23.05	-\$0.41	\$0.98	0.2698
✓ 21-1093	Social & Human Service Assistants	336	\$15.35	248	\$18.44	-\$3.09	\$0.83	<.0001

✓ = Occupation in which men's wages were statistically significantly higher than women's wages.

● = Occupation in which women's wages were statistically significantly higher than men's wages.

^aStandard Occupational Classification System.

^bWilcoxon ranked sum test results. A p-value that is less than or equal to 0.05 indicates a statistically significant gender wage gap between men and women.

Source: Custom extract of Research & Planning databases.

Prepared by L. Knapp, Research & Planning, WY DWS, 7/17/18.

(Table continued on page 4)

(Table continued from page 3)

Appendix Table 3.2: Number of Persons Working in Wyoming and Mean Hourly Wage by Gender and Occupation (6-Digit SOC^a), 2005-2017

SOC Code	Occupation Title	Women		Men		Hourly Wage Difference		
		N	Mean Hourly Wage	N	Mean Hourly Wage*	Difference (W-M)	Cents on Dollar (W/M)	P-Value ^b
21-1099	Community & Social Service Specialists, All Other	72	\$25.91	19	\$27.22	-\$1.31	\$0.95	0.064
23-1011	Lawyers	154	\$39.68	242	\$40.30	-\$0.62	\$0.99	0.1436
23-2011	Paralegals & Legal Assistants	163	\$22.71	14	\$22.64	\$0.07	\$1.00	0.8113
✓ 23-2093	Title Examiners, Abstractors, & Searchers	39	\$22.03	28	\$26.09	-\$4.07	\$0.84	0.0129
25-2011	Preschool Teachers, Except Special Education	39	18.33	5	15.08	\$3.25	\$1.22	0.1962
25-2012	Kindergarten Teachers, Except Special Education	608	29.10	30	27.87	\$1.23	\$1.04	0.6981
25-2021	Elementary School Teachers, Except Special Education	2,750	29.83	551	30.38	-\$0.55	\$0.98	0.2456
✓ 25-2022	Middle School Teachers, Except Special and Vocational Education	951	29.98	687	32.02	-\$2.04	\$0.94	<.0001
25-2023	Vocational Education Teachers, Middle School	69	29.38	46	29.67	-\$0.29	\$0.99	0.5711
✓ 25-2031	Secondary School Teachers, Except Special and Vocational Education	1,091	29.98	1,053	33.12	-\$3.14	\$0.91	<.0001
✓ 25-2032	Vocational Education Teachers, Secondary School	185	29.65	211	33.95	-\$4.30	\$0.87	<.0001
25-2052	Spec Ed Teachers, Kindergarten & Elementary	673	30.35	95	30.47	-\$0.11	\$1.00	0.9592
25-2054	Special Education Teachers, Secondary	772	29.86	208	30.53	-\$0.67	\$0.98	0.2829
25-3021	Self-Enrichment Education Teachers	163	17.53	48	19.19	-\$1.66	\$0.91	0.239
25-3098	Substitute Teachers	216	13.54	42	13.34	\$0.20	\$1.02	0.6411
	Teachers and Instructors, All Other	82	25.61	41	25.37	\$0.23	\$1.01	0.9573
25-4011	Archivists	79	20.48	23	23.34	-\$2.86	\$0.88	0.0673
25-4012	Curators	15	25.28	16	27.62	-\$2.33	\$0.92	0.2449
25-4013	Museum Technicians and Conservators	24	20.74	20	20.78	-\$0.04	\$1.00	0.7607
25-4021	Librarians	167	26.38	32	28.06	-\$1.68	\$0.94	0.433

✓ = Occupation in which men's wages were statistically significantly higher than women's wages.

● = Occupation in which women's wages were statistically significantly higher than men's wages.

^aStandard Occupational Classification System.

^bWilcoxon ranked sum test results. A p-value that is less than or equal to 0.05 indicates a statistically significant gender wage gap between men and women.

Source: Custom extract of Research & Planning databases.

Prepared by L. Knapp, Research & Planning, WY DWS, 7/17/18.

(Table continued on page 5)

(Table continued from page 4)

Appendix Table 3.2: Number of Persons Working in Wyoming and Mean Hourly Wage by Gender and Occupation (6-Digit SOC^a), 2005-2017

SOC Code	Occupation Title	Women		Men		Hourly Wage Difference		
		N	Mean Hourly Wage	N	Mean Hourly Wage*	Difference (W-M)	Cents on Dollar (W/M)	P-Value ^b
25-4031	Library Technicians	63	13.49	9	15.04	-\$1.55	\$0.90	0.4311
25-9031	Instructional Coordinators	188	31.95	90	32.45	-\$0.50	\$0.98	0.4543
✓ 25-9041	Teacher Assistants	1,105	14.92	139	16.95	-\$2.03	\$0.88	<.0001
✓ 25-9043	Teaching Assistants, Special Education	2,256	14.02	300	14.93	-\$0.92	\$0.94	0.0001
25-9099	Education, Training, and Library Workers, All Other	19	15.20	7	20.70	-\$5.50	\$0.73	0.0642
27-1019	Artists & Related Workers, All Other	6	\$27.79	6	\$24.43	\$3.36	\$1.14	0.8143
27-1024	Graphic Designers	14	\$16.07	14	\$19.30	-\$3.23	\$0.83	0.0922
27-1026	Merchandise Displayers & Window Trimmers	17	\$11.53	15	\$12.54	-\$1.00	\$0.92	0.1363
27-3011	Radio & Television Announcers	7	\$12.95	10	\$12.84	\$0.10	\$1.01	0.5043
27-3022	Reporters & Correspondents	20	\$13.08	17	\$14.01	-\$0.93	\$0.93	0.2365
✓ 27-3031	Public Relations Specialists	110	\$23.56	70	\$27.09	-\$3.53	\$0.87	0.0018
27-3041	Editors	8	\$14.27	8	\$17.11	-\$2.84	\$0.83	0.3592
27-4012	Broadcast Technicians	7	\$11.06	7	\$17.44	-\$6.39	\$0.63	0.055
27-4021	Photographers	7	\$15.84	8	\$16.16	-\$0.32	\$0.98	0.9095
27-4099	Media & Communication Equipment Workers, All Other	10	\$18.78	18	\$21.43	-\$2.65	\$0.88	0.241
✓ 29-1011	Chiropractors	26	\$20.54	78	\$26.74	-\$6.20	\$0.77	0.0252
✓ 29-1051	Pharmacists	482	\$43.75	413	\$47.77	-\$4.02	\$0.92	0.0014
✓ 29-1071	Physician Assistants	154	\$49.94	139	\$53.16	-\$3.22	\$0.94	0.0372
29-1122	Occupational Therapists	471	\$31.84	67	\$31.86	-\$0.01	\$1.00	0.999
✓ 29-1123	Physical Therapists	308	\$38.24	166	\$40.46	-\$2.22	\$0.95	0.0249
29-1125	Recreational Therapists	40	\$21.96	37	\$23.66	-\$1.71	\$0.93	0.2211
29-1126	Respiratory Therapists	209	\$25.37	104	\$25.79	-\$0.42	\$0.98	0.578
29-1127	Speech-Language Pathologists	526	\$32.19	33	\$34.40	-\$2.21	\$0.94	0.1848
29-1141	Registered Nurses	7,575	\$28.77	672	\$28.60	\$0.17	\$1.01	0.7129
29-1181	Audiologists	26	\$32.07	12	\$37.73	-\$5.66	\$0.85	0.0719
29-2021	Dental Hygienists	491	\$30.22	5	\$25.79	\$4.43	\$1.17	0.1879

✓ = Occupation in which men's wages were statistically significantly higher than women's wages.

● = Occupation in which women's wages were statistically significantly higher than men's wages.

^aStandard Occupational Classification System.

^bWilcoxon ranked sum test results. A p-value that is less than or equal to 0.05 indicates a statistically significant gender wage gap between men and women.

Source: Custom extract of Research & Planning databases.

Prepared by L. Knapp, Research & Planning, WY DWS, 7/17/18.

(Table continued on page 6)

(Table continued from page 5)

Appendix Table 3.2: Number of Persons Working in Wyoming and Mean Hourly Wage by Gender and Occupation (6-Digit SOC^a), 2005-2017

SOC Code	Occupation Title	Women		Men		Hourly Wage Difference		
		N	Mean Hourly Wage	N	Mean Hourly Wage*	Difference (W-M)	Cents on Dollar (W/M)	P-Value ^b
✓ 29-2031	Cardiovascular Technologists & Technicians	20	\$26.03	19	\$29.40	-\$3.37	\$0.89	0.0444
✓ 29-2034	Radiologic Technologists & Technicians	748	\$23.44	220	\$27.20	-\$3.76	\$0.86	<.0001
29-2041	Emergency Medical Technicians & Paramedics	11	\$15.93	14	\$16.15	-\$0.21	\$0.99	0.8285
29-2052	Pharmacy Technicians	1,679	\$14.30	240	\$14.90	-\$0.60	\$0.96	0.0938
29-2061	Licensed Practical & Licensed Vocational Nurses	1,980	\$20.05	147	\$20.57	-\$0.53	\$0.97	0.1749
29-2092	Hearing Aid Specialists	11	\$26.52	7	\$27.25	-\$0.73	\$0.97	0.6887
29-9011	Occupational Health & Safety Specialists	22	\$31.16	80	\$31.57	-\$0.41	\$0.99	0.4223
29-9012	Occupational Health & Safety Technicians	8	\$18.65	6	\$22.74	-\$4.09	\$0.82	0.1172
31-1011	Home Health Aides	21	\$12.28	7	\$12.74	-\$0.47	\$0.96	0.8335
✓ 31-1014	Nursing Assistants	11,540	\$13.24	1,259	\$13.96	-\$0.72	\$0.95	<.0001
31-2021	Physical Therapist Assistants	175	\$23.60	49	\$24.37	-\$0.77	\$0.97	0.5377
31-9096	Veterinary Assistants & Laboratory Animal Caretakers	25	\$13.88	5	\$15.25	-\$1.37	\$0.91	0.5635
33-1011	First-Line Supervisors/Managers of Correctional Officers	20	\$30.30	88	\$30.70	-\$0.40	\$0.99	0.6221
33-1012	First-Line Supervisors/Managers of Police & Detectives	9	\$35.55	97	\$39.75	-\$4.20	\$0.89	0.1896
✓ 33-2011	Fire Fighters	11	\$17.18	98	\$23.06	-\$5.88	\$0.75	0.0076
✓ 33-3012	Correctional Officers & Jailers	335	\$19.35	1,259	\$21.30	-\$1.94	\$0.91	<.0001
✓ 33-3021	Detectives & Criminal Investigators	57	\$27.63	134	\$34.82	-\$7.18	\$0.79	<.0001
33-3031	Fish & Game Wardens	9	\$29.09	105	\$28.90	\$0.19	\$1.01	0.1239
33-3051	Police & Sheriff's Patrol Officers	24	\$27.99	364	\$29.24	-\$1.25	\$0.96	0.1715
✓ 33-9032	Security Guards	69	\$15.45	210	\$17.41	-\$1.97	\$0.89	0.0011
33-9091	Crossing Guards	20	\$13.23	19	\$15.08	-\$1.85	\$0.88	0.4202

✓ = Occupation in which men's wages were statistically significantly higher than women's wages.

● = Occupation in which women's wages were statistically significantly higher than men's wages.

^aStandard Occupational Classification System.

^bWilcoxon ranked sum test results. A p-value that is less than or equal to 0.05 indicates a statistically significant gender wage gap between men and women.

Source: Custom extract of Research & Planning databases.

Prepared by L. Knapp, Research & Planning, WY DWS, 7/17/18.

(Table continued on page 7)

(Table continued from page 6)

Appendix Table 3.2: Number of Persons Working in Wyoming and Mean Hourly Wage by Gender and Occupation (6-Digit SOC^a), 2005-2017

SOC Code	Occupation Title	Women		Men		Hourly Wage Difference		
		N	Mean Hourly Wage	N	Mean Hourly Wage*	Difference (W-M)	Cents on Dollar (W/M)	P-Value ^b
● 33-9092	Lifeguards, Ski Patrol, & Other Recreational Protective Service Workers	71	\$12.47	60	\$10.89	\$1.58	\$1.15	0.0015
33-9093	Transportation Security Screeners	498	\$13.69	65	\$13.48	\$0.20	\$1.02	0.6982
33-9099	Protective Service Workers, All Other	770	\$16.14	174	\$16.98	-\$0.84	\$0.95	0.2392
✓ 35-1012	First-Line Supervisors/Managers of Food Preparation & Serving Workers	243	\$16.56	28	\$20.81	-\$4.26	\$0.80	0.0003
35-2011	Cooks, Fast Food	20	\$10.30	27	\$10.00	\$0.29	\$1.03	0.6155
✓ 35-2012	Cooks, Institution & Cafeteria	1,602	\$13.78	109	\$14.96	-\$1.18	\$0.92	<.0001
35-2014	Cooks, Restaurant	34	\$12.48	105	\$12.71	-\$0.24	\$0.98	0.6043
35-2015	Cooks, Short Order	15	\$10.98	17	\$10.88	\$0.11	\$1.01	0.8514
35-2019	Cooks, All Other	5	\$15.17	5	\$13.74	\$1.43	\$1.10	0.6141
35-2021	Food Preparation Workers	84	\$11.54	36	\$11.60	-\$0.06	\$0.99	0.9135
35-3011	Bartenders	120	\$11.34	30	\$11.96	-\$0.62	\$0.95	0.2643
● 35-3021	Combined Food Preparation & Serving Workers, Including Fast Food	218	\$10.64	113	\$10.19	\$0.45	\$1.04	0.0221
35-3022	Counter Attendants, Cafeteria, Food Concession, & Coffee Shop	109	\$10.16	37	\$9.68	\$0.48	\$1.05	0.154
35-3031	Waiters & Waitresses	243	\$12.51	42	\$12.74	-\$0.23	\$0.98	0.6212
✓ 35-9011	Dining Room & Cafeteria Attendants & Bartender Helpers	17	\$11.24	18	\$12.93	-\$1.69	\$0.87	0.0207
35-9021	Dishwashers	23	\$10.33	54	\$10.66	-\$0.33	\$0.97	0.4682
✓ 37-1011	First-Line Supervisors/Managers of Housekeeping & Janitorial Workers	138	\$18.10	172	\$19.44	-\$1.34	\$0.93	0.0198
37-1012	First-Line Supervisors/Managers of Landscaping, Lawn Service, & Groundskeeping Workers	7	\$21.78	50	\$22.70	-\$0.92	\$0.96	0.7715

✓ = Occupation in which men's wages were statistically significantly higher than women's wages.

● = Occupation in which women's wages were statistically significantly higher than men's wages.

^aStandard Occupational Classification System.

^bWilcoxon ranked sum test results. A p-value that is less than or equal to 0.05 indicates a statistically significant gender wage gap between men and women.

Source: Custom extract of Research & Planning databases.

Prepared by L. Knapp, Research & Planning, WY DWS, 7/17/18.

(Table continued on page 8)

(Table continued from page 8)

Appendix Table 3.2: Number of Persons Working in Wyoming and Mean Hourly Wage by Gender and Occupation (6-Digit SOC^a), 2005-2017

SOC Code	Occupation Title	Women		Men		Hourly Wage Difference		
		N	Mean Hourly Wage	N	Mean Hourly Wage*	Difference (W-M)	Cents on Dollar (W/M)	P-Value ^b
✓ 37-2011	Janitors & Cleaners, Except Maids & Housekeeping Cleaners	1,157	\$13.97	916	\$14.67	-\$0.70	\$0.95	<.0001
37-2012	Maids & Housekeeping Cleaners	290	\$11.26	49	\$11.22	\$0.04	\$1.00	0.7618
✓ 37-3011	Landscaping & Groundskeeping Workers	217	\$13.31	548	\$14.58	-\$1.27	\$0.91	<.0001
✓ 37-3012	Pesticide Handlers, Sprayers, & Applicators, Vegetation	21	\$13.31	74	\$16.79	-\$3.48	\$0.79	0.025
39-1021	First-Line Supervisors/Managers of Personal Service Workers	23	\$18.63	46	\$21.23	-\$2.60	\$0.88	0.1039
39-2021	Nonfarm Animal Caretakers	43	\$11.54	16	\$12.12	-\$0.58	\$0.95	0.4612
39-3091	Amusement & Recreation Attendants	73	\$11.11	80	\$11.54	-\$0.43	\$0.96	0.2037
39-9011	Child Care Workers	214	\$11.13	18	\$12.10	-\$0.97	\$0.92	0.0891
39-9021	Personal & Home Care Aides	135	\$11.24	20	\$11.14	\$0.11	\$1.01	0.9215
39-9031	Fitness Trainers & Aerobics Instructors	56	\$15.65	12	\$18.39	-\$2.73	\$0.85	0.062
39-9032	Recreation Workers	35	\$13.74	16	\$15.07	-\$1.33	\$0.91	0.3549
39-9099	Personal Care & Service Workers, All Other	12	\$12.83	8	\$16.84	-\$4.01	\$0.76	0.3283
41-1011	First-Line Supervisors/Managers of Retail Sales Workers	29	\$16.81	17	\$17.44	-\$0.63	\$0.96	0.8652
41-2011	Cashiers	351	\$10.83	125	\$10.71	\$0.12	\$1.01	0.5655
✓ 41-2021	Counter & Rental Clerks	105	\$14.21	71	\$16.15	-\$1.94	\$0.88	0.0095
41-2022	Parts Salespersons	9	\$13.69	40	\$17.36	-\$3.67	\$0.79	0.0587
✓ 41-2031	Retail Salespersons	263	\$13.10	178	\$14.31	-\$1.22	\$0.92	0.0009
✓ 41-3011	Advertising Sales Agents	50	\$15.92	18	\$24.91	-\$8.99	\$0.64	0.0189
✓ 41-3021	Insurance Sales Agents	49	\$17.17	18	\$21.15	-\$3.98	\$0.81	0.0123
✓ 41-3099	Sales Representatives, Services, All Other	17	\$17.88	28	\$30.42	-\$12.54	\$0.59	0.001

✓ = Occupation in which men's wages were statistically significantly higher than women's wages.

● = Occupation in which women's wages were statistically significantly higher than men's wages.

^aStandard Occupational Classification System.

^bWilcoxon ranked sum test results. A p-value that is less than or equal to 0.05 indicates a statistically significant gender wage gap between men and women.

Source: Custom extract of Research & Planning databases.

Prepared by L. Knapp, Research & Planning, WY DWS, 7/17/18.

(Table continued on page 9)

(Table continued from page 8)

Appendix Table 3.2: Number of Persons Working in Wyoming and Mean Hourly Wage by Gender and Occupation (6-Digit SOC^a), 2005-2017

SOC Code	Occupation Title	Women		Men		Hourly Wage Difference		
		N	Mean Hourly Wage	N	Mean Hourly Wage*	Difference (W-M)	Cents on Dollar (W/M)	P-Value ^b
✓ 41-4012	Sales Representatives, Wholesale & Manufacturing, Except Technical & Scientific Products	25	\$22.51	109	\$29.86	-\$7.35	\$0.75	0.0015
41-9099	Sales & Related Workers, All Other	5	\$13.39	8	\$16.80	-\$3.40	\$0.80	0.2123
43-1011	First-Line Supervisors/Managers of Office & Administrative Support Workers	294	\$24.76	69	\$26.28	-\$1.52	\$0.94	0.108
43-3031	Bookkeeping, Accounting, & Auditing Clerks	502	\$16.80	54	\$17.83	-\$1.04	\$0.94	0.1165
43-3071	Tellers	247	\$13.20	22	\$14.08	-\$0.88	\$0.94	0.0781
43-4031	Court, Municipal, & License Clerks	183	\$16.54	36	\$16.89	-\$0.35	\$0.98	0.7291
43-4051	Customer Service Representatives	156	\$14.50	38	\$14.50	\$0.00	\$1.00	0.6443
✓ 43-4061	Eligibility Interviewers, Government Programs	558	\$20.65	80	\$21.32	-\$0.67	\$0.97	0.0495
43-4081	Hotel, Motel, & Resort Desk Clerks	58	\$12.04	22	\$11.31	\$0.73	\$1.06	0.1979
43-4121	Library Assistants, Clerical	377	\$14.71	19	\$14.13	\$0.59	\$1.04	0.4206
43-4171	Receptionists & Information Clerks	276	\$13.00	30	\$13.21	-\$0.21	\$0.98	0.633
43-5021	Couriers & Messengers	5	\$12.54	7	\$14.51	-\$1.96	\$0.87	0.1162
43-5031	Police, Fire, & Ambulance Dispatchers	101	\$19.42	25	\$19.35	\$0.07	\$1.00	0.8095
✓ 43-5032	Dispatchers, Except Police, Fire, & Ambulance	16	\$16.03	18	\$20.78	-\$4.75	\$0.77	0.0155
✓ 43-5061	Production, Planning, & Expediting Clerks	16	\$26.97	33	\$28.90	-\$1.92	\$0.93	0.0056
43-5071	Shipping, Receiving, & Traffic Clerks	22	\$15.37	70	\$16.07	-\$0.70	\$0.96	0.4799
✓ 43-5081	Stock Clerks & Order Fillers	63	\$13.30	145	\$15.34	-\$2.04	\$0.87	0.0005
● 43-6011	Executive Secretaries & Administrative Assistants	843	\$19.43	65	\$18.88	\$0.54	\$1.03	0.0464
✓ 43-6014	Secretaries, Except Legal, Medical, & Executive	2,682	\$16.80	115	\$17.85	-\$1.05	\$0.94	0.0054

✓ = Occupation in which men's wages were statistically significantly higher than women's wages.

● = Occupation in which women's wages were statistically significantly higher than men's wages.

^aStandard Occupational Classification System.

^bWilcoxon ranked sum test results. A p-value that is less than or equal to 0.05 indicates a statistically significant gender wage gap between men and women.

Source: Custom extract of Research & Planning databases.

Prepared by L. Knapp, Research & Planning, WY DWS, 7/17/18.

(Table continued on page 10)

(Table continued from page 9)

Appendix Table 3.2: Number of Persons Working in Wyoming and Mean Hourly Wage by Gender and Occupation (6-Digit SOC^a), 2005-2017

SOC Code	Occupation Title	Women		Men		Hourly Wage Difference		
		N	Mean Hourly Wage	N	Mean Hourly Wage*	Difference (W-M)	Cents on Dollar (W/M)	P-Value ^b
43-9051	Mail Clerks & Mail Machine Operators, Except Postal Service	28	\$13.09	32	\$13.60	-\$0.51	\$0.96	0.7736
✓ 43-9061	Office Clerks, General	1,395	\$14.49	113	\$15.51	-\$1.02	\$0.93	0.0174
● 43-9199	Office & Administrative Support Workers, All Other	18	\$16.29	8	\$12.40	\$3.89	\$1.31	0.028
45-2011	Agricultural Inspectors	9	\$13.50	5	\$14.73	-\$1.23	\$0.92	0.3671
45-2091	Agricultural Equipment Operators	5	\$14.39	20	\$13.86	\$0.52	\$1.04	0.6872
✓ 45-2092	Farmworkers & Laborers, Crop, Nursery, & Greenhouse	25	\$12.57	45	\$15.20	-\$2.63	\$0.83	0.013
✓ 45-2093	Farmworkers, Farm & Ranch Animals	43	\$11.96	164	\$13.76	-\$1.80	\$0.87	0.0013
45-4011	Forest & Conservation Workers	5	\$14.29	6	\$14.44	-\$0.15	\$0.99	1
✓ 47-1011	First-Line Supervisors/Mgrs. of Construction Trades & Extraction Workers	11	\$22.52	247	\$29.22	-\$6.70	\$0.77	0.0044
✓ 47-2031	Carpenters	5	\$15.29	233	\$21.06	-\$5.77	\$0.73	0.0246
47-2061	Construction Laborers	12	\$15.05	311	\$16.54	-\$1.49	\$0.91	0.3164
47-2073	Operating Engineers & Other Construction Equipment Operators	13	\$23.93	199	\$23.42	\$0.51	\$1.02	0.8013
47-2111	Electricians	8	\$22.27	219	\$26.22	-\$3.95	\$0.85	0.0556
47-4011	Construction & Building Inspectors	14	\$21.46	78	\$23.80	-\$2.34	\$0.90	0.1111
✓ 47-4051	Highway Maintenance Workers	26	\$18.52	917	\$20.53	-\$2.00	\$0.90	0.0009
✓ 47-5071	Roustabouts, Oil & Gas	7	\$11.86	233	\$19.57	-\$7.71	\$0.61	0.0006
47-5099	Extraction Workers, All Other	7	\$19.16	211	\$20.28	-\$1.12	\$0.95	0.7016
49-1011	First-Line Supervisors/Managers of Mechanics, Installers, & Repairers	7	\$35.99	272	\$31.41	\$4.58	\$1.15	0.1008
49-2022	Telecom. Equipment Installers & Repairers, Except Line Installers	5	\$23.84	137	\$24.27	-\$0.43	\$0.98	0.7994

✓ = Occupation in which men's wages were statistically significantly higher than women's wages.

● = Occupation in which women's wages were statistically significantly higher than men's wages.

^aStandard Occupational Classification System.

^bWilcoxon ranked sum test results. A p-value that is less than or equal to 0.05 indicates a statistically significant gender wage gap between men and women.

Source: Custom extract of Research & Planning databases.

Prepared by L. Knapp, Research & Planning, WY DWS, 7/17/18.

(Table continued on page 11)

(Table continued from page 10)

Appendix Table 3.2: Number of Persons Working in Wyoming and Mean Hourly Wage by Gender and Occupation (6-Digit SOC^a), 2005-2017

SOC Code	Occupation Title	Women		Men		Hourly Wage Difference		
		N	Mean Hourly Wage	N	Mean Hourly Wage*	Difference (W-M)	Cents on Dollar (W/M)	P-Value ^b
49-3023	Automotive Service Technicians & Mechanics	7	\$17.97	173	\$19.78	-\$1.81	\$0.91	0.2864
49-3031	Bus & Truck Mechanics & Diesel Engine Specialists	6	\$21.17	229	\$23.26	-\$2.09	\$0.91	0.468
✓ 49-3042	Mobile Heavy Equipment Mechanics, Except Engines	6	\$16.00	286	\$25.22	-\$9.22	\$0.63	0.0011
✓ 49-9071	Maintenance & Repair Workers, Gen	480	\$17.06	1,193	\$20.18	-\$3.12	\$0.85	<.0001
49-9098	Helpers--Installation, Maint., & Repair Workers	9	\$14.68	93	\$16.42	-\$1.74	\$0.89	0.2034
49-9099	Installation, Maintenance, & Repair Workers, All Other	6	\$15.35	52	\$18.21	-\$2.87	\$0.84	0.1938
51-1011	First-Line Supervisors/Managers of Production & Operating Workers	14	\$26.78	42	\$31.78	-\$5.01	\$0.84	0.4412
51-3011	Bakers	16	\$13.38	9	\$12.72	\$0.66	\$1.05	0.6547
51-4121	Welders, Cutters, Solderers, & Brazers	7	\$20.36	239	\$25.04	-\$4.68	\$0.81	0.1067
51-5112	Printing Press Operators	6	\$13.55	7	\$17.08	-\$3.53	\$0.79	0.1416
51-6011	Laundry & Dry-Cleaning Workers	37	\$10.40	17	\$10.76	-\$0.36	\$0.97	0.7248
51-8031	Water & Liquid Waste Treat. Plant & System Ops.	5	\$22.03	46	\$22.44	-\$0.41	\$0.98	0.8254
✓ 51-9061	Inspectors, Testers, Sorters, Samplers, & Weighers	67	\$22.20	158	\$24.44	-\$2.25	\$0.91	0.0082
✓ 51-9111	Packaging & Filling Machine Operators & Tenders	10	\$12.78	26	\$20.02	-\$7.24	\$0.64	0.0101
51-9198	Helpers--Production Workers	13	\$15.74	106	\$16.55	-\$0.80	\$0.95	0.5779
✓ 51-9199	Production Workers, All Other	7	\$11.77	23	\$20.80	-\$9.03	\$0.57	0.0053
53-3021	Bus Drivers, Transit & Intercity	8	\$13.60	18	\$14.37	-\$0.78	\$0.95	0.7417
✓ 53-3022	Bus Drivers, School	1,164	\$16.33	922	\$16.91	-\$0.58	\$0.97	0.0002
53-3031	Driver/Sales Workers	23	\$15.05	90	\$15.27	-\$0.22	\$0.99	0.8393
✓ 53-3032	Truck Drivers, Heavy & Tractor-Trailer	52	\$17.89	925	\$21.35	-\$3.46	\$0.84	<.0001
✓ 53-3033	Truck Drivers, Light or Delivery Services	53	\$13.05	146	\$16.04	-\$2.99	\$0.81	<.0001
✓ 53-3041	Taxi Drivers & Chauffeurs	12	\$11.36	27	\$13.42	-\$2.06	\$0.85	0.0384
53-6041	Traffic Technicians	16	\$20.83	19	\$22.45	-\$1.62	\$0.93	0.3604

✓ = Occupation in which men's wages were statistically significantly higher than women's wages.

● = Occupation in which women's wages were statistically significantly higher than men's wages.

^aStandard Occupational Classification System.

^bWilcoxon ranked sum test results. A p-value that is less than or equal to 0.05 indicates a statistically significant gender wage gap between men and women.

Source: Custom extract of Research & Planning databases.

Prepared by L. Knapp, Research & Planning, WY DWS, 7/17/18.

(Table continued from page 12)

Appendix Table 3.2: Number of Persons Working in Wyoming and Mean Hourly Wage by Gender and Occupation (6-Digit SOC^a), 2005-2017

SOC Code	Occupation Title	Women		Men		Hourly Wage Difference		
		N	Mean Hourly Wage	N	Mean Hourly Wage*	Difference (W-M)	Cents on Dollar (W/M)	P-Value ^b
✓ 53-6051	Transportation Inspectors	138	\$17.93	126	\$19.81	-\$1.88	\$0.91	0.0125
✓ 53-6099	Transportation Workers, All Other	61	\$12.96	149	\$14.25	-\$1.29	\$0.91	0.0099
✓ 53-7032	Excavating & Loading Machine & Dragline Operators	100	\$20.52	915	\$23.19	-\$2.67	\$0.89	<.0001
✓ 53-7051	Industrial Truck & Tractor Operators	7	\$13.47	63	\$17.92	-\$4.45	\$0.75	0.0084
53-7061	Cleaners of Vehicles & Equipment	27	\$12.58	87	\$13.04	-\$0.45	\$0.97	0.5086
✓ 53-7062	Laborers & Freight, Stock, & Material Movers, Hand	44	\$14.16	340	\$15.99	-\$1.84	\$0.89	0.022
53-7064	Packers & Packagers, Hand	29	\$10.43	28	\$11.91	-\$1.47	\$0.88	0.0977

✓ = Occupation in which men's wages were statistically significantly higher than women's wages.

● = Occupation in which women's wages were statistically significantly higher than men's wages.

^aStandard Occupational Classification System.

^bWilcoxon ranked sum test results. A p-value that is less than or equal to 0.05 indicates a statistically significant gender wage gap between men and women.

Source: Custom extract of Research & Planning databases.

Prepared by L. Knapp, Research & Planning, WY DWS, 7/17/18.

Appendix Table 5: Logistic Regression Output

The SAS System

The LOGISTIC Procedure

Model Information		
Data Set	WORK.WITH_HOURS	
Response Variable	sex	sex
Number of Response Levels	2	
Model	binary logit	
Optimization Technique	Fisher's scoring	

Number of Observations Read	103836
Number of Observations Used	103836

Response Profile		
Ordered Value	sex	Total Frequency
1	1	51187
2	0	52649

Probability modeled is sex=1.

Class Level Information														
Class	Value	Design Variables												
pindustry_14q	11 - Agriculture, Forestry, Fishing, & Hunting	1	0	0	0	0	0	0	0	0	0	0	0	0
	21 - Mining	0	1	0	0	0	0	0	0	0	0	0	0	0
	23 - Construction	0	0	1	0	0	0	0	0	0	0	0	0	0
	31,32 &,33 - Manufacturing	0	0	0	1	0	0	0	0	0	0	0	0	0
	42,48,49 &,22 - Wholesale Trade, Transportation, Utilities, & Warehousing	0	0	0	0	1	0	0	0	0	0	0	0	0
	44 & 45 - Retail Trade	0	0	0	0	0	0	0	0	0	0	0	0	0
	51 - Information	0	0	0	0	0	1	0	0	0	0	0	0	0
	52 & 53 - Financial Activities	0	0	0	0	0	0	1	0	0	0	0	0	0
	54, 55, & 56 - Professional & Business Services	0	0	0	0	0	0	0	1	0	0	0	0	0
	61 - Educational Services	0	0	0	0	0	0	0	0	1	0	0	0	0
	62 - Health Services	0	0	0	0	0	0	0	0	0	1	0	0	0

(Table continued on page 2)

(Table continued from page 1)

Appendix Table 5: Logistic Regression Output

Class Level Information														
Class	Value	Design Variables												
	71 & 72 - Leisure & Hospitality	0	0	0	0	0	0	0	0	0	0	1	0	0
	81 - Other Services	0	0	0	0	0	0	0	0	0	0	0	1	0
	92 - Public Administration	0	0	0	0	0	0	0	0	0	0	0	0	1

Model Convergence Status
Convergence criterion (GCONV=1E-8) satisfied.

Model Fit Statistics		
Criterion	Intercept Only	Intercept and Covariates
AIC	143928.68	114504.74
SC	143938.23	114667.10
-2 Log L	143926.68	114470.74

Testing Global Null Hypothesis: BETA=0			
Test	Chi-Square	DF	Pr > ChiSq
Likelihood Ratio	29455.9392	16	<.0001
Score	26433.3262	16	<.0001
Wald	20777.7267	16	<.0001

Type 3 Analysis of Effects			
Effect	DF	Wald Chi-Square	Pr > ChiSq
pindustry_l4q	13	14665.0660	<.0001
ne_total	1	272.1331	<.0001
qw_pre	1	11.3390	0.0008
cont_percent_ft_toda	1	3955.5877	<.0001

Analysis of Maximum Likelihood Estimates							
Parameter		DF	Estimate	Standard Error	Wald Chi-Square	Pr > ChiSq	Exp(Est)
Intercept		1	1.7988	0.0501	1286.7486	<.0001	6.042

(Table continued on page 3)

(Table continued from page 2)

Appendix Table 5: Logistic Regression Output

Analysis of Maximum Likelihood Estimates							
Parameter		DF	Estimate	Standard Error	Wald Chi-Square	Pr > ChiSq	Exp(Est)
pindustry_l4q	11 - Agriculture, Forestry, Fishing, & Hunting	1	-1.0136	0.0998	103.1249	<.0001	0.363
pindustry_l4q	21 - Mining	1	-1.6741	0.0408	1680.4869	<.0001	0.187
pindustry_l4q	23 - Construction	1	-1.8916	0.0418	2046.9142	<.0001	0.151
pindustry_l4q	31,32 &,33 - Manufacturing	1	-1.2683	0.0451	791.4337	<.0001	0.281
pindustry_l4q	42,48,49 &,22 - Wholesale Trade, Transportation, Utilities, & Warehousing	1	-1.2424	0.0341	1329.0962	<.0001	0.289
pindustry_l4q	51 - Information	1	-0.0854	0.0541	2.4911	0.1145	0.918
pindustry_l4q	52 & 53 - Financial Activities	1	0.7727	0.0369	438.2072	<.0001	2.166
pindustry_l4q	54, 55, & 56 - Professional & Business Services	1	-0.1558	0.0345	20.3721	<.0001	0.856
pindustry_l4q	61 - Educational Services	1	0.6226	0.0288	467.4543	<.0001	1.864
pindustry_l4q	62 - Health Services	1	1.4887	0.0324	2113.2180	<.0001	4.431
pindustry_l4q	71 & 72 - Leisure & Hospitality	1	0.0513	0.0327	2.4608	0.1167	1.053
pindustry_l4q	81 - Other Services	1	-0.2823	0.0473	35.6464	<.0001	0.754
pindustry_l4q	92 - Public Administration	1	-0.0290	0.0294	0.9784	0.3226	0.971
ne_total		1	0.0210	0.00128	272.1331	<.0001	1.021
qw_prc		1	0.1402	0.0416	11.3390	0.0008	1.151
cont_percent_ft_toda		1	-0.0225	0.000357	3955.5877	<.0001	0.978

Odds Ratio Estimates			
Effect	Point Estimate	95% Wald Confidence Limits	
pindustry_l4q 11 - Agriculture, Forestry, Fishing, & Hunting vs 44 & 45 - Retail Trade	0.363	0.298	0.441

(Table continued on page 4)

(Table continued from page 3)

Appendix Table 5: Logistic Regression Output

Odds Ratio Estimates			
Effect	Point Estimate	95% Wald Confidence Limits	
pindustry_14q 21 - Mining vs 44 & 45 - Retail Trade	0.187	0.173	0.203
pindustry_14q 23 - Construction vs 44 & 45 - Retail Trade	0.151	0.139	0.164
pindustry_14q 31,32 & ,33 - Manufacturing vs 44 & 45 - Retail Trade	0.281	0.258	0.307
pindustry_14q 42,48,49 & ,22 - Wholesale Trade, Transportation, Utilities, & Warehousing vs 44 & 45 - Retail Trade	0.289	0.270	0.309
pindustry_14q 51 - Information vs 44 & 45 - Retail Trade	0.918	0.826	1.021
pindustry_14q 52 & 53 - Financial Activities vs 44 & 45 - Retail Trade	2.166	2.014	2.328
pindustry_14q 54, 55, & 56 - Professional & Business Services vs 44 & 45 - Retail Trade	0.856	0.800	0.916
pindustry_14q 61 - Educational Services vs 44 & 45 - Retail Trade	1.864	1.761	1.972
pindustry_14q 62 - Health Services vs 44 & 45 - Retail Trade	4.431	4.159	4.722
pindustry_14q 71 & 72 - Leisure & Hospitality vs 44 & 45 - Retail Trade	1.053	0.987	1.122
pindustry_14q 81 - Other Services vs 44 & 45 - Retail Trade	0.754	0.687	0.827
pindustry_14q 92 - Public Administration vs 44 & 45 - Retail Trade	0.971	0.917	1.029
ne_total	1.021	1.019	1.024
qw_prc	1.151	1.060	1.248
cont_percent_ft_toda	0.978	0.977	0.978

Association of Predicted Probabilities and Observed Responses			
Percent Concordant	79.2	Somers' D	0.585
Percent Discordant	20.7	Gamma	0.585
Percent Tied	0.0	Tau-a	0.292
Pairs	2694944363	c	0.793

Classification Table									
Prob Level	Correct		Incorrect		Percentages				
	Event	Non-Event	Event	Non-Event	Correct	Sensitivity	Specificity	False POS	False NEG
0.500	36667	37762	14887	14520	71.7	71.6	71.7	28.9	27.8

Appendix Table 6.1: Mean Values Among Males, Females and the Difference Between Genders

Dependent or explanatory variable (1)	Mean value of variable		
	Among Males (Xm) (2)	Among Females (Xf) (3)	Difference between genders (Xm-Xf) (4)
Logarithm of annual wage	10.538	10.256	0.282
Intercept			
Age	34.918	35.646	-0.727
Age Squared	1375.15	1432.92	-57.770
Unknown Marital Status	0.4722692	0.3908299	0.081
Single	0.170205	0.2018801	-0.032
Married	0.2679057	0.2910604	-0.023
Divorced	0.0896202	0.1161216	-0.027
Unknown Children	0.4722692	0.3908299	0.081
No Child	0.1652097	0.1860323	-0.021
One Child	0.1880555	0.2067425	-0.019
Two Children	0.1244399	0.1563175	-0.032
Three or more	0.0500257	0.0600778	-0.010
Birthyear	0.0555352	0.0455986	0.010
Total hours worked in a year	1763.170	1619.730	143.440
Total hours worked squared	3422210.620	2905848.130	516362.490
Wyoming Experience	44.445	45.881	-1.436
Wyoming Experience Squared	2754.250	2896.990	-142.740
Multiple Jobs	0.318	0.348	-0.030
Working Full-time (1,0 indicator variable)	0.654	0.558	0.096
Workforce turnover	34.938	33.378	1.560
Small Business	0.411	0.294	0.116
Medium Business	0.387	0.421	-0.034
Large Business	0.198	0.281	-0.083
Private Sector	0.777	0.584	0.193
Public Sector	0.223	0.416	-0.193
Education at Less Than High School Level	0.032	0.018	0.014
Education completed with high school degree or equivalent (GED)	0.067	0.041	0.026
Education completed with some college but without degree	0.649	0.543	0.105
Education completed with certificate	0.024	0.015	0.009
Education completed with associate degree	0.067	0.118	-0.051
Education completed with bachelor degree	0.114	0.212	-0.097
Education completed with Masters degree	0.014	0.025	-0.011
Education completed with Doctorate degree	0.032	0.027	0.005
STEM Field	0.021	0.011	0.010
Cip01-Agriculture, Agriculture Operations and Related Sciences	0.007	0.007	0.000
Cip03-Natural Resources and Conservation	0.000	0.000	0.000

Appendix Table 6.1: Mean Values Among Males, Females and the Difference Between Genders

Dependent or explanatory variable (1)	Mean value of variable		
	Among Males (Xm) (2)	Among Females (Xf) (3)	Difference between genders (Xm-Xf) (4)
Cip05 -Area, Ethnic, Cultural, Gender and Group Studies	0.000	0.000	0.000
Cip09-Communication, Journalism and Related Programs	0.004	0.006	-0.002
Cip10-Communications Technologies and Support Services	0.000	0.000	0.000
Cip11-Computer and Information Sciences and Support Services	0.004	0.001	0.003
Cip12-Personal and Culinary Services	0.001	0.001	0.000
Cip13-Education	0.020	0.058	-0.038
Cip14-Engineering	0.013	0.002	0.011
Cip15-Engineering Technologies and Engineering Related Fields	0.007	0.001	0.006
Cip16-Foreign Languages, Literatures and Linguistics	0.001	0.001	0.000
Cip19-Family and Consumer Sciences/Human Sciences	0.000	0.004	-0.004
Cip22-Legal Professions and Studies	0.004	0.005	-0.002
Cip23-English Language and Literature/Letters	0.001	0.003	-0.002
Cip24-Liberal Arts and Sciences, General Studies, and Humanities	0.040	0.098	-0.059
Cip26-Biological and Biomedical Sciences	0.006	0.006	0.000
Cip27-Mathematics and Statistics	0.001	0.001	0.001
Cip30-Multi/Interdisciplinary Studies	0.003	0.005	-0.003
Cip31-Parks, Recreation, Leisure and Fitness Studies	0.003	0.003	0.000
Cip38-Philosophy and Religious Studies	0.000	0.000	0.000
Cip40-Physical Sciences	0.003	0.001	0.002
Cip41-Science Technologies/Technicians	0.001	0.000	0.001
Cip42-Psychology	0.003	0.011	-0.008
Cip43-Homeland Security, Law Enforcement, Firefighting and Related Ser	0.010	0.009	0.001
Cip44-Public Administration and Social Service Professions	0.002	0.009	-0.007
Cip45-Social Sciences	0.006	0.009	-0.003
Cip46-Construction Trades	0.002	0.000	0.002
Cip47-Mechanic and Repair Technologies/Technicians	0.021	0.001	0.020
Cip48-Precision Production	0.011	0.001	0.010
Cip50-Visual and Performing Arts	0.004	0.007	-0.004
Cip51-Health Professions and Related Programs	0.010	0.066	-0.056
Cip52-Business,Management, Marketing and Related Support Services	0.020	0.026	-0.006
Cip53-High School/Secondary Diplomas and Certificates	0.716	0.585	0.131
Cip54-History	0.002	0.002	0.000
Cip98-Less than High School	0.032	0.018	0.014
Cip99-Unknown Program	0.041	0.050	-0.008
Dom 11-Agriculture	0.007	0.003	0.004
Dom 21-Mining	0.131	0.014	0.117
Dom 23-Construction	0.128	0.013	0.114
Dom 31_32_33-Manufacturing	0.061	0.012	0.050

Appendix Table 6.1: Mean Values Among Males, Females and the Difference Between Genders

Dependent or explanatory variable (1)	Mean value of variable		
	Among Males (Xm) (2)	Among Females (Xf) (3)	Difference between genders (Xm-Xf) (4)
Dom 42_48_49_22	0.113	0.026	0.087
Dom 44_45-Retail Trade	0.087	0.087	0.000
Dom 51-Information	0.012	0.011	0.001
Dom 52_53-Finance and Insurance	0.026	0.052	-0.026
Dom 54_55_56-Professional and Business Services	0.063	0.051	0.013
Dom 61-Education	0.109	0.274	-0.165
Dom 62-Health Care	0.056	0.245	-0.189
Dom 71_72-Leisure and Hospitality	0.086	0.112	-0.026
Dom 81-Other Services	0.026	0.017	0.009
Dom 92-Public Administration	0.095	0.083	0.012
Industry Experience (Quarters)	27.00	29.10	-2.102
Industry Experience Squared	1334.98	1511.30	-176.32
Soc 11-Management Occupations	0.009	0.006	0.002
Soc 13-Business and Financial Operations Occupations	0.005	0.016	-0.010
Soc 15-Computer and Mathematical Occupations	0.006	0.003	0.003
Soc 17-Architecture and Engineering Occupations	0.006	0.002	0.004
Soc 19-Life, Physical, and Social Science Occupations	0.006	0.005	0.001
Soc 21-Community and Social Service Occupations	0.006	0.023	-0.017
Soc 23-Legal Occupations	0.004	0.004	0.000
Soc 25-Education, Training and Library Occupations	0.068	0.197	-0.129
Soc 27-Arts, Design, Entertainment, Sports and Media Occupations	0.004	0.003	0.001
Soc 29-Healthcare Practitioners and Technical Occupations	0.031	0.099	-0.067
Soc 31-Healthcare Support Occupations	0.010	0.077	-0.067
Soc 33-Protective Service Occupations	0.017	0.010	0.007
Soc 35-Food Preparation and Serving Related Occupations	0.004	0.010	-0.006
Soc 37-Building and Grounds Cleaning and Maintenance Occupations	0.008	0.007	0.002
Soc 39-Personal Care and Service Occupations	0.002	0.004	-0.003
Soc 41-Sales and Related Occupations	0.004	0.006	-0.001
Soc 43-Office and Administrative Support Occupations	0.006	0.039	-0.033
Soc 45-Farming, Fishing and Forestry Occupations	0.001	0.000	0.001
Soc 47-Construction and Extraction Occupations	0.019	0.001	0.018
Soc 49-Installation, Maintenance, and Repair Occupations	0.015	0.001	0.014
Soc 51-Production Occupations	0.008	0.002	0.006
Soc 53-Transportation and Material Moving Occupations	0.017	0.007	0.010
Soc 99-Unknown Occupation	0.741	0.479	0.263
Occupational Experience (Quarters)	25.16	22.09	3.07
Occupational Experience Squared	824.89	672.08	152.81
Albany	0.077	0.077	0.001

Appendix Table 6.1: Mean Values Among Males, Females and the Difference Between Genders

Dependent or explanatory variable (1)	Mean value of variable		
	Among Males (Xm) (2)	Among Females (Xf) (3)	Difference between genders (Xm-Xf) (4)
Big Horn	0.013	0.017	-0.004
Campbell	0.144	0.101	0.042
Carbon	0.019	0.020	-0.001
Converse	0.020	0.020	0.000
Crook	0.008	0.008	0.000
Fremont	0.051	0.067	-0.016
Goshen	0.017	0.019	-0.002
Hot Springs	0.004	0.008	-0.003
Johnson	0.011	0.011	0.000
Laramie	0.127	0.156	-0.030
Lincoln	0.019	0.019	0.000
Natrona	0.149	0.187	-0.038
Niobrara	0.002	0.005	-0.003
Park	0.036	0.047	-0.011
Platte	0.011	0.012	-0.001
Sheridan	0.049	0.046	0.003
Sublette	0.014	0.007	0.007
Sweetwater	0.147	0.079	0.068
Teton	0.023	0.031	-0.008
Uinta	0.034	0.038	-0.004
Washakie	0.008	0.012	-0.004
Weston	0.009	0.009	0.000

Appendix Table 6.2: Regression Results for Males, Females and the Difference Between Gender

Dependent or explanatory variable (1)	Regression Coefficient for variable						Difference between genders (Bm-Bf) (7)
	Among Males (Bm) (5)	Statistical Significance for Males	P-Value	Among Females (Bf) (6)	Statistical Significance for Females	P-Value	
Intercept	7.447	***	<.0001	7.499	***	<.0001	-0.052
Age	0.043	***	<.0001	0.033	***	<.0001	0.010
Age Squared	0.000	***	<.0001	0.000	***	<.0001	0.000
Unknown Marital Status	-0.036	***	<.0001	-0.008		0.2205	-0.028
Single	-	-	-	-	-	-	-
Married	0.005		0.493	0.006		0.3258	-0.001
Divorced	-0.039	***	<.0001	-0.001		0.8623	-0.038
Unknown Children	-	-	-	-	-	-	-
No Child	-	-	-	-	-	-	-
One Child	0.027	***	0.0002	-0.031	***	<.0001	0.058
Two Children	0.033	***	<.0001	-0.034	***	<.0001	0.068
Three or more	0.044	***	<.0001	-0.069	***	<.0001	0.113
Birthyear	0.020	**	0.0404	0.036	***	<.0001	-0.016
Total hours worked in a year	0.002	***	<.0001	0.002	***	<.0001	0.000
Total hours worked squared	0.000	***	<.0001	0.000	***	<.0001	0.000
Wyoming Experience	-0.002	***	<.0001	-0.003	***	<.0001	0.001
Wyoming Experience Squared	0.000	**	0.0382	0.000	***	0.0006	0.000
Multiple Jobs	-0.084	***	<.0001	-0.063	***	<.0001	-0.021
Working Full-time (1,0 indicator variable)	-0.010		0.2494	-0.011		0.1348	0.001
Workforce turnover	-0.003	***	<.0001	-0.002	***	<.0001	-0.001
Small Business	-0.107	***	<.0001	-0.084	***	<.0001	-0.023
Medium Business	-0.049	***	<.0001	-0.045	***	<.0001	-0.004
Large Business	-	-	-	-	-	-	-
Private Sector	-	-	-	-	-	-	-
Public Sector	-0.022		0.1557	-0.009		0.3185	-0.013
Education at Less Than High School Level	-0.008		0.5525	0.004		0.8019	-0.012
Education completed with high school degree or equivalent (GED)	-	-	-	-	-	-	-
Education completed with some college but without degree	0.045	***	<.0001	0.062	***	<.0001	-0.016
Education completed with certificate	0.045	*	0.0913	0.178	***	<.0001	-0.133
Education completed with associate degree	0.120	***	<.0001	0.184	***	<.0001	-0.064
Education completed with bachelor degree	0.271	***	<.0001	0.439	***	<.0001	-0.168
Education completed with Masters degree	0.365	***	<.0001	0.494	***	<.0001	-0.128
Education completed with Doctorate degree	0.687	***	<.0001	0.756	***	<.0001	-0.069
STEM Field	0.029		0.3745	-0.011		0.6872	0.040
Cip01-Agriculture, Agriculture Operations and Related Sciences	-0.128	***	0.0005	-0.143	***	<.0001	0.014
Cip03-Natural Resources and Conservation	-0.048		0.6598	-0.113		0.3053	0.065
Cip05 -Area, Ethnic, Cultural, Gender and Group Studies	-0.525	***	<.0001	-0.065		0.4645	-0.460
Cip09-Communication, Journalism and Related Programs	-0.161	***	<.0001	-0.220	***	<.0001	0.058
Cip10-Communications Technologies and Support Services	-0.308		0.1918	-0.149		0.3948	-0.159
Cip11-Computer and Information Sciences and Support Services	-0.058		0.2243	-0.002		0.9758	-0.056
Cip12-Personal and Culinary Services	0.031		0.649	-0.148	***	0.0043	0.179
Cip13-Education	-0.056	***	0.0058	-0.046	***	0.0003	-0.010
Cip14-Engineering	0.056	**	0.031	0.017		0.6777	0.040
Cip15-Engineering Technologies and Engineering Related Fields	-0.059		0.1826	-0.011		0.8561	-0.048
Cip16-Foreign Languages, Literatures and Linguistics	-0.338	***	<.0001	-0.156	***	0.0057	-0.182
Cip19-Family and Consumer Sciences/Human Sciences	-0.234	*	0.0656	-0.202	***	<.0001	-0.032
Cip22-Legal Professions and Studies	-0.127	***	0.0011	-0.080	***	0.004	-0.047
Cip23-English Language and Literature/Letters	-0.264	***	<.0001	-0.250	***	<.0001	-0.014
Cip24-Liberal Arts and Sciences, General Studies, and Humanities	-0.032	*	0.0577	-0.012		0.2978	-0.020
Cip26-Biological and Biomedical Sciences	-0.167	***	<.0001	-0.196	***	<.0001	0.029
Cip27-Mathematics and Statistics	-0.060		0.2946	-0.224	***	0.0015	0.165
Cip30-Multi/Interdisciplinary Studies	-0.127	***	0.0082	-0.124	***	0.0003	-0.002

Appendix Table 6.2: Regression Results for Males, Females and the Difference Between Gender

Dependent or explanatory variable (1)	Regression Coefficient for variable						Difference between genders (Bm-Bf) (7)
	Among Males (Bm) (5)	Statistical Significance for Males	P-Value	Among Females (Bf) (6)	Statistical Significance for Females	P-Value	
Cip31-Parks, Recreation, Leisure and Fitness Studies	-0.132	***	0.0008	-0.122	***	0.0009	-0.010
Cip38-Philosophy and Religious Studies	-0.285	**	0.0114	-0.338	**	0.028	0.053
Cip40-Physical Sciences	-0.104	***	0.0075	-0.156	***	0.0022	0.053
Cip41-Science Technologies/Technicians	0.058		0.4505	-0.021		0.864	0.079
Cip42-Psychology	-0.286	***	<.0001	-0.289	***	<.0001	0.002
Cip43-Homeland Security, Law Enforcement, Firefighting and Related Ser	-0.063	**	0.0202	-0.227	***	<.0001	0.164
Cip44-Public Administration and Social Service Professions	-0.324	***	<.0001	-0.237	***	<.0001	-0.087
Cip45-Social Sciences	-0.200	***	<.0001	-0.232	***	<.0001	0.032
Cip46-Construction Trades	-0.062		0.2206	-0.016		0.9258	-0.046
Cip47-Mechanic and Repair Technologies/Technicians	0.036		0.1584	0.058		0.291	-0.022
Cip48-Precision Production	-0.026		0.3457	-0.076		0.2633	0.049
Cip50-Visual and Performing Arts	-0.205	***	<.0001	-0.185	***	<.0001	-0.020
Cip51-Health Professions and Related Programs	-0.076	***	0.0049	-0.057	***	<.0001	-0.019
Cip52-Business,Management, Marketing and Related Support Services	-0.058	**	0.0135	-0.100	***	<.0001	0.042
Cip53-High School/Secondary Diplomas and Certificates	-	-	-	-	-	-	-
Cip54-History	-0.216	***	<.0001	-0.359	***	<.0001	0.143
Cip98-Less than High School	-	-	-	-	-	-	-
Cip99-Unknown Program	-	-	-	-	-	-	-
Dom 11-Agriculture	0.183	***	<.0001	0.145	***	<.0001	0.038
Dom 21-Mining	0.559	***	<.0001	0.642	***	<.0001	-0.083
Dom 23-Construction	0.372	***	<.0001	0.376	***	<.0001	-0.004
Dom 31_32_33-Manufacturing	0.505	***	<.0001	0.423	***	<.0001	0.082
Dom 42_48_49_22	0.472	***	<.0001	0.366	***	<.0001	0.106
Dom 44_45-Retail Trade	-	-	-	-	-	-	-
Dom 51-Information	0.191	***	<.0001	0.227	***	<.0001	-0.036
Dom 52_53-Finance and Insurance	0.315	***	<.0001	0.237	***	<.0001	0.077
Dom 54_55_56-Professional and Business Services	0.317	***	<.0001	0.288	***	<.0001	0.028
Dom 61-Education	0.180	***	<.0001	0.238	***	<.0001	-0.058
Dom 62-Health Care	0.146	***	<.0001	0.155	***	<.0001	-0.009
Dom 71_72-Leisure and Hospitality	-0.073	***	<.0001	0.031	***	0.0002	-0.104
Dom 81-Other Services	0.308	***	<.0001	0.181	***	<.0001	0.127
Dom 92-Public Administration	0.223	***	<.0001	0.261	***	<.0001	-0.037
Industry Experience	0.007	***	<.0001	0.007	***	<.0001	0.000
Industry Experience Squared	0.000	***	<.0001	0.000	***	<.0001	0.000
Soc 11-Management Occupations	0.467	***	<.0001	0.531	***	<.0001	-0.064
Soc 13-Business and Financial Operations Occupations	0.172	***	<.0001	0.318	***	<.0001	-0.145
Soc 15-Computer and Mathematical Occupations	0.184	***	<.0001	0.199	***	<.0001	-0.015
Soc 17-Architecture and Engineering Occupations	0.080	*	0.0501	0.131	***	0.0075	-0.051
Soc 19-Life, Physical, and Social Science Occupations	0.098	**	0.0171	0.123	***	0.0007	-0.025
Soc 21-Community and Social Service Occupations	0.111	***	0.006	0.237	***	<.0001	-0.125
Soc 23-Legal Occupations	-0.089	*	0.0608	0.116	***	0.0026	-0.206
Soc 25-Education, Training and Library Occupations	0.142	***	<.0001	0.090	***	0.0005	0.052
Soc 27-Arts, Design, Entertainment, Sports and Media Occupations	0.160	***	0.0005	0.153	***	0.0002	0.007
Soc 29-Healthcare Practitioners and Technical Occupations	0.421	***	<.0001	0.405	***	<.0001	0.015
Soc 31-Healthcare Support Occupations	-0.087	**	0.0187	-0.025		0.3213	-0.062
Soc 33-Protective Service Occupations	0.094	***	0.0072	0.039		0.2008	0.055
Soc 35-Food Preparation and Serving Related Occupations	-0.066		0.1401	-0.071	**	0.0197	0.005
Soc 37-Building and Grounds Cleaning and Maintenance Occupations	-0.068	*	0.0721	-0.047		0.156	-0.022
Soc 39-Personal Care and Service Occupations	0.080		0.154	-0.020		0.5908	0.099
Soc 41-Sales and Related Occupations	-	-	-	-	-	-	-
Soc 43-Office and Administrative Support Occupations	-0.046		0.2463	-0.016		0.5343	-0.030
Soc 45-Farming, Fishing and Forestry Occupations	0.045		0.4638	-0.002		0.9847	0.047

Appendix Table 6.2: Regression Results for Males, Females and the Difference Between Gender

Dependent or explanatory variable (1)	Regression Coefficient for variable						Difference between genders (Bm-Bf) (7)
	Among Males (Bm) (5)	Statistical Significance for Males	P-Value	Among Females (Bf) (6)	Statistical Significance for Females	P-Value	
Soc 47-Construction and Extraction Occupations	0.006		0.8673	0.156	**	0.0497	-0.151
Soc 49-Installation, Maintenance, and Repair Occupations	0.042		0.2223	-0.015		0.7816	0.058
Soc 51-Production Occupations	0.046		0.2293	0.001		0.9776	0.045
Soc 53-Transportation and Material Moving Occupations	-0.054		0.1193	-0.004		0.9031	-0.050
Soc 99-Unknown Occupation	0.011		0.7177	-0.007		0.7687	0.018
Occupational Experience	0.000		0.718	0.001	*	0.0909	-0.001
Occupational Experience Squared	0.000		0.1153	0.000		0.4775	0.000
Albany	-0.096	***	<.0001	-0.102	***	<.0001	0.006
Big Horn	-0.011		0.5638	-0.044	***	0.0034	0.033
Campbell	0.095	***	<.0001	-0.010		0.2045	0.104
Carbon	0.142	***	<.0001	0.064	***	<.0001	0.078
Converse	0.025		0.1042	-0.087	***	<.0001	0.113
Crook	0.019		0.4106	-0.124	***	<.0001	0.143
Fremont	-0.030	***	0.0047	-0.043	***	<.0001	0.013
Goshen	-0.064	***	0.0002	-0.048	***	0.0008	-0.016
Hot Springs	0.031		0.322	-0.023		0.2855	0.054
Johnson	0.087	***	<.0001	0.001		0.9711	0.086
Laramie	-	-	-	-	-	-	-
Lincoln	0.107	***	<.0001	-0.015		0.2864	0.122
Natrona	0.068	***	<.0001	0.107	***	<.0001	-0.039
Niobrara	0.003		0.9542	-0.005		0.842	0.008
Park	0.008		0.5147	-0.004		0.7195	0.011
Platte	0.118	***	<.0001	0.028		0.1104	0.090
Sheridan	-0.034	***	0.0014	-0.003		0.7956	-0.032
Sublette	0.222	***	<.0001	0.062	***	0.0042	0.160
Sweetwater	0.122	***	<.0001	0.021	**	0.0115	0.101
Teton	0.217	***	<.0001	0.260	***	<.0001	-0.043
Uinta	-0.041	***	0.001	-0.101	***	<.0001	0.060
Washakie	-0.021		0.3597	-0.031	*	0.0789	0.010
Weston	0.038	*	0.0793	-0.060	***	0.0029	0.098
R-Squared	0.8145			0.8172			
Adjusted R-Squared	0.8137			0.8164			
F-Statistic	983.86	***	<.0001	1021.34	***	<.0001	
Degrees of Freedom\Number of Observations	121, 27226			121, 27764			

* = 90% Significance ** = 95% Significance *** = 99% Significance

Appendix Table 6.3: Decomposition Results Based on Male and Female Regressions

Dependent or explanatory variable (1)	Portion of wage gap accounted for statistically by			
	Difference in mean value of variable, based on value of coefficient for males ($B_m*(X_m - X_f)$) (8)	Difference in coefficient value between genders, based on mean value of variable among females ($X_f*(B_m - B_f)$) (9)	Difference in mean value of variable, based on value of coefficient for females ($B_f*(X_m - X_f)$) (10)	Difference in coefficient value between genders, based on mean value of variable among males ($X_m*(B_m - B_f)$) (11)
Logarithm of annual wage				
Intercept		-0.052		-0.052
Age	-0.031	0.346	-0.024	0.339
Age Squared	0.026	-0.114	0.021	-0.109
UNMS	-0.003	-0.011	-0.001	-0.013
Single	-	-	-	-
Married	0.000	0.000	0.000	0.000
Divorced	0.001	-0.004	0.000	-0.003
UNC	-	-	-	-
No Child	-	-	-	-
One Child	-0.001	0.012	0.001	0.011
Two Children	-0.001	0.011	0.001	0.008
Three or more	0.000	0.007	0.001	0.006
Birthyear	0.000	-0.001	0.000	-0.001
Total hours worked in a year	0.224	-0.032	0.227	-0.035
Total hours worked squared	-0.134	0.069	-0.146	0.081
Wyoming Experience	0.003	0.027	0.004	0.026
Wyoming Experience Squared	-0.001	-0.011	-0.002	-0.011
Multiple Jobs	0.003	-0.007	0.002	-0.007
Working Full-time (1,0 indicator variable)	-0.001	0.001	-0.001	0.001
Workforce turnover	-0.004	-0.022	-0.003	-0.023
Small Business	-0.012	-0.007	-0.010	-0.009
Medium Business	0.002	-0.002	0.002	-0.001
Large Business	-	-	-	-
Private Sector	-	-	-	-
Public Sector	0.004	-0.005	0.002	-0.003
Education at Less Than High School Level	0.000	0.000	0.000	0.000
Education completed with high school degree or equivalent (GED)	-	-	-	-
Education completed with some college but without degree	0.005	-0.009	0.006	-0.011
Education completed with certificate	0.000	-0.002	0.002	-0.003
Education completed with associate degree	-0.006	-0.008	-0.009	-0.004
Education completed with bachelor degree	-0.026	-0.036	-0.043	-0.019
Education completed with Masters degree	-0.004	-0.003	-0.005	-0.002
Education completed with Doctorate degree	0.003	-0.002	0.004	-0.002
STEM Field	0.000	0.000	0.000	0.001
Cip01-Agriculture, Agriculture Operations and Related Sciences	0.000	0.000	0.000	0.000
Cip03-Natural Resources and Conservation	0.000	0.000	0.000	0.000
Cip05 -Area, Ethnic, Cultural, Gender and Group Studies	0.000	0.000	0.000	0.000
Cip09-Communication, Journalism and Related Programs	0.000	0.000	0.000	0.000
Cip10-Communications Technologies and Support Services	0.000	0.000	0.000	0.000
Cip11-Computer and Information Sciences and Support Services	0.000	0.000	0.000	0.000
Cip12-Personal and Culinary Services	0.000	0.000	0.000	0.000
Cip13-Education	0.002	-0.001	0.002	0.000
Cip14-Engineering	0.001	0.000	0.000	0.001
Cip15-Engineering Technologies and Engineering Related Fields	0.000	0.000	0.000	0.000
Cip16-Foreign Languages, Literatures and Linguistics	0.000	0.000	0.000	0.000
Cip19-Family and Consumer Sciences/Human Sciences	0.001	0.000	0.001	0.000
Cip22-Legal Professions and Studies	0.000	0.000	0.000	0.000
Cip23-English Language and Literature/Letters	0.001	0.000	0.000	0.000
Cip24-Liberal Arts and Sciences, General Studies, and Humanities	0.002	-0.002	0.001	-0.001
Cip26-Biological and Biomedical Sciences	0.000	0.000	0.000	0.000
Cip27-Mathematics and Statistics	0.000	0.000	0.000	0.000
Cip30-Multi/Interdisciplinary Studies	0.000	0.000	0.000	0.000
Cip31-Parks, Recreation, Leisure and Fitness Studies	0.000	0.000	0.000	0.000
Cip38-Philosophy and Religious Studies	0.000	0.000	0.000	0.000
Cip40-Physical Sciences	0.000	0.000	0.000	0.000
Cip41-Science Technologies/Technicians	0.000	0.000	0.000	0.000
Cip42-Psychology	0.002	0.000	0.002	0.000

Appendix Table 6.3: Decomposition Results Based on Male and Female Regressions

Dependent or explanatory variable (1)	Portion of wage gap accounted for statistically by			
	Difference in mean value of variable, based on value of coefficient for males ($B_m*(X_m - X_f)$) (8)	Difference in coefficient value between genders, based on mean value of variable among females ($X_f*(B_m - B_f)$) (9)	Difference in mean value of variable, based on value of coefficient for females ($B_f*(X_m - X_f)$) (10)	Difference in coefficient value between genders, based on mean value of variable among males ($X_m*(B_m - B_f)$) (11)
Cip43-Homeland Security, Law Enforcement, Firefighting and Related Services	0.000	0.001	0.000	0.002
Cip44-Public Administration and Social Service Professions	0.002	-0.001	0.002	0.000
Cip45-Social Sciences	0.001	0.000	0.001	0.000
Cip46-Construction Trades	0.000	0.000	0.000	0.000
Cip47-Mechanic and Repair Technologies/Technicians	0.001	0.000	0.001	0.000
Cip48-Precision Production	0.000	0.000	-0.001	0.001
Cip50-Visual and Performing Arts	0.001	0.000	0.001	0.000
Cip51-Health Professions and Related Programs	0.004	-0.001	0.003	0.000
Cip52-Business, Management, Marketing and Related Support Services	0.000	0.001	0.001	0.001
Cip53-High School/Secondary Diplomas and Certificates	-	-	-	-
Cip54-History	0.000	0.000	0.000	0.000
Cip98-Less than High School	-	-	-	-
Cip99-Unknown Program	-	-	-	-
Dom 11-Agriculture	0.001	0.000	0.001	0.000
Dom 21-Mining	0.065	-0.001	0.075	-0.011
Dom 23-Construction	0.043	0.000	0.043	-0.001
Dom 31_32_33-Manufacturing	0.025	0.001	0.021	0.005
Dom 42_48_49_22	0.041	0.003	0.032	0.012
Dom 44_45-Retail Trade	-	-	-	-
Dom 51-Information	0.000	0.000	0.000	0.000
Dom 52_53-Finance and Insurance	-0.008	0.004	-0.006	0.002
Dom 54_55_56-Professional and Business Services	0.004	0.001	0.004	0.002
Dom 61-Education	-0.030	-0.016	-0.039	-0.006
Dom 62-Health Care	-0.028	-0.002	-0.029	-0.001
Dom 71_72-Leisure and Hospitality	0.002	-0.012	-0.001	-0.009
Dom 81-Other Services	0.003	0.002	0.002	0.003
Dom 92-Public Administration	0.003	-0.003	0.003	-0.004
Industry Experience	-0.014	0.004	-0.014	0.004
Industry Experience Squared	0.005	-0.012	0.004	-0.011
Soc 11-Management Occupations	0.001	0.000	0.001	-0.001
Soc 13-Business and Financial Operations Occupations	-0.002	-0.002	-0.003	-0.001
Soc 15-Computer and Mathematical Occupations	0.001	0.000	0.001	0.000
Soc 17-Architecture and Engineering Occupations	0.000	0.000	0.001	0.000
Soc 19-Life, Physical, and Social Science Occupations	0.000	0.000	0.000	0.000
Soc 21-Community and Social Service Occupations	-0.002	-0.003	-0.004	-0.001
Soc 23-Legal Occupations	0.000	-0.001	0.000	-0.001
Soc 25-Education, Training and Library Occupations	-0.018	0.010	-0.012	0.004
Soc 27-Arts, Design, Entertainment, Sports and Media Occupations	0.000	0.000	0.000	0.000
Soc 29-Healthcare Practitioners and Technical Occupations	-0.028	0.002	-0.027	0.000
Soc 31-Healthcare Support Occupations	0.006	-0.005	0.002	-0.001
Soc 33-Protective Service Occupations	0.001	0.001	0.000	0.001
Soc 35-Food Preparation and Serving Related Occupations	0.000	0.000	0.000	0.000
Soc 37-Building and Grounds Cleaning and Maintenance Occupations	0.000	0.000	0.000	0.000
Soc 39-Personal Care and Service Occupations	0.000	0.000	0.000	0.000
Soc 41-Sales and Related Occupations	-	-	-	-
Soc 43-Office and Administrative Support Occupations	0.002	-0.001	0.001	0.000
Soc 45-Farming, Fishing and Forestry Occupations	0.000	0.000	0.000	0.000
Soc 47-Construction and Extraction Occupations	0.000	0.000	0.003	-0.003
Soc 49-Installation, Maintenance, and Repair Occupations	0.001	0.000	0.000	0.001
Soc 51-Production Occupations	0.000	0.000	0.000	0.000
Soc 53-Transportation and Material Moving Occupations	-0.001	0.000	0.000	-0.001
Soc 99-Unknown Occupation	0.003	0.009	-0.002	0.014
Occupational Experience	-0.001	-0.028	0.003	-0.032
Occupational Experience Squared	0.003	0.008	0.001	0.010
Albany	0.000	0.000	0.000	0.000
Big Horn	0.000	0.001	0.000	0.000
Campbell	0.004	0.011	0.000	0.015
Carbon	0.000	0.002	0.000	0.001
Converse	0.000	0.002	0.000	0.002

Appendix Table 6.3: Decomposition Results Based on Male and Female Regressions

Dependent or explanatory variable (1)	Portion of wage gap accounted for statistically by			
	Difference in mean value of variable, based on value of coefficient for males ($B_m \cdot (X_m - X_f)$) (8)	Difference in coefficient value between genders, based on mean value of variable among females ($X_f \cdot (B_m - B_f)$) (9)	Difference in mean value of variable, based on value of coefficient for females ($B_f \cdot (X_m - X_f)$) (10)	Difference in coefficient value between genders, based on mean value of variable among males ($X_m \cdot (B_m - B_f)$) (11)
Crook	0.000	0.001	0.000	0.001
Fremont	0.000	0.001	0.001	0.001
Goshen	0.000	0.000	0.000	0.000
Hot Springs	0.000	0.000	0.000	0.000
Johnson	0.000	0.001	0.000	0.001
Laramie	-	-	-	-
Lincoln	0.000	0.002	0.000	0.002
Natrona	-0.003	-0.007	-0.004	-0.006
Niobrara	0.000	0.000	0.000	0.000
Park	0.000	0.001	0.000	0.000
Platte	0.000	0.001	0.000	0.001
Sheridan	0.000	-0.001	0.000	-0.002
Sublette	0.002	0.001	0.000	0.002
Sweetwater	0.008	0.008	0.001	0.015
Teton	-0.002	-0.001	-0.002	-0.001
Uinta	0.000	0.002	0.000	0.002
Washakie	0.000	0.000	0.000	0.000
Weston	0.000	0.001	0.000	0.001
Portion of wage gap accounted for statistically by variables included in analysis (12)	0.149	0.124	0.096	0.178
Percentage of wage gap accounted for statistically by variables included in analysis (13)	52.9%	44.1%	33.9%	63.0%

Appendix Table 6.4: Simple Oaxaca Decomposition		
		1
		Male-Female
Overall Wage Gap:		0.282
Wage Gap Due To:	Characteristics	Coefficients
Age	-0.005	0.232
Marital Status	-0.002	-0.016
Children	-0.002	0.029
Hours	0.090	0.036
Wyoming Experience	0.002	0.015
Workforce Characteristics	-0.003	-0.029
Firm Size	-0.011	-0.008
Private/Public Sector	0.004	-0.005
Education	-0.028	-0.059
Classification of Instructional Prog	0.017	-0.002
Industry	0.121	-0.023
Industry Experience	-0.009	-0.008
Occupation	-0.036	0.009
Occupational Experience	0.002	-0.020
County	0.010	0.025
Intercept	-	-0.052
	Totals	0.149
		0.125

Workforce Characteristics is the summation of: Full-Time Status, Multiple Jobs, and Workforce Turnover

This page left intentionally blank.



**Research & Planning
Wyoming Department of
Workforce Services**

P.O. Box 2760
Casper, WY 82602
Phone: (307) 473-3807
Fax: (307) 473-3834