

Detecting the Standard Model Higgs Boson in the WW decay channel using forward proton tagging at the LHC

B. E. Cox^a, A. De Roeck^b, V.A. Khoze^c, T. Pierzchala^d, M.G. Ryskin^{c,e}, I. Nasteva^a, W. J. Stirling^c and M. Tasevsky^f

^a Department of Physics and Astronomy, University of Manchester, Manchester M139PL, UK

^b CERN, 1211, Geneva 23, Switzerland

^c Department of Physics and Institute for Particle Physics Phenomenology, University of Durham, DH1 3LE, UK

^d UCL-FYNU, Département de physique, Université catholique de Louvain, B-1348 Louvain-la-Neuve, Belgie

^e Petersburg Nuclear Physics Institute, Gatchina, St. Petersburg, 188300, Russia

^f University of Antwerp, Physics Department, 2610 Antwerp, Belgium

Abstract

We present a detailed study of the central exclusive production of the Standard Model Higgs Boson in the WW decay channel at the LHC. We include estimates of the experimental acceptance, including that of the proposed proton tagging detectors at 220m and 420m around either ATLAS and / or CMS, and the level 1 trigger acceptances. We give first estimates of the photon-photon and glue-gluon background processes in the semi-leptonic and fully-leptonic decay channels. We find that there will be a detectable signal for Higgs masses between 140 GeV and 200 GeV, and that the backgrounds should be controllable.

1 Introduction

The use of forward proton tagging as a means to discover new physics at the LHC has received a great deal of attention recently (see for example [1, 2, 3, 4, 5, 6, 7, 8, 9] and references therein). The process of interest is the so-called ‘central exclusive’ process, $pp \rightarrow p \oplus \phi \oplus p$, where \oplus denotes the absence of hadronic activity (‘gap’) between the outgoing protons and the decay products of the central system ϕ . There are two primary reasons, from which all other advantages follow, that central exclusive production is attractive. Firstly, if the outgoing protons remain intact and scatter through small angles, then, to a very good approximation, the central system ϕ is produced in the $J_z = 0$, C and P even state. An absolute determination of the quantum numbers of any resonance is possible by measurements of the correlations between outgoing proton momenta. Secondly, the mass of the central system can be determined very accurately from a measurement of the transverse and longitudinal momentum components of the outgoing protons alone. For the case of exclusive particle production, this means an accurate determination of the mass irrespective of the decay mode of the centrally produced particle.

There are several locations around the LHC interaction points at which it is possible to install forward proton tagging detectors. The 220m region will almost certainly be instrumented at both ATLAS and CMS at LHC startup [10, 11], and there are plans to install tagging detectors in the 420m region at some point in the future [22]. Recent studies suggest that the missing mass resolution will be $\sigma \sim 1\%$ for a 140 GeV central system, if both protons are detected at 420m from the interaction point [12]. For configurations in which one proton is detected at 220m, and one at 420m, the resolution deteriorates to approximately 6%. There is no acceptance for central systems with masses less than ~ 200 GeV with 220m detectors alone.

Previous analyses have focused primarily on light ($115 \text{ GeV} < M < 160 \text{ GeV}$) Standard Model Higgs production, with the Higgs decaying to 2 b-jets [2]. The potentially copious b-jet background is controlled by a combination of the $J_z = 0$ selection rule, which strongly suppresses central $b\bar{b}$ production at leading order [13], and the mass resolution from the tagging detectors. The missing mass resolution is critical to controlling the background because the remaining b-jet background is a continuum beneath the Higgs mass peak, and therefore poor resolution simply allows more background events into the mass window around the peak. Assuming a Gaussian mass resolution of width $\sigma = 1 \text{ GeV}$, it is estimated that 11 signal events, with a signal to background ratio of order 1, can be achieved with a luminosity of 30 fb^{-1} in the $b\bar{b}$ decay channel [2]. It is worth noting that in the large $\tan \beta$ region of MSSM parameter space, the situation becomes much more favourable, leading to predicted signal to background ratios in excess of 20 for the lightest Higgs mass of $\sim 130 \text{ GeV}$ [14]. The central exclusive channel may be the discovery channel in this case.

Whilst the $b\bar{b}$ channel is certainly attractive, since it allows direct access to the dominant decay mode of the light Higgs, there are two potential problems which render it challenging from an experimental perspective. Firstly, since the mass resolution of the proton taggers is used to suppress the background, any degradation in the expected resolution will adversely affect the signal to background ratio. Secondly, level 1 triggering of $H \rightarrow b\bar{b}$ events is difficult. The 420m detectors are at or beyond the distance at which signals arrive at the central detectors in time for a level 1 trigger decision. Triggering on the central system may therefore be necessary, but the low-mass di-jet signature of the $H \rightarrow b\bar{b}$ channel will certainly be a challenge for both ATLAS and CMS.

In this paper, we turn our attention to the WW^* decay mode of the light Standard Model Higgs Boson, and above the $2W$ threshold, the WW decay mode. As we shall see, this channel does not suffer from either of the above problems: suppression of the dominant backgrounds does not rely primarily on the mass resolution of the detectors, and certainly in the leptonic and semi-leptonic decay channels, level 1 triggering is not a problem. The advantages of forward proton tagging are, however, still explicit. Even for the double leptonic decay channel (i.e. two final state neutrinos), the mass resolution should be better than 6% (and $\sim 1\%$ for double 420m-tagged events), and is expected to improve further with increasing Higgs mass, and of course observation of the Higgs in the exclusive double tagged channel immediately

establishes its quantum numbers.

In section 2 we use the ExHuME Monte Carlo [15] to simulate the signal process $pp \rightarrow p \oplus H \oplus p \rightarrow p \oplus WW \oplus p$, and discuss possible trigger strategies for the LHC experiments. ExHuME is a direct implementation of the calculations of [16, 17]. In section 3 we survey the backgrounds, and in section 4 we present our conclusions.

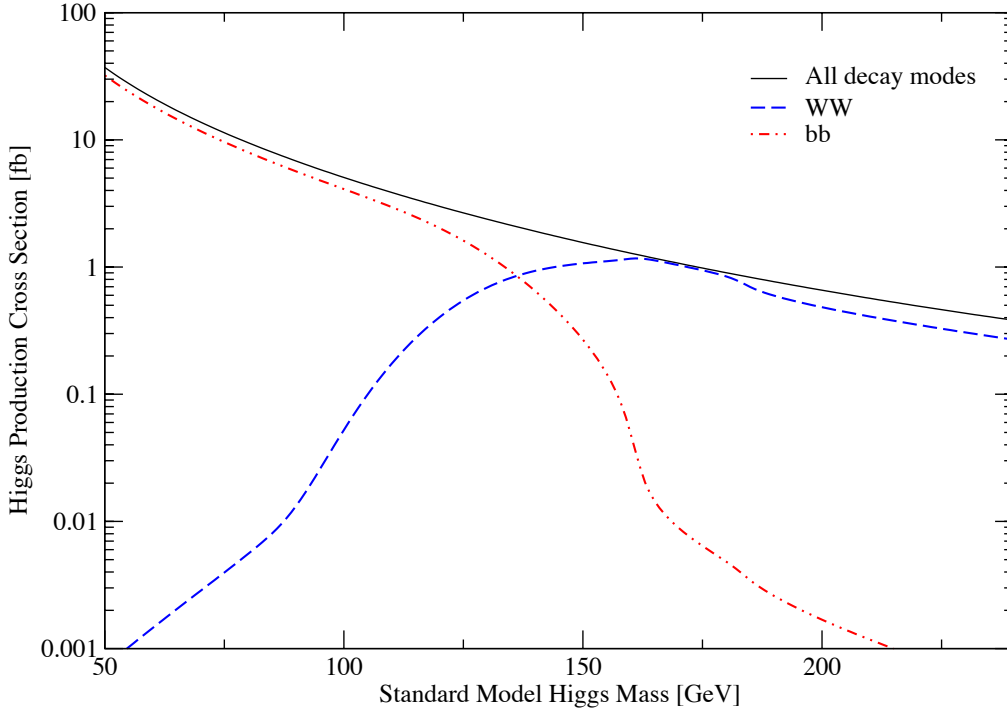


Fig. 1: The cross section times branching ratio for the central exclusive production of the Standard Model Higgs boson as a function of Higgs mass in the WW and $b\bar{b}$ decay channels.

2 The Signal

The central exclusive production cross section for the Standard Model Higgs Boson was calculated in [16, 17]. In figure 1 we show the cross section for the process $pp \rightarrow pHp \rightarrow pWWp$ as a function of the Higgs mass M_H . The increasing branching ratio to WW as M_H increases compensates for the falling central exclusive production cross section. For comparison we also show the cross section times branching ratio for $pp \rightarrow pHp \rightarrow pb\bar{b}p$. We also expect the WW channel to be effective in the study of the low $\tan \beta$ MSSM [18], although we leave this for a future publication.

Events with two W bosons in the final state fall into 3 broad categories from an experimental perspective, depending on the decay modes of the W . Events in which at least one of the W bosons decays in either the e or μ channel are the simplest, and will usually pass the level 1 trigger thresholds of ATLAS and CMS due to the high p_T final state lepton, as we shall see below. If neither of the W bosons decay in the e or μ channel, the event can still pass the level 1 trigger thresholds if a W decays

in the τ channel, with the τ subsequently decaying leptonically (although the leptons from the τ decays have a softer p_T spectrum). The 4-jet decay mode occurs approximately half the time, but it is unlikely that this signature will pass the level 1 triggers of either ATLAS or CMS without information from the proton taggers. It is possible that the 220m proton detectors can be included in the level 1 trigger and therefore events with one proton detected at 220m could be taken, even in the 4-jet case. This will also increase the trigger efficiency in the leptonic and semi-leptonic channels. We leave this possibility for future study.

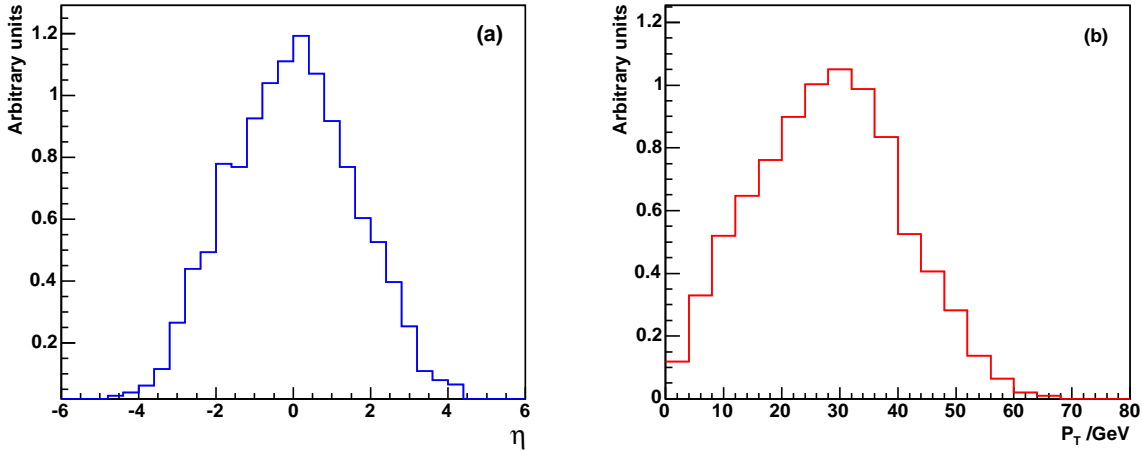


Fig. 2: The pseudorapidity, $dN/d\eta$, (a) and transverse momentum, dN/dp_T , (b) distributions of the highest p_T lepton for $M_H = 140$ GeV in the process $pp \rightarrow pHp \rightarrow pWWp$

In figure 2 we show the pseudorapidity and transverse momentum distributions of the decay lepton in events where at least one W (or a τ lepton in the case of the $W \rightarrow \tau\nu_\tau$ decay mode) decays in the e or μ channel, for $M_H = 140$ GeV. For the doubly leptonic decay modes, the highest transverse momentum lepton is chosen. Events were generated using ExHuME 1.3 [15] interfaced to PYTHIA 6.205 [19] for the decay of the Higgs boson. The CMS level 1 trigger has a single electron threshold of 29 GeV with a pseudorapidity coverage of $|\eta| < 2.5$, and 14 GeV for a single muon with $|\eta| < 2.5$ [20]. At ATLAS, the level 1 trigger thresholds are 25 GeV, $|\eta| < 2.5$ for single electrons and 20 GeV, $|\eta| < 2.5$ for single muons [21]. From figure 2, it is clear that a reasonable fraction of signal events will be taken by these standard triggers. In figure 3 we show the jet E_T and pseudorapidity distributions (2 entries per event) for the two highest p_T jets in the semi-leptonic decay channel. The jets are found using the exclusive k_T algorithm [23], in the E scheme¹. In exclusive mode, the final state is forced into a 2-jet topology. The merging scale (often termed y_{cut}) which defines the two jets has been used as a powerful background suppression tool (see for example [24]). We do not simulate the background processes to the hadronic final state level in this paper, and we therefore leave the details of optimising the jet finding for a later publication, whilst noting that such optimisation will undoubtedly be important. Requiring 2 central jets (and perhaps reduced hadronic activity outside the jets) at level 1 in conjunction with a high p_T electron or muon should allow the single lepton trigger thresholds to be further reduced. It is also likely that the trigger efficiency in the τ channel can be improved. For the purposes of this paper, events with τ decays are kept only if they pass the standard trigger definitions outlined above. In summary, our trigger efficiency estimates here are conservative.

Besides the level 1 trigger, the other important ingredient in the efficiency comes from the accep-

¹The ‘E’ scheme means that the jet 4-vectors are formed by 4-vector addition of the particles that make up the jet

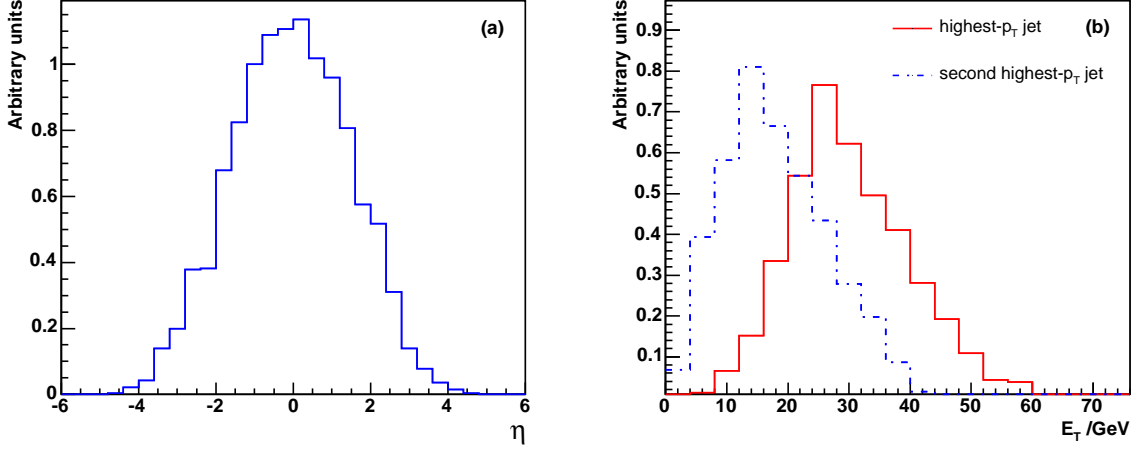


Fig. 3: The pseudorapidity, $dN/d\eta$, and transverse momentum, dN/dp_T , distributions of the 2 highest p_T jets for $M_H = 140$ GeV. Details of the jet finding algorithm can be found in the text

tance of the proton taggers themselves. The acceptances were obtained using a fast simulation program for the CMS detector, which includes a parameterisation of the response of the Roman Pots based on a detailed simulation [25] where the scattered protons were tracked with the MAD [26] package. MAD was used with LHC optics version 6.2. The acceptance rises from 60% at $M_H = 120$ GeV to 80% at $M_H = 200$ GeV.

In table 1 we show the efficiency for detection of the semi-leptonic decay channel, and in table 2, the fully leptonic decay channel. We use the ATLAS trigger thresholds as an example. The CMS thresholds give similar results. It is worth stressing again that we expect it to be possible to significantly improve the trigger efficiencies quoted in line 3 of tables 1 and 2. For example, reducing the single e and μ trigger thresholds to 15 GeV would increase the trigger efficiency by $\sim 50\%$.

3 The Backgrounds

One of the attractive features of the WW channel is the lack of a relatively large irreducible continuum background process, such as central exclusive $b\bar{b}$ production in the case of $H \rightarrow b\bar{b}$, which relies on the experimental missing mass resolution being good enough to provide adequate suppression. The primary exclusive backgrounds are illustrated in figures 4 and 5. Tree-level photon-photon processes (figures 4 (b-e)) are calculated using CalcHEP [27, 28]. The background coming from processes of the type shown in figures 4 (b), (d) and (e) is potentially large due to collinear logarithms corresponding to lepton (or quark) production at small angles. By requiring that the leptons (or jets) are central the contribution from such diagrams decreases. After imposing the pseudorapidity cut $|\eta| < 2.5$, the cross sections corresponding to all tree-level photon-induced subprocesses are $\sigma^{QED}(pp \rightarrow pWWp) = 0.015$ (0.033, 0.37, 2) fb for $M_H = 120$ (140, 160, 180) GeV where we integrated over the mass interval $\Delta M \simeq 3\sigma \sim 0.05M_H$, assuming a Gaussian mass resolution of the proton taggers of width of 2 GeV². Note that these cross sections include a gap survival factor, which according to the calculations of [29] is $S^2 \simeq 0.9$ for the integrated cross section. Therefore, even without additional experimental cuts on the final state, this background contribution is comfortably below the signal cross section for $M_H < 150$ GeV. After applying the single leptonic trigger cuts as detailed in table 1, the QED background

²We note that the resolution for events in which both protons are in the 420m taggers may be better than 2 GeV, and events where one proton is detected at 220m and one at 420m may be worse. We take this figure as a plausible example

Selection cuts	Higgs Mass (GeV)	Efficiency	Signal σ (fb)	Events / 30 fb^{-1}
Generated $H \rightarrow WW$	120	100%	0.403	12.1
	140	100%	0.933	28.0
	160	100%	1.164	34.9
	180	100%	0.843	25.3
	200	100%	0.483	14.5
Acceptance of proton taggers (420m + 220m)	120	61 %	0.246	7.4
	140	67 %	0.625	18.8
	160	71 %	0.826	24.8
	180	74 %	0.624	18.7
	200	77 %	0.372	11.2
Single lepton trigger: an electron with $p_T > 25 \text{ GeV}$ or a muon with $p_T > 20 \text{ GeV}$ within $ \eta < 2.5$	120	8.7 %	0.035	1.1
	140	12.8 %	0.119	3.6
	160	16.6 %	0.194	5.8
	180	18.3 %	0.154	4.6
	200	19.8 %	0.096	2.9
2 or more jets within $ \eta < 2.5$	120	7.0 %	0.028	0.8
	140	10.2 %	0.096	2.9
	160	13.6 %	0.158	4.7
	180	15.1 %	0.127	3.8
	200	16.6 %	0.080	2.4
Mass window around hadronically decaying W $70 \text{ GeV} < M_W < 90 \text{ GeV}$	120	0.54 %	0.002	0.1
	140	2.0 %	0.019	0.6
	160	7.2 %	0.084	2.5
	180	9.5 %	0.080	2.4
	200	10.8 %	0.052	1.6
$p_T(\text{protons}) > 100 \text{ MeV}$	160	6.6 %	0.077	2.3
	180	8.6 %	0.073	2.2
	200	9.8 %	0.047	1.4
$p_T(\text{protons}) > 200 \text{ MeV}$	160	5.2 %	0.061	1.8
	180	6.7 %	0.057	1.7
	200	7.7 %	0.037	1.1

Table 1: The effect of cuts on signal samples for selecting semileptonic WW decays ($WW \rightarrow l\nu jj$, $l = e, \mu, \tau$, $\tau \rightarrow e, \mu$) for different Higgs masses using the standard ATLAS leptonic trigger thresholds.

Selection cuts	Higgs Mass (GeV)	Efficiency	Signal σ (fb)	Events / 30 fb^{-1}
Generated $H \rightarrow WW$	120	100%	0.403	12.1
	140	100%	0.933	28.0
	160	100%	1.164	34.9
	180	100%	0.843	25.3
	200	100%	0.483	14.5
Acceptance of proton taggers (420m + 220m)	120	61 %	0.246	7.4
	140	67 %	0.625	18.8
	160	71 %	0.826	24.8
	180	74 %	0.624	18.7
	200	77 %	0.372	11.2
Single and di-lepton triggers: $2e (p_T^e > 15 \text{ GeV})$ or $2\mu (p_T^\mu > 10 \text{ GeV})$ or $2e (p_{T,max}^e > 25 \text{ GeV})$ or $2\mu (p_{T,max}^\mu > 20 \text{ GeV})$ or $e\mu (p_T^e > 15 \text{ GeV} \text{ and } p_T^\mu > 10 \text{ GeV})$ or $e\mu (p_T^e > 25 \text{ GeV} \text{ or } p_T^\mu > 20 \text{ GeV})$ within $ \eta < 2.5$	120	2.3 %	0.009	0.3
	140	3.1 %	0.029	0.9
	160	3.3 %	0.038	1.2
	180	3.5 %	0.030	0.9
	200	3.6 %	0.017	0.5
$p_T(\text{protons}) > 100 \text{ MeV}$	160	3.1 %	0.036	1.1
	180	3.2 %	0.027	0.8
	200	3.3 %	0.016	0.5
$p_T(\text{protons}) > 200 \text{ MeV}$	160	2.4 %	0.028	0.8
	180	2.5 %	0.021	0.6
	200	2.5 %	0.011	0.3

Table 2: The effect of cuts on signal samples for selecting fully leptonic WW decays ($WW \rightarrow l\nu l\nu, l = e, \mu, \tau, \tau \rightarrow e, \mu$) for different Higgs masses using the standard ATLAS single and double leptonic trigger thresholds.

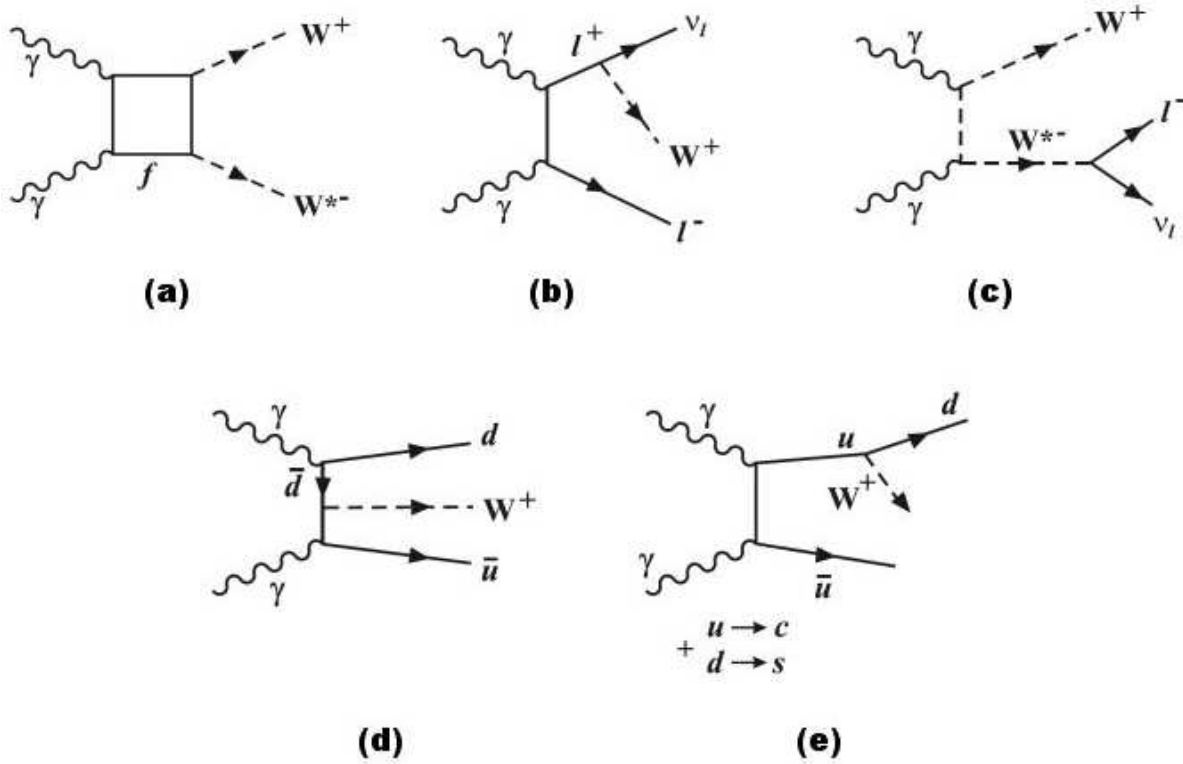


Fig. 4: Photon-induced background processes.

cross sections become $\sigma^{QED} = 0.01$ (0.02,0.27,1.53) fb for $M_H = 120$ (140,160,180) GeV. The overall photon-photon background contribution rises with M_H . Imposing a cut on the transverse momenta of the outgoing protons $p_T > 100$ (200) MeV suppresses the photon fusion by process approximately a factor of 15(75), whilst reducing the signal by 10% (40%)³. Such a cut will most likely be necessary for Higgs masses above the WW threshold, and we include it for large Higgs masses in tables 1 and 2⁴. Further optimisation of the cuts on the final-state particles should enable this QED background to be reduced further without dramatically affecting the signal. In principle, the angular distributions and correlations between the reconstructed W bosons will be different for the (scalar) Higgs decay and the photon fusion backgrounds. With the expected low number of signal events and the centrality requirement on the W decay products however, such techniques are unlikely to be useful.

The other important background comes from the QCD W -strahlung sub-processes of the type shown in figures 5 (a) and (b)⁵, which have recently been studied in [18]⁶. Here we have to take into account the non-trivial polarization structure of the $J_z = 0$ amplitude. This was done in [18] using the spinor technique of [31]. Again to suppress the collinear (quark line) logarithms we impose the pseudorapidity cut $|\eta_{jet}| < 2.5$ on the final state quarks. With these kinematic cuts, the cross section

³Note that minimum p_T cuts on the final-state protons induce a further reduction of the survival factor in QED-induced processes, for example for $p_T > 100$ (200) MeV $S^2 \simeq 0.6$ (0.5)

⁴We note that a 100 MeV cut on the p_T of the outgoing protons is close to the intrinsic p_T spread of the LHC beams, and it may therefore be necessary to raise this cut in practice [3]

⁵In figure 5 the intact protons and screening gluon are omitted for clarity

⁶The contribution of the box diagram figure 5 (c) is much smaller, as can be deduced from the results of Ref. [30]

for the processes in figures 5 (a) and (b), summed over the two families of fermions and including both W^+W^{*-} and W^-W^{*+} configurations, is 7.2 (9.7) pb for $M_H = 120(140)$ GeV. It rises to 10.6 pb at $M_H = 160$ GeV and then decreases slowly for higher masses, falling to 9.5 pb at $M_H = 200$ GeV. This cross section should be multiplied by the phase space factor $2\Delta M/M_H \sim 0.1$, again assuming $\Delta M \simeq 3\sigma \sim 0.05M$, and by the corresponding gluon luminosity [17]. This leads to the QCD background cross section at $\sqrt{s} = 14$ TeV of 1.7 fb for $M_H = 140$ GeV. Above the 2-W threshold, we expect to be able to suppress this background extremely effectively by requiring that the quark jets fall within an appropriate W mass window, since the background will be a continuum beneath the W mass peak. The potential problem is therefore only for Higgs masses below 160 GeV, for the case in which the W^* decays hadronically and therefore the di-jet mass from the signal events falls outside the W mass window. In Figure 6 we show the di-jet mass distribution for the semi-leptonic W-decay channel, $M_H = 140$ GeV, after the level 1 leptonic trigger and di-jet pseudorapidity cuts, for the signal sample only. Imposing the W mass window effectively removes all hadronically decaying W^* events from the sample, with the benefit of greatly enhancing the signal to background ratio. As can be seen from table 1, this reduces the signal by a factor of ~ 5 for $M_H = 140$ GeV. A fraction of these lost events can be recovered if the leptonic trigger thresholds are reduced at level 1, since forcing the W^* to decay leptonically reduces the average p_T of the decay leptons. There may be alternative ways of reducing this background, for example by imposing cuts on the final state to account for the azimuthal correlations between the quark jets. A full Monte Carlo simulation of these QCD processes will be required to assess the effectiveness of such approaches.

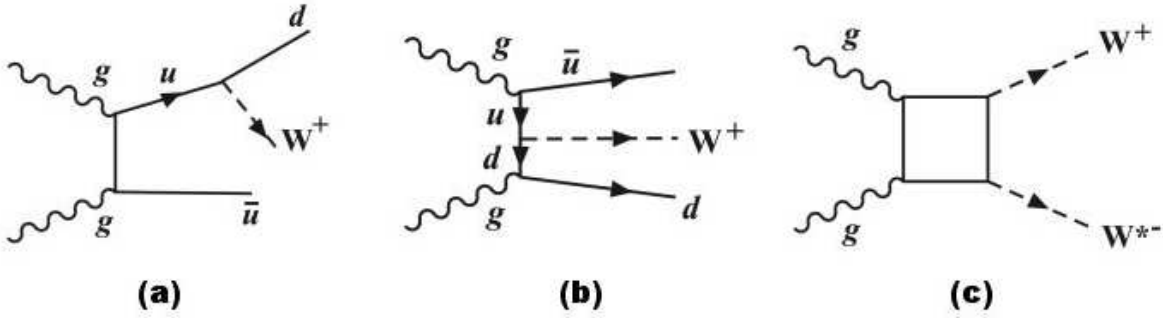


Fig. 5: Gluon-induced background hard sub-processes.

Finally, we consider the fully leptonic decay modes. The only background subprocesses in this case are caused by the photon fusion diagrams of figures 4 (a), (b) and (c) and by the QCD box diagram of figure 5 (c). As we discuss above, the photon-induced contributions can be reduced in the high-mass region, where they become potentially large, by the proton transverse momentum cut $p_T > 100$ MeV. Using the results of [30] we find the QCD contribution from figure 5 (c) is very small, less than 1% of the signal.

To summarise, the most problematic background contribution arises in the semi-leptonic case from the QCD diagrams shown in figures 5 (a) and (b) when the off-shell W boson decays hadronically. At Higgs masses above 150 GeV, photon-induced backgrounds from diagrams of the type shown in figure 4 can be a problem, but can be suppressed if necessary by increasing the transverse momentum cut on the tagged protons to $p_T > 200$ MeV. As shown in tables 1 and 2, this higher p_T cut has little effect on the signal, but will further reduce the photon-induced backgrounds. For the fully leptonic decay modes, and for semi-leptonic decays in which the on-mass-shell W boson decays hadronically, the signal to background ratio should be much greater than unity. We have not considered the ZZ decay channel

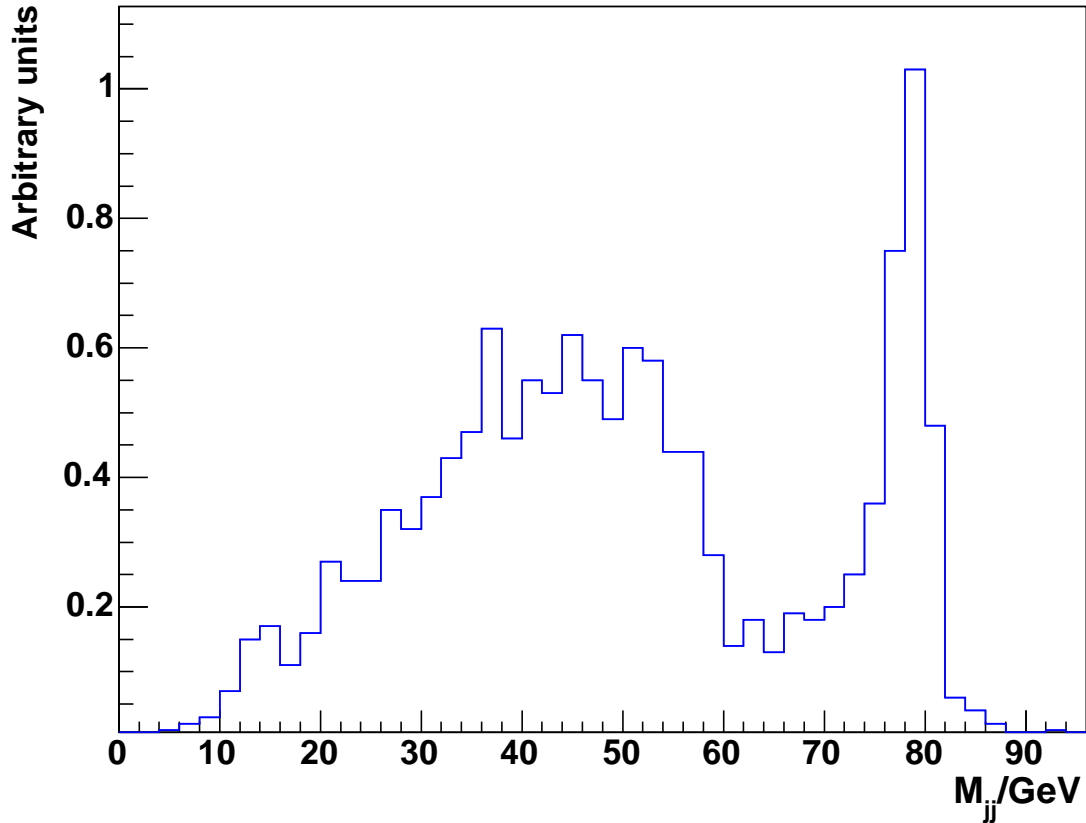


Fig. 6: The di-jet invariant mass distribution dN/dM_{jj} in the semi-leptonic decay channel $H \rightarrow WW^* \rightarrow l\nu jj$ for $M_H = 140$ GeV.

here, because we expect the rate to be too low to be of interest.

4 Conclusions

We have shown that, given the standard level 1 trigger thresholds at both ATLAS and CMS, and installation of the proposed 220m and 420m proton tagging detectors, we expect the Standard Model Higgs boson to be visible in the WW/WW^* double tagged exclusive channel for $140 \text{ GeV} < M_H < 200 \text{ GeV}$ with 30 fb^{-1} of LHC luminosity. For a 120 GeV Higgs in the WW^* channel, the event yield is marginal. For masses above 140 GeV, we expect approximately 5 or 6 events, largely independent of Higgs mass, of which 1 is expected to be in the ‘gold plated’ doubly leptonic channel, with no appreciable background. These numbers would double if the trigger thresholds on single leptons could be reduced to 15 GeV, which may be possible by using other event characteristics such as the 2 central jets from the hadronically decaying W . When a di-jet W mass window is applied, 2 or 3 events remain, with again no appreciable backgrounds. In the semi-leptonic channel, there is a potentially dangerous background from central exclusive $W + \text{jets}$ processes below the 2- W threshold, although we expect that this background may be manageable with carefully chosen experimental cuts. The largest loss of events is caused by the level 1 trigger efficiency, and we have made no attempt to optimise this here, although we expect that significant improvements will be possible.

Acknowledgments

We thank J. Forshaw, H. Kowalski, A.D. Martin, J. Monk, A. Nikitenko, R. Orava, A. Pilkington and K. Piotrkowski for stimulating discussion. This work was supported in part by grant RFBR 04-02-16073, by the UK Particle Physics and Astronomy Research Council, and by the Belgian Interuniversity Attraction Poles Programme.

References

- [1] M. G. Albrow and A. Rostovtsev, arXiv:hep-ph/0009336.
- [2] A. De Roeck, V. A. Khoze, A. D. Martin, R. Orava and M. G. Ryskin, Eur. Phys. J. C **25** (2002) 391 [arXiv:hep-ph/0207042].
- [3] K. Piotrkowski, Phys. Rev. D **63** (2001) 071502 [arXiv:hep-ex/0009065].
- [4] K. A. Assamagan *et al.* [Higgs Working Group Collaboration], arXiv:hep-ph/0406152.
- [5] M. Boonekamp, R. Peschanski and C. Royon, Phys. Lett. B **598** (2004) 243 [arXiv:hep-ph/0406061].
- [6] B. E. Cox, AIP Conf. Proc. **753** (2005) 103 [arXiv:hep-ph/0409144].
- [7] A. V. Kisselev, V. A. Petrov and R. A. Rytun, arXiv:hep-ph/0506034.
- [8] V. A. Khoze, A. B. Kaidalov, A. D. Martin, M. G. Ryskin and W. J. Stirling, arXiv:hep-ph/0507040.
- [9] J. R. Forshaw, arXiv:hep-ph/0508274.
- [10] TOTEM Collaboration, Technical Design Report, CERN/LHCC/2004-002
- [11] ATLAS Collaboration, Luminosity Letter of Intent, CERN/LHCC/2004-010
- [12] T. Mäki *et al.*, to be published in the proceedings of the 'HERA and the LHC' Workshop
- [13] V. A. Khoze, A. D. Martin and M. G. Ryskin, Eur. Phys. J. C **19** (2001) 477 [Erratum-ibid. C **20** (2001) 599] [arXiv:hep-ph/0011393].
- [14] A. B. Kaidalov, V. A. Khoze, A. D. Martin and M. G. Ryskin, Eur. Phys. J. C **33** (2004) 261 [arXiv:hep-ph/0311023].
- [15] J. Monk and A. Pilkington, arXiv:hep-ph/0502077.
- [16] V. A. Khoze, A. D. Martin and M. G. Ryskin, Eur. Phys. J. C **14** (2000) 525 [arXiv:hep-ph/0002072].
- [17] V. A. Khoze, A. D. Martin and M. G. Ryskin, Eur. Phys. J. C **23** (2002) 311 [arXiv:hep-ph/0111078].
- [18] V.A. Khoze, M.G. Ryskin and W.J. Stirling, arXiv:hep-ph/0504131.
- [19] T. Sjöstrand, P. Eden, C. Friberg, L. Lonnblad, G. Miu, S. Mrenna and E. Norrbin, Comput. Phys. Commun. **135** (2001) 238 [arXiv:hep-ph/0010017].
- [20] CMS Collaboration: The Trigger and Data Acquisition project, Volume II, Data Acquisition and High Level Trigger, Technical Design Report, CERN/LHCC 2002-036.
- [21] "ATLAS detector and physics performance. Technical design report. Vol. 2", CERN-LHCC-99-15.
- [22] M.G.Albrow *et al.*, CERN-LHCC-2005-025 / LHCC - I - 015
- [23] J. M. Butterworth, J. P. Couchman, B. E. Cox and B. M. Waugh, Comput. Phys. Commun. **153** (2003) 85 [arXiv:hep-ph/0210022].
- [24] J. M. Butterworth, B. E. Cox and J. R. Forshaw, Phys. Rev. D **65** (2002) 096014 [arXiv:hep-ph/0201098].

- [25] J. Kalliopuska *et al.*, HIP-2003-11/EXP
- [26] F. C. Icelin *et al.*, MAD 9 Version 9, CERN-SL-2000-026 AP (2000).
- [27] A. Pukhov *et al.*, arXiv:hep-ph/9908288.
- [28] A. Pukhov, arXiv:hep-ph/0412191.
- [29] V. A. Khoze, A. D. Martin and M. G. Ryskin, Eur. Phys. J. C **24** (2002) 459 [arXiv:hep-ph/0201301].
- [30] M. Duhrssen, K. Jakobs, P. Marquard and J. J. van der Bij, arXiv:hep-ph/0504006.
- [31] R. Kleiss and W. J. Stirling, Nucl. Phys. B **262** (1985) 235.