

## Electroweak Precision Observables in the Minimal Supersymmetric Standard Model

S. HEINEMEYER<sup>1\*</sup>, W. HOLLIK<sup>2†</sup> AND G. WEIGLEIN<sup>3‡</sup>

<sup>1</sup>*CERN, TH Division, Dept. of Physics, CH-1211 Geneva 23, Switzerland*

<sup>2</sup>*Max-Planck-Institut für Physik (Werner-Heisenberg-Institut),  
Föhringer Ring 6, D-80805 Munich, Germany*

<sup>3</sup>*Institute for Particle Physics Phenomenology, University of Durham,  
Durham DH1 3LE, UK*

### Abstract

The current status of electroweak precision observables in the Minimal Supersymmetric Standard Model (MSSM) is reviewed. We focus in particular on the  $W$  boson mass,  $M_W$ , the effective leptonic weak mixing angle,  $\sin^2 \theta_{\text{eff}}$ , the anomalous magnetic moment of the muon,  $(g-2)_\mu$ , and the lightest  $\mathcal{CP}$ -even MSSM Higgs boson mass,  $m_h$ . We summarize the current experimental situation and the status of the theoretical evaluations. An estimate of the current theoretical uncertainties from unknown higher-order corrections and from the experimental errors of the input parameters is given. We discuss future prospects for both the experimental accuracies and the precision of the theoretical predictions. Confronting the precision data with the theory predictions within the unconstrained MSSM and within specific SUSY-breaking scenarios, we analyse how well the data are described by the theory. The mSUGRA scenario with cosmological constraints yields a very good fit to the data, showing a clear preference for a relatively light mass scale of the SUSY particles. The constraints on the parameter space from the precision data is discussed, and it is shown that the prospective accuracy at the next generation of colliders will enhance the sensitivity of the precision tests very significantly.

---

\*email: Sven.Heinemeyer@cern.ch

†email: hollik@mppmu.mpg.de

‡email: Georg.Weiglein@durham.ac.uk



# Contents

<b>1</b>	<b>Introduction</b>	<b>5</b>
1.1	Motivation . . . . .	5
1.2	The structure of the MSSM . . . . .	6
1.2.1	The Higgs sector of the MSSM . . . . .	7
1.2.2	The scalar quark sector of the MSSM . . . . .	9
1.2.3	Charginos . . . . .	10
1.2.4	Neutralinos . . . . .	12
1.2.5	Gluinos . . . . .	13
1.2.6	Non-minimal flavour violation . . . . .	13
1.2.7	Unconstrained MSSM versus specific models for soft SUSY breaking . . . . .	15
1.2.8	Experimental bounds on SUSY particles . . . . .	15
1.3	Electroweak precision observables . . . . .	16
1.3.1	Constraints on the SUSY parameter space from rare processes . . . . .	16
1.3.2	Pseudo-observables versus realistic observables . . . . .	17
1.3.3	EWPO versus effective parameters . . . . .	18
1.3.4	Current experimental status of EWPO . . . . .	19
<b>2</b>	<b>Theoretical evaluation of precision observables</b>	<b>22</b>
2.1	Regularisation and renormalization of supersymmetric theories . . . . .	22
2.1.1	Basic strategy . . . . .	22
2.1.2	Gauge boson mass renormalization . . . . .	24
2.1.3	Charge renormalization . . . . .	25
2.1.4	Renormalization of the quark and scalar quark sector . . . . .	27
2.1.5	MSSM Higgs boson sector renormalization . . . . .	31
2.2	Sources of large SUSY corrections . . . . .	33
2.2.1	Possible sources . . . . .	33
2.2.2	Resummation in the $b/\tilde{b}$ sector . . . . .	34
2.3	Electroweak precision observables in the MSSM . . . . .	35
2.4	The $\rho$ parameter . . . . .	37
2.4.1	One-loop results . . . . .	37
2.4.2	Results beyond the one-loop level . . . . .	38
2.4.3	Results in the NMFV MSSM . . . . .	43
2.5	Evaluation of $M_W$ . . . . .	45
2.5.1	SM corrections . . . . .	46
2.5.2	SUSY corrections . . . . .	48

2.6	Evaluation of $Z$ boson observables . . . . .	52
2.6.1	The effective $Zf\bar{f}$ couplings . . . . .	52
2.6.2	$Z$ boson observables . . . . .	53
2.6.3	The effective leptonic mixing angle . . . . .	56
2.7	The lightest Higgs boson mass as a precision observable . . . . .	58
2.7.1	Higher-order corrections to $m_h$ . . . . .	58
2.7.2	Remaining intrinsic and parametric uncertainties . . . . .	60
2.7.3	Higgs sector corrections in the NMFV MSSM . . . . .	63
2.8	The anomalous magnetic moment of the muon . . . . .	63
2.8.1	MSSM one-loop calculation . . . . .	64
2.8.2	MSSM two-loop calculation . . . . .	65
2.9	Tools and codes for the evaluation of electroweak precision observables . . . . .	69
2.9.1	Tools for the calculation of EWPO . . . . .	69
2.9.2	Public codes for the numerical evaluation of EWPO . . . . .	70
<b>3</b>	<b>MSSM predictions versus experimental data</b>	<b>71</b>
3.1	MSSM predictions for $M_W$ and $\sin^2\theta_{\text{eff}}$ . . . . .	71
3.1.1	Numerical analysis in the MSSM . . . . .	71
3.1.2	Intrinsic uncertainty in $M_W$ and $\sin^2\theta_{\text{eff}}$ from SUSY corrections . . . . .	80
3.1.3	Results in the NMFV MSSM . . . . .	81
3.2	The lightest MSSM Higgs boson mass . . . . .	85
3.3	MSSM predictions for $(g-2)_\mu$ . . . . .	88
3.3.1	One-loop results from a MSSM parameter scan . . . . .	88
3.3.2	Contributions from closed SM fermion/sfermion loops . . . . .	89
3.3.3	Contributions from closed chargino/neutralino loops . . . . .	91
3.4	MSSM fits and constraints from existing data . . . . .	93
3.5	Future expectations . . . . .	93
<b>4</b>	<b>Implications in soft SUSY-breaking scenarios</b>	<b>99</b>
4.1	The soft SUSY-breaking scenarios . . . . .	99
4.2	$\Delta\rho$ in mSUGRA, mGMSB, mAMSB . . . . .	101
4.3	Prediction for $m_h$ in mSUGRA, mGMSB, mAMSB . . . . .	104
4.4	EWPO in mSUGRA . . . . .	105
4.5	Fits in mSUGRA . . . . .	110
4.5.1	Present situation . . . . .	110
4.5.2	Future expectations . . . . .	114
<b>5</b>	<b>Conclusions</b>	<b>118</b>
	<b>Appendix</b>	<b>120</b>
<b>A</b>	<b>Loop integrals</b>	<b>120</b>
A.1	$A_0(m)$ . . . . .	120
A.2	$B_0(p^2, m_1, m_2)$ . . . . .	120
A.3	$T_{134}$ . . . . .	121
A.4	$T_{234'}$ . . . . .	123

A.5	$T_{123'4}$	123
A.6	$T_{1123'4}$	124
A.7	$T_{123'45}$	125
<b>B</b>	<b>Input parameters and benchmark scenarios</b>	<b>126</b>
	<b>Bibliography</b>	<b>128</b>



# Chapter 1

## Introduction

### 1.1 Motivation

Theories based on Supersymmetry (SUSY) [1] are widely considered as the theoretically most appealing extension of the Standard Model (SM) [2]. They are consistent with the approximate unification of the gauge coupling constants at the GUT scale and provide a way to cancel the quadratic divergences in the Higgs sector hence stabilizing the huge hierarchy between the GUT and the Fermi scales. Furthermore, in SUSY theories the breaking of the electroweak symmetry is naturally induced at the Fermi scale, and the lightest supersymmetric particle can be neutral, weakly interacting and absolutely stable, providing therefore a natural solution for the dark matter problem.

SUSY predicts the existence of scalar partners  $\tilde{f}_L, \tilde{f}_R$  to each SM chiral fermion, and spin-1/2 partners to the gauge bosons and to the scalar Higgs bosons. So far, the direct search for SUSY particles has not been successful. One can only set lower bounds of  $\mathcal{O}(100)$  GeV on their masses [3]. The search reach will be extended in various ways in the ongoing Run II at the upgraded Fermilab Tevatron [4]. The LHC [5,6] and the  $e^+e^-$  International Linear Collider (ILC) [7–9] have very good prospects for exploring SUSY at the TeV scale, which is favoured from naturalness arguments. From the interplay of both machines detailed information on the SUSY spectrum can be expected in this case [10].

In the Minimal Supersymmetric extension of the Standard Model (MSSM) two Higgs doublets are required resulting in five physical Higgs bosons [11]. The direct search resulted in lower limits of about 90 GeV for the neutral Higgs bosons and about 80 GeV for the charged ones [12,13]. The Higgs search at the Tevatron will be able to probe significant parts of the MSSM parameter space at the 95% C.L. even with rather moderate luminosity [14]. The LHC will discover at least one MSSM Higgs boson over most of the MSSM parameter space [5,6,15–17]. The ILC will be able to detect any Higgs boson that couples to the  $Z$  boson in a decay-mode independent way. The properties of all Higgs-bosons which are within the kinematic reach of the ILC will be determined with high precision [7–9].

Contrary to the SM case, where the mass of the Higgs boson is a free parameter, within the MSSM the quartic couplings of the Higgs potential are fixed in terms of the gauge couplings as a consequence of SUSY [11]. Thus, at the tree-level, the Higgs sector is determined by just two independent parameters besides the SM electroweak gauge couplings  $g$  and  $g'$ , conventionally chosen as  $\tan\beta = v_2/v_1$ , the ratio of the vacuum expectation values of the

two Higgs doublets, and  $M_A$ , the mass of the  $\mathcal{CP}$ -odd  $A$  boson. As a consequence, the mass of the lightest  $\mathcal{CP}$ -even MSSM Higgs boson can be predicted in terms of the other model parameters.

Besides the direct detection of SUSY particles and Higgs bosons, SUSY can also be probed via the virtual effects of the additional particles to precision observables. This requires a very high precision of the experimental results as well as of the theoretical predictions. The wealth of high-precision measurements carried out at LEP, SLC and the Tevatron [18] as well as the “Muon  $g - 2$  Experiment” (E821) [19] and further low-energy experiments provide a powerful tool for testing the electroweak theory and probing indirect effects of SUSY particles. The most relevant electroweak precision observables (EWPO) in this context are the  $W$  boson mass,  $M_W$ , the effective leptonic weak mixing angle,  $\sin^2 \theta_{\text{eff}}$ , the anomalous magnetic moment of the muon,  $a_\mu \equiv (g - 2)_\mu/2$ , and the mass of the lightest  $\mathcal{CP}$ -even MSSM Higgs boson,  $m_h$ . While the current exclusion bounds on  $m_h$  already allow to constrain the MSSM parameter space, the prospective accuracy for the measurement of the mass of a light Higgs boson at the LHC of about 200 MeV [5,6] or at the ILC of even 50 MeV [7–9] could promote  $m_h$  to a precision observable. Owing to the sensitive dependence of  $m_h$  on especially the scalar top sector, the measured value of  $m_h$  will allow to set stringent constraints on the parameters in this sector.

Since the experimental data — with few exceptions — are well described by the SM [18], the electroweak precision tests at present mainly yield constraints on possible extensions of the SM, e.g. lower limits on SUSY particle masses. Nevertheless, one can use the available data to investigate whether small deviations from the SM predictions could be caused by quantum effects of the SUSY particles: sleptons, squarks, gluinos, charginos/neutralinos and additional Higgs bosons, and what regions of the SUSY parameter space might be favoured.

## 1.2 The structure of the MSSM

The MSSM constitutes the minimal supersymmetric extension of the SM. The number of SUSY generators is  $N = 1$ , the smallest possible value. In order to keep anomaly cancellation, contrary to the SM a second Higgs doublet is needed [20]. One Higgs doublet,  $\mathcal{H}_1$ , gives mass to the  $d$ -type fermions (with weak isospin  $-1/2$ ), the other doublet,  $\mathcal{H}_2$ , gives mass to the  $u$ -type fermions (with weak isospin  $+1/2$ ). All SM multiplets, including the two Higgs doublets (2HDM), are extended to supersymmetric multiplets, resulting in scalar partners for quarks and leptons (“squarks” and “sleptons”) and fermionic partners for the SM gauge boson and the Higgs bosons (“gauginos” and “gluinos”). In Tab. 1.1 the spectrum of the MSSM fields is summarized (family indices are suppressed). In this report we do not consider effects of complex phases, i.e. we treat all MSSM parameters as real.

The mass eigenstates of the gauginos are linear combinations of these fields, denoted as “neutralinos” and “charginos”. Also the left- and right-handed squarks (and sleptons) can mix, yielding the mass eigenstates (denoted by the indices 1, 2 instead of  $L, R$ ). All physical particles of the MSSM are given in Tab. 1.2.



superfield	$(SU(3), SU(2), U(1))$	2HDM particle	spin	SUSY partner	spin
$\hat{Q}$	$(3, 2, \frac{1}{3})$	$(u, d)_L$	$\frac{1}{2}$	$(\tilde{u}, \tilde{d})_L$	0
$\hat{U}$	$(3^*, 1, -\frac{4}{3})$	$\bar{u}_R$	$\frac{1}{2}$	$\tilde{u}_R^*$	0
$\hat{D}$	$(3^*, 1, \frac{2}{3})$	$\bar{d}_R$	$\frac{1}{2}$	$\tilde{d}_R^*$	0
$\hat{L}$	$(1, 2, -1)$	$(\nu, e)_L$	$\frac{1}{2}$	$\tilde{L}_L = (\tilde{\nu}, \tilde{e})_L$	0
$\hat{E}$	$(1, 1, 2)$	$\bar{e}_R$	$\frac{1}{2}$	$\tilde{e}_R^*$	0
$\hat{H}_1$	$(1, 2, -1)$	$(H_1^0, H_1^-)_L$	0	$(\tilde{H}_1^0, \tilde{H}_1^-)_L$	$\frac{1}{2}$
$\hat{H}_2$	$(1, 2, 1)$	$(H_2^+, H_2^0)_L$	0	$(\tilde{H}_2^+, \tilde{H}_2^0)_L$	$\frac{1}{2}$
$\hat{W}$	$(1, 3, 0)$	$W^i$	1	$\tilde{W}^i$	$\frac{1}{2}$
$\hat{B}$	$(1, 1, 0)$	$B^0$	1	$\tilde{B}^0$	$\frac{1}{2}$
$\hat{G}_a$	$(8, 1, 0)$	$g_a$	1	$\tilde{g}_a$	$\frac{1}{2}$

Table 1.1: Superfields and particle content of the MSSM.

### 1.2.1 The Higgs sector of the MSSM

The two Higgs doublets form the Higgs potential [11]

$$\begin{aligned}
V = & (m_1^2 + |\mu|^2)|\mathcal{H}_1|^2 + (m_2^2 + |\mu|^2)|\mathcal{H}_2|^2 - m_{12}^2(\epsilon_{ab}\mathcal{H}_1^a\mathcal{H}_2^b + \text{h.c.}) \\
& + \frac{1}{8}(g_1^2 + g_2^2)[|\mathcal{H}_1|^2 - |\mathcal{H}_2|^2]^2 + \frac{1}{2}g_2^2|\mathcal{H}_1^\dagger\mathcal{H}_2|^2, \tag{1.1}
\end{aligned}$$

which contains  $m_1, m_2, m_{12}$  as soft SUSY breaking parameters and  $\mu$  as the Higgsino mass parameter;  $g, g'$  are the  $SU(2)$  and  $U(1)$  gauge couplings, and  $\epsilon_{12} = -1$ .

The doublet fields  $\mathcal{H}_1$  and  $\mathcal{H}_2$  are decomposed in the following way:

$$\begin{aligned}
\mathcal{H}_1 &= \begin{pmatrix} \mathcal{H}_1^0 \\ \mathcal{H}_1^- \end{pmatrix} = \begin{pmatrix} v_1 + \frac{1}{\sqrt{2}}(\phi_1^0 - i\chi_1^0) \\ -\phi_1^- \end{pmatrix} \\
\mathcal{H}_2 &= \begin{pmatrix} \mathcal{H}_2^+ \\ \mathcal{H}_2^0 \end{pmatrix} = \begin{pmatrix} \phi_2^+ \\ v_2 + \frac{1}{\sqrt{2}}(\phi_2^0 + i\chi_2^0) \end{pmatrix}. \tag{1.2}
\end{aligned}$$

The potential (1.1) can be described with the help of two independent parameters (besides  $g$  and  $g'$ ):  $\tan\beta = v_2/v_1$  and  $M_A^2 = -m_{12}^2(\tan\beta + \cot\beta)$ , where  $M_A$  is the mass of the  $\mathcal{CP}$ -odd  $A$  boson.

The diagonalization of the bilinear part of the Higgs potential, i.e. the Higgs mass ma-

2HDM particle		spin	SUSY particle		spin
quarks:	$q$	$\frac{1}{2}$	squarks:	$\tilde{q}_1, \tilde{q}_2$	0
leptons:	$l$	$\frac{1}{2}$	sleptons:	$\tilde{l}_1, \tilde{l}_2$	0
gluons:	$g_a$	1	Gluginos:	$\tilde{g}_a$	$\frac{1}{2}$
gauge bosons:	$W^\pm, Z^0, \gamma$	1	Neutralinos:	$\tilde{\chi}_1^0, \tilde{\chi}_2^0, \tilde{\chi}_3^0, \tilde{\chi}_4^0$	$\frac{1}{2}$
Higgs bosons:	$h^0, H^0, A^0, H^\pm$	0	Charginos:	$\tilde{\chi}_1^\pm, \tilde{\chi}_2^\pm$	$\frac{1}{2}$

Table 1.2: The particle content of the MSSM.

trices, is performed via the orthogonal transformations

$$\begin{pmatrix} H^0 \\ h^0 \end{pmatrix} = \begin{pmatrix} \cos \alpha & \sin \alpha \\ -\sin \alpha & \cos \alpha \end{pmatrix} \begin{pmatrix} \phi_1^0 \\ \phi_2^0 \end{pmatrix} \quad (1.3)$$

$$\begin{pmatrix} G^0 \\ A^0 \end{pmatrix} = \begin{pmatrix} \cos \beta & \sin \beta \\ -\sin \beta & \cos \beta \end{pmatrix} \begin{pmatrix} \chi_1^0 \\ \chi_2^0 \end{pmatrix} \quad (1.4)$$

$$\begin{pmatrix} G^\pm \\ H^\pm \end{pmatrix} = \begin{pmatrix} \cos \beta & \sin \beta \\ -\sin \beta & \cos \beta \end{pmatrix} \begin{pmatrix} \phi_1^\pm \\ \phi_2^\pm \end{pmatrix}. \quad (1.5)$$

The mixing angle  $\alpha$  is determined through

$$\tan 2\alpha = \tan 2\beta \frac{M_A^2 + M_Z^2}{M_A^2 - M_Z^2}; \quad -\frac{\pi}{2} < \alpha < 0. \quad (1.6)$$

One gets the following Higgs spectrum:

$$\begin{aligned} 2 \text{ neutral bosons, } \mathcal{CP} = +1 & : h^0, H^0 \\ 1 \text{ neutral boson, } \mathcal{CP} = -1 & : A^0 \\ 2 \text{ charged bosons} & : H^+, H^- \\ 3 \text{ unphysical Goldstone bosons} & : G^0, G^+, G^-. \end{aligned} \quad (1.7)$$

The masses of the gauge bosons are given in analogy to the SM:

$$M_W^2 = \frac{1}{2}g_2^2(v_1^2 + v_2^2); \quad M_Z^2 = \frac{1}{2}(g_1^2 + g_2^2)(v_1^2 + v_2^2); \quad M_\gamma = 0. \quad (1.8)$$

At tree level the mass matrix of the neutral  $\mathcal{CP}$ -even Higgs bosons is given in the  $\phi_1$ - $\phi_2$ -basis in terms of  $M_Z$ ,  $M_A$ , and  $\tan \beta$  by

$$M_{\text{Higgs}}^{2,\text{tree}} = \begin{pmatrix} m_{\phi_1}^2 & m_{\phi_1\phi_2}^2 \\ m_{\phi_1\phi_2}^2 & m_{\phi_2}^2 \end{pmatrix}$$

$$= \begin{pmatrix} M_A^2 \sin^2 \beta + M_Z^2 \cos^2 \beta & -(M_A^2 + M_Z^2) \sin \beta \cos \beta \\ -(M_A^2 + M_Z^2) \sin \beta \cos \beta & M_A^2 \cos^2 \beta + M_Z^2 \sin^2 \beta \end{pmatrix}, \quad (1.9)$$

which by diagonalization according to eq. (1.3) yields the tree-level Higgs boson masses

$$M_{\text{Higgs}}^{2,\text{tree}} \xrightarrow{\alpha} \begin{pmatrix} m_{H,\text{tree}}^2 & 0 \\ 0 & m_{h,\text{tree}}^2 \end{pmatrix}. \quad (1.10)$$

The mixing angle  $\alpha$  satisfies

$$\tan 2\alpha = \tan 2\beta \frac{M_A^2 + M_Z^2}{M_A^2 - M_Z^2}, \quad -\frac{\pi}{2} < \alpha < 0. \quad (1.11)$$

Since we treat all MSSM parameters as real there is no mixing between  $\mathcal{CP}$ -even and  $\mathcal{CP}$ -odd Higgs bosons.

The tree-level results for the neutral  $\mathcal{CP}$ -even Higgs-boson masses of the MSSM read

$$m_{H,h}^2 = \frac{1}{2} \left[ M_A^2 + M_Z^2 \pm \sqrt{(M_A^2 + M_Z^2)^2 - 4M_Z^2 M_A^2 \cos^2 2\beta} \right]. \quad (1.12)$$

This implies an upper bound of  $m_{h,\text{tree}} \leq M_Z$  for the light  $\mathcal{CP}$ -even Higgs-boson mass of the MSSM. For a discussion of large higher-order corrections to this bound, see Sect. 2.7. The direct prediction of an upper bound for the mass of the light  $\mathcal{CP}$ -even Higgs-boson mass is one of the most striking phenomenological predictions of the MSSM. The existence of such a bound, which does not occur in the case of the SM Higgs boson, can be related to the fact that the quartic term in the Higgs potential of the MSSM is given in terms of the gauge couplings, while the quartic coupling is a free parameter in the SM.

## 1.2.2 The scalar quark sector of the MSSM

The squark mass term of the MSSM Lagrangian is given by

$$\mathcal{L}_{m_{\tilde{f}}} = -\frac{1}{2} \begin{pmatrix} \tilde{f}_L^\dagger & \tilde{f}_R^\dagger \end{pmatrix} \mathbf{Z} \begin{pmatrix} \tilde{f}_L \\ \tilde{f}_R \end{pmatrix}, \quad (1.13)$$

where

$$\mathbf{Z} = \begin{pmatrix} M_{\tilde{Q}}^2 + M_Z^2 \cos 2\beta (I_3^f - Q_f s_W^2) + m_f^2 & m_f (A_f - \mu \{\cot \beta; \tan \beta\}) \\ m_f (A_f - \mu \{\cot \beta; \tan \beta\}) & M_{\tilde{Q}'}^2 + M_Z^2 \cos 2\beta Q_f s_W^2 + m_f^2 \end{pmatrix}, \quad (1.14)$$

and  $\{\cot \beta; \tan \beta\}$  corresponds to  $\{u; d\}$ -type squarks. The soft SUSY breaking term  $M_{\tilde{Q}'}$  is given by:

$$M_{\tilde{Q}'} = \begin{cases} M_{\tilde{U}} & \text{for right handed } u\text{-type squarks} \\ M_{\tilde{D}} & \text{for right handed } d\text{-type squarks} \end{cases}. \quad (1.15)$$

In order to diagonalize the mass matrix and to determine the physical mass eigenstates the following rotation has to be performed:

$$\begin{pmatrix} \tilde{f}_1 \\ \tilde{f}_2 \end{pmatrix} = \begin{pmatrix} \cos \theta_{\tilde{f}} & \sin \theta_{\tilde{f}} \\ -\sin \theta_{\tilde{f}} & \cos \theta_{\tilde{f}} \end{pmatrix} \begin{pmatrix} \tilde{f}_L \\ \tilde{f}_R \end{pmatrix}. \quad (1.16)$$

The mixing angle  $\theta_{\tilde{f}}$  is given for  $\tan \beta > 1$  by:

$$\cos \theta_{\tilde{f}} = \sqrt{\frac{(m_{\tilde{f}_R}^2 - m_{\tilde{f}_1}^2)^2}{m_{\tilde{f}}^2 (A_f - \mu \{ \cot \beta ; \tan \beta \})^2 + (m_{\tilde{f}_R}^2 - m_{\tilde{f}_1}^2)^2}} \quad (1.17)$$

$$\begin{aligned} \sin \theta_{\tilde{f}} &= \mp \operatorname{sgn} \left[ A_f - \mu \{ \cot \beta ; \tan \beta \} \right] \\ &\times \sqrt{\frac{m_{\tilde{f}}^2 (A_f - \mu \{ \cot \beta ; \tan \beta \})^2}{m_{\tilde{f}}^2 (A_f - \mu \{ \cot \beta ; \tan \beta \})^2 + (m_{\tilde{f}_R}^2 - m_{\tilde{f}_1}^2)^2}}. \end{aligned} \quad (1.18)$$

The negative sign in (1.18) corresponds to  $u$ -type squarks, the positive sign to  $d$ -type ones.  $m_{\tilde{f}_R}^2 \equiv M_{\tilde{Q}'}^2 + M_Z^2 \cos 2\beta Q_f s_W^2 + m_f^2$  denotes the lower right entry in the squark mass matrix (1.14). The masses are given by the eigenvalues of the mass matrix:

$$\begin{aligned} m_{\tilde{f}_{1,2}}^2 &= \frac{1}{2} \left[ M_{\tilde{Q}}^2 + M_{\tilde{Q}'}^2 \right] + \frac{1}{2} M_Z^2 \cos 2\beta I_3^f + m_f^2 \\ &\begin{cases} \pm \frac{c_f}{2} \sqrt{\left[ M_{\tilde{Q}}^2 - M_{\tilde{Q}'}^2 + M_Z^2 \cos 2\beta (I_3^f - 2Q_f s_W^2) \right]^2 + 4m_f^2 (A_u - \mu \cot \beta)^2} \\ \pm \frac{c_f}{2} \sqrt{\left[ M_{\tilde{Q}}^2 - M_{\tilde{Q}'}^2 + M_Z^2 \cos 2\beta (I_3^f - 2Q_f s_W^2) \right]^2 + 4m_f^2 (A_d - \mu \tan \beta)^2} \end{cases} \\ c_f &= \operatorname{sgn} \left[ M_{\tilde{Q}}^2 - M_{\tilde{Q}'}^2 + M_Z^2 \cos 2\beta (I_3^f - 2Q_f s_W^2) \right] \end{aligned} \quad (1.19)$$

for  $u$ -type and  $d$ -type squarks, respectively. Since the non-diagonal entry of the mass matrix eq. (1.14) is proportional to the fermion mass, mixing becomes particularly important for  $\tilde{f} = \tilde{t}$ , in the case of  $\tan \beta \gg 1$  also for  $\tilde{f} = \tilde{b}$ .

For later purposes it is convenient to express the squark mass matrix in terms of the physical masses  $m_{\tilde{f}_1}, m_{\tilde{f}_2}$  and the mixing angle  $\theta_{\tilde{f}}$ :

$$\mathbf{Z} = \begin{pmatrix} \cos^2 \theta_{\tilde{f}} m_{\tilde{f}_1}^2 + \sin^2 \theta_{\tilde{f}} m_{\tilde{f}_2}^2 & \sin \theta_{\tilde{f}} \cos \theta_{\tilde{f}} (m_{\tilde{f}_1}^2 - m_{\tilde{f}_2}^2) \\ \sin \theta_{\tilde{f}} \cos \theta_{\tilde{f}} (m_{\tilde{f}_1}^2 - m_{\tilde{f}_2}^2) & \sin^2 \theta_{\tilde{f}} m_{\tilde{f}_1}^2 + \cos^2 \theta_{\tilde{f}} m_{\tilde{f}_2}^2 \end{pmatrix}. \quad (1.20)$$

$A_f$  can be written as follows:

$$A_f = \frac{\sin \theta_{\tilde{f}} \cos \theta_{\tilde{f}} (m_{\tilde{f}_1}^2 - m_{\tilde{f}_2}^2)}{m_f} + \mu \{ \cot \beta ; \tan \beta \}. \quad (1.21)$$

### 1.2.3 Charginos

The charginos  $\tilde{\chi}_i^+$  ( $i = 1, 2$ ) are four component Dirac fermions. The mass eigenstates are obtained from the winos  $\tilde{W}^\pm$  and the charged higgsinos  $\tilde{H}_1^-, \tilde{H}_2^+$ :

$$\tilde{W}^+ = \begin{pmatrix} -i\lambda^+ \\ i\bar{\lambda}^- \end{pmatrix} ; \quad \tilde{W}^- = \begin{pmatrix} -i\lambda^- \\ i\bar{\lambda}^+ \end{pmatrix} ; \quad \tilde{H}_2^+ = \begin{pmatrix} \psi_{H_2}^+ \\ \bar{\psi}_{H_1}^- \end{pmatrix} ; \quad \tilde{H}_1^- = \begin{pmatrix} \psi_{H_1}^- \\ \bar{\psi}_{H_2}^+ \end{pmatrix}. \quad (1.22)$$

The chargino masses are defined as mass eigenvalues of the diagonalized mass matrix,

$$\mathcal{L}_{\tilde{\chi}^+, \text{mass}} = -\frac{1}{2} (\psi^+, \psi^-) \begin{pmatrix} 0 & \mathbf{X}^T \\ \mathbf{X} & 0 \end{pmatrix} \begin{pmatrix} \psi^+ \\ \psi^- \end{pmatrix} + \text{h.c.} , \quad (1.23)$$

or given in terms of two-component fields

$$\begin{aligned} \psi^+ &= (-i\lambda^+, \psi_{H_2}^+) \\ \psi^- &= (-i\lambda^-, \psi_{H_1}^-) \end{aligned} , \quad (1.24)$$

where  $\mathbf{X}$  is given by

$$\mathbf{X} = \begin{pmatrix} M_2 & \sqrt{2} M_W \sin \beta \\ \sqrt{2} M_W \cos \beta & \mu \end{pmatrix} . \quad (1.25)$$

In the mass matrix  $M_2$  is the soft SUSY-breaking parameter for the Majorana mass term.  $\mu$  is the Higgsino mass parameter from the Higgs potential eq. (1.1).

The physical (two-component) mass eigenstates are obtained via unitary ( $2 \times 2$ ) matrices  $\mathbf{U}$  and  $\mathbf{V}$ :

$$\begin{aligned} \chi_i^+ &= V_{ij} \psi_j^+ \\ \chi_i^- &= U_{ij} \psi_j^- \end{aligned} \quad i, j = 1, 2 . \quad (1.26)$$

This results in a four-component Dirac spinor

$$\tilde{\chi}_i^+ = \begin{pmatrix} \chi_i^+ \\ \bar{\chi}_i^- \end{pmatrix} \quad i = 1, 2 , \quad (1.27)$$

where  $\mathbf{U}$  and  $\mathbf{V}$  are given by

$$\mathbf{U} = \mathbf{O}_- \quad ; \quad \mathbf{V} = \begin{cases} \mathbf{O}_+ & \det \mathbf{X} > 0 \\ \sigma_3 \mathbf{O}_+ & \det \mathbf{X} < 0 \end{cases} \quad (1.28)$$

with

$$\mathbf{O}_\pm = \begin{pmatrix} \cos \phi_\pm & \sin \phi_\pm \\ -\sin \phi_\pm & \cos \phi_\pm \end{pmatrix} ; \quad (1.29)$$

$\cos \phi_\pm$  und  $\sin \phi_\pm$  are given by ( $\epsilon = \text{sgn}[\det \mathbf{X}]$ )

$$\begin{aligned} \tan \phi_+ &= \frac{\sqrt{2} M_W (\sin \beta m_{\tilde{\chi}_1^+} + \epsilon \cos \beta m_{\tilde{\chi}_2^+})}{(M_2 m_{\tilde{\chi}_1^+} + \epsilon \mu m_{\tilde{\chi}_2^+})} \\ \tan \phi_- &= \frac{-\mu m_{\tilde{\chi}_1^+} - \epsilon M_2 m_{\tilde{\chi}_2^+}}{\sqrt{2} M_W (\sin \beta m_{\tilde{\chi}_1^+} + \epsilon \cos \beta m_{\tilde{\chi}_2^+})} . \end{aligned} \quad (1.30)$$

(If  $\phi_+ < 0$  it has to be replaced by  $\phi_+ + \pi$ .)  $m_{\tilde{\chi}_1^+}$  and  $m_{\tilde{\chi}_2^+}$  are the eigenvalues of the diagonalized matrix

$$\mathbf{M}_{\text{diag}, \tilde{\chi}^+}^2 = \mathbf{V} \mathbf{X}^\dagger \mathbf{X} \mathbf{V}^{-1} = \mathbf{U}^* \mathbf{X} \mathbf{X}^\dagger (\mathbf{U}^*)^{-1}$$

$$\mathbf{M}_{\text{diag}, \tilde{\chi}^+} = \mathbf{U}^* \mathbf{X} \mathbf{V}^{-1} = \begin{pmatrix} m_{\tilde{\chi}_1^+} & 0 \\ 0 & m_{\tilde{\chi}_2^+} \end{pmatrix}. \quad (1.31)$$

They are given by

$$m_{\tilde{\chi}_{1,2}^+}^2 = \frac{1}{2} \left\{ M_2^2 + \mu^2 + 2M_W^2 \mp \left[ (M_2^2 - \mu^2)^2 + 4M_W^4 \cos^2 2\beta + 4M_W^2 (M_2^2 + \mu^2 + 2\mu M_2 \sin 2\beta) \right]^{\frac{1}{2}} \right\}. \quad (1.32)$$

## 1.2.4 Neutralinos

Neutralinos  $\tilde{\chi}_i^0$  ( $i = 1, 2, 3, 4$ ) are four-component Majorana fermions. They are the mass eigenstates of the photino,  $\tilde{\gamma}$ , the zino,  $\tilde{Z}$ , and the neutral higgsinos,  $\tilde{H}_1^0$  and  $\tilde{H}_2^0$ , with

$$\tilde{\gamma} = \begin{pmatrix} -i\lambda_\gamma \\ i\bar{\lambda}_\gamma \end{pmatrix} ; \quad \tilde{Z} = \begin{pmatrix} -i\lambda_Z \\ i\bar{\lambda}_Z \end{pmatrix} ; \quad \tilde{H}_1^0 = \begin{pmatrix} \psi_{H_1}^0 \\ \bar{\psi}_{H_1}^0 \end{pmatrix} ; \quad \tilde{H}_2^0 = \begin{pmatrix} \psi_{H_2}^0 \\ \bar{\psi}_{H_2}^0 \end{pmatrix}. \quad (1.33)$$

Analogously to the SM, the photino and zino are mixed states from the bino,  $\tilde{B}$ , and the wino,  $\tilde{W}$ ,

$$\tilde{B} = \begin{pmatrix} -i\lambda' \\ i\bar{\lambda}' \end{pmatrix} ; \quad \tilde{W}^3 = \begin{pmatrix} -i\lambda^3 \\ i\bar{\lambda}^3 \end{pmatrix}, \quad (1.34)$$

with

$$\begin{aligned} \tilde{\gamma} &= \tilde{W}^3 s_W + \tilde{B} c_W \\ \tilde{Z} &= \tilde{W}^3 c_W - \tilde{B} s_W. \end{aligned} \quad (1.35)$$

The mass term in the Lagrange density is given by

$$\mathcal{L}_{\tilde{\chi}^0, \text{mass}} = -\frac{1}{2} (\psi^0)^T \mathbf{Y} \psi^0 + \text{h.c.}, \quad (1.36)$$

with the two-component fermion fields

$$(\psi^0)^T = (-i\lambda', -i\lambda^3, \psi_{H_1}^0, \psi_{H_2}^0). \quad (1.37)$$

The mass matrix  $\mathbf{Y}$  is given by

$$\mathbf{Y} = \begin{pmatrix} M_1 & 0 & -M_Z s_W \cos \beta & M_Z s_W \sin \beta \\ 0 & M_2 & M_Z c_W \cos \beta & -M_Z c_W \sin \beta \\ -M_Z s_W \cos \beta & M_Z c_W \cos \beta & 0 & -\mu \\ M_Z s_W \sin \beta & -M_Z c_W \sin \beta & -\mu & 0 \end{pmatrix}. \quad (1.38)$$

The physical neutralino mass eigenstates are obtained with the unitary transformation matrix  $\mathbf{N}$ :

$$\chi_i^0 = N_{ij} \psi_j^0 \quad i, j = 1, \dots, 4, \quad (1.39)$$

resulting in the four-component spinor (representing the mass eigenstate)

$$\tilde{\chi}_i^0 = \begin{pmatrix} \chi_i^0 \\ \bar{\chi}_i^0 \end{pmatrix} \quad i = 1, \dots, 4. \quad (1.40)$$

The diagonal mass matrix is then given by

$$\mathbf{M}_{\text{diag}, \tilde{\chi}^0} = \mathbf{N}^* \mathbf{Y} \mathbf{N}^{-1}. \quad (1.41)$$

### 1.2.5 Gluinos

The gluino,  $\tilde{g}$ , is the spin 1/2 superpartner (Majorana fermion) of the gluon. According to the 8 generators of  $SU(3)_C$  (colour octet), there are 8 gluinos, all having the same Majorana mass

$$m_{\tilde{g}} = M_3. \quad (1.42)$$

In SUSY GUTs  $M_1$ ,  $M_2$  and  $M_3$  are not independent but connected via

$$m_{\tilde{g}} = M_3 = \frac{g_3^2}{g_2^2} M_2 = \frac{\alpha_s}{\alpha_{\text{em}}} s_W^2 M_2, \quad M_1 = \frac{5}{3} \frac{s_W^2}{c_W^2} M_2. \quad (1.43)$$

### 1.2.6 Non-minimal flavour violation

The most general flavour structure of the soft SUSY-breaking sector with flavour non-diagonal terms would induce large flavour-changing neutral-currents, contradicting the experimental results [3]. Attempts to avoid this kind of problem include flavour-diagonal SUSY-breaking scenarios, like minimal Supergravity (with universality assumptions) or gauge-mediated SUSY-breaking, see the next subsection. In these scenarios, the sfermion-mass matrices are flavour diagonal in the same basis as the quark matrices at the SUSY-breaking scale. However, a certain amount of flavour mixing is generated due to the renormalization-group evolution from the SUSY-breaking scale down to the electroweak scale. Estimates of this radiatively induced off-diagonal squark-mass terms indicate that the largest entries are those connected to the SUSY partners of the left-handed quarks [21,22], generically denoted as  $\Delta_{LL}$ . Those off-diagonal soft SUSY-breaking terms scale with the square of diagonal soft SUSY-breaking masses  $M_{\text{SUSY}}$ , whereas the  $\Delta_{LR}$  and  $\Delta_{RL}$  terms scale linearly, and  $\Delta_{RR}$  with zero power of  $M_{\text{SUSY}}$ . Therefore, usually the hierarchy  $\Delta_{LL} \gg \Delta_{LR,RL} \gg \Delta_{RR}$  is realized. It was also shown in Refs. [21,22] that mixing between the third and second generation squarks can be numerically significant due to the involved third-generation Yukawa couplings. On the other hand, there are strong experimental bounds on squark mixing involving the first generation, coming from data on  $K^0-\bar{K}^0$  and  $D^0-\bar{D}^0$  mixing [23,24].

Considering the scalar quark sector with non-minimal flavour violation (NMFV) for the second and third generation, the squark mass matrices in the basis of  $(\tilde{c}_L, \tilde{t}_L, \tilde{c}_R, \tilde{t}_R)$  and  $(\tilde{s}_L, \tilde{b}_L, \tilde{s}_R, \tilde{b}_R)$  are given by

$$M_{\tilde{u}}^2 = \begin{pmatrix} M_{\tilde{L}_c}^2 & \Delta_{LL}^t & m_c X_c & \Delta_{LR}^t \\ \Delta_{LL}^t & M_{\tilde{L}_t}^2 & \Delta_{RL}^t & m_t X_t \\ m_c X_c & \Delta_{RL}^t & M_{\tilde{R}_c}^2 & \Delta_{RR}^t \\ \Delta_{LR}^t & m_t X_t & \Delta_{RR}^t & M_{\tilde{R}_t}^2 \end{pmatrix} \quad (1.44)$$

$$M_{\tilde{d}}^2 = \begin{pmatrix} M_{\tilde{L}_s}^2 & \Delta_{LL}^b & M_S X_s & \Delta_{LR}^b \\ \Delta_{LL}^b & M_{\tilde{L}_b}^2 & \Delta_{RL}^b & m_b X_b \\ M_S X_s & \Delta_{RL}^b & M_{\tilde{R}_s}^2 & \Delta_{RR}^b \\ \Delta_{LR}^b & m_b X_b & \Delta_{RR}^b & M_{\tilde{R}_b}^2 \end{pmatrix} \quad (1.45)$$

with

$$\begin{aligned} M_{\tilde{L}_q}^2 &= M_{\tilde{Q}_q}^2 + m_q^2 + \cos 2\beta M_Z^2 (T_3^q - Q_q s_W^2) \\ M_{\tilde{R}_q}^2 &= M_{\tilde{U}_q}^2 + m_q^2 + \cos 2\beta M_Z^2 Q_q s_W^2 \quad (q = t, c) \\ M_{\tilde{R}_q}^2 &= M_{\tilde{D}_q}^2 + m_q^2 + \cos 2\beta M_Z^2 Q_q s_W^2 \quad (q = b, s) \\ X_q &= A_q - \mu (\tan \beta)^{-2T_3^q} \end{aligned} \quad (1.46)$$

where  $m_q$ ,  $Q_q$  and  $T_3^q$  are the mass, electric charge and weak isospin of the quark  $q$ .  $M_{\tilde{Q}_q}$ ,  $M_{\tilde{U}_q}$ ,  $M_{\tilde{D}_q}$  are the soft SUSY-breaking parameters. The  $SU(2)$  structure of the model requires  $M_{\tilde{Q}_q}$  to be equal for  $\tilde{t}$  and  $\tilde{b}$  as well as for  $\tilde{c}$  and  $\tilde{s}$ .

In order to diagonalize the two  $4 \times 4$  squark mass matrices, two  $4 \times 4$  rotation matrices,  $R_{\tilde{u}}$  and  $R_{\tilde{d}}$ , are needed,

$$\tilde{u}_\alpha = R_{\tilde{u}}^{\alpha,j} \begin{pmatrix} \tilde{c}_L \\ \tilde{t}_L \\ \tilde{c}_R \\ \tilde{t}_R \end{pmatrix}_j, \quad \tilde{d}_\alpha = R_{\tilde{d}}^{\alpha,j} \begin{pmatrix} \tilde{s}_L \\ \tilde{b}_L \\ \tilde{s}_R \\ \tilde{b}_R \end{pmatrix}_j, \quad (1.47)$$

yielding the diagonal mass-squared matrices as follows,

$$\text{diag}\{m_{\tilde{u}_1}^2, m_{\tilde{u}_2}^2, m_{\tilde{u}_3}^2, m_{\tilde{u}_4}^2\}^{\alpha,\beta} = R_{\tilde{u}}^{\alpha,i} (M_{\tilde{u}}^2)_{i,j} (R_{\tilde{u}}^{\beta,j})^\dagger, \quad (1.48)$$

$$\text{diag}\{m_{\tilde{d}_1}^2, m_{\tilde{d}_2}^2, m_{\tilde{d}_3}^2, m_{\tilde{d}_4}^2\}^{\alpha,\beta} = R_{\tilde{d}}^{\alpha,i} (M_{\tilde{d}}^2)_{i,j} (R_{\tilde{d}}^{\beta,j})^\dagger. \quad (1.49)$$

For the numerical analysis we use

$$\begin{aligned} \Delta_{LL}^t &= \lambda M_{\tilde{L}_t} M_{\tilde{L}_c}, & \Delta_{LR}^t &= \Delta_{RL}^t = \Delta_{RR}^t = 0, \\ \Delta_{LL}^b &= \lambda M_{\tilde{L}_b} M_{\tilde{L}_s}, & \Delta_{LR}^b &= \Delta_{RL}^b = \Delta_{RR}^b = 0. \end{aligned} \quad (1.50)$$

Feynman rules that involve two scalar quarks can be obtained from the rules given in the  $\tilde{f}_L, \tilde{f}_R$  basis by applying the corresponding rotation matrix ( $\tilde{q} = \tilde{u}, \tilde{d}$ ),

$$V(X \tilde{q}_\alpha \tilde{q}'_\beta) = R_{\tilde{q}}^{\alpha,i} R_{\tilde{q}'}^{\beta,j} V(X \tilde{q}_i \tilde{q}'_j). \quad (1.51)$$

Thereby  $V(X \tilde{q}_i \tilde{q}'_j)$  denotes a generic vertex in the  $\tilde{f}_L, \tilde{f}_R$  basis, and  $V(X \tilde{q}_\alpha \tilde{q}'_\beta)$  is the vertex in the NMFV mass-eigenstate basis. The Feynman rules for the vertices needed for our applications, i.e. the interaction of one and two Higgs or gauge bosons with two squarks, can be found in Ref. [25].



### 1.2.7 Unconstrained MSSM versus specific models for soft SUSY breaking

In the unconstrained MSSM no specific assumptions are made about the underlying SUSY-breaking mechanism, and a parametrization of all possible soft SUSY-breaking terms is used that do not alter the relation between the dimensionless couplings (which ensures that the absence of quadratic divergences is maintained). This parametrization has the advantage of being very general, but the disadvantage of introducing more than 100 new parameters in addition to the SM. While in principle these parameters (masses, mixing angles, complex phases) could be chosen independently of each other, experimental constraints from flavour-changing neutral currents, electric dipole moments, etc. seem to favour a certain degree of universality among the soft SUSY-breaking parameters.

Within a specific SUSY-breaking scenario, the soft SUSY-breaking terms can be predicted from a small set of input parameters. The most prominent scenarios in the literature are minimal Supergravity (mSUGRA) [26,27], minimal Gauge Mediated SUSY Breaking (mGMSB) [28] and minimal Anomaly Mediated SUSY Breaking (mAMSB) [29–31]. The mSUGRA and mGMSB scenarios have four parameters and a sign, while the mAMSB scenario can be specified in terms of three parameters and a sign.

Detailed experimental analyses within the multi-dimensional parameter space of the unconstrained MSSM would clearly be very involved. Therefore one often restricts to certain benchmark scenarios, see e.g. Refs. [32–35], or relies on underlying assumptions of a specific SUSY-breaking scenario.

The EWPO can be analyzed within the unconstrained MSSM (or extensions of it), which allows to set constraints on the SUSY parameter space in a rather general way. In our numerical analysis in chapter 3 we discuss the impact of EWPO in the context of the unconstrained MSSM, while in chapter 4 we focus on the mSUGRA, mGMSB and mAMSB scenarios as special cases.

### 1.2.8 Experimental bounds on SUSY particles

The non-observation of SUSY particles at the collider experiments carried out so far place lower bounds on the masses of SUSY particles which are typically of  $\mathcal{O}(100 \text{ GeV})$  [3]. These bounds, however, depend on certain assumptions on the SUSY parameter space, for instance on the couplings and decay characteristics of the particles or the validity of a certain SUSY-breaking scenario.

Relaxing some of these assumptions can result in bounds that are much weaker than the ones that are usually quoted. As an example, collider experiments do not provide any lower bound on the mass of the lightest neutralino if the GUT relation connecting  $M_1$  and  $M_2$ , see eq. (1.43), is lifted [36]. It is interesting to investigate in how far the results for EWPO can narrow down the parameter space where the bounds from direct searches are very weak. Such an analysis has been carried out, for instance, for a scenario with a light scalar bottom quark of  $\mathcal{O}(5 \text{ GeV})$ . In Ref. [37] it has been shown that a light scalar bottom quark is consistent with the constraints from the EWPO and the LEP Higgs search.

## 1.3 Electroweak precision observables

In general there are two possibilities for virtual effects of SUSY particles to be large enough to be detected at present and (near future) experiments. On the one hand, these are rare processes, where SUSY loop contributions do not compete with a large SM tree-level contribution. Examples are rare  $b$  decays like  $b \rightarrow s\gamma$ ,  $B_s \rightarrow \mu^+\mu^-$ , and electric dipole moments (EDMs). For processes of this kind the SUSY prediction for the rates can be much larger (sometimes by orders of magnitude) than the SM one.

On the other hand, EWPO which are known with an accuracy at the per cent level or better have the potential to allow a discrimination between quantum effects of the SM and SUSY models. Examples are the  $W$  boson mass,  $M_W$ , and the  $Z$ -boson observables, like the effective leptonic weak mixing angle,  $\sin^2 \theta_{\text{eff}}$ .

This distinction between rare processes and EWPO is of course not a completely rigid one. The anomalous magnetic moment of the muon, for instance, corresponds both to a rare process according to the above definition and to an EWPO which has been measured with high accuracy. In view of the prospects for precision measurements of the mass of the lightest  $\mathcal{CP}$ -even Higgs boson,  $m_h$ , at the next generation of colliders, we also treat  $m_h$  as an EWPO.

In the present report we concentrate our discussion on EWPO, in particular the observables in the  $W$ - and  $Z$ -boson sector, the anomalous magnetic moment of the muon, and the mass of the lightest  $\mathcal{CP}$ -even Higgs boson. We just briefly comment on rare processes in the following section and occasionally in our numerical discussion. For a more thorough investigation of the constraints on the SUSY parameter space we refer to the literature. For reviews of rare decays see Ref. [38], results for EDMs in the MSSM can be found in Refs. [39,40] and in references therein.

### 1.3.1 Constraints on the SUSY parameter space from rare processes

The branching ratio  $\text{BR}(b \rightarrow s\gamma)$  receives, besides the SM loop contribution involving the  $W$  boson and the top quark, additional contributions from chargino/stop and charged Higgs/stop loops [41]. The SUSY contributions are particularly large for light charged Higgs bosons and large  $\mu$  or  $\tan\beta$ . The currently available SUSY contributions to  $\text{BR}(b \rightarrow s\gamma)$  include the one-loop result and leading higher-order corrections. The comparison of the theory prediction with the data imposes important constraints on the parameter space both of general two-Higgs-doublet models and of the MSSM. In the latter case it is possible that the two kinds of additional contributions are individually large but interfere destructively with each other, resulting in only a small deviation of the decay rate from the SM prediction.

Another interesting channel is the decay  $B_s \rightarrow \mu^+\mu^-$ . The SM contribution to this decay is tiny, resulting in a BR of about  $10^{-9}$  [42]. Within SUSY, however, diagrams enhanced by  $\tan\beta^3$  can contribute. Thus the decay width can grow with  $\tan^6\beta$  and the BR can be much larger than in the SM [43], see Ref. [44] for a recent review. The available corrections in the MSSM consist of the full one-loop evaluation and the leading two-loop QCD corrections. The current bound from the Tevatron is  $\text{BR}(B_s \rightarrow \mu^+\mu^-) < 2.7 \times 10^{-7}$  at the 90% C.L. [45]. A substantial improvement in this bound can be expected in the forthcoming years.

A different way for probing SUSY is via its contribution to EDMs of heavy quarks [46], of the electron and the neutron (see Refs. [40,47] and references therein), or of deuterium [48]. While SM contributions start only at the three-loop level, due to its complex phases the MSSM can contribute already at one-loop order. Also the leading two-loop corrections for the electron and neutron EDMs are available. Large phases in the first two generations of (s)fermions can only be accommodated if these generations are assumed to be very heavy [49] or large cancellations occur [50], see however the discussion in Ref. [39].

### 1.3.2 Pseudo-observables versus realistic observables

The quantities that can be directly measured in experiments are cross sections, line shape observables, forward–backward asymmetries etc., deemed “realistic observables” in the language of Ref. [51]. The obtained results depend on the specific set of experimental cuts that have been applied and are influenced by detector effects and other details of the experimental setup. In order to determine quantities like masses, partial widths or couplings from the primarily measured observables, a deconvolution (unfolding) procedure is applied. This procedure involves manipulations like unfolding the QED corrections, subtracting photon-exchange and interference terms, subtracting box-diagram contributions, unfolding higher-order QCD corrections, etc. These secondary quantities are therefore called “pseudo-observables” in Ref. [51].

The procedure of going from realistic observables to pseudo-observables results in a slight model dependence of the pseudo-observables. As an example, the experimental value of the  $Z$ -boson mass has a slight dependence on the value of the Higgs-boson mass in the SM, see Refs. [18,52]. The EWPO on which we focus in this report are pseudo-observables in the sense outlined above. At the level of electroweak precision physics, it is important to keep in mind that in order to obtain the numerical values of the EWPO given in the literature the Standard Model has been used in several steps for calculating the subtraction terms. An obvious model dependence also occurs if, instead of performing an explicit subtraction of SM terms, parameters like  $M_Z$ ,  $\alpha_s(M_Z)$ , etc. are determined directly from a SM fit, containing the full set of SM corrections, to the realistic observables.

Using the same numerical values of the EWPO as input for analyses within the MSSM (or other extensions of the SM) is obviously only justified if new physics contributions to the subtraction terms and the implemented higher-order corrections are negligible. As an example, the experimental value extracted for  $\alpha_s(M_Z)$  in the MSSM (for a given SUSY mass spectrum) would somewhat differ from the SM value of  $\alpha_s(M_Z)$ .

A consistent treatment of the model dependence of the EWPO is necessary in a precision analysis of the MSSM. At the current level of experimental precision the shift induced in the EWPO from taking into account the full MSSM particle content instead of the SM will normally be of minor importance. In some regions of the parameter space, in particular where some of the SUSY particles are very light, an explicit verification of the above assumption would however be desirable.

Concerning the determination of the MSSM parameters, additional complications arise compared to the SM case. In general the model dependence is relatively small for masses, since the mass of a particle can closely be related to one particular realistic observable. For couplings (with the exception of the electromagnetic coupling in the Thomson limit), mixing

angles, etc., on the other hand, the model dependence is relatively large. In contrast to the SM, many of the MSSM parameters are not closely related to one particular observable, e.g.  $\tan\beta$ ,  $\mu$ , the stop and sbottom mixing angles, complex phases, etc., resulting in a relatively large model dependence. Therefore, the approach of extracting pseudo-observables with only a fairly small model dependence seems not to be transferable to the case of the MSSM. It seems that eventually the MSSM parameters will have to be determined in a global fit of the MSSM to a large set of observables, taking into account higher-order corrections within the MSSM, see Refs. [53,54] or Ref. [55] for an attempt of a coordinated effort.

### 1.3.3 EWPO versus effective parameters

In this report we focus our discussion on the EWPO, i.e. (pseudo-)observables like the  $W$ -boson mass,  $M_W$ , the effective leptonic weak mixing angle,  $\sin^2\theta_{\text{eff}}$ , the leptonic width of the  $Z$  boson,  $\Gamma_l$ , the anomalous magnetic moment of the muon,  $a_\mu \equiv (g-2)_\mu/2$ , the mass of the lightest  $\mathcal{CP}$ -even MSSM Higgs boson,  $m_h$ , etc. In the literature virtual effects of SUSY particles are often discussed in terms of effective parameters instead of the EWPO (see e.g. Ref. [56] and references therein). We do not follow this approach, and just briefly comment about it in the following.

Since for the accuracies anticipated at future colliders, see Tab. 1.4 below, it is particularly important to have a precise understanding of how effects of new physics can be probed in a sensible way, the virtues and range of applicability of effective parameters need to be assessed.

A widely used set of parameters are the  $S$ ,  $T$ ,  $U$  parameters [57]. They are defined such that they describe the effects of new physics contributions that enter only via vacuum-polarization effects (i.e. self-energy corrections) to the vector boson propagators of the SM (i.e. the new physics contributions are assumed to have negligible couplings to SM fermions). The  $S$ ,  $T$ ,  $U$  parameters can be computed in different models of new physics as certain combinations of one-loop self-energies. Experimentally, their values are determined by comparing the measured values  $\mathcal{A}_i^{\text{exp}}$  of a number of observables with their values predicted by the SM,  $\mathcal{A}_i^{\text{SM}}$ , i.e.  $\mathcal{A}_i^{\text{exp}} = \mathcal{A}_i^{\text{SM}} + f_i^{\text{NP}}(S, T, U)$ . Here  $\mathcal{A}_i^{\text{SM}}$  contains all known radiative corrections in the SM, while  $f_i^{\text{NP}}(S, T, U)$  is a (linear) function of the parameters  $S$ ,  $T$ ,  $U$  and describes the contributions of new physics. The SM prediction  $\mathcal{A}_i^{\text{SM}}$  is evaluated for a reference value of  $m_t$  and  $M_H$ . For most precision observables the corrections caused by a variation of  $m_t$  and  $M_H$  at one-loop order can also be absorbed into the parameters  $S$ ,  $T$ , and  $U$ . A non-zero result for  $S$ ,  $T$ ,  $U$  determined in this way indicates non-vanishing contributions of new physics (with respect to the SM reference value).

From their definition, it is obvious that the  $S$ ,  $T$ ,  $U$  parameters can only be applied for parameterizing effects of physics *beyond* the SM. Taking into account the full contributions within the SM cannot be avoided, as these contributions (containing also vertex and box corrections) cannot consistently be absorbed into the  $S$ ,  $T$ ,  $U$  parameters (for a more detailed discussion of this point, see Ref. [58]).

Examples of new physics contributions that can be described in the framework of the  $S$ ,  $T$ ,  $U$  parameters are contributions from a fourth generation of heavy fermions or effects from scalar quark loops to the  $W$ - and  $Z$ -boson observables. A counter example going beyond the  $S$ ,  $T$ ,  $U$  framework are SUSY corrections to the anomalous magnetic moment of the

muon. According to their definition, the  $S$ ,  $T$ ,  $U$  parameters are restricted to leading order contributions of new physics. They should therefore be applied only for the description of *small* deviations from the SM predictions, for which a restriction to the leading order is permissible. It appears to be questionable, on the other hand, to apply them to cases of very large deviations from the SM, like extensions of the SM with a very heavy Higgs boson in the range of several TeV.

Other parameterizations have been suggested (see e.g. Refs. [59,60]) with no reference to the SM contribution and which are not restricted in the possible kinds of new physics. These parameterizations are defined as certain linear combinations of different observables. It is however not in all cases obvious that studying the experimental values and the theory predictions for these parameters is of advantage compared to studying the EWPO themselves. For a recent discussion of effective parameters, see also Ref. [61].

### 1.3.4 Current experimental status of EWPO

LEP, SLC, the Tevatron, and low-energy experiments have collected an enormous amount of data on EWPO. Examples for the current experimental status of EWPO are given in Tab. 1.3, including their relative experimental precision. The quantities in the first three lines,  $M_Z$ ,  $G_F$ , and  $m_t$ , are usually employed as input parameters for the theoretical predictions. The observables  $M_W$ ,  $\sin^2 \theta_{\text{eff}}$ ,  $\Gamma_Z$ , on the other hand, are used for testing the electroweak theory by comparing the experimental results with the theory predictions. Comparing the typical size of electroweak quantum effects, which is at the per cent level, with the relative accuracies in Tab. 1.3, which are at the per mille level, clearly shows the sensitivity of the electroweak precision data to loop effects.

	central value	absolute error	relative error
$M_Z$ [GeV]	91.1875	$\pm 0.0021$	$\pm 0.002\%$
$G_\mu$ [GeV $^{-2}$ ]	$1.16637 \times 10^{-5}$	$\pm 0.00001 \times 10^{-5}$	$\pm 0.0009\%$
$m_t$ [GeV]	178.0	$\pm 4.3$	$\pm 2.4\%$
$M_W$ [GeV]	80.425	$\pm 0.034$	$\pm 0.04\%$
$\sin^2 \theta_{\text{eff}}$	0.23150	$\pm 0.00016$	$\pm 0.07\%$
$\Gamma_Z$ [GeV]	2.4952	$\pm 0.0023$	$\pm 0.09\%$

Table 1.3: Examples of EWPO with their current absolute and relative experimental errors [3,18].

The experimental accuracy of the precision observables will further be improved at the currently ongoing Run II of the Tevatron, the LHC and a future ILC, with the possible option of a high luminosity low-energy run, GigaZ [7–9,62]. The most significant improvements among the EWPO can be expected for  $M_W$  and  $\sin^2 \theta_{\text{eff}}$ . If the Higgs boson will be detected, a precise measurement of its mass will be important for testing the electroweak

theory. Concerning the input parameters, the experimental error of the top-quark mass is the dominant source of theoretical uncertainty in electroweak precision tests. This will remain to be the case even with the accuracy on  $m_t$  reachable at the LHC [63]. Thus, the high-precision measurement of  $m_t$  at the ILC will be crucial for an increased sensitivity to virtual effects of new physics [63,64].

The prospective accuracy for  $M_W$ ,  $\sin^2 \theta_{\text{eff}}$ ,  $m_t$  and  $m_h$  (for a value of  $m_h \approx 120$  GeV) at the Tevatron, at the LHC (combined with the data collected at the Tevatron) and the ILC (with and without GigaZ option) are summarized in Tab. 1.4 (see Ref. [65] and references therein).

	now	Tevatron	LHC	ILC	ILC with GigaZ
$\delta \sin^2 \theta_{\text{eff}} (\times 10^5)$	16	—	14–20	—	1.3
$\delta M_W$ [MeV]	34	20	15	10	7
$\delta m_t$ [GeV]	4.3	2.5	1.5	0.2	0.1
$\delta m_h$ [MeV]	—	—	200	50	50

Table 1.4: Current and anticipated future experimental uncertainties for  $\sin^2 \theta_{\text{eff}}$ ,  $M_W$ ,  $m_t$ , and  $m_h$  (the latter assuming  $m_h \approx 115$  GeV). Each column represents the combined results of all detectors and channels at a given collider, taking into account correlated systematic uncertainties, see Ref. [65] for details. Updated Tevatron numbers can be found in Ref. [66].

Another EWPO with a high sensitivity to virtual effects of SUSY particles is the anomalous magnetic moment of the muon,  $a_\mu \equiv (g - 2)_\mu/2$ . The final result of the Brookhaven “Muon  $g - 2$  Experiment” (E821) for  $a_\mu$  reads [19]

$$a_\mu^{\text{exp}} = (11\,659\,208 \pm 5.8) \times 10^{-10} . \quad (1.52)$$

The interpretation of this measurement within SUSY strongly depends on the corresponding SM evaluation. The SM prediction depends on the evaluation of the hadronic vacuum polarization and light-by-light contributions. The former have been evaluated by Refs. [67–70], the latter by Ref. [71], but there is a recent reevaluation [72], describing a possible shift of the central value by  $5.6 \times 10^{-10}$ . Depending on which hadronic evaluation is chosen, the difference between experiment and the SM prediction lies between the two values (including the updated QED result from Ref. [73])

$$a_\mu^{\text{exp}} - a_\mu^{\text{theo}} \text{ ( [68]+ [71] )} = (31.7 \pm 9.5) \times 10^{-10} : 3.3 \sigma , \quad (1.53)$$

$$a_\mu^{\text{exp}} - a_\mu^{\text{theo}} \text{ ( [67]+ [72] )} = (20.2 \pm 9.0) \times 10^{-10} : 2.1 \sigma . \quad (1.54)$$

These evaluations are all obtained with a  $\Delta\alpha_{\text{had}}$  determination from  $e^+e^-$  data. Recent analyses concerning  $\tau$  data indicate that uncertainties due to isospin breaking effects may have been underestimated earlier [69]. Furthermore new data obtained at KLOE [74], where the radiative return is used to obtain data on  $\Delta\alpha_{\text{had}}$ , agrees with the older  $e^+e^-$  data.

This, together with a continuing discussion about the uncertainties inherent in the isospin transformation from  $\tau$  decay, has led to the proposal to leave out the  $\tau$  data in the  $\Delta\alpha_{\text{had}}$  determination, resulting in the estimate [75]

$$a_{\mu}^{\text{exp}} - a_{\mu}^{\text{theo}} = (25.2 \pm 9.2) \times 10^{-10} : 2.7 \sigma . \quad (1.55)$$

# Chapter 2

## Theoretical evaluation of precision observables

### 2.1 Regularisation and renormalization of supersymmetric theories

#### 2.1.1 Basic strategy

In higher-order perturbation theory the relations between the formal parameters and measurable quantities are different from the tree-level relations in general. Moreover, the procedure is obscured by the appearance of divergences in the loop integrations. For a mathematically consistent treatment one has to regularize the theory, e.g. by dimensional regularization (DREG), where the regularization is performed by analytically continuing the space-time dimension from 4 to  $D$  [76,77]. But then the relations between the physical quantities and the parameters become cut-off-dependent. Hence, the parameters of the basic Lagrangian, the “bare” parameters, have no physical meaning. On the other hand, the relations between measurable physical quantities, where the parameters drop out, are finite and independent of the cut-off. It is therefore in principle possible to perform tests of the theory in terms of such relations by eliminating the bare parameters.

Alternatively, one may replace the bare parameters by renormalized ones by multiplicative renormalization for each bare parameter  $a_0$ ,

$$a_0 = Z_a a = a + \delta a \tag{2.1}$$

with renormalization constants  $Z_a$  different from 1 by a higher-order term. The renormalized parameters  $a$  are finite and fixed by a set of renormalization conditions. The decomposition (2.1) is to a large extent arbitrary. Only the divergent parts are determined directly by the structure of the divergences of the loop amplitudes. The finite parts depend on the choice of the explicit renormalization conditions. These conditions determine the physical meaning of the renormalized parameters.

Before predictions can be made from the theory, a set of independent parameters has to be taken from experiment. In practical calculations the free SM parameters are usually fixed by using  $\alpha$ ,  $G_\mu$ ,  $M_Z$ ,  $m_f$ ,  $\alpha_s$  (and possibly entries of the quark and lepton mass matrices,



if the off-diagonal entries are not neglected) as physical input quantities. They have to be supplemented by the empirically unknown input parameters for the Higgs sector and the SUSY breaking sector. Differences between various schemes are formally of higher order than the one under consideration. The study of the scheme dependence of the perturbative results, possibly after improvement by resummation of the leading terms, gives an indication of the possible size of missing higher-order contributions.

On the theoretical side, a thorough control of the quantization and the renormalization of the MSSM as a supersymmetric gauge theory, with spontaneously broken gauge symmetry and softly broken supersymmetry, is required. This is not only a theoretical question for establishing a solid and consistent theoretical framework but also a matter of practical importance for concrete higher-order calculations, where the quantum contributions to the Green functions have to fulfil the symmetry properties of the underlying theory. An increasing number of phenomenological applications has been carried out in the Wess-Zumino gauge where the number of unphysical degrees of freedom is minimal, but where supersymmetry is no longer manifest.

Moreover, a manifestly supersymmetric and gauge-invariant regularization for divergent loop integrals is missing. The prescription of DREG preserves the Lorentz and the gauge invariance of the theory, apart from problems related to the treatment of  $\gamma_5$  in dimensions other than 4. In supersymmetric theories, however, a  $D$ -dimensional treatment of vector fields leads to a mismatch between the fermionic and bosonic degrees of freedom, which gives rise to a breaking of the supersymmetric relations. This led to the development of dimensional reduction (DRED) [78]. In this scheme only the momenta are treated as  $D$ -dimensional, while the fields and the Dirac algebra are kept 4-dimensional. It leads to ambiguities related to the treatment of  $\gamma_5$  [79], and therefore cannot be consistently applied at all orders (for a review, see Ref. [80]). Hence, renormalization and the structure of counterterms have to be adapted by exploiting the basic symmetries expressed in terms of the supersymmetric BRS transformations [81]. An additional complication in the conventional approach assuming an invariant regularization scheme, however, arises from the modification of the symmetry transformations themselves by higher-order terms.

The method of algebraic renormalization, applied in Ref. [82] to the electroweak SM and in Ref. [83] for the MSSM, avoids the difficulties of the conventional approach. The theory is defined at the classical as well as the quantum level by the particle content and by the basic symmetries. The essential feature of the algebraic method is the combination of all symmetries into the BRS transformations leading to the Slavnov-Taylor (ST) identity. In this way, the theory is defined by symmetry requirements that have to be satisfied after renormalization in all orders of perturbation theory. In the case of symmetry violation in the course of explicitly calculating vertex functions in a given order, additional non-invariant counterterms are uniquely determined to restore the symmetry, besides the invariant counterterms needed for absorbing the divergences and for the normalization of fields and parameters. Examples are given in Ref. [84,85] for supersymmetric QED and QCD and in Ref. [86] for the SM case. Explicit evaluations at the one-loop level in supersymmetric models [84,85,87] have shown that DRED yields the correct counter terms.

In the following we discuss the renormalization of several sectors of the MSSM. We focus on the sectors that are needed for the one- and two-loop calculations reviewed below and restrict ourselves to the order in perturbation theory required there. These sectors are the

SM gauge bosons, the electric charge, the quark and scalar quark sector as well as the MSSM Higgs boson sector.

As mentioned above, many MSSM parameters are not closely related to one particular physical observable, so that no obvious ‘best choice’ exists for their renormalization. Examples treated below are  $\tan\beta$  and the mixing angles in the scalar quark sector. Various definitions for these parameters already exist in the literature (the situation is similar to the case of the weak mixing angle of the electroweak theory, where the use of several different definitions in the literature caused some confusion in the early days of electroweak higher-order corrections). We will briefly comment on some of them below. In view of the large number of MSSM parameters there is clearly a need to establish some common standards in the literature in order to allow for a transparent comparison of different results. Requirements that a renormalization scheme for the whole MSSM should fulfil are in particular a coherent treatment of all sectors, applicability for both QCD and electroweak corrections, and numerical stability. Furthermore aspects of gauge (in-)dependence need to be addressed. When formulating renormalization prescriptions for the MSSM particular care has to be taken in order to respect the underlying symmetry relations of the theory. While in the SM all masses of the particles can be fixed by independent renormalization conditions, in a supersymmetric theory various relations exist between different masses. Therefore only a subset of the mass parameters of the theory can be renormalized independently. The counterterms for the other masses are then determined in terms of the independent counterterms. For a discussion of these issues, see e.g. Ref. [88].

### 2.1.2 Gauge boson mass renormalization

We discuss here the renormalization of the gauge-boson masses in the on-shell scheme [89] at the one-loop level. Writing the  $W$  and  $Z$  self-energies as

$$\Sigma_{\mu\nu}^{W,Z}(q) = \left( -g_{\mu\nu} + \frac{q_\mu q_\nu}{q^2} \right) \Sigma^{W,Z}(q^2) + \dots, \quad (2.2)$$

where the scalar functions  $\Sigma^{W,Z}(q^2)$  are the transverse parts of the self-energies, and defining  $\Sigma_{\mu\nu}^{W,Z}$  to correspond to  $(-i)$  times the loop diagrams by convention, we have for the one-loop propagators ( $V = W, Z$ )

$$\frac{-ig^{\mu\sigma}}{q^2 - M_V^2} (i \Sigma_{\rho\sigma}^V) \frac{-ig^{\rho\nu}}{q^2 - M_V^2} = \frac{-ig^{\mu\nu}}{q^2 - M_V^2} \left( \frac{-\Sigma^V(q^2)}{q^2 - M_V^2} \right), \quad (2.3)$$

where terms proportional to  $q_\mu q_\nu$  (see eq. (2.2)) have been omitted (they are suppressed if the propagator is attached to a light external fermion).

Resumming all self-energy terms yields a geometric progression for the dressed propagators:

$$\begin{aligned} & \frac{-ig_{\mu\nu}}{q^2 - M_V^2} \left[ 1 + \left( \frac{-\Sigma^V}{q^2 - M_V^2} \right) + \left( \frac{-\Sigma^V}{q^2 - M_V^2} \right)^2 + \dots \right] \\ &= \frac{-ig_{\mu\nu}}{q^2 - M_V^2 + \Sigma^V(q^2)}. \end{aligned} \quad (2.4)$$

The locations of the poles in the propagators are shifted by the self-energies. Consequently, the masses in the Lagrangian can no longer be interpreted as the physical masses of the  $W$  and  $Z$  bosons once loop corrections are taken into account. The mass renormalization relates these “bare masses” to the physical masses  $M_W, M_Z$  by

$$\begin{aligned} M_W^{02} &= M_W^2 + \delta M_W^2, \\ M_Z^{02} &= M_Z^2 + \delta M_Z^2, \end{aligned} \tag{2.5}$$

with counterterms of one-loop order. The propagators corresponding to this prescription are given by

$$\frac{-ig_{\mu\nu}}{q^2 - M_V^{02} + \Sigma^V(q^2)} = \frac{-ig_{\mu\nu}}{q^2 - M_V^2 - \delta M_V^2 + \Sigma^V(q^2)} \tag{2.6}$$

instead of (2.4). The renormalization conditions which ensure that  $M_{W,Z}$  are the physical masses fix the mass counterterms to be

$$\begin{aligned} \delta M_W^2 &= \text{Re} \Sigma^W(M_W^2), \\ \delta M_Z^2 &= \text{Re} \Sigma^Z(M_Z^2). \end{aligned} \tag{2.7}$$

These are the on-shell renormalization conditions. In an  $\overline{\text{MS}}$  (or  $\overline{\text{DR}}$ ) renormalization, on the other hand, the counterterms  $\delta M_W^2, \delta M_Z^2$  are defined such that they essentially only contain the divergent (in the limit  $D \rightarrow 4$ ) contribution. The renormalized mass parameters in this case do not directly correspond to the physical masses. They explicitly depend on the renormalization scale.

While the  $Z$ -boson mass is commonly used as an input parameter,  $M_W$  is normally traded as an input parameter for the Fermi constant  $G_\mu$ , which is precisely measured in muon decay. The prediction for  $M_W$  in terms of  $G_\mu, M_Z, \alpha$  and the parameters of the theory that enter via loop corrections can therefore be compared to the experimental value of  $M_W$ , constituting a sensitive test of the theory (see below).

Extending the above on-shell definition to higher orders requires to take into account that the pole of the propagator of an unstable particle is located in the complex plane rather than on the real axis (which is the case for stable particles). A gauge-invariant mass parameter is obtained if the mass is defined according to the real part of the complex pole. The expansion around the complex pole leads to a Breit-Wigner shape with a fixed width. The experimental determination of the gauge-boson masses, on the other hand, uses a Breit-Wigner parametrization with running width for historical reasons. This needs to be corrected for by a finite shift in  $M_W$  and  $M_Z$ . (For a more detailed discussion, see Ref. [90] and references therein.)

### 2.1.3 Charge renormalization

The electroweak charge renormalization is very similar to that in pure QED. In the on-shell scheme, the definition of  $e$  as the classical charge in the Thomson cross-section

$$\sigma_{\text{Th}} = \frac{e^4}{6\pi m_e^2} \tag{2.8}$$

is maintained. Accordingly, the Lagrangian carries the bare charge  $e_0 = e + \delta e$  with the charge counterterm  $\delta e$  of one-loop order. The charge counterterm  $\delta e$  has to absorb the electroweak loop contributions to the  $ee\gamma$  vertex in the Thomson limit. This charge renormalization condition is simplified by the validity of a generalization of the QED Ward identity which implies that those corrections related to the external particles cancel each other. Hence, for  $\delta e$  only two universal contributions are left,

$$\frac{\delta e}{e} = \frac{1}{2} \Pi^\gamma(0) - \frac{s_W}{c_W} \frac{\Sigma^{\gamma Z}(0)}{M_Z^2}, \quad \Pi^\gamma(0) \equiv \left. \frac{\partial}{\partial q^2} \Sigma^\gamma(q^2) \right|_{q^2=0}. \quad (2.9)$$

The first contribution is given by the photon vacuum polarization,  $\Pi^\gamma$ , for real photons,  $q^2 = 0$ . Besides the charged-fermion loops, it contains also bosonic loop diagrams from  $W^+W^-$  virtual states and the corresponding ghosts, as well as from extra charged particles in extensions of the SM. The second term contains the mixing between photon and  $Z$  boson, in general described as a mixing propagator,  $\Delta^{\gamma Z}$ , with  $\Sigma^{\gamma Z}$  normalized according to

$$\Delta^{\gamma Z} = \frac{-ig_{\mu\nu}}{q^2} \left( \frac{-\Sigma^{\gamma Z}(q^2)}{q^2 - M_Z^2} \right). \quad (2.10)$$

All loop contributions to  $\Sigma^{\gamma Z}$  vanish at  $q^2 = 0$ , except the non-Abelian bosonic loops yield  $\Sigma^{\gamma Z}(0) \neq 0$ . They are the same in the standard model and in supersymmetric extensions.  $\Sigma^{\gamma Z}(0)$  completely vanishes in the background-field quantization of the electroweak theory [91].

The fermion-loop contributions to the photon vacuum polarization in (2.9) are analogous to the electron loop in standard QED and do not depend on the details of the electroweak theory. They give rise to a logarithmic dependence on the fermion masses. While for the leptonic contributions the known lepton masses can be inserted, perturbative QCD is not applicable in this regime, and quark masses are no reasonable input parameters.

In order to evaluate the contribution of light fermions, i.e. the leptons and the quark flavours except the top quark, it is convenient to add and subtract the photon vacuum polarization at  $p^2 = M_Z^2$  and to consider the finite quantity (for the top quark and other heavy fermions  $\Pi^\gamma(0)$  can be evaluated directly)

$$\text{Re } \hat{\Pi}^\gamma(M_Z^2) = \text{Re } \Pi^\gamma(M_Z^2) - \Pi^\gamma(0). \quad (2.11)$$

Splitting it into the contribution of the leptons and the five light quarks yields the quantity

$$\Delta\alpha = \Delta\alpha_{\text{lept}} + \Delta\alpha_{\text{had}} = -\text{Re } \hat{\Pi}_{\text{lept}}^\gamma(M_Z^2) - \text{Re } \hat{\Pi}_{\text{had}}^\gamma(M_Z^2), \quad (2.12)$$

which represents a QED-induced shift in the electromagnetic fine structure constant

$$\alpha \rightarrow \alpha(1 + \Delta\alpha). \quad (2.13)$$

The evaluation of the leptonic content of  $\Delta\alpha$  in terms of the known lepton masses yields at three-loop order [92]

$$\Delta\alpha_{\text{lept}} = 314.97687 \cdot 10^{-4}. \quad (2.14)$$

The 5-flavour contribution of the light quarks to the shift in the fine structure constant can be derived from experimental data with the help of a dispersion relation

$$\Delta\alpha_{\text{had}} = -\frac{\alpha}{3\pi} M_Z^2 \text{Re} \int_{4m_\pi^2}^{\infty} ds' \frac{R^\gamma(s')}{s'(s' - M_Z^2 - i\varepsilon)} \quad (2.15)$$

where

$$R^\gamma(s) = \frac{\sigma(e^+e^- \rightarrow \gamma^* \rightarrow \text{hadrons})}{\sigma(e^+e^- \rightarrow \gamma^* \rightarrow \mu^+\mu^-)}$$

is an experimental input quantity for the low energy range. Recent compilations yield the values  $\Delta\alpha = 0.02761 \pm 0.00036$  [93],  $\Delta\alpha = 0.02769 \pm 0.00035$  [94],  $\Delta\alpha = 0.02755 \pm 0.00023$  [68].

### 2.1.4 Renormalization of the quark and scalar quark sector

The renormalization of the quark sector can differ from the SM case, since the quark masses also appear in the scalar quark sector. Therefore the renormalization of the quark and of the scalar quark sector cannot be discussed separately. Since the scalar top and bottom quarks are most relevant for the evaluation of EWPO, we will focus on their renormalization here. Concerning the EWPO calculation reviewed below, only a renormalization in  $\mathcal{O}(\alpha_s)$  is necessary.

#### The top and scalar top sector

The  $t/\tilde{t}$  sector contains four independent parameters: the top-quark mass  $m_t$ , the stop masses  $m_{\tilde{t}_1}$  and  $m_{\tilde{t}_2}$ , and either the squark mixing angle  $\theta_{\tilde{t}}$  or, equivalently, the trilinear coupling  $A_t$ . Accordingly, the renormalisation of this sector is performed by introducing four counterterms that are determined by four independent renormalisation conditions.

In an on-shell scheme, the following renormalisation conditions are imposed (the procedure is equivalent to that of Ref. [95], although there no reference is made to the mixing angle).

- (i) On-shell renormalization of the top-quark mass yields the top mass counterterm,

$$\delta m_t = \frac{1}{2} m_t [\text{Re} \Sigma_{t_L}(m_t^2) + \text{Re} \Sigma_{t_R}(m_t^2) + 2\text{Re} \Sigma_{t_S}(m_t^2)] , \quad (2.16)$$

with the scalar coefficients of the unrenormalized top-quark self-energy,  $\Sigma_t(p)$ , in the Lorentz decomposition

$$\Sigma_t(p) = \not{p}\omega_{-}\Sigma_{t_L}(p^2) + \not{p}\omega_{+}\Sigma_{t_R}(p^2) + m_t\Sigma_{t_S}(p^2) . \quad (2.17)$$

- (ii) On-shell renormalization of the stop masses determines the mass counterterms

$$\delta m_{\tilde{t}_1}^2 = \text{Re} \Sigma_{\tilde{t}_{11}}(m_{\tilde{t}_1}^2), \quad \delta m_{\tilde{t}_2}^2 = \text{Re} \Sigma_{\tilde{t}_{22}}(m_{\tilde{t}_2}^2), \quad (2.18)$$

in terms of the diagonal squark self-energies.

(iii) The counterterm for the mixing angle,  $\theta_{\tilde{t}}$ , (entering eq. (1.20)) can be fixed in the following way,

$$\delta\theta_{\tilde{t}} = \frac{\text{Re}\Sigma_{\tilde{t}_{12}}(m_{\tilde{t}_1}^2) + \text{Re}\Sigma_{\tilde{t}_{12}}(m_{\tilde{t}_2}^2)}{2(m_{\tilde{t}_1}^2 - m_{\tilde{t}_2}^2)}, \quad (2.19)$$

involving the non-diagonal squark self-energy. (This is a convenient choice for the treatment of  $\mathcal{O}(\alpha_s)$  corrections. If electroweak contributions were included, a manifestly gauge-independent definition would be more appropriate.)

In renormalized vertices with squark and Higgs fields, the counterterm of the trilinear coupling  $A_t$  appears. Having already specified  $\delta\theta_{\tilde{t}}$ , the  $A_t$  counterterm cannot be defined independently but follows from the relation

$$\sin 2\theta_{\tilde{t}} = \frac{2m_t(A_t - \mu \cot \beta)}{m_{\tilde{t}_1}^2 - m_{\tilde{t}_2}^2}, \quad (2.20)$$

yielding

$$\begin{aligned} \delta A_t = \frac{1}{m_t} \left[ \frac{1}{2} \sin 2\theta_{\tilde{t}} (\delta m_{\tilde{t}_1}^2 - \delta m_{\tilde{t}_2}^2) + \cos 2\theta_{\tilde{t}} (m_{\tilde{t}_1}^2 - m_{\tilde{t}_2}^2) \delta\theta_{\tilde{t}} \right. \\ \left. - \frac{1}{2m_t} \sin 2\theta_{\tilde{t}} (m_{\tilde{t}_1}^2 - m_{\tilde{t}_2}^2) \delta m_t \right]. \end{aligned} \quad (2.21)$$

This relation is valid at  $\mathcal{O}(\alpha_s)$  since both  $\mu$  and  $\tan \beta$  do not receive one-loop contributions from the strong interaction.

### The bottom and scalar bottom sector

Because of SU(2)-invariance the soft-breaking parameters for the left-handed *up*- and *down*-type squarks are identical, and thus the squark masses of a given generation are not independent. The stop and sbottom masses are connected via the relation

$$\cos^2 \theta_{\tilde{b}} m_{\tilde{b}_1}^2 + \sin^2 \theta_{\tilde{b}} m_{\tilde{b}_2}^2 = \cos^2 \theta_{\tilde{t}} m_{\tilde{t}_1}^2 + \sin^2 \theta_{\tilde{t}} m_{\tilde{t}_2}^2 + m_b^2 - m_t^2 - M_W^2 \cos(2\beta), \quad (2.22)$$

with the entries of the rotation matrix in eq. (1.16). Since the stop masses have already been renormalized on-shell, only one of the sbottom mass counterterms can be determined independently. Following Ref. [96], the  $\tilde{b}_2$  mass is chosen as the pole mass yielding the counterterm from an on-shell renormalization condition, i.e.

$$\delta m_{\tilde{b}_2}^2 = \text{Re}\Sigma_{\tilde{b}_{22}}(m_{\tilde{b}_2}^2), \quad (2.23)$$

whereas the counterterm for  $m_{\tilde{b}_1}$  is determined as a combination of other counterterms, according to

$$\begin{aligned} \delta m_{\tilde{b}_1}^2 = \frac{1}{\cos^2 \theta_{\tilde{b}}} \left( \cos^2 \theta_{\tilde{t}} \delta m_{\tilde{t}_1}^2 + \sin^2 \theta_{\tilde{t}} \delta m_{\tilde{t}_2}^2 - \sin^2 \theta_{\tilde{b}} \delta m_{\tilde{b}_2}^2 - \sin 2\theta_{\tilde{t}} (m_{\tilde{t}_1}^2 - m_{\tilde{t}_2}^2) \delta\theta_{\tilde{t}} \right. \\ \left. + \sin 2\theta_{\tilde{b}} (m_{\tilde{b}_1}^2 - m_{\tilde{b}_2}^2) \delta\theta_{\tilde{b}} - 2m_t \delta m_t + 2m_b \delta m_b \right). \end{aligned} \quad (2.24)$$

Accordingly, the numerical value of  $m_{\tilde{b}_1}$  does not correspond to the pole mass. The pole mass can be obtained from  $m_{\tilde{b}_1}$  via a finite shift of  $\mathcal{O}(\alpha_s)$  (see e.g. Ref. [97]).

There are three more parameters with counterterms to be determined: the  $b$ -quark mass  $m_b$ , the mixing angle  $\theta_{\tilde{b}}$ , and the trilinear coupling  $A_b$ . They are connected via

$$\sin 2\theta_{\tilde{b}} = \frac{2m_b(A_b - \mu \tan \beta)}{m_{\tilde{b}_1}^2 - m_{\tilde{b}_2}^2}, \quad (2.25)$$

which reads in terms of counterterms

$$2 \cos 2\theta_{\tilde{b}} \delta\theta_{\tilde{b}} = \sin 2\theta_{\tilde{b}} \frac{\delta m_b}{m_b} + \frac{2m_b \delta A_b}{m_{\tilde{b}_1}^2 - m_{\tilde{b}_2}^2} - \sin 2\theta_{\tilde{b}} \frac{\delta m_{\tilde{b}_1}^2 - \delta m_{\tilde{b}_2}^2}{m_{\tilde{b}_1}^2 - m_{\tilde{b}_2}^2}. \quad (2.26)$$

Only two of the three counterterms,  $\delta m_b$ ,  $\delta\theta_{\tilde{b}}$ ,  $\delta A_b$  can be treated as independent, which offers a variety of choices.

As discussed in Ref. [96] a convenient choice is the “ $m_b \overline{\text{DR}}$ ” scheme, whereas a scheme analogous to the one in the  $t/\tilde{t}$  sector, involving a bottom pole mass, can lead to artificially enhanced higher-order corrections.

Concerning the renormalization of the top and the bottom mass, there are important differences. The top-quark pole mass can be directly extracted from experiment and, due to its large numerical value as compared to other quark masses and the fact that the present experimental error is much larger than the QCD scale, it can be used as input for theory predictions in a well-defined way. For the mass of the bottom quark, on the other hand, problems related to non-perturbative effects are much more severe. Therefore the parameter extracted from the comparison of theory and experiment [3] is not the bottom pole mass. Usually the value of the bottom mass is given in the  $\overline{\text{MS}}$  renormalisation scheme, with the renormalisation scale  $\mu^{\overline{\text{MS}}}$  chosen as the bottom-quark mass, i.e.  $m_b^{\overline{\text{MS}}}(m_b^{\overline{\text{MS}}})$  [3].

Another important difference to the top/stop sector is the replacement of  $\cot \beta \rightarrow \tan \beta$ . As a consequence, very large effects can occur in this scheme for large values of  $\mu$  and  $\tan \beta$  [98].

Potential problems with the bottom pole mass can be avoided by adopting a renormalisation scheme with a running bottom-quark mass. In the context of the MSSM it seems appropriate to use the  $\overline{\text{DR}}$  scheme [78] and to include the SUSY contributions at  $\mathcal{O}(\alpha_s)$  into the running. We denote this running bottom mass as  $m_b^{\overline{\text{DR}},\text{MSSM}}(\mu^{\overline{\text{DR}}})$ .

The “ $m_b \overline{\text{DR}}$ ” scheme mentioned above uses a  $\overline{\text{DR}}$  renormalization for both  $m_b$  and  $A_b$ . In the  $\overline{\text{DR}}$  scheme, the  $b$ -quark mass counterterm can be determined by the expression

$$\delta m_b = \frac{1}{2} m_b [\text{Re } \Sigma_{b_L}^{\text{div}}(m_b^2) + \text{Re } \Sigma_{b_R}^{\text{div}}(m_b^2) + 2\text{Re } \Sigma_{b_S}^{\text{div}}(m_b^2)], \quad (2.27)$$

where  $\Sigma^{\text{div}}$  means replacing the one- and two-point integrals  $A$  and  $B_0$  in the quark self-energies by their divergent parts. The counterterm for the trilinear coupling  $A_b$  in the  $\overline{\text{DR}}$  scheme reads [96]

$$\begin{aligned} \delta A_b = \frac{1}{m_b} & \left[ -\tan \theta_{\tilde{b}} \text{Re } \Sigma_{\tilde{b}_{22}}^{\text{div}}(m_{\tilde{b}_2}^2) + \frac{1}{2} (\text{Re } \Sigma_{\tilde{b}_{12}}^{\text{div}}(m_{\tilde{b}_1}^2) + \text{Re } \Sigma_{\tilde{b}_{12}}^{\text{div}}(m_{\tilde{b}_2}^2)) \right. \\ & \left. + \tan \theta_{\tilde{b}} \left( \cos^2 \theta_{\tilde{t}} \text{Re } \Sigma_{\tilde{t}_{11}}^{\text{div}}(m_{\tilde{t}_1}^2) + \sin^2 \theta_{\tilde{t}} \text{Re } \Sigma_{\tilde{t}_{22}}^{\text{div}}(m_{\tilde{t}_2}^2) \right) \right] \end{aligned}$$

$$\begin{aligned}
& -\frac{1}{2} \sin 2\theta_{\tilde{t}} (\text{Re } \Sigma_{\tilde{t}_{12}}^{\text{div}}(m_{\tilde{t}_1}^2) + \text{Re } \Sigma_{\tilde{t}_{12}}^{\text{div}}(m_{\tilde{t}_2}^2)) \\
& - m_t^2 \left( \text{Re } \Sigma_{\tilde{t}_L}^{\text{div}}(m_t^2) + \text{Re } \Sigma_{\tilde{t}_R}^{\text{div}}(m_t^2) + 2\text{Re } \Sigma_{\tilde{t}_S}^{\text{div}}(m_t^2) \right) \\
& + \frac{1}{2} \left( 2 \tan \theta_{\tilde{b}} m_b - \frac{1}{2m_b} (m_{\tilde{b}_1}^2 - m_{\tilde{b}_2}^2) \sin 2\theta_{\tilde{b}} \right) \times \\
& \left( \text{Re } \Sigma_{\tilde{b}_L}^{\text{div}}(m_b^2) + \text{Re } \Sigma_{\tilde{b}_R}^{\text{div}}(m_b^2) + 2\text{Re } \Sigma_{\tilde{b}_S}^{\text{div}}(m_b^2) \right). \tag{2.28}
\end{aligned}$$

The counterterms for the mixing angle,  $\delta\theta_{\tilde{b}}$ , and the  $\tilde{b}_1$  mass,  $\delta m_{\tilde{b}_1}^2$ , are dependent quantities and can be determined as combinations of the independent counterterms, invoking (2.24) and (2.26),

$$\begin{aligned}
\delta\theta_{\tilde{b}} = \frac{1}{m_{\tilde{b}_1}^2 - m_{\tilde{b}_2}^2} & \left[ m_b \delta A_b + \tan \theta_{\tilde{b}} \delta m_{\tilde{b}_2}^2 + \delta m_b \left( \frac{1}{2m_b} (m_{\tilde{b}_1}^2 - m_{\tilde{b}_2}^2) \sin 2\theta_{\tilde{b}} - 2 \tan \theta_{\tilde{b}} m_b \right) \right. \\
& \left. - \tan \theta_{\tilde{b}} \left( \cos^2 \theta_{\tilde{t}} \delta m_{\tilde{t}_1}^2 + \sin^2 \theta_{\tilde{t}} \delta m_{\tilde{t}_2}^2 - \sin 2\theta_{\tilde{t}} (m_{\tilde{t}_1}^2 - m_{\tilde{t}_2}^2) \delta\theta_{\tilde{t}} - 2m_t \delta m_t \right) \right], \tag{2.29}
\end{aligned}$$

$$\begin{aligned}
\delta m_{\tilde{b}_1}^2 = \tan^2 \theta_{\tilde{b}} \delta m_{\tilde{b}_2}^2 + 2 \tan \theta_{\tilde{b}} m_b \delta A_b + 2 \left( \frac{1}{m_b} \sin^2 \theta_{\tilde{b}} (m_{\tilde{b}_1}^2 - m_{\tilde{b}_2}^2) + (1 - \tan^2 \theta_{\tilde{b}}) m_b \right) \delta m_b \\
+ (1 - \tan^2 \theta_{\tilde{b}}) \left( \cos^2 \theta_{\tilde{t}} \delta m_{\tilde{t}_1}^2 + \sin^2 \theta_{\tilde{t}} \delta m_{\tilde{t}_2}^2 - \sin 2\theta_{\tilde{t}} (m_{\tilde{t}_1}^2 - m_{\tilde{t}_2}^2) \delta\theta_{\tilde{t}} - 2m_t \delta m_t \right). \tag{2.30}
\end{aligned}$$

The renormalized quantities in this scheme depend on the  $\overline{\text{DR}}$  renormalization scale  $\mu^{\overline{\text{DR}}}$ .

In order to determine the value of  $m_b^{\overline{\text{DR}},\text{MSSM}}(\mu^{\overline{\text{DR}}})$  from the value  $m_b^{\overline{\text{MS}}}(\mu^{\overline{\text{MS}}})$  that is extracted from the experimental data one has to note that by definition  $m_b^{\overline{\text{DR}},\text{MSSM}}$  contains all MSSM contributions at  $\mathcal{O}(\alpha_s)$ , while  $m_b^{\overline{\text{MS}}}$  contains only the  $\mathcal{O}(\alpha_s)$  SM correction, i.e. the gluon-exchange contribution. Furthermore, a finite shift arises from the transition between the  $\overline{\text{MS}}$  and the  $\overline{\text{DR}}$  scheme.

The expression for  $m_b^{\overline{\text{DR}},\text{MSSM}}(\mu^{\overline{\text{DR}}})$  is most easily derived by formally relating  $m_b^{\overline{\text{DR}},\text{MSSM}}$  to the bottom pole mass first and then expressing the bottom pole mass in terms of the  $\overline{\text{MS}}$  mass (the large non-perturbative contributions affecting the bottom pole mass drop out in the relation of  $m_b^{\overline{\text{DR}},\text{MSSM}}$  to  $m_b^{\overline{\text{MS}}}$ ). Using the equality  $m_b^{\text{OS}} + \delta m_b^{\text{OS}} = m_b^{\overline{\text{DR}},\text{MSSM}} + \delta m_b^{\overline{\text{DR}},\text{MSSM}}$  and the expressions for the on-shell counterterm and the  $\overline{\text{DR}}$  counterterm one finds

$$m_b^{\overline{\text{DR}},\text{MSSM}}(\mu^{\overline{\text{DR}}}) = m_b^{\text{OS}} + \frac{1}{2} m_b (\Sigma_{\tilde{b}_L}^{\text{fin}}(m_b^2) + \Sigma_{\tilde{b}_R}^{\text{fin}}(m_b^2)) + m_b \Sigma_{\tilde{b}_S}^{\text{fin}}(m_b^2). \tag{2.31}$$

Here the  $\Sigma^{\text{fin}}$  are the UV-finite parts of the bottom quark self-energy coefficients. They depend on the  $\overline{\text{DR}}$  scale  $\mu^{\overline{\text{DR}}}$  and are evaluated for on-shell momenta,  $p^2 = m_b^2$ . Inserting  $m_b^{\text{OS}} = m_b^{\overline{\text{MS}}}(M_Z) b^{\text{shift}}$ , where

$$b^{\text{shift}} \equiv \left[ 1 + \frac{\alpha_s}{\pi} \left( \frac{4}{3} - \ln \frac{(m_b^{\overline{\text{MS}}})^2}{M_Z^2} \right) \right], \tag{2.32}$$



one finds the desired expression for  $m_b^{\overline{\text{DR}}}$ ,

$$m_b^{\overline{\text{DR}},\text{MSSM}}(\mu^{\overline{\text{DR}}}) = m_b^{\overline{\text{MS}}}(M_Z)b^{\text{shift}} + \frac{1}{2}m_b\left(\Sigma_{b_L}^{\text{fin}}(m_b^2) + \Sigma_{b_R}^{\text{fin}}(m_b^2)\right) + m_b\Sigma_{b_S}^{\text{fin}}(m_b^2). \quad (2.33)$$

## 2.1.5 MSSM Higgs boson sector renormalization

In order to perform higher-order calculations in the Higgs boson sector, the renormalized Higgs boson self-energies are needed (see Sect. 2.7). The parameters appearing in the Higgs potential, see eq. (1.1), are renormalized as follows:

$$\begin{aligned} M_Z^2 &\rightarrow M_Z^2 + \delta M_Z^2, & T_h &\rightarrow T_h + \delta T_h, \\ M_W^2 &\rightarrow M_W^2 + \delta M_W^2, & T_H &\rightarrow T_H + \delta T_H, \\ M_{\text{Higgs}}^2 &\rightarrow M_{\text{Higgs}}^2 + \delta M_{\text{Higgs}}^2, & \tan\beta &\rightarrow \tan\beta(1 + \delta\tan\beta), \\ m_{H^\pm}^2 &\rightarrow m_{H^\pm}^2 + \delta m_{H^\pm}^2 \end{aligned} \quad (2.34)$$

The renormalization of  $M_W$  and  $M_Z$  has been described in Sect. 2.1.2.  $M_{\text{Higgs}}^2$  denotes the tree-level Higgs boson mass matrix given in eq. (1.9).  $T_h$  and  $T_H$  are the tree-level tadpoles, i.e. the terms linear in  $h$  and  $H$  in the Higgs potential.

The field renormalization matrices of both Higgs multiplets can be written symmetrically,

$$\begin{pmatrix} h \\ H \end{pmatrix} \rightarrow \begin{pmatrix} 1 + \frac{1}{2}\delta Z_{hh} & \frac{1}{2}\delta Z_{hH} \\ \frac{1}{2}\delta Z_{hH} & 1 + \frac{1}{2}\delta Z_{HH} \end{pmatrix} \begin{pmatrix} h \\ H \end{pmatrix}, \quad (2.35)$$

and for the charged Higgs boson

$$H^\pm \rightarrow H^\pm(1 + \delta Z_{H-H^\pm}). \quad (2.36)$$

For the mass counterterm matrices we use the definitions

$$\delta M_{\text{Higgs}}^2 = \begin{pmatrix} \delta m_h^2 & \delta m_{hH}^2 \\ \delta m_{hH}^2 & \delta m_H^2 \end{pmatrix}. \quad (2.37)$$

The renormalized self-energies,  $\hat{\Sigma}(p^2)$ , can now be expressed through the unrenormalized self-energies,  $\Sigma(p^2)$ , the field renormalization constants and the mass counterterms. This reads for the  $\mathcal{CP}$ -even part,

$$\hat{\Sigma}_{hh}(p^2) = \Sigma_{hh}(p^2) + \delta Z_{hh}(p^2 - m_{h,\text{tree}}^2) - \delta m_h^2, \quad (2.38a)$$

$$\hat{\Sigma}_{hH}(p^2) = \Sigma_{hH}(p^2) + \delta Z_{hH}(p^2 - \frac{1}{2}(m_{h,\text{tree}}^2 + m_{H,\text{tree}}^2)) - \delta m_{hH}^2, \quad (2.38b)$$

$$\hat{\Sigma}_{HH}(p^2) = \Sigma_{HH}(p^2) + \delta Z_{HH}(p^2 - m_{H,\text{tree}}^2) - \delta m_H^2, \quad (2.38c)$$

and for the charged Higgs boson

$$\hat{\Sigma}_{H-H^\pm}(p^2) = \Sigma_{H-H^\pm}(p^2) + \delta Z_{H-H^\pm}(p^2 - m_{H^\pm}^2) - \delta m_{H^\pm}^2. \quad (2.39)$$

Inserting the renormalization transformation into the Higgs mass terms leads to expressions for their counter terms which consequently depend on the other counter terms introduced in (2.34).

For the  $\mathcal{CP}$ -even part of the Higgs sectors, these counter terms are:

$$\delta m_h^2 = \delta M_A^2 \cos^2(\alpha - \beta) + \delta M_Z^2 \sin^2(\alpha + \beta) \quad (2.40a)$$

$$+ \frac{e}{2M_Z s_W c_W} (\delta T_H \cos(\alpha - \beta) \sin^2(\alpha - \beta) + \delta T_h \sin(\alpha - \beta) (1 + \cos^2(\alpha - \beta)))$$

$$+ \delta \tan \beta \sin \beta \cos \beta (M_A^2 \sin 2(\alpha - \beta) + M_Z^2 \sin 2(\alpha + \beta)),$$

$$\delta m_{hH}^2 = \frac{1}{2} (\delta M_A^2 \sin 2(\alpha - \beta) - \delta M_Z^2 \sin 2(\alpha + \beta)) \quad (2.40b)$$

$$+ \frac{e}{2M_Z s_W c_W} (\delta T_H \sin^3(\alpha - \beta) - \delta T_h \cos^3(\alpha - \beta))$$

$$- \delta \tan \beta \sin \beta \cos \beta (M_A^2 \cos 2(\alpha - \beta) + M_Z^2 \cos 2(\alpha + \beta)),$$

$$\delta m_H^2 = \delta M_A^2 \sin^2(\alpha - \beta) + \delta M_Z^2 \cos^2(\alpha + \beta) \quad (2.40c)$$

$$- \frac{e}{2M_Z s_W c_W} (\delta T_H \cos(\alpha - \beta) (1 + \sin^2(\alpha - \beta)) + \delta T_h \sin(\alpha - \beta) \cos^2(\alpha - \beta))$$

$$- \delta \tan \beta \sin \beta \cos \beta (M_A^2 \sin 2(\alpha - \beta) + M_Z^2 \sin 2(\alpha + \beta)) .$$

For the charged Higgs boson it reads

$$\delta m_{H^\pm}^2 = \delta M_A^2 + \delta M_W^2 . \quad (2.41)$$

For the field renormalization it is sufficient to give each Higgs doublet one renormalization constant,

$$\mathcal{H}_1 \rightarrow (1 + \frac{1}{2} \delta Z_{\mathcal{H}_1}) \mathcal{H}_1, \quad \mathcal{H}_2 \rightarrow (1 + \frac{1}{2} \delta Z_{\mathcal{H}_2}) \mathcal{H}_2 . \quad (2.42)$$

This leads to the following expressions for the various field renormalization constants in eq. (2.35):

$$\delta Z_{hh} = \sin^2 \alpha \delta Z_{\mathcal{H}_1} + \cos^2 \alpha \delta Z_{\mathcal{H}_2}, \quad (2.43a)$$

$$\delta Z_{hH} = \sin \alpha \cos \alpha (\delta Z_{\mathcal{H}_2} - \delta Z_{\mathcal{H}_1}), \quad (2.43b)$$

$$\delta Z_{HH} = \cos^2 \alpha \delta Z_{\mathcal{H}_1} + \sin^2 \alpha \delta Z_{\mathcal{H}_2}, \quad (2.43c)$$

$$\delta Z_{H-H^+} = \sin^2 \beta \delta Z_{\mathcal{H}_1} + \cos^2 \beta \delta Z_{\mathcal{H}_2} . \quad (2.43d)$$

The counter term for  $\tan \beta$  can be expressed in terms of the vacuum expectation values as

$$\delta \tan \beta = \frac{1}{2} (\delta Z_{\mathcal{H}_2} - \delta Z_{\mathcal{H}_1}) + \frac{\delta v_2}{v_2} - \frac{\delta v_1}{v_1} , \quad (2.44)$$

where the  $\delta v_i$  are the renormalization constants of the  $v_i$ :

$$v_1 \rightarrow (1 + \delta Z_{\mathcal{H}_1}) (v_1 + \delta v_1), \quad v_2 \rightarrow (1 + \delta Z_{\mathcal{H}_2}) (v_2 + \delta v_2) . \quad (2.45)$$

The renormalization conditions are fixed by an appropriate renormalization scheme. For the mass counterterms besides the on-shell conditions for  $M_W$  and  $M_Z$  (see eq. (2.7)) also  $M_A$  can be renormalized on-shell:

$$\delta M_A^2 = \text{Re } \Sigma_{AA}(M_A^2). \quad (2.46)$$

Since the tadpole coefficients are chosen to vanish in all orders, their counter terms follow from  $T_{\{h,H\}} + \delta T_{\{h,H\}} = 0$ :

$$\delta T_h = -T_h, \quad \delta T_H = -T_H . \quad (2.47)$$

For the remaining renormalization constants for  $\delta \tan \beta$ ,  $\delta Z_{\mathcal{H}_1}$  and  $\delta Z_{\mathcal{H}_2}$  several choices are possible, see e.g. Ref. [99,100]. A convenient choice is a  $\overline{\text{DR}}$  renormalization of  $\delta \tan \beta$ ,  $\delta Z_{\mathcal{H}_1}$  and  $\delta Z_{\mathcal{H}_2}$ ,

$$\delta \tan \beta = \delta \tan \beta^{\overline{\text{DR}}} = -\frac{1}{2 \cos 2\alpha} [\text{Re} \Sigma'_{hh}(m_{h,\text{tree}}^2) - \text{Re} \Sigma'_{HH}(m_{H,\text{tree}}^2)]^{\text{div}}, \quad (2.48a)$$

$$\delta Z_{\mathcal{H}_1} = \delta Z_{\mathcal{H}_1}^{\overline{\text{DR}}} = -[\text{Re} \Sigma'_{HH}|_{\alpha=0}]^{\text{div}}, \quad (2.48b)$$

$$\delta Z_{\mathcal{H}_2} = \delta Z_{\mathcal{H}_2}^{\overline{\text{DR}}} = -[\text{Re} \Sigma'_{hh}|_{\alpha=0}]^{\text{div}} . \quad (2.48c)$$

## 2.2 Sources of large SUSY corrections

### 2.2.1 Possible sources

Besides the known sources of sizable higher-order corrections in the SM, e.g. contributions enhanced by powers of  $m_t$  or logarithms of light fermions, there are additional sources of possibly large corrections within the MSSM:

- Large corrections can arise not only from loops containing the top quark, but also its scalar superpartners. In the MSSM Higgs sector, Yukawa corrections from the top and scalar top quark sector can be especially large. The one-loop corrections, for instance to the upper bound on the mass of the lightest  $\mathcal{CP}$ -even Higgs boson, can reach the level of 100%. The leading one-loop term from the top and scalar top sector entering the predictions in the Higgs sector is given by [101]

$$\sim G_\mu m_t^4 \log \left( \frac{m_{\tilde{t}_1} m_{\tilde{t}_2}}{m_t^2} \right) . \quad (2.49)$$

- While the Higgs sector of the MSSM is  $\mathcal{CP}$ -conserving at tree level, large  $\mathcal{CP}$ -violating effects can be induced by the loop corrections.
- Effects from the  $b/\tilde{b}$  sector of the MSSM can also be very important for large values of  $\tan \beta$  and  $\mu$ .
- The  $b$  Yukawa coupling can receive large SUSY corrections, yielding a shift in the relation between the  $b$  quark mass and the corresponding Yukawa coupling [98],

$$y_b = \frac{\sqrt{2}}{v \cos \beta} \frac{m_b}{1 + \Delta m_b} . \quad (2.50)$$

The quantity  $\Delta m_b$  contains in particular a contribution involving a gluino in the loop, which gives rise to a correction proportional to  $(\alpha_s \mu m_{\tilde{g}} \tan \beta)$ , which can be large. For  $\Delta m_b \rightarrow -1$  the  $b$  Yukawa coupling even becomes non-perturbative. This issue is discussed in Sect. 2.2.2.

- Besides the scalar quark sector, SUSY theories have further possible sources of large isospin splitting, which can give large contributions to the  $\rho$  parameter [102,103].
- Soft SUSY-breaking masses can induce splittings in the supersymmetric coupling relations [104,105] (i.e. the equality of a SM coupling  $g_i$  with the corresponding supersymmetric coupling  $h_i$ ). If scalar superpartners have masses at a high scale  $M$ , and all the other masses are light with mass  $m \sim M_{\text{weak}}$ , the resulting corrections are given by

$$\frac{h_i(m)}{g_i(m)} - 1 \approx \frac{g_i^2(m)}{16\pi^2} \Delta b_i \log \frac{M}{m}, \quad (2.51)$$

where  $\Delta b_i$  is the one-loop beta function coefficient contribution from all light particles whose superpartners are heavy. If  $M \gg m$  these corrections to the SUSY coupling relation can be sizeable.

- Another type of possibly large corrections in supersymmetric theories are the so-called Sudakov logs (see Ref. [106] and references therein). They appear in the form of  $\log(q^2/M_{\text{SUSY}}^2)$  (where  $q$  is the momentum transfer) in the production cross sections of SUSY particles at  $e^+e^-$  colliders.
- In general, SUSY loop contributions can become large if some of the SUSY particles are relatively light.

## 2.2.2 Resummation in the $b/\tilde{b}$ sector

The relation between the bottom-quark mass and the Yukawa coupling  $y_b$ , which in lowest order reads  $m_b = y_b v_1/\sqrt{2}$ , receives radiative corrections proportional to  $y_b v_2 = y_b \tan \beta v_1$ . Thus, large  $\tan \beta$ -enhanced contributions can occur, which need to be properly taken into account. As shown in Refs. [98,107] the leading terms of  $\mathcal{O}(\alpha_b(\alpha_s \tan \beta)^n)$  can be resummed by using an appropriate effective bottom Yukawa coupling.

Accordingly, an effective bottom-quark mass is obtained by extracting the UV-finite  $\tan \beta$ -enhanced term  $\Delta m_b$  from eq. (2.33) (which enters through  $\Sigma_{b_S}$ ) and writing it as  $1/(1+\Delta m_b)$  into the denominator. In this way the leading powers of  $(\alpha_s \tan \beta)^n$  are correctly resummed [98,107]. This yields

$$m_b^{\overline{\text{DR}},\text{MSSM}}(\mu^{\overline{\text{DR}}}) = \frac{m_b^{\overline{\text{MS}}}(M_Z) b^{\text{shift}} + \frac{1}{2} m_b \left( \Sigma_{b_L}^{\text{fin}}(m_b^2) + \Sigma_{b_R}^{\text{fin}}(m_b^2) \right) + m_b \tilde{\Sigma}_{b_S}^{\text{fin}}(m_b^2)}{1 + \Delta m_b}, \quad (2.52)$$

where  $\tilde{\Sigma}_{b_S} \equiv \Sigma_{b_S} + \Delta m_b$  denotes the non-enhanced remainder of the scalar  $b$ -quark self-energy at  $\mathcal{O}(\alpha_s)$ , and  $b^{\text{shift}}$  is given in (2.32). The  $\tan \beta$ -enhanced scalar part of the  $b$ -quark self-energy,  $\Delta m_b$ , is given at  $\mathcal{O}(\alpha_s)$  by<sup>1</sup>

$$\Delta m_b = \frac{2}{3\pi} \alpha_s \tan \beta \mu m_{\tilde{g}} I(m_{\tilde{b}_1}^2, m_{\tilde{b}_2}^2, m_{\tilde{g}}^2), \quad (2.53)$$

---

<sup>1</sup>There are also corrections of  $\mathcal{O}(\alpha_t)$  to  $\Delta m_b$  that can be resummed [107]. These effects usually amount up to 5–10% of the  $\mathcal{O}(\alpha_s)$  corrections. Since in this report we only consider  $\mathcal{O}(\alpha_b \alpha_s)$  contributions, these corrections have been omitted. Further corrections from subleading resummation terms can be found in Ref. [108].

with

$$I(m_{\bar{b}_1}^2, m_{\bar{b}_2}^2, m_{\bar{g}}^2) = -\frac{m_{\bar{b}_1}^2 m_{\bar{b}_2}^2 \log(m_{\bar{b}_2}^2/m_{\bar{b}_1}^2) + m_{\bar{b}_1}^2 m_{\bar{g}}^2 \log(m_{\bar{b}_1}^2/m_{\bar{g}}^2) + m_{\bar{g}}^2 m_{\bar{b}_2}^2 \log(m_{\bar{g}}^2/m_{\bar{b}_2}^2)}{(m_{\bar{b}_1}^2 - m_{\bar{g}}^2)(m_{\bar{g}}^2 - m_{\bar{b}_2}^2)(m_{\bar{b}_2}^2 - m_{\bar{b}_1}^2)}, \quad (2.54)$$

and  $\Delta m_b > 0$  for  $\mu > 0$ .

In the “ $m_b \overline{\text{DR}}$ ” defined above, the effective bottom-quark mass as given in eq. (2.52) should be used everywhere instead of the  $\overline{\text{DR}}$  bottom quark mass. This also applies to the bottom mass in the sbottom-mass matrix squared, eq. (1.14), from which the sbottom mass eigenvalues are determined. The effects of  $\Delta m_b$ , i.e. the leading effects of  $\mathcal{O}(\alpha_s)$ , can be incorporated into a lowest-order result (e.g. the one-loop results for the renormalized Higgs boson self-energies, see Sect. 2.7) by using the effective bottom-quark mass of eq. (2.52) (or the correspondingly shifted value in other renormalization schemes).

## 2.3 Electroweak precision observables in the MSSM

In this section we briefly introduce the electroweak precision observables that are discussed in this report. A description of the current status of their theoretical evaluation within the MSSM will be given in the following sections and the remaining theoretical uncertainties will be discussed.

The current experimental status of the EWPO and prospective improvements of their precision in the future have been summarized in Sect. 1.3.4. In order to fully exploit the experimental precision of the EWPO the theoretical uncertainties should be reduced significantly below the level of the experimental errors.

Concerning the theoretical predictions, two kinds of uncertainties need to be taken into account: the theoretical uncertainties from unknown higher-order corrections (“intrinsic” theoretical uncertainties) and the uncertainties induced by the experimental errors of the input parameters (“parametric” theoretical uncertainties). The parametric uncertainty induced by the known input parameters (in the SM case in particular  $m_t$  and  $\Delta\alpha_{\text{had}}$ ) needs to be reduced in order to increase the sensitivity to the unknown parameters of the model (in the SM case  $M_H$ ).

The EWPO discussed in the following sections are:

- The  $W$  boson mass can be evaluated from

$$M_W^2 \left(1 - \frac{M_W^2}{M_Z^2}\right) = \frac{\pi \alpha}{\sqrt{2} G_\mu} (1 + \Delta r), \quad (2.55)$$

where  $\alpha$  is the fine structure constant and  $G_\mu$  the Fermi constant. This relation arises from comparing the prediction for muon decay with the experimentally precisely known Fermi constant. The radiative corrections are summarized in the quantity  $\Delta r$ , derived first for the SM in Ref. [109]. The prediction for  $M_W$  within the SM or the MSSM is obtained from evaluating  $\Delta r$  in these models and solving eq. (2.55) in an iterative way. The theory status of the prediction for  $M_W$  is reviewed in Sect. 2.5.

- Another important group of EWPO are the  $Z$  boson observables, among which we mostly concentrate on the effective leptonic weak mixing angle at the  $Z$  boson resonance,  $\sin^2 \theta_{\text{eff}}$ . It can be defined through the form factors at the  $Z$  boson pole of the vertex coupling of the  $Z$  to leptons ( $l$ ). If this vertex is written as  $i\bar{l}\gamma^\mu(g_V - g_A\gamma_5)lZ_\mu$  then

$$\sin^2 \theta_{\text{eff}} = \frac{1}{4} \left( 1 - \text{Re} \frac{g_V}{g_A} \right). \quad (2.56)$$

At the tree level this amounts to the sine of the weak mixing angle,  $\sin^2 \theta_W = 1 - M_W^2/M_Z^2$ , in the on-shell scheme. Loop corrections enter through the form factors  $g_V$  and  $g_A$ . The theoretical evaluation is reviewed in Sect. 2.6.

- The quantity  $\Delta\rho$ ,

$$\Delta\rho = \frac{\Sigma^Z(0)}{M_Z^2} - \frac{\Sigma^W(0)}{M_W^2}, \quad (2.57)$$

parameterizes the leading universal corrections to the electroweak precision observables induced by the mass splitting between fields in an isospin doublet [102].  $\Sigma^{Z,W}(0)$  denote the transverse parts of the unrenormalized  $Z$  and  $W$  boson self-energies at zero momentum transfer, respectively. The induced shifts in the two above described observables are given in leading order by

$$\delta M_W \approx \frac{M_W}{2} \frac{c_W^2}{c_W^2 - s_W^2} \Delta\rho, \quad \delta \sin^2 \theta_{\text{eff}} \approx -\frac{c_W^2 s_W^2}{c_W^2 - s_W^2} \Delta\rho. \quad (2.58)$$

The theoretical evaluation of  $\Delta\rho$  is discussed in Sect. 2.4.

- Another very powerful observable for constraining the parameter space of the MSSM is the mass of the lightest  $\mathcal{CP}$ -even Higgs boson,  $m_h$ . If the Higgs boson will be found at the next generation of colliders, its mass will be measured with high precision. We therefore refer to  $m_h$  also as an EWPO. While  $m_h$  is bounded from above at tree-level by  $m_h \leq M_Z$ , it receives large radiative corrections. The leading one-loop contribution, arising from the  $t/\tilde{t}$  sector, reads [101]

$$\Delta m_h^2 = \frac{3G_\mu}{\sqrt{2}\pi^2 \sin^2 \beta} m_t^4 \log \left( \frac{m_{\tilde{t}_1} m_{\tilde{t}_2}}{m_t^2} \right). \quad (2.59)$$

The loop corrections, entering via Higgs-boson propagator corrections, can shift  $m_h$  by 50–100%. The theoretical status is reviewed in Sect. 2.7.

- As a further precision observable that we investigate in detail in this report we consider the anomalous magnetic moment of the muon,  $a_\mu \equiv (g - 2)_\mu$ . It is related to the photon–muon vertex function  $\Gamma_{\mu\bar{\mu}A\rho}$  as follows:

$$\begin{aligned} \bar{u}(p')\Gamma_{\mu\bar{\mu}A\rho}(p, -p', q)u(p) &= \bar{u}(p') \left[ \gamma_\rho F_V(q^2) + (p + p')_\rho F_M(q^2) + \dots \right] u(p), \\ a_\mu &= -2m_\mu F_M(0), \end{aligned} \quad (2.60)$$

where  $F_M(q^2) = 0$  at tree-level. Non-zero values are induced via loop corrections. The theoretical evaluation is discussed in Sect. 2.8.

## 2.4 The $\rho$ parameter

We start our discussion with the quantity  $\Delta\rho$ , see eq. (2.57), which parametrizes in particular the leading contributions from loops of scalar quarks and leptons to the  $W$ -boson mass and the  $Z$ -boson observables.

### 2.4.1 One-loop results

In the SM the dominant contribution to  $\Delta\rho$  at the one-loop level arises from the  $t/b$  doublet due to its large mass splitting. With both fermion masses non-zero it reads

$$\Delta\rho_0^{\text{SM}} = \frac{3G_\mu}{8\sqrt{2}\pi^2} F_0(m_t^2, m_b^2), \quad (2.61)$$

with

$$F_0(x, y) = x + y - \frac{2xy}{x-y} \log \frac{x}{y}. \quad (2.62)$$

$F_0$  has the properties  $F_0(m_a^2, m_b^2) = F_0(m_b^2, m_a^2)$ ,  $F_0(m^2, m^2) = 0$ ,  $F_0(m^2, 0) = m^2$ . Therefore for  $m_t \gg m_b$  eq. (2.61) reduces to the well known quadratic correction

$$\Delta\rho_0^{\text{SM}} = \frac{3G_\mu}{8\sqrt{2}\pi^2} m_t^2. \quad (2.63)$$

Within the MSSM the dominant SUSY correction at the one-loop level arises from the scalar top and bottom contribution to eq. (2.57), see Fig. 2.1.

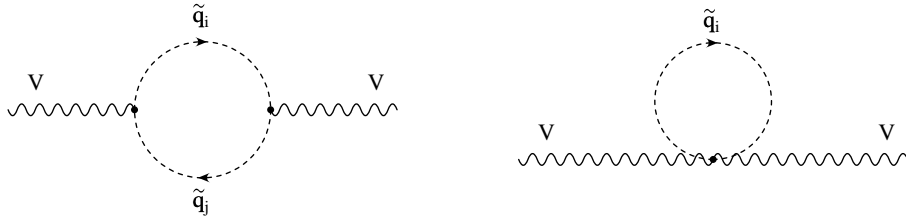


Figure 2.1: Feynman diagrams for the contribution of scalar quark loops to the gauge boson self-energies at one-loop order.

For  $m_b \neq 0$  it is given by

$$\begin{aligned} \Delta\rho_0^{\text{SUSY}} = \frac{3G_\mu}{8\sqrt{2}\pi^2} \Bigg[ & -\sin^2\theta_{\bar{t}}\cos^2\theta_{\bar{t}}F_0(m_{\bar{t}_1}^2, m_{\bar{t}_2}^2) - \sin^2\theta_{\bar{b}}\cos^2\theta_{\bar{b}}F_0(m_{\bar{b}_1}^2, m_{\bar{b}_2}^2) \\ & + \cos^2\theta_{\bar{t}}\cos^2\theta_{\bar{b}}F_0(m_{\bar{t}_1}^2, m_{\bar{b}_1}^2) + \cos^2\theta_{\bar{t}}\sin^2\theta_{\bar{b}}F_0(m_{\bar{t}_1}^2, m_{\bar{b}_2}^2) \\ & + \sin^2\theta_{\bar{t}}\cos^2\theta_{\bar{b}}F_0(m_{\bar{t}_2}^2, m_{\bar{b}_1}^2) + \sin^2\theta_{\bar{t}}\sin^2\theta_{\bar{b}}F_0(m_{\bar{t}_2}^2, m_{\bar{b}_2}^2) \Bigg]. \quad (2.64) \end{aligned}$$

The size of the SUSY one-loop contributions are shown for an exemplary case in Fig. 2.2 as a function of  $M_{\text{SUSY}}$ . The parameter  $M_{\text{SUSY}}$  is defined by setting the soft SUSY-breaking

parameters in the diagonal entries of the stop and sbottom mass matrices equal to each other for simplicity,

$$M_{\text{SUSY}} \equiv M_{\tilde{Q}} = M_{\tilde{U}} = M_{\tilde{D}}, \quad (2.65)$$

see eq. (1.14). We furthermore use the shorthands

$$X_t \equiv A_t - \mu / \tan \beta, \quad X_b \equiv A_b - \mu \tan \beta. \quad (2.66)$$

The other parameters in Fig. 2.2 are  $\tan \beta = 3$  and  $X_t = 0, 2M_{\text{SUSY}}$ . In this case  $\Delta\rho_0^{\text{SUSY}}$  can reach values of up to  $2 \times 10^{-3}$ . The line for  $X_t = 2M_{\text{SUSY}}$  starts only at  $M_{\text{SUSY}} \approx 300$  GeV. For lower values of  $M_{\text{SUSY}}$  one of the scalar top mass squares is below zero.

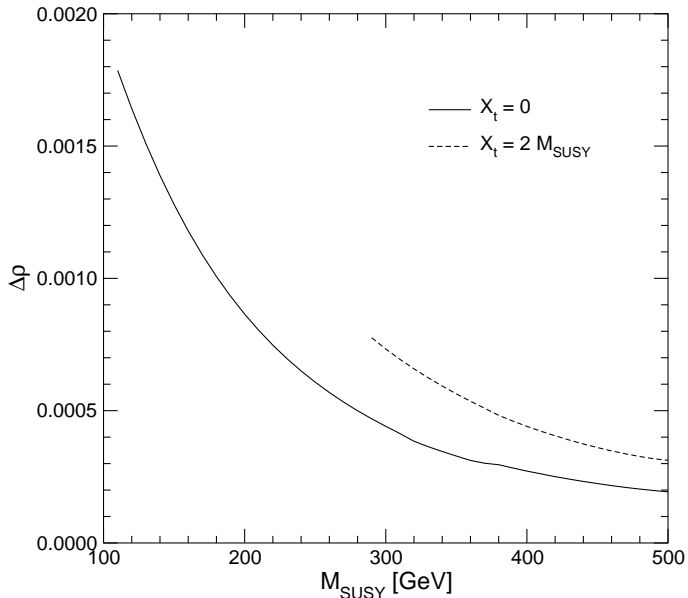


Figure 2.2: One-loop contribution of the  $(\tilde{t}, \tilde{b})$  doublet to  $\Delta\rho$  as a function of the common squark mass  $M_{\text{SUSY}}$  for  $\tan \beta = 3$ , and  $X_b = 0$  and  $X_t = 0$  or  $2M_{\text{SUSY}}$ .

## 2.4.2 Results beyond the one-loop level

### SM results

Within the SM the one-loop  $\mathcal{O}(\alpha)$  result from the contribution of the  $t/b$  doublet has been extended in several ways. The dominant two-loop corrections arise at  $\mathcal{O}(\alpha\alpha_s)$  and are given by [110]

$$\Delta\rho_1^{\text{SM},\alpha\alpha_s} = -\Delta\rho_0^{\text{SM}} \frac{2}{3} \frac{\alpha_s}{\pi} (1 + \pi^2/3). \quad (2.67)$$

These corrections screen the one-loop result by approximately 10%. Also the three-loop result at  $\mathcal{O}(\alpha\alpha_s^2)$  is known. Numerically it reads [111]

$$\Delta\rho_2^{\text{SM},\alpha\alpha_s^2} = -\frac{3 G_\mu}{8 \sqrt{2} \pi^2} m_t^2 \left( \frac{\alpha_s}{\pi} \right)^2 \cdot 14.594\dots \quad (2.68)$$



Furthermore the leading electroweak two-loop contributions of  $\mathcal{O}(G_\mu^2 m_t^4)$  have been calculated. First the result in the approximation  $M_H = 0$  had been evaluated [112],

$$\begin{aligned}\Delta\rho_{1|M_H=0}^{\text{SM},G_\mu^2} &= 3 \frac{G_\mu^2}{128\pi^4} m_t^4 \times \delta_{1|M_H=0}^{\text{SM}} \\ \delta_{1|M_H=0}^{\text{SM}} &= 19 - 2\pi^2.\end{aligned}\quad (2.69)$$

Later the full  $\mathcal{O}(G_\mu^2 m_t^4)$  result for arbitrary  $M_H$  became available [113], where  $\delta_{1|M_H=0}^{\text{SM}}$  extends to

$$\delta_{1|M_H \neq 0}^{\text{SM}} = 19 - 2\pi^2 + \text{fct}(m_t, M_H). \quad (2.70)$$

The leading two-loop contribution to  $\Delta\rho$  in an asymptotic expansion for large  $M_H$  of  $\mathcal{O}(G_\mu^2 M_H^2 M_W^2)$  was obtained in Ref. [114]. It turned out to be numerically small.

Leading electroweak three-loop results of  $\mathcal{O}(G_\mu^3 m_t^6)$  and  $\mathcal{O}(G_\mu^2 \alpha_s m_t^4)$  became available more recently [115,116]. Numerically they read in the case  $M_H = 0$ :

$$\Delta\rho_{2|M_H=0}^{\text{SM},G_\mu^3} = \left( \frac{G_\mu}{8\sqrt{2}\pi^2} m_t^2 \right)^3 \cdot 249.74, \quad (2.71)$$

$$\Delta\rho_{2|M_H=0}^{\text{SM},G_\mu^2 \alpha_s} = \left( \frac{G_\mu}{8\sqrt{2}\pi^2} m_t^2 \right)^2 \left( \frac{\alpha_s}{\pi} \right) \cdot 2.9394. \quad (2.72)$$

For the case  $M_H \neq 0$  the result has been obtained in several limits, allowing a smooth interpolation, see Ref. [116] for details. Most recently also the leading  $\mathcal{O}(G_\mu^3 M_H^4 M_W^2)$  contribution was obtained [117]. Besides for very large values of  $M_H$  it is numerically insignificant.

### The SUSY corrections at $\mathcal{O}(\alpha\alpha_s)$

The leading two-loop corrections arising in the MSSM (beyond the SM part) have been evaluated at  $\mathcal{O}(\alpha\alpha_s)$  [97] and  $\mathcal{O}(\alpha_t^2, \alpha_t\alpha_b, \alpha_b^2)$  [118,119] (the latter in the limit of large  $M_{\text{SUSY}}$ ). The leading  $\mathcal{O}(\alpha\alpha_s)$  corrections to the scalar quark loops consist of the diagrams shown in Fig. 2.3 (supplemented with the corresponding diagrams for the subloop renormalization, see Ref. [97]). The diagrams can be divided into three groups: the pure scalar contribution (diagrams a-c), the gluonic correction (diagrams d-j, where the gluon-loop contribution, diagrams i-j, is zero) and the gluino exchange correction (diagrams k-n).

The pure scalar quark diagrams give a vanishing contribution. The gluonic correction can be cast into a compact formula [97]:

$$\begin{aligned}\Delta\rho_{1,\text{gluon}}^{\text{SUSY}} &= \frac{G_\mu}{4\sqrt{2}\pi^2} \frac{\alpha_s}{\pi} \left[ -\sin^2\theta_{\bar{t}} \cos^2\theta_{\bar{t}} F_1(m_{\bar{t}_1}^2, m_{\bar{t}_2}^2) - \sin^2\theta_{\bar{b}} \cos^2\theta_{\bar{b}} F_1(m_{\bar{b}_1}^2, m_{\bar{b}_2}^2) \right. \\ &\quad \left. + \cos^2\theta_{\bar{t}} \cos^2\theta_{\bar{b}} F_1(m_{\bar{t}_1}^2, m_{\bar{b}_1}^2) + \cos^2\theta_{\bar{t}} \sin^2\theta_{\bar{b}} F_1(m_{\bar{t}_1}^2, m_{\bar{b}_2}^2) \right. \\ &\quad \left. + \sin^2\theta_{\bar{t}} \cos^2\theta_{\bar{b}} F_1(m_{\bar{t}_2}^2, m_{\bar{b}_1}^2) + \sin^2\theta_{\bar{t}} \sin^2\theta_{\bar{b}} F_1(m_{\bar{t}_2}^2, m_{\bar{b}_2}^2) \right], \quad (2.73)\end{aligned}$$

with

$$F_1(x, y) = x + y - 2 \frac{xy}{x-y} \log \frac{x}{y} \left[ 2 + \frac{x}{y} \ln \frac{x}{y} \right]$$

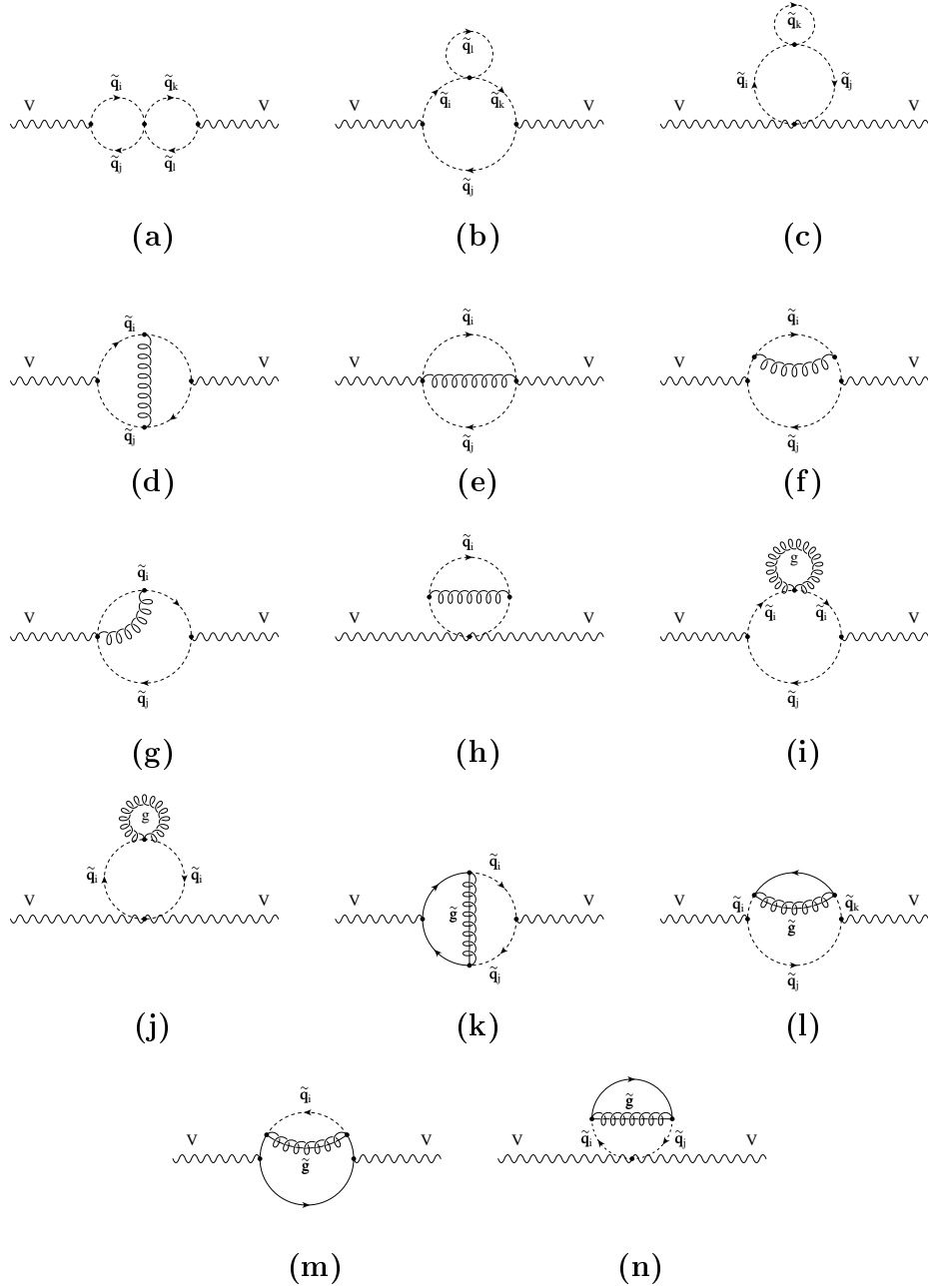


Figure 2.3: Feynman diagrams for the contribution of scalar quark loops to the gauge-boson self-energies at two-loop order.

$$+\frac{(x+y)x^2}{(x-y)^2} \log^2 \frac{x}{y} - 2(x-y) \text{Li}_2 \left( 1 - \frac{x}{y} \right), \quad (2.74)$$

where  $F_1$  has the properties  $F_1(m_a^2, m_b^2) = F_1(m_b^2, m_a^2)$ ,  $F_1(m^2, m^2) = 0$ ,  $F_1(m^2, 0) = m^2(1 + \pi^2/3)$ . The gluino exchange correction results in a lengthy formula, see Ref. [97], and is not given here. It decouples for  $m_{\tilde{g}} \rightarrow \infty$ .

The analytical formula for the  $\mathcal{O}(\alpha_s)$  corrections given in eq. (2.73) is expressed in terms of the physical squark masses, i.e. an on-shell renormalization has been carried out for all four squark masses. As discussed in Sect. 2.1.4, SU(2) invariance leads to a relation between

the stop and sbottom masses, so that not all four masses can be renormalized independently. This results in a finite mass shift of  $\mathcal{O}(\alpha_s)$  that is given, if expressed in terms of  $m_{\tilde{b}_1}$ , as the difference between the counterterm of eq. (2.24) and the on-shell counterterm. If the two-loop result is expressed in terms of the on-shell masses, this mass shift appears in the relation between the physical squark masses and the (unphysical) soft SUSY-breaking mass parameters in the squark mass matrices, see eq. (1.14). While this shift is formally of higher order in the evaluation of the masses that are inserted in the two-loop result, it needs to be taken into account in the one-loop result, This gives rise to an extra contribution compared to the results discussed in Sect. 2.4.1, see Ref. [97] for a more detailed discussion.

### The SUSY corrections at $\mathcal{O}(\alpha_t^2)$ , $\mathcal{O}(\alpha_t\alpha_b)$ , $\mathcal{O}(\alpha_b^2)$

Furthermore the leading  $\mathcal{O}(\alpha_t^2)$ ,  $\mathcal{O}(\alpha_t\alpha_b)$ ,  $\mathcal{O}(\alpha_b^2)$  corrections to  $\Delta\rho$  have been evaluated in the limit  $M_{\text{SUSY}} \rightarrow \infty$  [118,119]. The  $m_t$  dependence of  $\Delta\rho$  differs between the pure SM contribution and the additional SUSY corrections. Within the SM, the corrections are  $\sim m_t^2$  for the one-loop and  $\sim m_t^4$  for the two-loop correction, leading to sizable shifts in the precision observables. The additional SUSY corrections at the one-loop level (from scalar quark loops), on the other hand, do not contain a prefactor  $\sim m_t^2$ . In the electroweak two-loop corrections it is no longer possible to separate out the pure SM contribution because of the extended Higgs sector of the MSSM. The leading electroweak two-loop corrections in the MSSM are therefore of  $\mathcal{O}(G_\mu^2 m_t^4)$  (as in the SM case) and potentially sizable.

The leading contributions of  $\mathcal{O}(\alpha_t^2)$ ,  $\mathcal{O}(\alpha_t\alpha_b)$  and  $\mathcal{O}(\alpha_b^2)$  have been derived by extracting the contributions proportional to  $y_t^2$ ,  $y_t y_b$  and  $y_b^2$ , where

$$y_t = \frac{\sqrt{2} m_t}{v \sin \beta}, \quad y_b = \frac{\sqrt{2} m_b}{v \cos \beta}. \quad (2.75)$$

The coefficients of these terms could then be evaluated in the gauge-less limit, i.e. for  $M_W, M_Z \rightarrow 0$  (keeping  $c_W = M_W/M_Z$  fixed).

For the Higgs masses appearing in the two-loop diagrams the following relations have been used, arising from the gauge-less limit

$$m_{H^\pm}^2 = M_A^2, \quad m_G^2 = 0, \quad m_{G^\pm}^2 = 0. \quad (2.76)$$

Applying the corresponding limit also in the neutral  $\mathcal{CP}$ -even Higgs sector would yield for the lightest  $\mathcal{CP}$ -even Higgs-boson mass  $m_h^2 = 0$  (and furthermore  $m_H^2 = M_A^2$ ,  $\sin \alpha = -\cos \beta$ ,  $\cos \alpha = \sin \beta$ ). Since within the SM the limit  $M_H^{\text{SM}} \rightarrow 0$  turned out to be only a poor approximation of the result for arbitrary  $M_H^{\text{SM}}$ ,  $m_h^2$  has been kept non-zero (which formally is a higher-order effect). Keeping  $m_h$  as a free parameter is also relevant in view of the fact that the lightest MSSM Higgs boson receives large higher order corrections, which shift its upper bound up to 135 GeV (for  $M_{\text{SUSY}} \leq 1$  TeV and  $m_t = 175$  GeV), see Sect. 2.7. These corrections can easily be taken into account in this way (in the Higgs contributions at one-loop order, however, the tree-level value of  $m_h$  should be used). Keeping  $\alpha$  arbitrary is necessary in order to incorporate non SM-like couplings of the lightest  $\mathcal{CP}$ -even Higgs boson to fermions and gauge bosons.

On the other hand, keeping all Higgs-sector parameters completely arbitrary is not possible, as the underlying symmetry of the MSSM Lagrangian has to be exploited in order

to ensure the UV-finiteness of the two-loop corrections to  $\Delta\rho$ . Thus only those symmetry relations have been enforced in the neutral  $\mathcal{CP}$ -even Higgs sector which are explicitly needed in order to obtain a complete cancellation of the UV-divergences.

It is convenient to discuss the  $\mathcal{O}(\alpha_t^2 \propto G_\mu^2 m_t^4)$  SUSY contributions to  $\Delta\rho$  separately, i.e. the case where  $y_b = 0$ . The  $\mathcal{O}(\alpha_t^2)$  corrections are by far the dominant subset within the SM, i.e. the  $\mathcal{O}(\alpha_t \alpha_b)$  and  $\mathcal{O}(\alpha_b^2)$  corrections can safely be neglected within the SM. The same is true within the MSSM for not too large values of  $\tan\beta$ . It is well known [120] that the SUSY sector of the MSSM decouples if the general soft SUSY-breaking scale goes to infinity (corresponding to  $M_{\text{SUSY}} \rightarrow \infty$  in the one-loop result given above). The leading contributions of  $\mathcal{O}(G_\mu^2 m_t^4)$  in the case where the scalar quarks are heavy is therefore obtained in the limit where only the two Higgs doublet sector of the MSSM is active [118,119], corresponding to the limit  $M_{\text{SUSY}} \rightarrow \infty$ .

In Ref. [118] the result has been obtained in the simplified case with tree-level Higgs boson masses. In the limit  $M_W, M_Z \rightarrow 0$  the neutral  $\mathcal{CP}$ -even Higgs boson masses at the tree-level reduce to

$$m_h^2 = 0, \quad m_H^2 = M_A^2. \quad (2.77)$$

In this limit also the relation between the angles  $\alpha$  and  $\beta$ , see eq. (1.6), becomes very simple,  $\alpha = \beta - \pi/2$ , i.e.  $\sin\alpha = -\cos\beta$ ,  $\cos\alpha = \sin\beta$ . The only remaining scales left are the top quark mass,  $m_t$ , the  $\mathcal{CP}$ -odd Higgs boson mass,  $M_A$ , and  $\tan\beta$  (or  $\sin\beta = \tan\beta/\sqrt{1+\tan^2\beta}$ ). In the limit of large  $\tan\beta$  (i.e.  $(1 - \sin^2\beta) \ll 1$ ) the result takes a particularly simple form. One obtains

$$\Delta\rho_{1,\text{Higgs},m_h=0}^{\text{SUSY}} = 3 \frac{G_\mu^2}{128 \pi^4} m_t^4 \left[ \frac{19}{\sin^2\beta} - 2\pi^2 + \mathcal{O}(1 - \sin^2\beta) \right]. \quad (2.78)$$

Thus, for large  $\tan\beta$  the SM limit with  $M_H^{\text{SM}} \rightarrow 0$  (see eq. (2.69)) is reached.

Keeping  $\tan\beta$  arbitrary but expanding for large values of  $M_A$  yields

$$\begin{aligned} \Delta\rho_{1,\text{Higgs},m_h=0}^{\text{SUSY}} &= 3 \frac{G_\mu^2}{128 \pi^4} m_t^4 \times \\ &\left\{ \begin{aligned} &19 - 2\pi^2 \\ & - \frac{1 - \sin^2\beta}{\sin^2\beta} \left[ \left( \log^2 A + \frac{\pi^2}{3} \right) (8A + 32A^2 + 132A^3 + 532A^4) \right. \\ & + \log(A) \frac{1}{30} (560A + 2825A^2 + 11394A^3 + 45072A^4) \\ & \left. - \frac{1}{1800} (2800A + 66025A^2 + 300438A^3 + 1265984A^4) + \mathcal{O}(A^5) \right] \end{aligned} \right\}, \end{aligned} \quad (2.79)$$

where  $A \equiv m_t^2/M_A^2$ . In the limit  $A \rightarrow 0$  one obtains

$$\Delta\rho_{1,\text{Higgs},m_h=0}^{\text{SUSY}} = 3 \frac{G_\mu^2}{128 \pi^4} m_t^4 [19 - 2\pi^2] + \mathcal{O}(A), \quad (2.80)$$

i.e. exactly the SM limit for  $M_H^{\text{SM}} \rightarrow 0$  is reached. This constitutes an important consistency check: in the limit  $A \rightarrow 0$  the heavy Higgs bosons are decoupled from the theory. Thus only the lightest  $\mathcal{CP}$ -even Higgs boson should remain, which has in the  $\mathcal{O}(G_\mu^2 m_t^4)$  approximation (neglecting higher-order corrections) the mass  $m_h = 0$ , see eq. (2.77). As already observed in Ref. [97], the decoupling of the non-SM contributions in the limit where the new scale (i.e. in the present case  $M_A$ ) is made large is explicitly seen here at the two-loop level.

Now we turn to the full  $\mathcal{O}(\alpha_t^2)$  corrections. As discussed in Ref. [119], an UV-finite result could only be obtained if the relations in eq. (2.76) are taken into account. The masses of the neutral Higgs bosons as well as the mixing angle could be kept as ‘independent’ parameters, i.e. they can be obtained taking into account higher order corrections. The full result without the tree-level relations is rather lengthy and can be found in Ref. [119].

Now also the  $\mathcal{O}(\alpha_t \alpha_b)$ ,  $\mathcal{O}(\alpha_b^2)$  SUSY corrections are considered. The structure of the fermion doublet requires that further symmetry relations are taken into account. Within the Higgs boson sector it is necessary, besides using eq. (2.76), also to use the relations for the heavy  $\mathcal{CP}$ -even Higgs boson mass and the Higgs mixing angle,

$$m_H^2 = M_A^2, \quad \sin \alpha = -\cos \beta, \quad \cos \alpha = \sin \beta. \quad (2.81)$$

On the other hand,  $m_h$  can be kept as a free parameter. The couplings of the lightest  $\mathcal{CP}$ -even Higgs boson to gauge bosons and SM fermions, however, become SM-like, once the mixing angle relations, eq. (2.81), are used. Furthermore, the Yukawa couplings can no longer be treated as free parameters, i.e. eq. (2.75) has to be employed, which ensures that the Higgs mechanism governs the Yukawa couplings. Corrections enhanced by  $\tan \beta$  thus arise only from the heavy Higgs bosons, while the contribution from the lightest  $\mathcal{CP}$ -even Higgs boson resembles the SM one.

### 2.4.3 Results in the NMFV MSSM

The existing corrections to  $\Delta\rho$  within the NMFV MSSM [25] consist of squark contributions based on the general  $4 \times 4$  mass matrix for both the  $\tilde{t}/\tilde{c}$  and the  $\tilde{b}/\tilde{s}$  sector, see Sect. 1.2.6. These corrections are visualized by the Feynman diagrams in Fig. 2.4. They are denoted as  $\Delta\rho^{\tilde{q}}$ .

The squark contribution  $\Delta\rho^{\tilde{q}}$  can be decomposed according to

$$\Delta\rho^{\tilde{q}} = \Xi_Z + \Theta_Z + \Xi_W + \Theta_W, \quad (2.82)$$

where  $\Xi$  and  $\Theta$  correspond to different diagram topologies, i.e. to diagrams with trilinear and quartic couplings, respectively (see Fig. 2.4). The explicit expressions read as follows,

$$\begin{aligned} \Xi_W &= \frac{3g^2}{8\pi^2 M_W^2} \sum_{a,b,c,d} \sum_{\alpha,\beta} V_{\text{CKM}}^{ab} V_{\text{CKM}}^{cd} R_{\tilde{u}}^{\alpha a} R_{\tilde{u}}^{\alpha c} R_{\tilde{d}}^{\beta b} R_{\tilde{d}}^{\beta d} B_{00}(0, m_{\tilde{u}_\alpha}^2, m_{\tilde{d}_\beta}^2), \\ \Theta_W &= -\frac{3g^2}{32\pi^2 M_W^2} \sum_a \sum_\alpha \left\{ (R_{\tilde{u}}^{\alpha a})^2 A_0(m_{\tilde{u}_\alpha}^2) + (R_{\tilde{d}}^{\alpha a})^2 A_0(m_{\tilde{d}_\alpha}^2) \right\}, \\ \Xi_Z &= -\frac{3g^2}{144c_W^2 \pi^2 M_Z^2} \sum_{\alpha,\beta,\gamma,\delta} \left\{ \kappa_{\tilde{d}}(\gamma) R_{\tilde{d}}^{\alpha\gamma} R_{\tilde{d}}^{\beta\gamma} \kappa_{\tilde{d}}(\delta) R_{\tilde{d}}^{\alpha\delta} R_{\tilde{d}}^{\beta\delta} B_{00}(0, m_{\tilde{d}_\alpha}^2, m_{\tilde{d}_\beta}^2) \right\} \end{aligned}$$

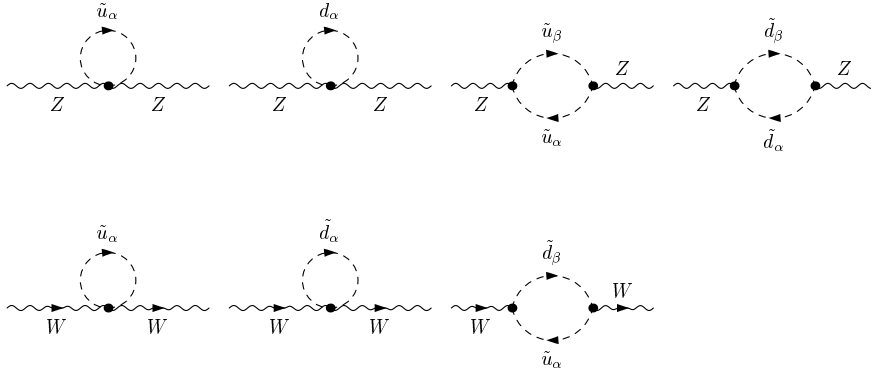


Figure 2.4: Feynman diagrams for the squark contributions to the gauge boson self-energies.

$$\begin{aligned}
& + \kappa_{\tilde{u}}(\gamma) R_{\tilde{u}}^{\alpha\gamma} R_{\tilde{u}}^{\beta\gamma} \kappa_{\tilde{u}}(\delta) R_{\tilde{u}}^{\alpha\delta} R_{\tilde{u}}^{\beta\delta} B_{00}(0, m_{\tilde{u}_\alpha}^2, m_{\tilde{u}_\beta}^2) \Big\}, \\
\Theta_Z = & \frac{3g^2}{288c_W^2\pi^2 M_Z^2} \sum_{\alpha,\beta,\gamma,\delta} \left\{ (\kappa_{\tilde{d}}(\gamma))^2 (R_{\tilde{d}}^{\alpha\gamma})^2 A_0(m_{\tilde{d}_\alpha}^2) + \kappa_{\tilde{u}}(\gamma)^2 (R_{\tilde{u}}^{\alpha\gamma})^2 A_0(m_{\tilde{u}_\alpha}^2) \right\}. \quad (2.83)
\end{aligned}$$

Here the indices run from 1 to 2 for Latin letters, and from 1 to 4 for Greek letters. The expressions contain the one-point integral  $A_0$  and the two-point integral  $B_{00}$  in  $B_{\mu\nu}(k) = g_{\mu\nu} B_{00} + k_\mu k_\nu B_{11}$  in the convention of Ref. [121]. The remaining constants  $\kappa_{\tilde{u}}$  and  $\kappa_{\tilde{d}}$  are defined as follows,

$$\kappa_{\tilde{d}} = \begin{pmatrix} 3 - 2s_W^2 \\ 3 - 2s_W^2 \\ -2s_W^2 \\ -2s_W^2 \end{pmatrix}, \quad \kappa_{\tilde{u}} = \begin{pmatrix} -3 + 4s_W^2 \\ -3 + 4s_W^2 \\ 4s_W^2 \\ 4s_W^2 \end{pmatrix}. \quad (2.84)$$

The CKM matrix only affects  $\Xi_W$ . Corrections from the first-generation squarks are negligible due to their very small mass splitting. Non-minimal flavor mixing of the first generation with the other ones has been set to zero, but conventional CKM mixing is basically present. Although it is required for a UV finite result, it yields only negligibly small effects. Therefore, for simplification, we drop the first generation and restore the cancellation of UV divergences by a unitary  $2 \times 2$  matrix replacing the {23}-submatrix of the CKM matrix,

$$V_{\text{CKM}} = \begin{pmatrix} V_{cs} & V_{cb} \\ V_{ts} & V_{tb} \end{pmatrix} = \begin{pmatrix} \cos \epsilon & \sin \epsilon \\ -\sin \epsilon & \cos \epsilon \end{pmatrix}, \quad (2.85)$$

with  $|\epsilon| \approx 0.04$  close to the experimental entries [3] of the conventional CKM matrix.

Since  $\Delta\rho^{\tilde{q}}$  is a finite quantity, and the CKM matrix effects (and therefore, the  $\epsilon$  dependence) only appear in  $\Xi_W$ , it has been shown [25] that  $\Xi_W$  (and thus  $\Delta\rho$ ) is symmetric under the simultaneous reversal of signs  $\epsilon \rightarrow -\epsilon$ ,  $\lambda \rightarrow -\lambda$  (see eq. (1.50)), i.e. only the relative sign has a physical consequence, affecting the results for  $\Delta\rho$  significantly. In physical terms, non-minimal squark mixing can either strengthen or partially compensate the CKM mixing.

## 2.5 Evaluation of $M_W$

One of the most important quantities for testing the SM or its extensions is the relation between the massive gauge boson masses,  $M_W$  and  $M_Z$ , in terms of the Fermi constant,  $G_\mu$ , and the fine structure constant,  $\alpha$ . This relation can be derived from muon decay, where the Fermi constant enters the muon lifetime,  $\tau_\mu$ , via the expression

$$\tau_\mu^{-1} = \frac{G_\mu^2 m_\mu^5}{192\pi^3} F\left(\frac{m_e^2}{m_\mu^2}\right) \left(1 + \frac{3}{5} \frac{m_\mu^2}{M_W^2}\right) (1 + \Delta q), \quad (2.86)$$

with  $F(x) = 1 - 8x - 12x^2 \ln x + 8x^3 - x^4$ . By convention, this defining equation is supplemented with the QED corrections within the Fermi Model,  $\Delta q$ . Results for  $\Delta q$  have been available for a long time at the one-loop [122] and, more recently, at the two-loop level [123] (the error in the two-loop term is from the hadronic uncertainty),

$$\Delta q = 1.810 \frac{\alpha}{4\pi} + (6.701 \pm 0.002) \left(\frac{\alpha}{4\pi}\right)^2. \quad (2.87)$$

Commonly, tree-level  $W$  propagator effects giving rise to the (numerically insignificant) term  $3m_\mu^2/(5M_W^2)$  in eq. (2.86) are also included in the definition of  $G_\mu$ , although they are not part of the Fermi Model prediction. With the second order term of eq. (2.87) the defining equation for  $G_\mu$  in terms of the experimental muon lifetime, eq. (2.86), yields the value of  $G_\mu$  given in Tab. 1.3.

Within a given model,  $G_\mu$  can be calculated in terms of the model parameters. The Fermi constant is given by the expression

$$\frac{G_\mu}{\sqrt{2}} = \frac{e_0^2}{8s_W^0 M_W^0} \left[ 1 + \frac{\Sigma^W(0)}{M_W^2} + (VB) \right]. \quad (2.88)$$

This equation contains the bare parameters with the bare mixing angle. The term  $(VB)$  schematically summarizes the vertex corrections and box diagrams in the decay amplitude. A set of infrared-divergent ‘‘QED correction’’ graphs has been removed from this class of diagrams. These left-out diagrams, together with the real bremsstrahlung contributions, reproduce the QED correction factor of the Fermi model result in eqs. (2.86), (2.87) and therefore have no influence on the relation between  $G_\mu$  and the model parameters.

Equation (2.88) contains the bare parameters  $e_0, M_W^0, s_W^0$ . Expanding the bare parameters and keeping only terms of one-loop order yields the expression,

$$\begin{aligned} \frac{G_\mu}{\sqrt{2}} &= \frac{e^2}{8s_W^2 M_W^2} \\ &\times \left[ 1 + 2 \frac{\delta e}{e} - \frac{c_W^2}{s_W^2} \left( \frac{\delta M_Z^2}{M_Z^2} - \frac{\delta M_W^2}{M_W^2} \right) + \frac{\Sigma^W(0) - \delta M_W^2}{M_W^2} + (VB) \right] \\ &\equiv \frac{e^2}{8s_W^2 M_W^2} (1 + \Delta r), \end{aligned} \quad (2.89)$$

which is equivalent to eq. (2.55). The quantity  $\Delta r$  is the finite combination of loop diagrams and counterterms in (2.89). The prediction for  $M_W$  within the SM or the MSSM is obtained

from evaluating  $\Delta r$  in these models and solving eq. (2.89),

$$M_W^2 = M_Z^2 \left\{ \frac{1}{2} + \sqrt{\frac{1}{4} - \frac{\pi\alpha}{\sqrt{2}G_F M_Z^2} \left[ 1 + \Delta r(M_W, M_Z, m_t, \dots) \right]} \right\}. \quad (2.90)$$

In practice, this can be done by an iterative procedure since  $\Delta r$  itself depends on  $M_W$ .

The one-loop contributions to  $\Delta r$  can be written as

$$\Delta r = \Delta\alpha - \frac{c_W^2}{s_W^2} \Delta\rho + (\Delta r)_{\text{rem}}, \quad (2.91)$$

where  $\Delta\alpha$  is the shift in the fine structure constant due to the light fermions of the SM,  $\Delta\alpha \propto \log m_f$  (see the discussion in Sect. 2.1.3), and  $\Delta\rho$  is the leading contribution to the  $\rho$  parameter from fermion and sfermion loops. The remainder part,  $(\Delta r)_{\text{rem}}$ , contains in particular the contributions from the Higgs sector.

In the following we will discuss the status of the theoretical evaluation of  $M_W$ . After a brief review of the SM contribution, the additional MSSM corrections are described in more detail.

### 2.5.1 SM corrections

In the SM, the result for  $(VB)$  in eq. (2.89) is

$$(VB) = \frac{\alpha}{\pi s_W^2} \left( \Delta - \log \frac{M_W^2}{\mu^2} \right) + \frac{\alpha}{4\pi s_W^2} \left( 6 + \frac{7 - 4s_W^2}{2s_W^2} \log c_W^2 \right). \quad (2.92)$$

The singular part of this equation involving the divergence  $\Delta \equiv 2/(4-D) - \gamma + \log 4\pi$  (see App. A) coincides, up to a factor, with the non-Abelian bosonic contribution to the charge counterterm in eq. (2.9):

$$\frac{\alpha}{\pi s_W^2} \left( \Delta - \log \frac{M_W^2}{\mu^2} \right) = \frac{2}{c_W s_W} \frac{\Sigma^{\gamma Z}(0)}{M_Z^2}. \quad (2.93)$$

Extra non-standard vertex and box diagrams do not change the singular part; they contribute another finite term  $(VB)_{\text{non-standard}}$ . Together with eq. (2.9) and eq. (2.92), we obtain from eq. (2.89) the following expression,

$$\begin{aligned} \Delta r = & \Pi^\gamma(0) - \frac{c_W^2}{s_W^2} \left( \frac{\delta M_Z^2}{M_Z^2} - \frac{\delta M_W^2}{M_W^2} \right) + \frac{\Sigma^W(0) - \delta M_W^2}{M_W^2} \\ & + 2 \frac{c_W}{s_W} \frac{\Sigma^{\gamma Z}(0)}{M_Z^2} + \frac{\alpha}{4\pi s_W^2} \left( 6 + \frac{7 - 4s_W^2}{2s_W^2} \log c_W^2 \right) + (VB)_{\text{non-standard}}, \end{aligned} \quad (2.94)$$

where in the on-shell renormalization the renormalization constants are given by the on-shell self-energies, as specified in eq. (2.7).

Beyond the complete one-loop result [109], resummations of the leading one-loop contributions  $\Delta\alpha$  and  $\Delta\rho$  are known [124]. They correctly take into account the terms of the form



$(\Delta\alpha)^2$ ,  $(\Delta\rho)^2$ ,  $(\Delta\alpha\Delta\rho)$ , and  $(\Delta\alpha\Delta r_{\text{rem}})$  at the two-loop level and the leading powers in  $\Delta\alpha$  to all orders.

Higher-order QCD corrections to  $\Delta r$  are known at  $\mathcal{O}(\alpha\alpha_s)$  [110,125,126] and  $\mathcal{O}(\alpha\alpha_s^2)$  [111, 127] since about 10 years. Recently the full electroweak two-loop result for  $\Delta r$  has been completed. It consists of the fermionic contribution [90,128,129], which involves diagrams with one or two closed fermion loops, and the purely bosonic two-loop contribution [130].

Beyond two-loop order, besides higher-order contributions to  $\Delta\rho$  (see Sect. 2.4.2) the results for the pure fermion-loop corrections (i.e. contributions containing  $n$  fermion loops at  $n$ -loop order) are known up to four-loop order [131]. They contain in particular the leading contributions in  $\Delta\alpha$  and  $\Delta\rho$ .

Since the full result for  $M_W$  is rather lengthy and contains numerical integrations of integrals appearing in the electroweak two-loop contributions, a simple parametrization is given in Ref. [132]. It approximates the full result for  $M_W$  to better than 0.5 MeV for  $10 \text{ GeV} \leq M_H \leq 1 \text{ TeV}$  if the other parameters are varied within their combined  $2\sigma$  region around their experimental central values.

The expected size of the unknown higher-order corrections, i.e. the estimated theory uncertainties [132] (for  $M_H \lesssim 300 \text{ GeV}$ ) are summarized in Tab. 2.1 (see Ref. [65,132,133] for further details).

2-loop		3-loop		
$\mathcal{O}(\alpha^2, \text{ferm})$	$\mathcal{O}(\alpha^2, \text{bos})$	$\mathcal{O}(\alpha\alpha_s^2, \text{ferm})$	$\mathcal{O}(G_\mu^2\alpha_s m_t^2 M_Z^2)$	$\mathcal{O}(\alpha^3)$
compl. [90,128,129]	compl. [130]	compl. [111,127]	3.0	1.5

4-loop	
$\mathcal{O}(G_\mu\alpha_s^3 m_t^2)$	$\mathcal{O}(G_\mu^2\alpha_s^2 m_t^4)$
1.3	1.4

Table 2.1: Estimated uncertainties from unknown higher-order corrections to  $M_W$  in MeV [132].

Currently these intrinsic uncertainties result in [132]

$$\delta M_W^{\text{SM,intr}} (\text{current}) = 4 \text{ MeV} . \quad (2.95)$$

It seems reasonable that the evaluation of further higher-order corrections will lead to a reduction of this uncertainty by a factor of two or more on the timescale of 5–10 years. We therefore estimate as future intrinsic uncertainty

$$\delta M_W^{\text{SM,intr}} (\text{future}) = 2 \text{ MeV} . \quad (2.96)$$

The dominant theoretical uncertainty at present is the uncertainty induced by the experimental errors of the input parameters. The most important uncertainties arise from the experimental error of the top-quark mass and the hadronic contribution to the shift in the

fine structure constant. The current errors for  $m_t$  [134] and  $\Delta\alpha_{\text{had}}$  [93] induce the following parametric uncertainties

$$\delta m_t^{\text{current}} = 4.3 \text{ GeV} \Rightarrow \Delta M_W^{\text{para}, m_t} (\text{current}) \approx 26 \text{ MeV}, \quad (2.97)$$

$$\delta(\Delta\alpha_{\text{had}}^{\text{current}}) = 36 \times 10^{-5} \Rightarrow \Delta M_W^{\text{para}, \Delta\alpha_{\text{had}}} (\text{current}) \approx 6.5 \text{ MeV}. \quad (2.98)$$

At the ILC, the top-quark mass will be measured with an accuracy of about 100 MeV [7–9]. The parametric uncertainties induced by the future experimental errors of  $m_t$  and  $\Delta\alpha_{\text{had}}$  [135] will then be [63]

$$\delta m_t^{\text{future}} = 0.1 \text{ GeV} \Rightarrow \Delta M_W^{\text{para}, m_t} (\text{future}) \approx 1 \text{ MeV}, \quad (2.99)$$

$$\delta(\Delta\alpha_{\text{had}}^{\text{future}}) = 5 \times 10^{-5} \Rightarrow \Delta M_W^{\text{para}, \Delta\alpha_{\text{had}}} (\text{future}) \approx 1 \text{ MeV}. \quad (2.100)$$

Thus, the precision measurement of the top-quark mass at the ILC and prospective improvements in the determination of  $\Delta\alpha_{\text{had}}$  (see the discussion in Ref. [135]) will reduce the parametric uncertainties to the same level as the prospective intrinsic uncertainties, eq. (2.96), allowing a very sensitive test of the electroweak theory.

## 2.5.2 SUSY corrections

In this subsection we review the current status of the SUSY corrections to  $M_W$ . The intrinsic uncertainties from missing higher-order SUSY corrections will be discussed in Sect. 3.1.2.

### One-loop corrections

The complete one-loop corrections to  $\Delta r_{\text{SUSY}}^2$  were evaluated independently by two groups [136, 137]. The main part of the contributions stems from the  $\tilde{t}/\tilde{b}$  doublet that enters at the one-loop level only via gauge-boson self-energies. Therefore, only Feynman diagrams as depicted in Fig. 2.1 have to be evaluated, but contrary to Sect. 2.4.2 also with non-vanishing external momentum. In general, all scalar-quark contributions (yielding  $\Sigma^{\gamma Z}(0) = 0$ , according to the comment after eq. (2.10)) are contained in

$$\Delta r^{\tilde{q}} = \Pi^\gamma(0) - \frac{c_W^2}{s_W^2} \left( \frac{\delta M_Z^2}{M_Z^2} - \frac{\delta M_W^2}{M_W^2} \right) + \frac{\Sigma^W(0) - \delta M_W^2}{M_W^2}. \quad (2.101)$$

In the approximation of neglecting the external momenta in the self-energies the second term in eq. (2.101) reduces to  $\Delta\rho$ , leading to a decomposition as in eq. (2.91). For loops of scalar quarks the corrections mainly arise from the contribution to  $\Delta\rho$  (see eq. (2.64)), so that  $\Delta r^{\tilde{q}}$  can be approximated as

$$\Delta r^{\tilde{q}} \approx -\frac{c_W^2}{s_W^2} \Delta\rho \approx -3.5\Delta\rho. \quad (2.102)$$

The full one-loop result from the  $\tilde{t}/\tilde{b}$  sector is compared with this approximation in Figs. 2.5 and 2.6. The case of no-mixing in the  $\tilde{b}$  sector is shown in Fig. 2.5 for  $\tan\beta = 1.6$  and  $X_t = 0, 200 \text{ GeV}$ . The full result is reproduced by the  $\Delta\rho$  approximation within a few per

---

<sup>2</sup>From here on we drop the subscript  $\text{SUSY}$ .

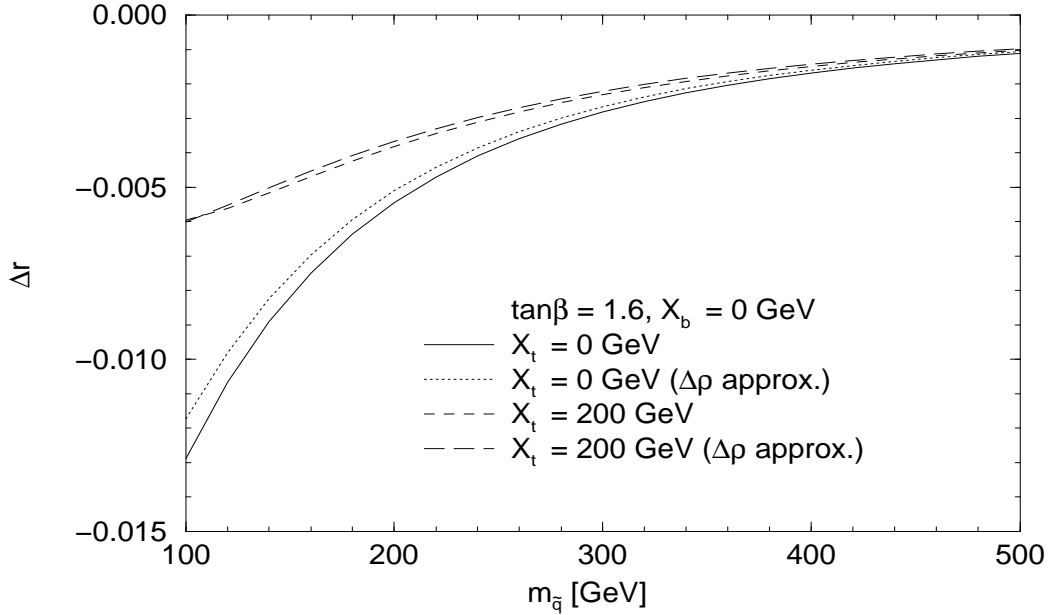


Figure 2.5: The  $\tilde{t}/\tilde{b}$  corrections to  $\Delta r$  at the one-loop level, eq. (2.101), are compared with the approximation, eq. (2.102). The results are shown as a function of  $m_{\tilde{q}}(\equiv M_{\text{SUSY}})$  for  $\tan\beta = 1.6$ ,  $X_b = 0$  and  $X_t = 0, 200$  GeV.

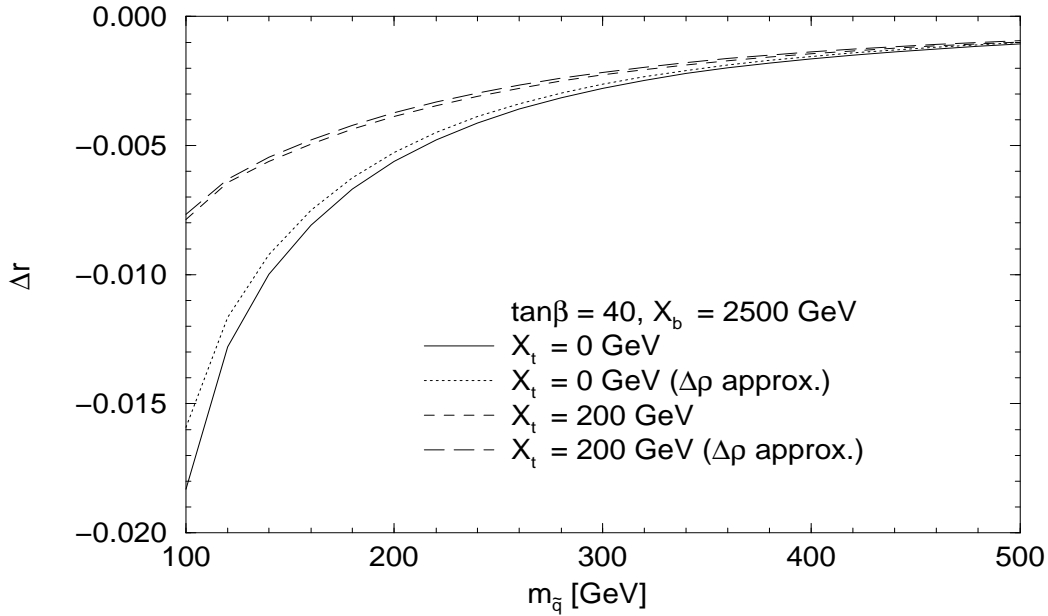


Figure 2.6: The  $\tilde{t}/\tilde{b}$  corrections to  $\Delta r$  at the one-loop level, eq. (2.101), are compared with the approximation, eq. (2.102). The results are shown as a function of  $m_{\tilde{q}}(\equiv M_{\text{SUSY}})$  for  $\tan\beta = 40$ ,  $X_b = 2500$  GeV and  $X_t = 0, 200$  GeV.

cent. The same applies for large mixing in the  $\tilde{b}$  sector, see Fig. 2.6, with  $X_b = 2500$  GeV,  $\tan\beta = 40$  and  $X_t = 0, 200$  GeV.

As investigated in detail in Refs. [136,137], the full SUSY one-loop contribution to  $\Delta r$  does not exceed  $\mathcal{O}(0.0015)$  (explicit formulas for the self-energy contributions are given in Ref. [138], see also Refs. [103,139].) The main contribution is given by the universal corrections, see eq. (2.94). The corrections beyond the  $\tilde{t}/\tilde{b}$  sector arise from the other scalar quarks, entering only in the universal corrections, and the sleptons and gauginos, entering in the universal as well as in the non-universal contributions [136].

The full one-loop corrections from third and second generation squarks in the NMFV MSSM, using eq. (2.101), have been derived in Ref. [25].

### Corrections beyond one-loop

Since the dominant one-loop corrections are given by the  $\tilde{t}/\tilde{b}$  contributions, the existing two-loop calculations have focused on this sector. The only existing two-loop calculation for  $\Delta r$ , going beyond the  $\Delta\rho$  approximation as presented in Sect. 2.4.2, are the gluon-exchange corrections of  $\mathcal{O}(\alpha\alpha_s)$  [140]. This is the only result in the  $\tilde{t}/\tilde{b}$  sector beyond one-loop order that can be obtained as an analytical formula due to the presence of the massless gluon in the two-loop two-point function. The gluino-exchange corrections, on the other hand, have been shown to decouple for large  $m_{\tilde{g}}$  [97], see Sect. 2.4.2.

The  $\mathcal{O}(\alpha\alpha_s)$  gluonic corrections are evaluated from the Feynman diagrams as shown in Fig. 2.3, but taking into account the momentum dependence. Furthermore the derivative of the photon self-energy is needed. It is given by ( $D = 4 - 2\delta$ )

$$\begin{aligned} \Pi^\gamma(0) = & -C_F \frac{\alpha\alpha_s}{\pi\pi} \frac{3}{4s_W^2} \sum_{f=1,2} \sum_{a=1,2} v_f (1-\delta)\delta \\ & \left[ \frac{(1-2\delta)(1-\delta)^2}{(2-\delta)(1-4\delta^2)} \frac{(A_0(m_{\tilde{f}_i}))^2}{m_{\tilde{f}_i}^4} + \frac{A_0(m_{\tilde{f}_i})B_0(m_{\tilde{f}_i}^2, 0, m_{\tilde{f}_i}^2)}{m_{\tilde{f}_i}^2} \right] \end{aligned} \quad (2.103)$$

with

$$\begin{aligned} v_1 &= \left(-\frac{4}{3}s_W c_W\right)^2, v_2 = \left(\frac{2}{3}s_W c_W\right)^2 \\ m_{\tilde{f}_i} &= \begin{cases} m_{\tilde{t}_i} & : f = 1 \\ m_{\tilde{b}_i} & : f = 2 \end{cases} \end{aligned}$$

The most complicated parts are the gauge boson self-energies with non-zero external momentum. The general case is given by

$$\begin{aligned} \Sigma^{V_1 V_2}(p^2) = & C_F \frac{\alpha\alpha_s}{\pi\pi} \frac{3}{4s_W^2} \tilde{g}_{V_1 V_2} \sum_{f=1,2} \sum_{a,b=1,2} g_{ab}^{V_1 V_2} \frac{1}{3-2\delta} \left[ \right. \\ & \left. -\frac{m_a^2}{2} F_{ab} T_{11234'}(m_a^2, m_a^2, \bar{m}_b^2, m_a^2, 0) - \frac{1}{2} F_{ab} T_{1234'}(m_a^2, \bar{m}_b^2, m_a^2, 0) \right] \end{aligned}$$

$$\begin{aligned}
& -\frac{m_a^2 + \bar{m}_b^2 - p^2}{8} F_{ab} T_{123'45}(m_a^2, \bar{m}_b^2, 0, m_a^2, \bar{m}_b^2) + \frac{1}{2}(1 - \delta) T_{234'}(m_a^2, \bar{m}_b^2, 0) \\
& + \frac{m_a^2}{2} F_{ab} B_0'(p^2, m_a^2, m_a^2, \bar{m}_b^2) B_0(m_a^2, 0, m_a^2) - \frac{m_a^2 + \bar{m}_b^2 - p^2}{4} (B_0(p^2, m_a^2, \bar{m}_b^2))^2 \\
& + \frac{m_a^2 - \bar{m}_b^2 - p^2}{p^2} m_a^2 B_0(m_a^2, 0, m_a^2) B_0(p^2; m_a^2, \bar{m}_b^2) \\
& - \frac{1}{2} \left( \frac{m_a^2}{p^2} (A_0(m_a) - A_0(\bar{m}_b)) - 2(1 - \delta)^2 A_0(m_a) + (1 - \delta) \frac{m_a^2 - \bar{m}_b^2}{p^2} A_0(m_a) \right) \\
& \quad B_0(m_a^2, 0, m_a^2) \\
& - \frac{1}{2} \left( 2(1 - \delta) - \frac{m_a^2 - \bar{m}_b^2}{p^2} \right) \frac{(1 - \delta)^2}{(1 - 2\delta)m_a^2} A_0^2(m_a) \Big], \tag{2.104}
\end{aligned}$$

with

$$F_{ab} = \frac{((m_a - \bar{m}_b)^2 - p^2)((m_a + \bar{m}_b)^2 - p^2)}{p^2}$$

and

- $V_1, V_2 \in \{\gamma, Z^0\}$

$$g_{ab}^{V_1 V_2} = \left[ (2t_a t_b - \delta_{ab}) a_{V_1}^f - \delta_{ab} v_{V_1}^f \right] \left[ (2t_a t_b - \delta_{ab}) a_{V_2}^f - \delta_{ab} v_{V_2}^f \right]$$

with

$$t_i = \begin{cases} \cos \theta_{\bar{f}} & : i = 1 \\ \sin \theta_{\bar{f}} & : i = 2 \end{cases},$$

$$a_Z^f = I_3^f, \quad v_Z^f = I_3^f - 2s_W^2 Q_f,$$

$$a_\gamma^f = 0, \quad v_\gamma^f = 2s_W c_W Q_f,$$

$$\tilde{g}_{V_1 V_2} = 1,$$

$$m_i = \bar{m}_i = \begin{cases} m_{\bar{t}_i} & : f = 1 \\ m_{\bar{b}_i} & : f = 2 \end{cases}$$

- $V_1 = V_2 = W$

$$g_{ab}^{WW} = s_a^2 t_b^2,$$

with

$$s_a = \begin{cases} \cos \theta_{\bar{t}} & : a = 1 \\ \sin \theta_{\bar{t}} & : a = 2 \end{cases}, \quad t_b = \begin{cases} \cos \theta_{\bar{b}} & : b = 1 \\ \sin \theta_{\bar{b}} & : b = 2 \end{cases},$$

$$\tilde{g}_{WW} = \frac{1}{c_W^2},$$

$$m_i = \begin{cases} m_{\bar{t}_i} & : f = 1 \\ m_{\bar{b}_i} & : f = 2 \end{cases}, \quad \bar{m}_j = \begin{cases} m_{\bar{b}_j} & : f = 1 \\ m_{\bar{t}_j} & : f = 2 \end{cases}.$$

The functions  $A_0$ ,  $B_0$  [141],  $T_{234'}$ ,  $T_{123'4}$ ,  $T_{1123'4}$  and  $T_{123'45}$  [126,142] can be found in the Appendix.

## 2.6 Evaluation of $Z$ boson observables

The measurement of the  $Z$ -boson mass from the  $Z$  lineshape at LEP has provided us with an additional precise input parameter besides  $\alpha$  and  $G_\mu$ . Other observable quantities from the  $Z$  peak allow us to perform precision tests of the electroweak theory by comparison with the theoretical predictions given by specific models. At the  $Z$  boson resonance in  $e^+e^-$  annihilation, two classes of precision observables are available:

a) inclusive quantities:

- the partial leptonic and hadronic decay width  $\Gamma_f$ ,
- the total decay width  $\Gamma_Z$ ,
- the hadronic peak cross section  $\sigma_h$ ,
- the ratio of the hadronic to the electronic decay width of the  $Z$  boson,  $R_h$ ,
- the ratio of the partial decay width for  $Z \rightarrow c\bar{c}(b\bar{b})$  to the hadronic width,  $R_{c(b)}$ .

b) asymmetries and weak mixing angles:

- the *forward-backward* asymmetries  $A_{\text{FB}}^f$ ,
- the *left-right* asymmetries  $A_{\text{LR}}^f$ ,
- the  $\tau$  polarization  $P_\tau$ ,
- the effective weak mixing angle  $\sin^2 \theta_{\text{eff}}$ .

All these quantities can be written in a transparent way with the help of effective vector and axial vector couplings, which comprise the genuine electroweak loop contributions, besides those from the QED virtual-photon corrections, which are the same in the SM and in supersymmetric extensions.

### 2.6.1 The effective $Zf\bar{f}$ couplings

The structure of the resonating  $Z$  amplitude allows us to define neutral-current (NC) vertices at the  $Z$  peak with effective coupling constants  $g_{\text{V,A}}^f$ , equivalently to the use of  $\rho_f, \kappa_f$ :

$$\begin{aligned} \Gamma_\mu^{\text{NC}} &= \left( \sqrt{2} G_\mu M_Z^2 \rho_f \right)^{1/2} \left[ (I_3^f - 2Q_f s_W^2 \kappa_f) \gamma_\mu - I_3^f \gamma_\mu \gamma_5 \right] \\ &= \left( \sqrt{2} G_\mu M_Z^2 \right)^{1/2} \left( g_{\text{V}}^f \gamma_\mu - g_{\text{A}}^f \gamma_\mu \gamma_5 \right). \end{aligned} \quad (2.105)$$

The complete expressions for the effective couplings read as follows:

$$\begin{aligned} g_{\text{V}}^f &= \left( v_f + 2s_W c_W Q_f \frac{\hat{\Pi}^{\gamma Z}(M_Z^2)}{1 + \hat{\Pi}^\gamma(M_Z^2)} + F_{\text{V}}^{Zf} \right) \left( \frac{1 - \Delta r}{1 + \hat{\Pi}^Z(M_Z^2)} \right)^{1/2}, \\ g_{\text{A}}^f &= \left( a_f + F_{\text{A}}^{Zf} \right) \left( \frac{1 - \Delta r}{1 + \hat{\Pi}^Z(M_Z^2)} \right)^{1/2}. \end{aligned} \quad (2.106)$$

Besides  $\Delta r$ , the building blocks are the following finite combinations of two-point functions evaluated at  $s = M_Z^2$ :

$$\begin{aligned}\hat{\Pi}^Z(s) &= \frac{\text{Re } \Sigma^Z(s) - \delta M_Z^2}{s - M_Z^2} - \Pi^\gamma(0) \\ &\quad + \frac{c_W^2 - s_W^2}{s_W^2} \left( \frac{\delta M_Z^2}{M_Z^2} - \frac{\delta M_W^2}{M_W^2} - 2 \frac{s_W}{c_W} \frac{\Sigma^{\gamma Z}(0)}{M_Z^2} \right), \\ \hat{\Pi}^{\gamma Z}(s) &= \frac{\Sigma^{\gamma Z}(s) - \Sigma^{\gamma Z}(0)}{s} - \frac{c_W}{s_W} \left( \frac{\delta M_Z^2}{M_Z^2} - \frac{\delta M_W^2}{M_W^2} \right) + 2 \frac{\Sigma^{\gamma Z}(0)}{M_Z^2}\end{aligned}\tag{2.107}$$

and the finite form factors  $F_{V,A}$  at  $s = M_Z^2$  from the vertex corrections  $\Lambda_\mu^{(1\text{-loop})}$  (including the external-fermion wave function renormalizations),

$$\Lambda_\mu^{(1\text{-loop})} = \frac{e}{2s_W c_W} \left( \gamma_\mu F_V^{Zf}(s) - \gamma_\mu \gamma_5 F_A^{Zf}(s) + I_3^f \gamma_\mu (1 - \gamma_5) \frac{c_W}{s_W} \frac{\Sigma^{\gamma Z}(0)}{M_Z^2} \right).\tag{2.108}$$

For the explicit expressions for the self-energies and the vertex corrections including the MSSM contributions see Refs. [138,143–145]. Owing to the imaginary parts of the self-energies and vertices, the form factors and the effective couplings, respectively, are complex quantities.

*Effective Mixing Angles.* We can define effective mixing angles for a given fermion species  $f$  according to

$$\sin^2 \theta_f = \frac{1}{4 |Q_f|} \left( 1 - \text{Re} \frac{g_V^f}{g_A^f} \right),\tag{2.109}$$

from the effective coupling constants in (2.106). They are of particular interest since they determine the on-resonance asymmetries. A special case is the effective mixing angle for the light leptons ( $f = \ell$ ), which is commonly denoted as the effective mixing angle (assuming lepton universality),

$$\sin^2 \theta_{\text{eff}} = \sin^2 \theta_\ell,\tag{2.110}$$

as, e.g., in the analysis of experimental data from LEP and SLC [146].

## 2.6.2 $Z$ boson observables

From lineshape measurements one obtains the parameters  $M_Z$ ,  $\Gamma_Z$ ,  $\sigma_0$ , or the partial widths. Here  $M_Z$  will be used as a precise input parameter, together with  $\alpha$  and  $G_\mu$ ; the width and partial widths are specific model predictions.

The total  $Z$  width  $\Gamma_Z$  can be calculated as the sum over the partial decay widths

$$\Gamma_Z = \sum_f \Gamma_f, \quad \Gamma_f = \Gamma(Z \rightarrow f\bar{f})\tag{2.111}$$

(other decay channels are not significant). The fermionic partial widths, when expressed in terms of the effective coupling constants defined in (2.106), read

$$\begin{aligned}\Gamma_f &= \Gamma_0 \sqrt{1 - \frac{4m_f^2}{M_Z^2}} \left[ |g_V^f|^2 \left(1 + \frac{2m_f^2}{M_Z^2}\right) + |g_A^f|^2 \left(1 - \frac{4m_f^2}{M_Z^2}\right) \right] \\ &\quad \times (1 + \delta_{\text{QED}}) + \Delta\Gamma_{\text{QCD}}^f \\ &\simeq \Gamma_0 \left[ |g_V^f|^2 + |g_A^f|^2 \left(1 - \frac{6m_f^2}{M_Z^2}\right) \right] (1 + \delta_{\text{QED}}) + \Delta\Gamma_{\text{QCD}}^f\end{aligned}\tag{2.112}$$

with

$$\Gamma_0 = N_C^f \frac{\sqrt{2}G_\mu M_Z^3}{12\pi}.\tag{2.113}$$

The photonic QED correction, given at one-loop order by

$$\delta_{\text{QED}} = Q_f^2 \frac{3\alpha}{4\pi},\tag{2.114}$$

is small, at most 0.17% for charged leptons.

The factorizable SM (i.e. gluonic) QCD corrections for hadronic final states can be written as follows:

$$\Delta\Gamma_{\text{QCD}}^f = \Gamma_0 \left( |g_V^f|^2 + |g_A^f|^2 \right) K_{\text{QCD}},\tag{2.115}$$

where [147]

$$K_{\text{QCD}} = \frac{\alpha_s}{\pi} + 1.41 \left(\frac{\alpha_s}{\pi}\right)^2 - 12.8 \left(\frac{\alpha_s}{\pi}\right)^3 - \frac{Q_f^2 \alpha \alpha_s}{4 \pi^2}\tag{2.116}$$

for the light quarks with  $m_q \simeq 0$ , with  $\alpha_s = \alpha_s(M_Z^2)$ .

For  $b$  quarks the QCD corrections are different owing to finite  $b$  mass terms and to top-quark-dependent two-loop diagrams for the axial part:

$$\begin{aligned}\Delta\Gamma_{\text{QCD}}^b &= \Gamma_0 \left( |g_V^b|^2 + |g_A^b|^2 \right) K_{\text{QCD}} \\ &\quad + \Gamma_0 \left[ |g_V^b|^2 R_V + |g_A^b|^2 R_A \right].\end{aligned}\tag{2.117}$$

The coefficients in the perturbative expansions

$$\begin{aligned}R_V &= c_1^V \frac{\alpha_s}{\pi} + c_2^V \left(\frac{\alpha_s}{\pi}\right)^2 + c_3^V \left(\frac{\alpha_s}{\pi}\right)^3 + \dots, \\ R_A &= c_1^A \frac{\alpha_s}{\pi} + c_2^A \left(\frac{\alpha_s}{\pi}\right)^2 + \dots,\end{aligned}$$

depending on  $m_b$  and  $m_t$ , have been calculated up to third order in  $\alpha_s$ , except for the  $m_b$ -dependent singlet terms, which are known to  $O(\alpha_s^2)$  [148,149]. For a review of the QCD corrections to the  $Z^0$  width, with the explicit expressions for  $R_{V,A}$ , see Ref. [150].

The partial decay rate into  $b$  quarks, in particular the ratio  $R_b = \Gamma_b/\Gamma_{\text{had}}$ , is an observable with special sensitivity to the top quark mass. Therefore, beyond the pure QCD corrections,



the two-loop contributions of the mixed QCD–electroweak type are also important. The QCD corrections were first derived for the leading term of  $O(\alpha_s G_\mu m_t^2)$  [151] and were subsequently completed by the  $O(\alpha_s)$  correction to the  $\log m_t/M_W$  term [152] and the residual terms of  $O(\alpha\alpha_s)$  [153].

At the same time, the complete two-loop  $O(\alpha\alpha_s)$  corrections to the partial widths for decay into the light quarks have also been obtained, beyond those that are already contained in the factorized expression (2.115) with the electroweak one-loop couplings [154]. These “non-factorizable” corrections yield an extra negative contribution of  $-0.55(3)$  MeV to the total hadronic  $Z^0$  width.

Besides the standard gluonic QCD corrections, there are supersymmetric QCD corrections involving virtual gluinos and squarks, which turned out to be very small [155,156], for masses of the SUSY partners in accordance with the bounds from direct experimental searches.

From the partial widths and the total width (2.111) the following set of combinations can be formed,

the hadronic peak cross section, with the hadronic width  $\Gamma_{\text{had}} = \sum_q \Gamma_q$ ,

$$\sigma_h = \frac{12\pi}{M_Z^2} \frac{\Gamma_e \Gamma_{\text{had}}}{\Gamma_Z^2}, \quad (2.118)$$

the ratio of the hadronic to the electronic decay width,

$$R_e = \frac{\Gamma_{\text{had}}}{\Gamma_e}, \quad (2.119)$$

the ratio of the partial decay width for  $Z \rightarrow b\bar{b} (c\bar{c})$  to the total hadronic decay width,

$$R_{b(c)} = \frac{\Gamma_{b(c)}}{\Gamma_{\text{had}}}. \quad (2.120)$$

The various asymmetries depend on the ratios of the vector to the axial vector coupling and thus on the effective mixing angles defined in eq. (2.109), in terms of the combinations

$$\mathcal{A}^f = \frac{2(1 - 4|Q_f| \sin^2 \theta_f)}{1 + (1 - 4|Q_f| \sin^2 \theta_f)^2}, \quad (2.121)$$

yielding

the *left-right* asymmetry and the  $\tau$  *polarization*,

$$A_{\text{LR}} = \mathcal{A}^e, \quad P_\tau = \mathcal{A}^\tau, \quad (2.122)$$

the *forward-backward* asymmetries,

$$A_{\text{FB}}^f = \frac{3}{4} \mathcal{A}^e \mathcal{A}^f. \quad (2.123)$$

Final-state QCD corrections, in the case of quark pair production, are important for the forward-backward asymmetries, at the one-loop level given by

$$A_{\text{FB}}^q \rightarrow A_{\text{FB}}^q \left( 1 - \frac{\alpha_s(M_Z^2)}{\pi} \right), \quad (2.124)$$

in the absence of cuts. Finite-mass effects have to be considered for  $b$  quarks only; they are discussed in Ref. [157]. Two-loop QCD corrections in the massless approximation are also available [158]. The SUSY-QCD corrections again turn out to be small for realistic values for squark and gluino masses [156].

### 2.6.3 The effective leptonic mixing angle

Since  $\sin^2 \theta_{\text{eff}}$  is a precision observable with high sensitivity for testing the electroweak theory, we discuss in this section the status of the theoretical predictions for  $\sin^2 \theta_{\text{eff}}$  in the SM and the MSSM.

#### SM corrections

Recently the complete result for the fermionic two-loop corrections has been obtained [159], improving the prediction compared to the previously known  $\mathcal{O}(G_\mu^2 m_t^2 M_Z^2)$  term [160]. Contrary to the case of the  $W$ -boson mass, see Sect. 2.5.1, the purely bosonic two-loop corrections are not yet completely known.

Beyond two-loop order, the same kind of corrections are known as for  $M_W$ , i.e. QCD corrections of  $\mathcal{O}(\alpha\alpha_s)$  [110,125,126] and  $\mathcal{O}(\alpha\alpha_s^2)$  [111,127], pure fermion-loop corrections up to four-loop order [131], and three-loop corrections entering via  $\Delta\rho$  (see Sect. 2.4.2).

A simple parametrization of the SM result for  $\sin^2 \theta_{\text{eff}}$  containing all relevant higher-order corrections can be found in Ref. [159]. It reproduces the exact calculation with a maximal deviation of  $4.5 \times 10^{-6}$  for  $10 \text{ GeV} \leq M_H \leq 1 \text{ TeV}$  if the other parameters are varied within their combined  $2\sigma$  region around their experimental central values.

The estimated theory uncertainties for different parts of the unknown higher-order corrections are summarized in Tab. 2.2 (see Refs. [159,65] for further details).

2-loop		3-loop		
$\mathcal{O}(\alpha^2, \text{ferm})$	$\mathcal{O}(\alpha^2, \text{bos})$	$\mathcal{O}(\alpha\alpha_s^2, \text{ferm})$	$\mathcal{O}(G_\mu^2 \alpha_s m_t^2 M_Z^2)$	$\mathcal{O}(\alpha^3)$
compl. [159]	1.2	compl. [111,127]	2.3	2.5

4-loop	
$\mathcal{O}(G_\mu \alpha_s^3 m_t^2)$	$\mathcal{O}(G_\mu^2 \alpha_s^2 m_t^4)$
1.1	2.4

Table 2.2: Estimated uncertainties from unknown higher-order corrections to  $\sin^2 \theta_{\text{eff}}$  in  $[10^{-5}]$  [159,65]

Currently these intrinsic uncertainties result in [159]

$$\delta \sin^2 \theta_{\text{eff}}^{\text{SM,intr}} (\text{current}) = 5 \times 10^{-5}. \quad (2.125)$$

In the future, an improvement down to about

$$\delta \sin^2 \theta_{\text{eff}}^{\text{SM,intr}} (\text{future}) = 2 \times 10^{-5} \quad (2.126)$$

seems achievable.

Concerning the parametric uncertainties, the current errors for  $m_t$  [134] and  $\Delta\alpha_{\text{had}}$  [93] give rise to

$$\delta m_t^{\text{current}} = 4.3 \text{ GeV} \Rightarrow \Delta \sin^2 \theta_{\text{eff}}^{\text{para},m_t} (\text{current}) \approx 14 \times 10^{-5}, \quad (2.127)$$

$$\delta(\Delta\alpha_{\text{had}}^{\text{current}}) = 36 \times 10^{-5} \Rightarrow \Delta \sin^2 \theta_{\text{eff}}^{\text{para},\Delta\alpha_{\text{had}}} (\text{current}) \approx 13 \times 10^{-5}. \quad (2.128)$$

The parametric uncertainties induced by the future experimental errors of  $m_t$  and  $\Delta\alpha_{\text{had}}$  are [63]

$$\delta m_t^{\text{future}} = 0.1 \text{ GeV} \Rightarrow \Delta \sin^2 \theta_{\text{eff}}^{\text{para},m_t} (\text{future}) \approx 0.4 \times 10^{-5}, \quad (2.129)$$

$$\delta(\Delta\alpha_{\text{had}}^{\text{future}}) = 5 \times 10^{-5} \Rightarrow \Delta \sin^2 \theta_{\text{eff}}^{\text{para},\Delta\alpha_{\text{had}}} (\text{future}) \approx 1.8 \times 10^{-5}. \quad (2.130)$$

Compared to the GigaZ accuracy (see Tab. 1.4) on  $\sin^2 \theta_{\text{eff}}$  also the parametric uncertainty induced by the experimental error of  $M_Z$  is non-negligible [63]

$$\delta M_Z = 2.1 \text{ MeV} \Rightarrow \Delta \sin^2 \theta_{\text{eff}}^{\text{para},M_Z} \approx 1.4 \times 10^{-5}. \quad (2.131)$$

As in the case of  $M_W$ , the precision measurement of the top-quark mass at the ILC and prospective improvements in the determination of  $\Delta\alpha_{\text{had}}$  will reduce the parametric uncertainties to the same level as the prospective intrinsic uncertainties, eq. (2.126).

## MSSM corrections

As for  $M_W$ , the largest correction to  $\sin^2 \theta_{\text{eff}}$  in the MSSM can be expected from scalar quark contributions. The shift in  $\sin^2 \theta_{\text{eff}}$  is then given by

$$\Delta \sin^2 \theta_{\text{eff}}^{\tilde{q}} = \frac{c_W^2 s_W^2}{c_W^2 - s_W^2} \Delta r^{\tilde{q}} - s_W c_W \hat{\Pi}^{\gamma Z}(M_Z^2), \quad (2.132)$$

with

$$\hat{\Pi}^{\gamma Z}(M_Z^2) = \frac{\Sigma^{\gamma Z}(M_Z^2)}{M_Z^2} - \frac{c_W}{s_W} \left( \frac{\delta M_Z^2}{M_Z^2} - \frac{\delta M_W^2}{M_W^2} \right), \quad (2.133)$$

and  $\Delta r^{\tilde{q}}$  from eq. (2.101).

In the MSSM the complete one-loop corrections to  $\sin^2 \theta_{\text{eff}}$  have been evaluated as described in Sect. 2.6.2. Beyond one-loop order the leading term can be included via the  $\rho$  parameter approximation, eq. (2.58), where  $\Delta\rho$  at the two-loop level is given in Sect. 2.4.2. The intrinsic uncertainties from missing higher-order SUSY corrections will be discussed in Sect. 3.1.2.

The full one-loop corrections from third and second generation squarks in the NMFV MSSM, using eq. (2.132), have been derived in Ref. [25].

## 2.7 The lightest Higgs boson mass as a precision observable

A striking prediction of the MSSM is the existence of at least one light Higgs boson. The search for this particle is one of the main goals at the present and the next generation of colliders. Direct searches at LEP have already ruled out a considerable fraction of the MSSM parameter space [12,13]. With the forthcoming data from the Tevatron, the LHC and the ILC either a light Higgs boson will be discovered or the MSSM will be ruled out as a viable theory for physics at the weak scale. Furthermore, if one or more Higgs bosons are discovered, their masses and couplings will be determined with high accuracy at the ILC. Thus, a precise knowledge of the dependence of the masses and mixing angles of the MSSM Higgs sector on the relevant supersymmetric parameters is of utmost importance to reliably compare the predictions of the MSSM with the (present and future) experimental results.

The Higgs sector of the MSSM has been described in Sect. 1.2.1 at tree-level, leading to the prediction for the lightest MSSM Higgs boson,  $m_{h,\text{tree}} \leq M_Z$ , see eq. (1.12). However, this mass bound, which arises from the gauge sector of the theory, is subject to large radiative corrections in particular from the Yukawa sector of the theory [101]. Because of the importance of the higher-order corrections, a lot of effort has been devoted to obtain higher-order results in the MSSM Higgs sector. Results for the complete one-loop contributions are available [161,144]. Corrections beyond one-loop order have been obtained with different methods. Leading and subleading two-loop corrections have been obtained in the Effective Potential (EP) approach [162,163], the Renormalization Group (RG) improved EP approach [164], and with the Feynman-diagrammatic method [165–167]. Detailed comparisons of the different methods have been performed [168,169]. The higher-order corrections shift the upper bound on  $m_h$  to  $m_h \lesssim 136$  GeV [166,170] (for  $m_t = 178$  GeV and  $M_{\text{SUSY}} \leq 1$  TeV, neglecting uncertainties from unknown higher-order corrections).

In the case that the MSSM parameters possess non-vanishing complex phases (cMSSM), the upper bound on  $m_h$  remains the same as for the MSSM with real parameters, but the Higgs-boson couplings can vary significantly compared to the case with real parameters. Complex phases are possible for the trilinear couplings,  $A_f$ ,  $f = t, b, \tau, \dots$ , for the Higgsino mass parameter,  $\mu$ , and for the gaugino mass terms,  $M_1, M_2, M_3 = m_{\tilde{g}}$  (where one of the latter ones can be rotated away by a redefinition of the corresponding fields). Recently the different methods for the evaluation of higher-order corrections in the MSSM Higgs sector have even been extended to the cMSSM, reaching nearly the precision as in the real MSSM [171–175]. In the following, however, we will focus on the real case.

### 2.7.1 Higher-order corrections to $m_h$

The tree-level bound on  $m_h$ , being obtained from the gauge couplings, receives large corrections from SUSY-breaking effects in the Yukawa sector of the theory. The leading one-loop correction is proportional to  $m_t^4$ . The leading logarithmic one-loop term (for vanishing mixing between the scalar top quarks) reads [101]

$$\Delta m_h^2 = \frac{3G_\mu m_t^4}{\sqrt{2}\pi^2 \sin^2 \beta} \ln \left( \frac{m_{\tilde{t}_1} m_{\tilde{t}_2}}{m_t^2} \right). \quad (2.134)$$

Corrections of this kind have drastic effects on the predicted value of  $m_h$  and many other observables in the MSSM Higgs sector. The one-loop corrections can shift  $m_h$  by 50–100%.

In the Feynman diagrammatic (FD) approach the higher-order corrected Higgs boson masses are derived by finding the poles of the  $h, H$ -propagator matrix. Its inverse is given by

$$(\Delta_{\text{Higgs}})^{-1} = -i \begin{pmatrix} p^2 - m_{H,\text{tree}}^2 + \hat{\Sigma}_{HH}(p^2) & \hat{\Sigma}_{hH}(p^2) \\ \hat{\Sigma}_{hH}(p^2) & p^2 - m_{h,\text{tree}}^2 + \hat{\Sigma}_{hh}(p^2) \end{pmatrix}, \quad (2.135)$$

where the  $\hat{\Sigma}(p^2)$  denote the renormalized Higgs-boson self-energies (see eq. (2.38)), and  $p$  is the external momentum. Determining the poles of the matrix  $\Delta_{\text{Higgs}}$  in eq. (2.135) is equivalent to solving the equation

$$\left[ p^2 - m_{h,\text{tree}}^2 + \hat{\Sigma}_{hh}(p^2) \right] \left[ p^2 - m_{H,\text{tree}}^2 + \hat{\Sigma}_{HH}(p^2) \right] - \left[ \hat{\Sigma}_{hH}(p^2) \right]^2 = 0. \quad (2.136)$$

The status of the available results for the self-energy contributions to eq. (2.135) can be summarized as follows. For the one-loop part, the complete result within the MSSM is known [101,161]. The by far dominant one-loop contribution is the  $\mathcal{O}(\alpha_t)$  term due to top and stop loops ( $\alpha_t \equiv y_t^2/(4\pi)$ , where  $y_t$  has been defined in eq. (2.75)).

The evaluation of two-loop corrections is quite advanced and it has now reached a stage where all the presumably dominant contributions are known. They include the strong corrections, usually indicated as  $\mathcal{O}(\alpha_t \alpha_s)$ , and Yukawa corrections,  $\mathcal{O}(\alpha_t^2)$ , to the dominant one-loop  $\mathcal{O}(\alpha_t)$  term, as well as the strong corrections to the bottom/sbottom one-loop  $\mathcal{O}(\alpha_b)$  term ( $\alpha_b \equiv y_b^2/(4\pi)$ ), i.e. the  $\mathcal{O}(\alpha_b \alpha_s)$  contribution. The latter can be relevant for large values of  $\tan \beta$ . Presently, the  $\mathcal{O}(\alpha_t \alpha_s)$  [162,164–166],  $\mathcal{O}(\alpha_t^2)$  [162,164,176,177],  $\mathcal{O}(\alpha_b \alpha_s)$  [178,96],  $\mathcal{O}(\alpha_t \alpha_b)$ ,  $\mathcal{O}(\alpha_b^2)$  [179] contributions to the self-energies are known for vanishing external momenta. In the (s)bottom corrections the all-order resummation of the  $\tan \beta$ -enhanced terms,  $\mathcal{O}(\alpha_b (\alpha_s \tan \beta)^n)$ , is also performed [98,107] (see Sect. 2.2.2). The above results have been implemented into the program *FeynHiggs* [180,99,181], which evaluates observables in the MSSM Higgs sector (including also results with complex phases).

Recently, also the full electroweak two-loop corrections in the approximation of vanishing external momentum [163] and the leading two-loop momentum dependent effects [182] have been published. For these corrections no public code is available yet. In order to apply this result for expressing  $m_h$  in terms of physical masses, a transition of the parameters  $M_Z$  and  $M_A$  in Refs. [163,182] to their on-shell values will be required at the two-loop level.

Besides the masses of the Higgs bosons, also their couplings are affected by large higher-order corrections. For the MSSM with real parameters, leading corrections can conveniently be absorbed into the couplings by introducing an effective mixing angle  $\alpha_{\text{eff}}$ . It is obtained from the higher-order corrected Higgs-boson mass matrix in the approximation where the momentum dependence of the Higgs-boson self-energies is neglected.

The Higgs-boson mass matrix in the  $\phi_1$ - $\phi_2$  basis reads in this case

$$M_{\text{Higgs}}^2 = \begin{pmatrix} m_{\phi_1}^2 - \hat{\Sigma}_{\phi_1}(0) & m_{\phi_1 \phi_2}^2 - \hat{\Sigma}_{\phi_1 \phi_2}(0) \\ m_{\phi_1 \phi_2}^2 - \hat{\Sigma}_{\phi_1 \phi_2}(0) & m_{\phi_2}^2 - \hat{\Sigma}_{\phi_2}(0) \end{pmatrix}, \quad (2.137)$$

where the  $\hat{\Sigma}_s(0)$  ( $s = \phi_1, \phi_1\phi_2, \phi_2$ ) denote the renormalized Higgs-boson self-energies (in the  $\phi_1, \phi_2$  basis), including one- and two-loop (and possibly higher-order) corrections. These self-energies (at zero external momentum) have to be inserted into eq. (2.137). Diagonalizing this higher-order corrected Higgs-boson mass matrix

$$M_{\text{Higgs}}^2 \xrightarrow{\alpha_{\text{eff}}} \begin{pmatrix} m_H^2 & 0 \\ 0 & m_h^2 \end{pmatrix} \quad (2.138)$$

yields the effective mixing angle  $\alpha_{\text{eff}}$ :

$$\alpha_{\text{eff}} = \arctan \left[ \frac{-(M_A^2 + M_Z^2) \sin \beta \cos \beta - \hat{\Sigma}_{\phi_1\phi_2}}{M_Z^2 \cos^2 \beta + M_A^2 \sin^2 \beta - \hat{\Sigma}_{\phi_1} - m_h^2} \right], \quad -\frac{\pi}{2} < \alpha_{\text{eff}} < \frac{\pi}{2}. \quad (2.139)$$

Replacing in the Higgs-boson couplings the tree-level mixing angle  $\alpha$  by the higher-order corrected effective mixing angle  $\alpha_{\text{eff}}$  leads to the inclusion of the leading higher-order corrections that enter via Higgs-boson propagator corrections [183,184].

## 2.7.2 Remaining intrinsic and parametric uncertainties

If the MSSM is realised in nature, the light  $\mathcal{CP}$ -even Higgs-boson mass will be measured with high precision at the next generation of colliders. The prospective accuracies for a light SM-like Higgs boson that can be obtained in the experimental determination of  $m_h$  at the LHC [185] and at the ILC [7–9] are:

$$\delta m_h^{\text{exp}} \approx 200 \text{ MeV (LHC)}, \quad (2.140)$$

$$\delta m_h^{\text{exp}} \approx 50 \text{ MeV (ILC)}. \quad (2.141)$$

Since  $m_h$  depends sensitively on the other sectors of the MSSM, in particular on the  $\tilde{t}$  sector (see eq. (2.134)), the light  $\mathcal{CP}$ -even Higgs-boson mass will be very important for precision tests of the MSSM.

The remaining theoretical uncertainties in the prediction for  $m_h$  have been discussed in Refs. [170,63,227,186]. For recent reviews on the current status of the theoretical prediction see also Refs. [175,187].

We begin with the discussion of the parametric uncertainties. Since the leading one-loop corrections to  $m_h$  are proportional to the fourth power of the top quark mass, the predictions for  $m_h$  and many other observables in the MSSM Higgs sector sensitively depend on the numerical value of  $m_t$ . As a rule of thumb [188], a shift of  $\delta m_t = 1 \text{ GeV}$  induces a parametric theoretical uncertainty of  $m_h$  of also about 1 GeV, i.e.

$$\Delta m_h^{\text{para}, m_t} \approx \delta m_t. \quad (2.142)$$

The uncertainties induced by the experimental error of  $m_t$  at the LHC [189] and the ILC [7–9],

$$\delta m_t^{\text{exp}} \approx 1\text{--}2 \text{ GeV (LHC)}, \quad (2.143)$$

$$\delta m_t^{\text{exp}} \approx 0.1 \text{ GeV (ILC)}, \quad (2.144)$$

can be compared with the parametric uncertainties induced by the other SM input parameters. Besides  $m_t$ , the other SM input parameters whose experimental errors can be relevant for the prediction of  $m_h$  are  $M_W$ ,  $\alpha_s$ , and  $m_b$ . The  $W$  boson mass enters only in higher orders through the quantum corrections to muon decay (since  $G_F$  is used for the parametrization, see eq. (2.89)).

The present experimental error of  $\delta M_W^{\text{exp}} = 34$  MeV leads to a parametric theoretical uncertainty of  $m_h$  below 0.1 GeV. In view of the prospective improvements in the experimental accuracy of  $M_W$ , the parametric uncertainty induced by  $M_W$  will be smaller than the one induced by  $m_t$ , even for  $\delta m_t = 0.1$  GeV.

The current experimental error of the strong coupling constant,  $\delta\alpha_s(M_Z) = 0.002$  [3], induces a parametric theoretical uncertainty of  $m_h$  of about 0.3 GeV. Since a future improvement of the error of  $\alpha_s(M_Z)$  by about a factor of 2 can be envisaged [3,62,190], the parametric uncertainty induced by  $m_t$  will dominate over the one induced by  $\alpha_s(M_Z)$  down to the level of  $\delta m_t = 0.1$ –0.2 GeV.

The mass of the bottom quark currently has an experimental error of about  $\delta m_b = 0.1$  GeV [3,191]. A future improvement of this error by about a factor of 2 seems to be feasible [191]. The influence of the bottom and sbottom loops on  $m_h$  depends on the parameter region, in particular on the values of  $\tan\beta$  and  $\mu$  (the Higgsino mass parameter). For small  $\tan\beta$  and/or  $\mu$  the contribution from bottom and sbottom loops to  $m_h$  is typically below 1 GeV, in which case the uncertainty induced by the current experimental error on  $m_b$  is completely negligible. For large values of  $\tan\beta$  and  $\mu$ , the effect of bottom/sbottom loops can exceed 10 GeV in  $m_h$  [178,170,96]. Even in these cases we find that the uncertainty in  $m_h$  induced by  $\delta m_b = 0.1$  GeV rarely exceeds the level of 0.1 GeV, since higher-order QCD corrections effectively reduce the bottom quark contributions. Thus, the parametric uncertainty induced by  $m_t$  will in general dominate over the one induced by  $m_b$ , even for  $\delta m_t \approx 0.1$  GeV.

The comparison of the parametric uncertainties of  $m_h$  induced by the experimental errors of  $M_W$ ,  $\alpha_s(M_Z)$  and  $m_b$  with the one induced by the experimental error of the top quark mass shows that an uncertainty of  $\delta m_t \approx 1$  GeV, corresponding to the accuracy achievable at the LHC, will be the dominant parametric uncertainty of  $m_h$ . The accuracy of  $\delta m_t \approx 0.1$  GeV achievable at the ILC, on the other hand, will allow a reduction of the parametric theoretical uncertainty induced by  $\delta m_t$  to about the same level as the uncertainty induced by the other SM input parameters.

We now turn to the intrinsic theoretical uncertainties in the prediction for  $m_h$  from unknown higher-order corrections. Even if all the available higher-order corrections described above are taken into account, the intrinsic uncertainty in  $m_h$  from unknown higher-order corrections is still estimated to be quite substantial [99,170]<sup>3</sup>. The numerical relevance of the unknown higher-order corrections depends on the region of MSSM parameter space that one considers. An overall estimate of the intrinsic uncertainty can therefore be only a rough guidance for “typical” MSSM parameter regions. In regions where higher-order corrections are particularly enhanced (for instance very large mixing in the stop sector or regions where

---

<sup>3</sup>For codes that do not include all the existing higher-order corrections the intrinsic theoretical uncertainties can be much larger.

the bottom Yukawa coupling is close to being non-perturbative) the theoretical uncertainties can be significantly larger.

At the two-loop level, various genuine electroweak two-loop corrections from different sectors of the MSSM are not yet included in the publicly available codes. A rough estimate of their numerical impact can be obtained from the relative importance of the corresponding contributions at the one-loop level. This has been performed in Ref. [170] and yielded an estimate of the remaining uncertainty of unknown two-loop corrections of about 2 GeV. Another way of estimating the effect of unknown two-loop corrections is to apply different renormalization schemes at the one-loop level and to vary the renormalization scale of quantities that are renormalized according to the  $\overline{\text{DR}}$  scheme [99]. As an example for the latter approach, Fig. 2.7 shows the effect of varying the renormalization scale that enters via the renormalization of  $\tan\beta$  and the Higgs field renormalization constants at the one-loop level for “typical” MSSM parameters (see caption). The corresponding shift in the one-loop result for  $m_h$ , which is of the order of genuine two-loop corrections that are not included in the current prediction for  $m_h$ , is indicated by the grey areas. The uncertainty in  $m_h$  from varying  $\mu_{\overline{\text{DR}}}$  from  $m_t/2$  to  $2m_t$  is in accordance with the above estimate of the uncertainty from missing two-loop corrections of about  $\pm 2$  GeV.

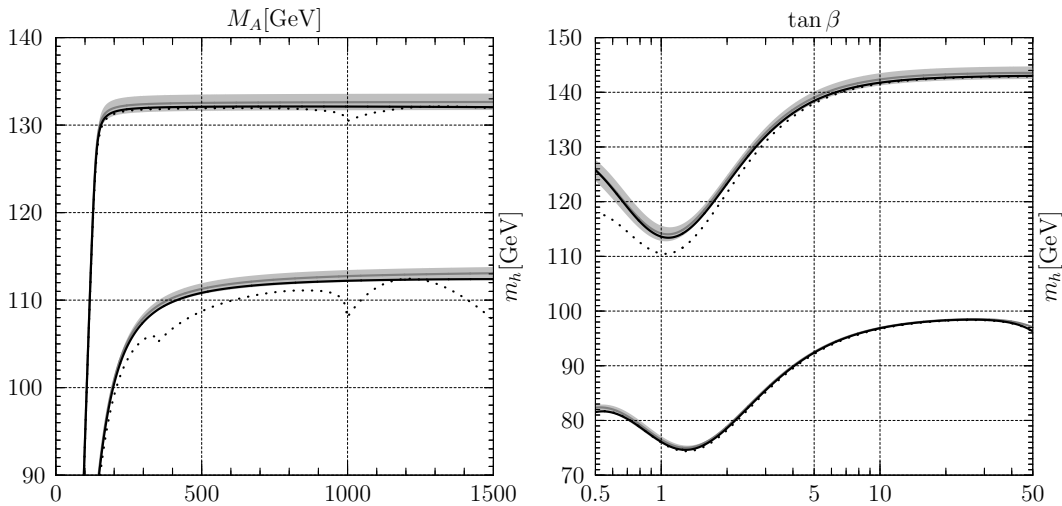


Figure 2.7: The renormalization scale dependence of  $m_h$  introduced via a  $\overline{\text{DR}}$  definition of  $\tan\beta$  and the Higgs field renormalization constants is shown as a function of  $M_A$  (left plot) and  $\tan\beta$  (right). The lower curves correspond to  $\tan\beta = 2$  (left) and  $M_A = 100$  GeV (right). For the upper curves we have set  $\tan\beta = 20$  (left) and  $M_A = 500$  GeV (right).  $\mu_{\overline{\text{DR}}}$  has been varied from  $m_t/2$  to  $2m_t$ . The other parameters are  $M_{\text{SUSY}} = 500(1000)$  GeV,  $X_t = 2 M_{\text{SUSY}}$ ,  $M_2 = \mu = 500$  GeV. The dotted line corresponds to a full on-shell scheme, for more details see Ref. [99].

Beyond two-loop order, corrections that effectively shift the value of the top-quark mass entering the calculation are particularly important because of the sensitive dependence of  $m_h$  on  $m_t$ . Corrections of this kind of  $\mathcal{O}(\alpha_t\alpha_s^2)$  can be estimated by varying the renormalization scheme of the top-quark mass at the two-loop level. Another possibility for estimating the size



of three-loop corrections is to analyze the numerical impact of the leading logarithmic three-loop term that can easily be obtained with renormalization group methods [170,192]. Both possibilities have been investigated in detail in Ref. [170], yielding an estimate of the intrinsic theoretical uncertainty beyond the two-loop level of about 1.5 GeV. Similar strategies in the case of the  $\mathcal{O}(\alpha_b\alpha_s^2)$  correction [96] lead to an intrinsic uncertainty of up to 2 GeV in the case of  $\mu < 0$  (in regions where the effects of the bottom/sbottom sector are strongly enhanced), and of about  $\sim 100$  MeV for  $\mu > 0$ .

As an overall estimate for the current intrinsic uncertainties in the prediction of  $m_h$  we obtain

$$\Delta m_h^{\text{intr}} (\text{current}) = 3 \text{ GeV}. \quad (2.145)$$

On the timescale of 5–10 years it seems reasonable to expect that the complete two-loop calculation (which is already technically feasible with the currently existing tools) can be incorporated into efficient codes and that the higher-order uncertainties can be reduced by at least a factor of two, leading to the estimate

$$\Delta m_h^{\text{intr}} (\text{future}) = 0.5 \text{ GeV}. \quad (2.146)$$

### 2.7.3 Higgs sector corrections in the NMFV MSSM

Within the MSSM with MFV, the dominant one-loop contributions to the self-energies in (2.137) result from the Yukawa part of the theory (i.e. neglecting the gauge couplings); they are described by loop diagrams involving third-generation quarks and squarks. Within the MSSM with NMFV, the squark loops have to be modified by introducing the generation-mixed squarks, as given in Sect. 1.2.6. The leading terms are obtained by evaluating the contributions to the renormalized Higgs-boson self-energies at zero external momentum,  $\hat{\Sigma}_s(0)$ ,  $s = hh, hH, HH$ . The evaluation has been restricted to the dominant Yukawa contributions resulting from the top and  $t/\tilde{t}$  (and  $c/\tilde{c}$ ) sector. Corrections from  $b$  and  $b/\tilde{b}$  (and  $s/\tilde{s}$ ) could only be important for very large values of  $\tan\beta$ ,  $\tan\beta \gtrsim m_t/m_b$  and have not been considered so far. The analytical result of the renormalized Higgs boson self-energies, based on the general  $4 \times 4$  structure of the  $\tilde{t}/\tilde{c}$  mass matrix, has been derived in Ref. [25]. However, as has also been shown in Ref. [25], the corrections for  $M_h$  are not significant for moderate generation mixing.

## 2.8 The anomalous magnetic moment of the muon

Another observable which is important in the context of precision tests of the electroweak theory is the anomalous magnetic moment of the muon,  $a_\mu \equiv (g - 2)_\mu/2$ . For the interpretation of the  $a_\mu$  results in the context of Supersymmetry (or other models of new physics) the current status of the comparison of the SM prediction with the experimental result is crucial, see Refs. [193,194] for reviews and the discussion in Sect. 1.3.4. It currently results in a deviation of [75]

$$a_\mu^{\text{exp}} - a_\mu^{\text{theo}} = (25.2 \pm 9.2) \times 10^{-10} : 2.7 \sigma. \quad (2.147)$$

### 2.8.1 MSSM one-loop calculation

The anomalous magnetic moment  $a_\mu$  of the muon is related to the photon–muon vertex function  $\Gamma_{\mu\bar{\mu}A\rho}$  as follows:

$$\bar{u}(p')\Gamma_{\mu\bar{\mu}A\rho}(p, -p', q)u(p) = \bar{u}(p') [\gamma_\rho F_V(q^2) + (p + p')_\rho F_M(q^2) + \dots] u(p), \quad (2.148)$$

$$a_\mu = -2m_\mu F_M(0). \quad (2.149)$$

It can be extracted from the regularized vertex function using the projector [195,196]

$$a_\mu = \frac{1}{2(D-1)(D-2)m_\mu^2} \text{Tr} \left\{ \frac{D-2}{2} [m_\mu^2 \gamma_\rho - D p_\rho \not{p} - (D-1)m_\mu p_\rho] V^\rho + \frac{m_\mu}{4} (\not{p} + m_\mu) (\gamma_\nu \gamma_\rho - \gamma_\rho \gamma_\nu) (\not{p} + m_\mu) T^{\rho\nu} \right\}, \quad (2.150)$$

$$V_\rho = \Gamma_{\mu\bar{\mu}A\rho}(p, -p, 0), \quad (2.151)$$

$$T_{\rho\nu} = \left. \frac{\partial}{\partial q^\rho} \Gamma_{\mu\bar{\mu}A\nu}(p - (q/2), -p - (q/2), q) \right|_{q=0}. \quad (2.152)$$

Here the muon momentum is on-shell,  $p^2 = m_\mu^2$ , and  $D$  is the dimension of space-time. For more details see Refs. [195–197].

The complete one-loop contribution to  $a_\mu$  can be divided into contributions from diagrams with a smuon-neutralino loop and with a sneutrino-chargino loop, see Fig. 2.8, leading to

$$\Delta a_\mu^{\text{SUSY,1L}} = \Delta a_\mu^{\tilde{\chi}^\pm \tilde{\nu}_\mu} + \Delta a_\mu^{\tilde{\chi}^0 \tilde{\mu}} \quad (2.153)$$

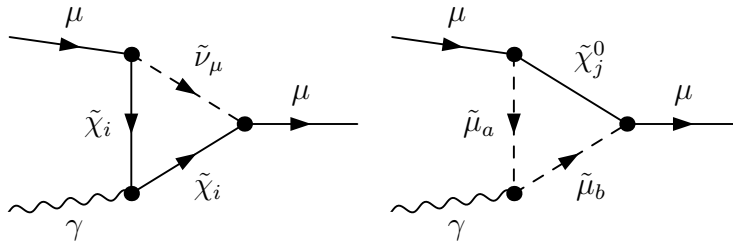


Figure 2.8: The generic one-loop diagrams for the MSSM contribution to  $a_\mu$ : diagram with a sneutrino-chargino loop (left) and the diagram with a smuon-neutralino loop (right).

The full one-loop expression can be found in [198], see Ref. [199] for earlier evaluations. If all SUSY mass scales are set to a common value,

$$M_{\text{SUSY}} = m_{\tilde{\chi}^\pm} = m_{\tilde{\chi}^0} = m_{\tilde{\mu}} = m_{\tilde{\nu}_\mu} \quad (2.154)$$

the result is given by

$$a_{\mu}^{\text{SUSY,1L}} = 13 \times 10^{-10} \left( \frac{100 \text{ GeV}}{M_{\text{SUSY}}} \right)^2 \tan \beta \text{sign}(\mu) . \quad (2.155)$$

Obviously, supersymmetric effects can easily account for a  $(20 \dots 30) \times 10^{-10}$  deviation, if  $\mu$  is positive and  $M_{\text{SUSY}}$  lies roughly between 100 GeV (for small  $\tan \beta$ ) and 600 GeV (for large  $\tan \beta$ ). Eq. (2.155) also shows that for certain parameter choices the supersymmetric contributions could have values of either  $a_{\mu}^{\text{SUSY}} \gtrsim 55 \times 10^{-10}$  or  $a_{\mu}^{\text{SUSY}} \lesssim -5 \times 10^{-10}$ , both outside the  $3\sigma$  band of the allowed range according to eq. (2.147). This means that the  $(g-2)_{\mu}$  measurement places strong bounds on the supersymmetric parameter space.

## 2.8.2 MSSM two-loop calculation

In order to fully exploit the precision of the  $(g-2)_{\mu}$  experiment within SUSY, see e.g. Refs. [200–203] for discussions of the resulting constraints on the parameter space, the theoretical uncertainty of the SUSY loop contributions from unknown higher-order corrections needs to be under control. It should be significantly lower than the experimental error given in eq. (1.52) and the hadronic uncertainties in the SM prediction, leading to the combined uncertainty given in eq. (2.147).

For the electroweak part of the SM prediction the desired level of accuracy has been reached with the computation of the complete two-loop result [195,196], which reduced the intrinsic uncertainty from QED and electroweak effects below the level of about  $1 \times 10^{-10}$  [75]. For the SUSY contributions, a similar level of accuracy has not been reached yet, since the corresponding two-loop corrections are partially unknown. Four parts of the two-loop contribution have been evaluated up to now that will be reviewed in the next subsections.

### Two-loop QED corrections

The first part are the leading  $\log(m_{\mu}/M_{\text{SUSY}})$ -terms of supersymmetric one-loop diagrams with a photon in the second loop. They are given by [204]

$$\Delta a_{\mu}^{\text{SUSY,2L,QED}} = \Delta a_{\mu}^{\text{SUSY,1L}} \times \left( \frac{4\alpha}{\pi} \log \left( \frac{M_{\text{SUSY}}}{m_{\mu}} \right) \right) . \quad (2.156)$$

They amount to about  $-8\%$  of the supersymmetric one-loop contribution (for a SUSY mass scale of  $M_{\text{SUSY}} = 500 \text{ GeV}$ ).

### Two-loop Two-Higgs-doublet contributions

In the MSSM, the bosonic electroweak two-loop contributions differ from the SM because of the extended MSSM Higgs sector. This class is defined by selecting all MSSM two-loop diagrams without a closed loop of fermions or sfermions and without pure QED-diagrams, see the first line in Fig. 2.9. The results presented in this section have been obtained in Ref. [197].

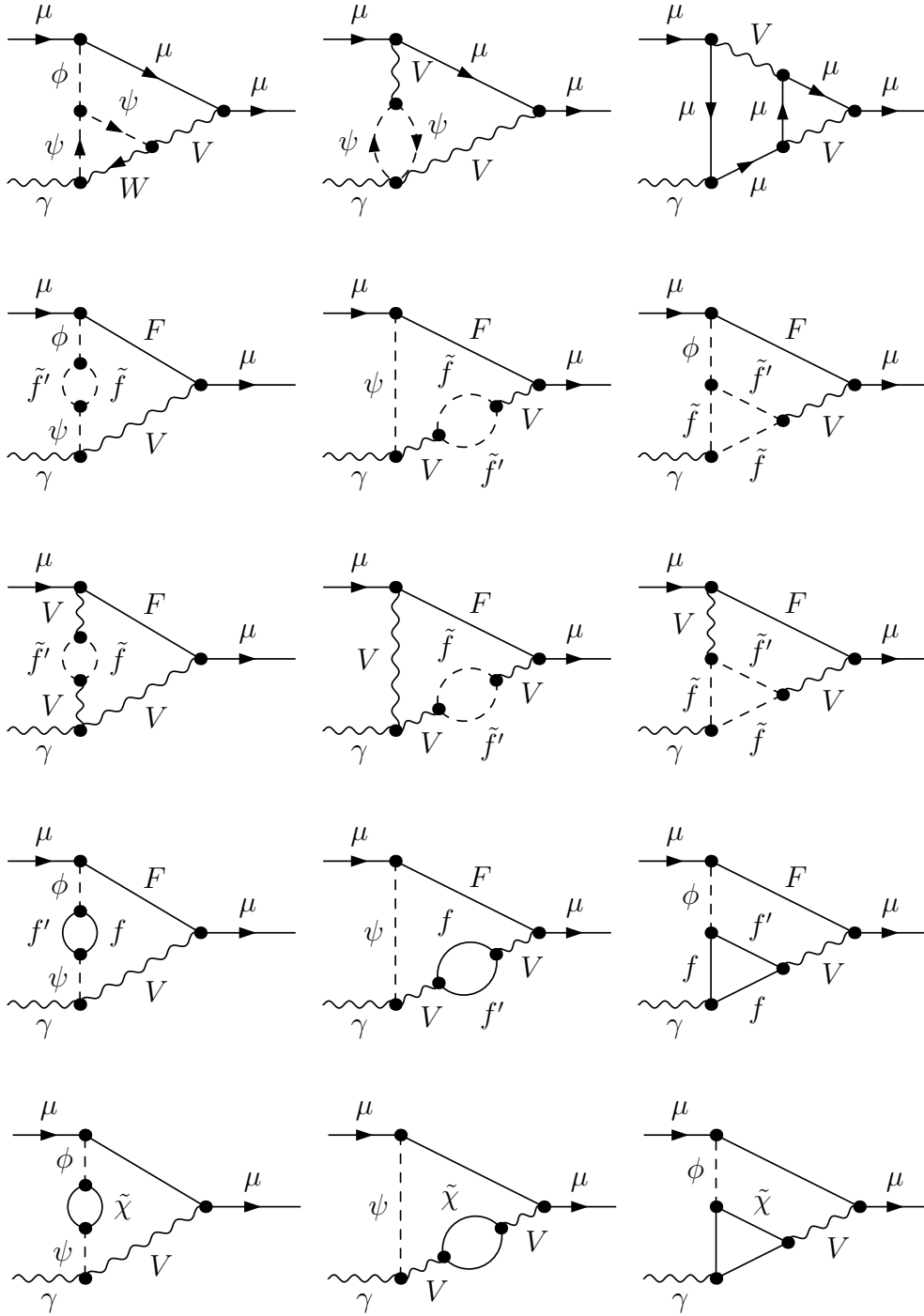


Figure 2.9: Some MSSM two-loop diagrams for  $a_\mu$  with (depending on the diagram)  $F = \mu, \bar{\nu}_\mu; f, f' = t, b, \tau, \nu_\tau; \phi = h, H, A, H^\pm, G, G^\pm; \psi = G^\pm, H^\pm; \tilde{f}, \tilde{f}' = \tilde{t}, \tilde{b}, \tilde{\tau}, \tilde{\nu}_\tau; V = \gamma, Z, W; \tilde{\chi}_{1,2}^\pm; \tilde{\chi}_{1,2,3,4}^0$ .

The result  $a_\mu^{\text{bos},2\text{L},\text{MSSM}}$  reads

$$a_\mu^{\text{bos},2\text{L},\text{MSSM}} = \frac{5}{3} \frac{G_\mu m_\mu^2}{8\pi^2 \sqrt{2}} \frac{\alpha}{\pi} \left( c_L^{\text{bos},2\text{L},\text{MSSM}} \log \frac{m_\mu^2}{M_W^2} + c_0^{\text{bos},2\text{L},\text{MSSM}} \right), \quad (2.157)$$

where the coefficient of the logarithm is given by

$$c_L^{\text{bos},2\text{L},\text{MSSM}} = \frac{1}{30} [98 + 9c_L^h + 23(1 - 4s_W^2)^2], \quad (2.158)$$

$$c_L^h = \frac{c_{2\beta} M_Z^2}{c_\beta} \left[ \frac{c_\alpha c_{\alpha+\beta}}{m_H^2} + \frac{s_\alpha s_{\alpha+\beta}}{m_h^2} \right]. \quad (2.159)$$

Here  $c_\alpha \equiv \cos \alpha$ , etc. Using the tree-level relations in the Higgs sector, it can be shown that  $c_L^h = 1$ , and thus the logarithms in the SM and the MSSM are identical. The coefficient  $c_0^{\text{bos},2\text{L},\text{MSSM}}$  is more complicated and not given here, see Ref. [197].

## Two-loop corrections with a closed SM fermion/sfermion loop

The third known part are the diagrams with a closed loop of SM fermions or scalar fermions calculated in Ref. [205], extending previous results of Refs. [206,207].

The two-loop diagrams discussed in this subsection can be subdivided into three classes (all diagrams are understood to include the corresponding subloop renormalization):

( $\tilde{f}V\phi$ ) diagrams with a sfermion ( $\tilde{t}$ ,  $\tilde{b}$ ,  $\tilde{\tau}$ ,  $\tilde{\nu}_\tau$ ) loop, where at least one gauge and one Higgs boson is exchanged, see the second line of Fig. 2.9;

( $\tilde{f}VV$ ) diagrams with a sfermion loop, where only gauge bosons appear in the second loop, see the third line of Fig. 2.9;

( $fV\phi$ ) diagrams with a fermion ( $t$ ,  $b$ ,  $\tau$ ,  $\nu_\tau$ ) loop, where at least one gauge and one Higgs boson are present in the other loop, see the fourth line of Fig. 2.9. The corresponding diagrams with only gauge bosons are identical to the SM diagrams and give no genuine SUSY contribution. The difference between the SM and the MSSM originates from the extended Higgs sector of the MSSM. Diagrams where two Higgs bosons couple to the external muon are suppressed by an extra factor of  $m_\mu^2/M_W^2$  and hence negligible.

The counterterm diagrams contain the renormalization constants  $\delta M_{W,Z}^2$ ,  $\delta Z_e$ ,  $\delta t_{h,H}$  corresponding to mass, charge and tadpole renormalization and can be easily evaluated. For the evaluation the on-shell renormalization scheme has been chosen. This leads to  $\delta M_{W,Z}^2 = \text{Re} \Sigma^{W,Z}(M_{W,Z}^2)$ , where  $\Sigma^{W,Z}$  denote the transverse parts of the gauge-boson self-energies, see Sect. 2.1.2. The charge renormalization is given by  $\delta Z_e = -1/2 \Pi^\gamma(0)$ , see eq. (2.9). The tadpoles are renormalized such that the sum of the tadpole contribution  $T$  and the counterterm vanishes, i.e.  $\delta t_{h,H} = -T_{h,H}$ , see Sect. 2.1.5.

Numerically the most important contribution comes from the diagrams with a Higgs boson and photon exchange. This type of contributions can be particularly enhanced by the ratio of the mass scale of the dimensionful Higgs–sfermion coupling divided by the mass scale of the particles running in the loop, i.e. by ratios of the form  $\{\mu, A, \frac{m_t^2}{M_W}\} / \{m_{\tilde{f}}, m_{h,H}\}$ , which can be much larger than one. For large  $\tan \beta$  and large sfermion mixing, the leading terms are typically given by the parts of the couplings with the highest power of  $\tan \beta$  and by the loop with the lightest sfermion. These contributions involve only  $H$ -exchange, since

the  $h$ -couplings approach the SM-Higgs coupling for not too small  $M_A$ . They can be well approximated by the formulas [205]

$$\Delta a_\mu^{\tilde{t},2L} = -0.013 \times 10^{-10} \frac{m_t \mu \tan \beta}{m_{\tilde{t}} m_H} \text{sign}(A_t), \quad (2.160)$$

$$\Delta a_\mu^{\tilde{b},2L} = -0.0032 \times 10^{-10} \frac{m_b A_b \tan^2 \beta}{m_{\tilde{b}} m_H} \text{sign}(\mu), \quad (2.161)$$

where  $m_{\tilde{t}}$  and  $m_{\tilde{b}}$  are the masses of the lighter  $\tilde{t}$  and  $\tilde{b}$ , respectively, and  $m_H$  is the mass of the heavy  $\mathcal{CP}$ -even Higgs boson. The formulas holds up to few percent if the respective sfermion mass fulfils  $m_{\tilde{t},\tilde{b}} \lesssim m_H$ . Since the heavier sfermions also contribute and tend to cancel the contributions of the lighter sfermions, these formulas do not approximate the full result very precisely, but they do provide the right sign and order of magnitude.

### Two-loop contributions with a closed chargino/neutralino loop

The 2-loop contributions to  $a_\mu$  containing a closed chargino/neutralino loop constitute a separately UV-finite and gauge-independent class and have been evaluated in Ref. [197]. Corresponding diagrams are shown in the last line of Fig. 2.9.

The chargino/neutralino two-loop contributions,  $a_\mu^{\chi,2L}$ , depend on the mass parameters for the charginos and neutralinos  $\mu$ ,  $M_{1,2}$ , the  $\mathcal{CP}$ -odd Higgs mass  $M_A$ , and  $\tan \beta$ . It is interesting to note that, contrary to Ref. [119], no tree-level relations in the Higgs sector were needed in order to find a UV-finite result. This is due to the fact that each two-loop diagram contributing to  $(g-2)_\mu$  together with its corresponding subloop renormalization is finite.

The parameter dependence of  $a_\mu^{\chi,2L}$  is quite straightforward [197]. If all supersymmetric mass scales are set equal,  $\mu = M_2 = M_A \equiv M_{\text{SUSY}}$  (with the only exception that  $M_1 = 5/3 s_W^2/c_W^2 M_2$ ), the approximate leading behaviour of  $a_\mu^{\chi,2L}$  is simply given by  $\tan \beta/M_{\text{SUSY}}^2$ , and the following relation holds,

$$a_\mu^{\chi,2L} \approx 11 \times 10^{-10} \left( \frac{\tan \beta}{50} \right) \left( \frac{100 \text{ GeV}}{M_{\text{SUSY}}} \right)^2 \text{sign}(\mu). \quad (2.162)$$

As shown in Ref. [197], the approximation is very good except for very small  $M_{\text{SUSY}}$  and small  $\tan \beta$ , where the leading term is suppressed by the small  $\mu$ , and subleading terms begin to dominate.

### Remaining intrinsic uncertainties

So far, at the two-loop level, the MSSM corrections to the Two-Higgs-Doublet model (THDM) one-loop diagrams have been evaluated. The only exception here are the diagrams that contain as a second loop an additional closed smuon-neutrino or muon-sneutrino loop. However, these corrections are expected to be small.

The remaining two-loop corrections that are not yet available are – the contributions with a mixed SM fermion/sfermion loop attached to a SUSY one-loop diagram.

– the full THDM corrections to the SUSY one-loop diagrams. This will include as a subset also the QED corrections evaluated in Ref. [204], where, however, all SUSY masses had been set equal to  $M_{\text{SUSY}}$ .

The first missing class of mixed SM fermion/sfermion contributions might in principle be as large as the SM fermion or scalar fermion corrections obtained in Ref. [205], see above. This leaves an intrinsic uncertainty of about  $\sim 3 \times 10^{-10}$ . The second class gives corrections smaller than 10% to the MSSM one-loop result. Assuming that the corresponding intrinsic uncertainties are less than half of the evaluated corrections, the combined effect of the unknown two-loop corrections can be estimated to be about

$$\Delta a_\mu^{\text{intr}} (\text{current}) = 6 \times 10^{-10} . \quad (2.163)$$

After a full two-loop calculation will be available, the intrinsic theoretical uncertainty from unknown QED and electroweak higher-order corrections should be at the level of

$$\Delta a_\mu^{\text{intr}} (\text{future}) = 1 \times 10^{-10} . \quad (2.164)$$

## 2.9 Tools and codes for the evaluation of electroweak precision observables

The large number of different fields in the MSSM gives rise to a plethora of possible interaction vertices. Calculations at the one-loop level and beyond therefore usually involve a lot of Feynman diagrams. The diagrams in general contain several mass scales, making their evaluation (in particular beyond one-loop order) increasingly difficult. Since the necessary steps can be structured in a strictly algorithmic way, they can be facilitated with the help of computer algebra tools and numerical programs.

Computer algebra tools have heavily been used in deriving the results discussed above. Because of the multitude of scales involved in SUSY higher-order corrections, in most cases the result cannot be expressed in a compact form. Instead, the results presented above have been transformed into public computer codes (also being used for the numerical evaluation in Sects. 3 and 4).

### 2.9.1 Tools for the calculation of EWPO

The calculation of higher-order SUSY Feynman-diagrams consists of several steps. First the topologically different diagrams for the given loop order and the number of external legs need to be generated. Inserting the fields of the model under consideration into the topologies in all possible ways leads to the Feynman diagrams. The Feynman rules translate these graphical representations into mathematical expressions. Since the loop integrals in general lead to divergences, the expressions need to be regularized and renormalized. The evaluation of the Feynman amplitudes involves a treatment of the Lorentz structure of the amplitude, calculation of Dirac traces etc. At the one-loop level it is possible to reduce all tensor integrals to a set of standard scalar integrals, which can be expressed in terms of known analytic functions. In contrast to the one-loop case, no general algorithm exists so far for the evaluation of two-loop corrections in the electroweak theory. The main obstacle in two-loop

calculations in massive gauge theories is the complicated structure of the two-loop integrals, which makes both the tensor integral reduction and the evaluation of scalar integrals very difficult. In general the occurring integrals are not expressible in terms of polylogarithmic functions [208]. For the evaluation of some types of integrals that do not permit an analytic solution numerical methods and expansions in their kinematical variables have been developed. Computer-algebraic methods can facilitate most of the above-mentioned steps. There are computer algebra packages available based on *FORM* [209], *Mathematica* [210] or both.

A package for the generation of SUSY amplitudes and drawing the corresponding diagrams is *FeynArts* [121,211]. As a feature of particular importance for higher-order calculations in the electroweak theory, *FeynArts* generates not only the unrenormalized diagrams at a given loop order but also the counterterm contributions at this order and the counterterm diagrams needed for the subloop renormalization. For one-loop calculations with up to four external legs (the inclusion of five external legs is currently under way) the package *FormCalc* [212] can be used, where for numerics the *LoopTools* [213] package can easily be linked. For the evaluation of two-loop diagrams with up to two external legs the program *TwoCalc* [214] can be used. It is based on an algorithm for the tensor reduction of general two-loop 2-point functions and can be used for an automatic reduction of Feynman amplitudes for two-loop self-energies with arbitrary masses, external momenta, and gauge parameters to a set of standard scalar integrals. The above computer algebra codes evaluate the multi-loop diagrams analytically without performing expansions for small parameters etc.

The program *QGRAPH* [215] is an efficient generator for Feynman diagrams (so far restricted to the SM, see however Ref. [216]). As output the diagrams are encoded in a symbolic notation. Being optimized for high speed, *QGRAPH* is particularly useful for applications involving a very large number (i.e.  $\mathcal{O}(10^4)$ ) of diagrams. Its output, depending on the number of scales and external legs can then be passed to *MATAD* [217], *MINCER* [218] or *EXP* [219], where expansions for small parameters are performed.

An alternative package for SM and SUSY one-loop calculations is the *GRACE* system [220].

Overviews about codes for higher-loop and -leg calculations can be found in Refs. [221–223].

## 2.9.2 Public codes for the numerical evaluation of EWPO

The results presented in Sects. 2.4, 2.5 and 2.6 have been implemented in the code *POMSSM*<sup>4</sup>, which has been used for the numerical evaluation in Sects. 3 and 4. The Higgs boson sector evaluations have been done with the code *FeynHiggs* [180,99,175,181], including the corrections described in Sect. 2.7. This code also performs an evaluation of all Higgs boson decay widths as well as production cross sections for photon colliders. Also the results for  $\Delta\rho$  as described in Sect. 2.4 are included as a subroutine. Other codes for evaluations of Higgs sector observables are *Hdecay* [224] and *CPsuperH* [225]. The results for the anomalous magnetic moment of the muon, described in Sect. 2.8, are available as a subroutine for the code *FeynHiggs*.

---

<sup>4</sup>A new version of *POMSSM* is currently prepared and will be available from the authors.



# Chapter 3

## MSSM predictions versus experimental data

Now we study the impact of the higher-order corrections to the electroweak precision observables discussed above. The MSSM predictions are compared with the current experimental results and constraints on the parameter space of the unconstrained MSSM are discussed. We furthermore investigate how the improved electroweak precision measurements at the next generation of colliders enhance the sensitivity of testing the electroweak theory.

### 3.1 MSSM predictions for $M_W$ and $\sin^2 \theta_{\text{eff}}$

#### 3.1.1 Numerical analysis in the MSSM

##### Results for $\Delta\rho$

We start our discussion of the numerical results with the quantity  $\Delta\rho$ , which parametrizes leading SUSY contributions to the  $W$ -boson mass and the  $Z$ -boson observables, see Sect. 2.4. The effect of the gluonic SUSY two-loop contributions as given in eq. (2.73) (the four squark masses are renormalized on-shell; the mass shift arising from the  $SU(2)$  relation is understood to be absorbed into the one-loop result, see Sect. 2.4.2) is shown for an exemplary case in Fig. 3.1 as a function of  $M_{\text{SUSY}}$ . The other parameters are  $\tan\beta = 3$  and  $X_t = 0, 2M_{\text{SUSY}}$ . The line for  $X_t = 2M_{\text{SUSY}}$  starts only at  $M_{\text{SUSY}} \approx 300$  GeV. For lower values of  $M_{\text{SUSY}}$  one of the scalar top mass squares is below zero.  $\Delta\rho_{1,\text{gluon}}^{\text{SUSY}}$  can reach values of up to  $0.2 \times 10^{-3}$ . The results for the gluino-exchange contribution are shown in Fig. 3.2 ( $X_t = 0$ ) and Fig. 3.3 ( $X_t = 2M_{\text{SUSY}}$ ) for  $m_{\tilde{g}} = 0, 10, 200, 500$  GeV (and  $m_{\tilde{g}} = 800$  GeV in the latter) as a function of  $M_{\text{SUSY}}$ . The results for  $m_{\tilde{g}} = 0$  and 10 GeV are indistinguishable for  $X_t = 0$ . The decoupling for large  $m_{\tilde{g}}$  is visible already for  $m_{\tilde{g}} = 500$  GeV. In the case of  $X_t = 2M_{\text{SUSY}}$ , see Fig. 3.3,  $\Delta\rho_{1,\text{gluino}}^{\text{SUSY}}$  is in general positive and can reach values up to  $0.5 \times 10^{-3}$  for  $m_{\tilde{g}} = 200$  GeV. As can be seen in the figure, for larger values of  $m_{\tilde{g}}$  the contribution to  $\Delta\rho$  decouples as expected. Contrary to the SM case where the strong two-loop corrections screen the one-loop result, the  $\mathcal{O}(\alpha\alpha_s)$  corrections in the MSSM increase the one-loop contributions by up to 35%, thus enhancing the sensitivity to scalar quark effects.

In Fig. 3.4 the numerical result of the leading  $\mathcal{O}(\alpha_t^2)$  MSSM corrections in the limit of

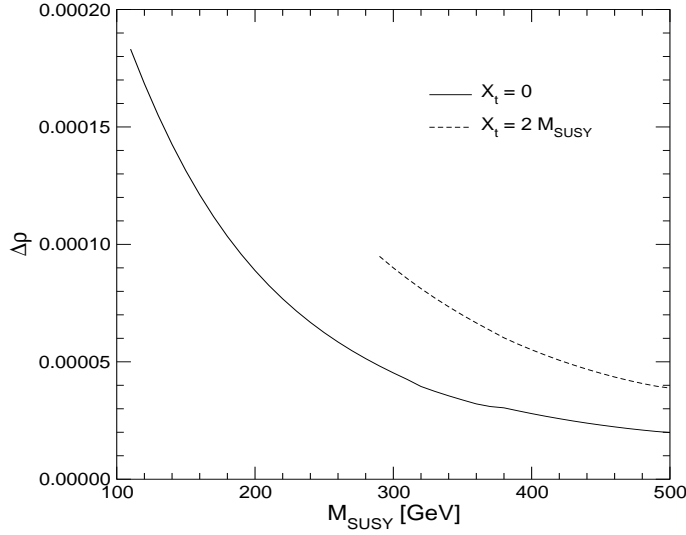


Figure 3.1:  $\Delta\rho_{1,\text{gluon}}^{\text{SUSY}}$  as a function of the common squark mass  $M_{\text{SUSY}}$  for  $\tan\beta = 3$ ,  $X_b = 0$  and  $X_t = 0, 2M_{\text{SUSY}}$ .

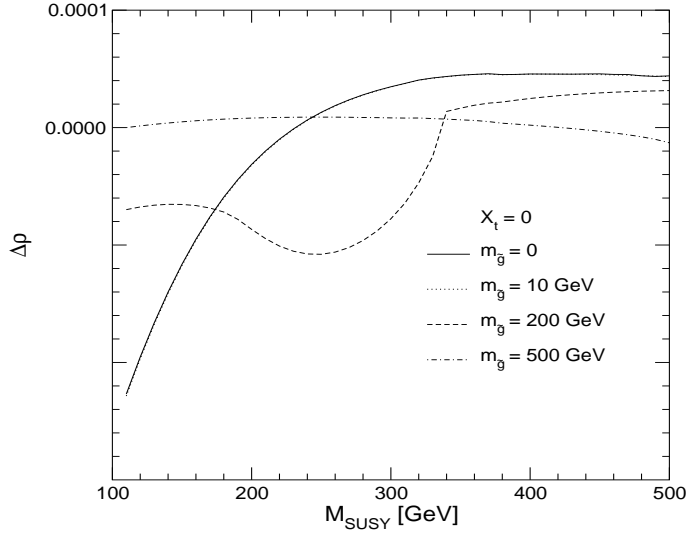


Figure 3.2:  $\Delta\rho_{1,\text{gluino}}^{\text{SUSY}}$  as a function of the common squark mass  $M_{\text{SUSY}}$  for  $\tan\beta = 3$ ,  $X_b = 0$ ,  $X_t = 0$  and  $m_{\tilde{g}} = 0, 10$  (the curves are indistinguishable), 200, 500 GeV [97].

large  $M_{\text{SUSY}}$  (see Sect. 2.4.2) is shown. It is compared with the other contributions to  $\Delta\rho$ : the  $\mathcal{O}(\alpha_t^2)$  SM correction (with  $M_H^{\text{SM}} = m_h$ ) and the SUSY contributions from the scalar quark sector at  $\mathcal{O}(\alpha)$  and  $\mathcal{O}(\alpha\alpha_s)$ . The results are shown as a function of  $M_{\text{SUSY}}$ , which enters the  $\mathcal{O}(\alpha_t^2)$  corrections indirectly via its effect on  $m_h$ . For small  $\tan\beta$  and  $M_A = 300$  GeV, see the left plot of Fig. 3.4, the effective change arising from the new genuine MSSM corrections compared to the  $\mathcal{O}(\alpha_t^2)$  SM contribution with  $M_H^{\text{SM}} = m_h$  is sizable. While the full  $\mathcal{O}(\alpha_t^2)$

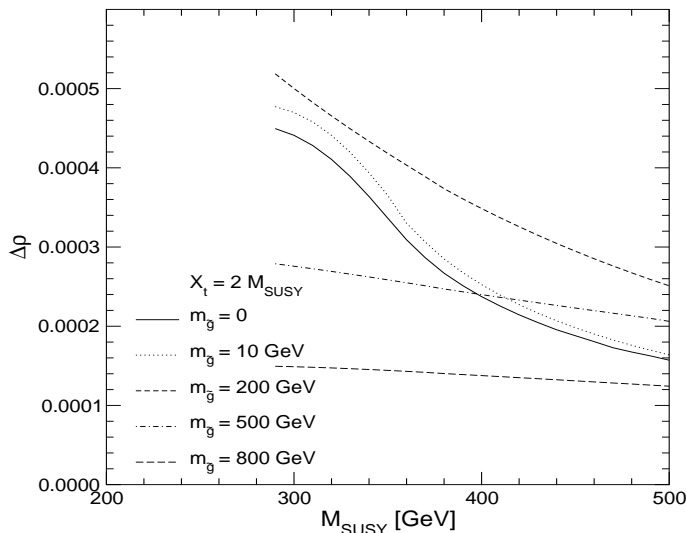


Figure 3.3:  $\Delta\rho_{1,\text{gluino}}^{\text{SUSY}}$  as a function of the common squark mass  $M_{\text{SUSY}}$  for  $\tan\beta = 3$ ,  $X_b = 0$ ,  $X_t = 2M_{\text{SUSY}}$  and  $m_{\tilde{g}} = 0, 10, 200, 500, 800$  GeV.

result is larger than the  $\mathcal{O}(\alpha)$  corrections for  $M_{\text{SUSY}} \gtrsim 600$  GeV, it is larger than the  $\mathcal{O}(\alpha\alpha_s)$  corrections for all  $M_{\text{SUSY}}$ . However, the genuine MSSM corrections are always smaller than the MSSM  $\mathcal{O}(\alpha)$  contributions but they are of equal size as the  $\mathcal{O}(\alpha\alpha_s)$  corrections for  $M_{\text{SUSY}} \approx 600$  GeV. (Note that for smaller  $M_{\text{SUSY}}$  the approximation of neglecting the scalar-quark contributions in the  $\mathcal{O}(\alpha_t^2)$  result may no longer be valid.) Since they enter with a different sign into  $\Delta\rho$ , they can compensate each other. Similar results are found in the no-mixing case, which is not shown here.

The case of large  $\tan\beta$  and  $M_A = 300$  GeV is shown in the right plot of Fig. 3.4. The curve for the  $\mathcal{O}(\alpha_t^2)$  MSSM corrections in the limit  $M_{\text{SUSY}} \rightarrow \infty$  is indistinguishable in the plot from the  $\mathcal{O}(\alpha_t^2)$  SM contribution with  $M_H^{\text{SM}} = m_h$ . The difference between these two corrections is approximately  $1.5 \times 10^{-7}$ , while the  $\mathcal{O}(\alpha\alpha_s)$  corrections are about  $10^{-5}$  even for  $M_{\text{SUSY}} = 1000$  GeV. The purely electroweak corrections decouple much faster for large  $\tan\beta$  than the  $\mathcal{O}(\alpha\alpha_s)$  corrections, see also eq. (2.78).

In Fig. 3.5 we show the result for the  $\mathcal{O}(\alpha_t^2)$ ,  $\mathcal{O}(\alpha_t\alpha_b)$ , and  $\mathcal{O}(\alpha_b^2)$  MSSM contributions to  $\Delta\rho$  in the  $m_h^{\text{max}}$  and the no-mixing scenarios [32,33] (see also App. B) compared with the corresponding SM result with  $M_H^{\text{SM}} = m_h$ . In the left plot  $\tan\beta$  is fixed to  $\tan\beta = 40$  and  $M_A$  is varied from 50 GeV to 1000 GeV. In the right plot  $M_A$  is fixed to  $M_A = 300$  GeV, while  $\tan\beta$  is varied.

For large  $\tan\beta$  the  $\mathcal{O}(\alpha_t\alpha_b)$  and  $\mathcal{O}(\alpha_b^2)$  contributions yield a significant effect caused by the heavy Higgs bosons in the loops, entering with the other sign than the  $\mathcal{O}(\alpha_t^2)$  corrections, while the contribution of the lightest Higgs boson is SM-like. As one can see in Fig. 3.5, for large  $\tan\beta$  the MSSM contribution to  $\Delta\rho$  is smaller than the SM value. For large values of  $M_A$ , the SM result is recovered.

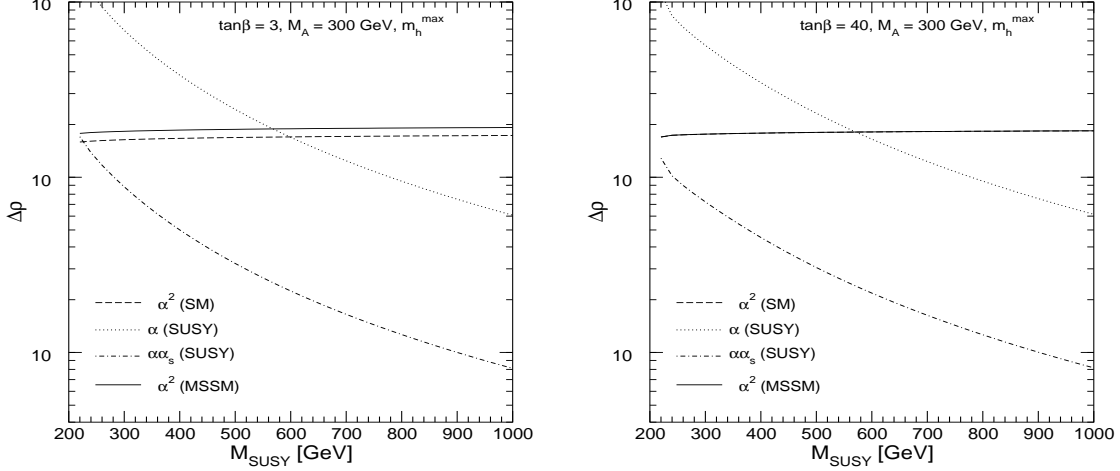


Figure 3.4: The contribution of the leading  $\mathcal{O}(\alpha_t^2)$  MSSM corrections in the limit of large  $M_{\text{SUSY}}$ ,  $\Delta\rho_{1,\text{Higgs}}^{\text{SUSY}}$ , is shown as a function of  $M_{\text{SUSY}}$  for  $M_A = 300$  GeV and  $\tan\beta = 3$  (left plot) or  $\tan\beta = 40$  (right plot) in the case of the  $m_h^{\text{max}}$  scenario, see App. B.  $\Delta\rho_{1,\text{Higgs}}^{\text{SUSY}}$  is compared with the leading  $\mathcal{O}(\alpha_t^2)$  SM contribution and with the leading MSSM corrections originating from the  $\tilde{t}/\tilde{b}$  sector of  $\mathcal{O}(\alpha)$  and  $\mathcal{O}(\alpha\alpha_s)$ . Both  $\mathcal{O}(\alpha_t^2)$  contributions are negative and are for comparison shown with reversed sign. In the right plot the  $\mathcal{O}(\alpha_t^2)$  corrections differ by about  $1.5 \times 10^{-7}$ , which is indistinguishable in the plot.

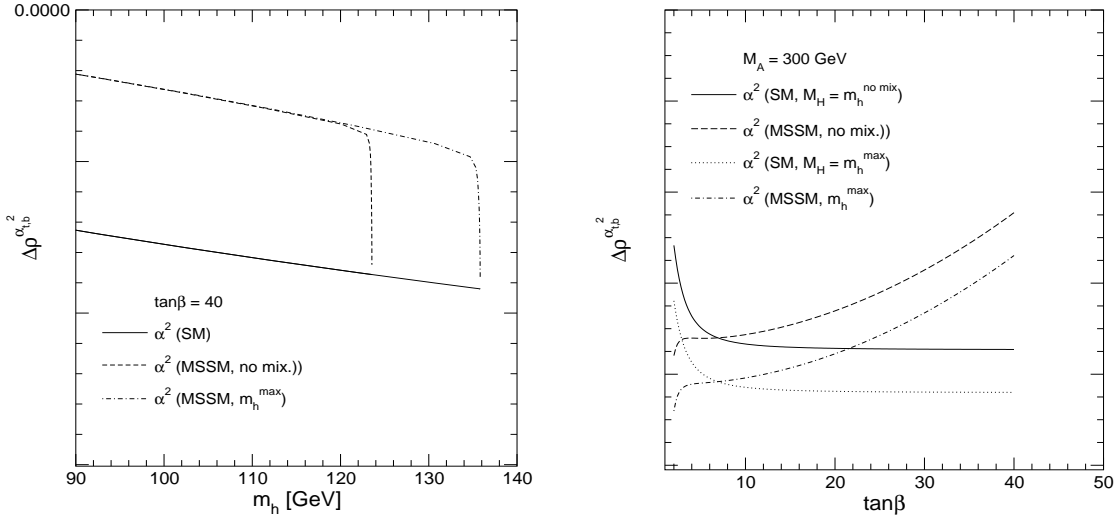


Figure 3.5: The  $\mathcal{O}(\alpha_t^2)$ ,  $\mathcal{O}(\alpha_t\alpha_b)$ , and  $\mathcal{O}(\alpha_b^2)$  MSSM contributions to  $\Delta\rho$  in the  $m_h^{\text{max}}$  and the no-mixing scenarios (see App. B) are compared with the corresponding SM result with  $M_H^{\text{SM}} = m_h$ . In the left plot  $\tan\beta$  is fixed to  $\tan\beta = 40$ , while  $M_A$  is varied from 50 GeV to 1000 GeV. In the right plot  $M_A$  is set to 300 GeV, while  $\tan\beta$  is varied. The bottom quark mass is set to  $m_b = 4.25$  GeV.

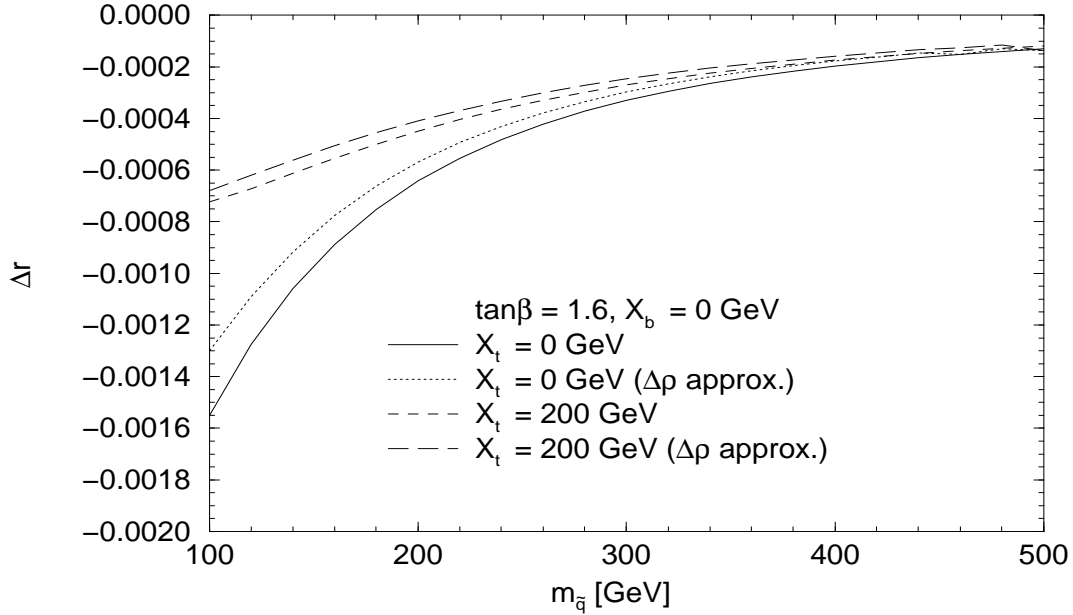


Figure 3.6: The  $\tilde{t}/\tilde{b}$  corrections to  $\Delta r$  at the two-loop level, eq. (2.101), are compared with the  $\Delta\rho$  approximation, eq. (2.102). The results are shown as a function of  $M_{\text{SUSY}}$  for  $\tan\beta = 1.6$ ,  $X_b = 0$  and  $X_t = 0, 200$  GeV.

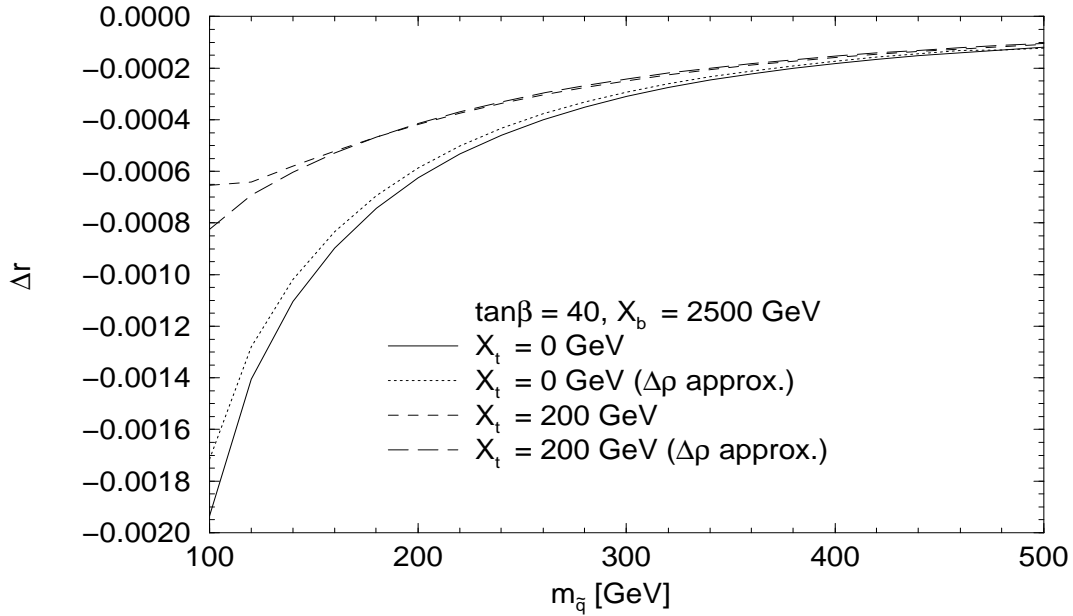


Figure 3.7: The  $\tilde{t}/\tilde{b}$  corrections to  $\Delta r$  at the two-loop level, eq. (2.101), are compared with the  $\Delta\rho$  approximation, eq. (2.102). The results are shown as a function of  $M_{\text{SUSY}}$  for  $\tan\beta = 40$ ,  $X_b = 2500$  GeV and  $X_t = 0, 200$  GeV.

## Quality of the $\Delta\rho$ approximation

We now turn to the numerical effects on  $M_W$  and  $\sin^2\theta_{\text{eff}}$  induced by  $\Delta\rho$ . As a first step the quality of the  $\Delta\rho$  approximation, using eq. (2.58), is analyzed [140]. We show the comparison of the  $\Delta\rho$  approximation with the full evaluation at the two-loop level, where such a calculation is available. As described in Sect. 2.5.2, only the two-loop gluonic corrections to  $\Delta r$  have been calculated so far. In Figs. 3.6, 3.7 we show the full gluonic two-loop contribution to  $\Delta r$  together with the corresponding  $\Delta\rho$  approximation. The no-mixing case in the  $\hat{b}$  sector is presented in Fig. 3.6 with  $\tan\beta = 1.6$  and  $X_t = 0, 200$  GeV. The case with  $X_b = 2500$  GeV is shown in Fig. 3.7 with  $\tan\beta = 40$  and  $X_t = 0, 200$  GeV. As for the one-loop case, see Figs. 2.5, 2.6, also in the two-loop case the  $\Delta\rho$  approximation reproduces the full result to better than 10%.

## Corrections to $M_W$ and $\sin^2\theta_{\text{eff}}$ induced by $\Delta\rho$

We illustrate the effects of the corrections to  $\Delta\rho$  discussed above on the observables  $M_W$  and  $\sin^2\theta_{\text{eff}}$  for the example of the  $\mathcal{O}(\alpha_t^2)$  MSSM contributions in the limit of large  $M_{\text{SUSY}}$ .

Fig. 3.8 shows the shift  $\delta M_W$  induced by the  $\mathcal{O}(\alpha_t^2)$  MSSM contribution for  $M_{\text{SUSY}} = 1000$  GeV in the  $m_h^{\text{max}}$  scenario, see App. B. The other parameters are  $\mu = 200$  GeV,  $A_b = A_t$ .  $m_h$  is obtained in the left (right) plot from varying  $M_A$  from 50 GeV to 1000 GeV, while keeping  $\tan\beta$  fixed at  $\tan\beta = 3, 40$  (from varying  $\tan\beta$  from 2 to 40, while keeping  $M_A$  fixed at  $M_A = 100, 300$  GeV). Besides the absolute  $\mathcal{O}(\alpha_t^2)$  MSSM contribution (solid and short-dashed lines) also the “effective change” compared to the SM is shown, i.e. the difference between the  $\mathcal{O}(\alpha_t^2)$  MSSM contribution and the  $\mathcal{O}(\alpha_t^2)$  SM contribution with  $M_H^{\text{SM}} = m_h$  (long-dashed and dot-dashed lines). While the full result shows contributions to  $M_W$  of up to 11 MeV, the effective change is much smaller, mostly below the level of 2 MeV.

For large  $\tan\beta$  the  $\mathcal{O}(\alpha_t\alpha_b)$  and  $\mathcal{O}(\alpha_b^2)$  contributions yield a significant effect from the heavy Higgs bosons in the loops, entering with the other sign than the  $\mathcal{O}(\alpha_t^2)$  corrections, while the contribution of the lightest Higgs boson is SM-like, see Sect. 2.4.2. The effective change in the predictions for the precision observables from the  $\mathcal{O}(\alpha_t\alpha_b)$  and  $\mathcal{O}(\alpha_b^2)$  corrections can exceed the one from the  $\mathcal{O}(\alpha_t^2)$  corrections. It can amount up to  $\delta M_W \approx +5$  MeV for  $\tan\beta = 40$ .

Fig. 3.9 shows the shift  $\delta\sin^2\theta_{\text{eff}}$  induced by the absolute  $\mathcal{O}(\alpha_t^2)$  MSSM contribution (solid and short-dashed lines) and the effective change (long-dashed and dot-dashed lines) for  $M_{\text{SUSY}} = 1000$  GeV in the  $m_h^{\text{max}}$  scenario. The other parameters are  $\mu = 200$  GeV,  $A_b = A_t$ .  $m_h$  is obtained in the left (right) plot from varying  $M_A$  from 50 GeV to 1000 GeV, while keeping  $\tan\beta$  fixed at  $\tan\beta = 3, 40$  (from varying  $\tan\beta$  from 2 to 40, while keeping  $M_A$  fixed at  $M_A = 100, 300$  GeV). While the full result shows contributions to  $\sin^2\theta_{\text{eff}}$  of up to  $6 \times 10^{-5}$ , the effective change is much smaller, mostly below the level of  $1 \times 10^{-5}$ .

For large  $\tan\beta$ , the effective change in the predictions for the precision observables from the  $\mathcal{O}(\alpha_t\alpha_b)$  and  $\mathcal{O}(\alpha_b^2)$  corrections can exceed the one from the  $\mathcal{O}(\alpha_t^2)$  corrections. It can amount up  $\delta\sin^2\theta_{\text{eff}} \approx -3 \times 10^{-5}$  for  $\tan\beta = 40$ .

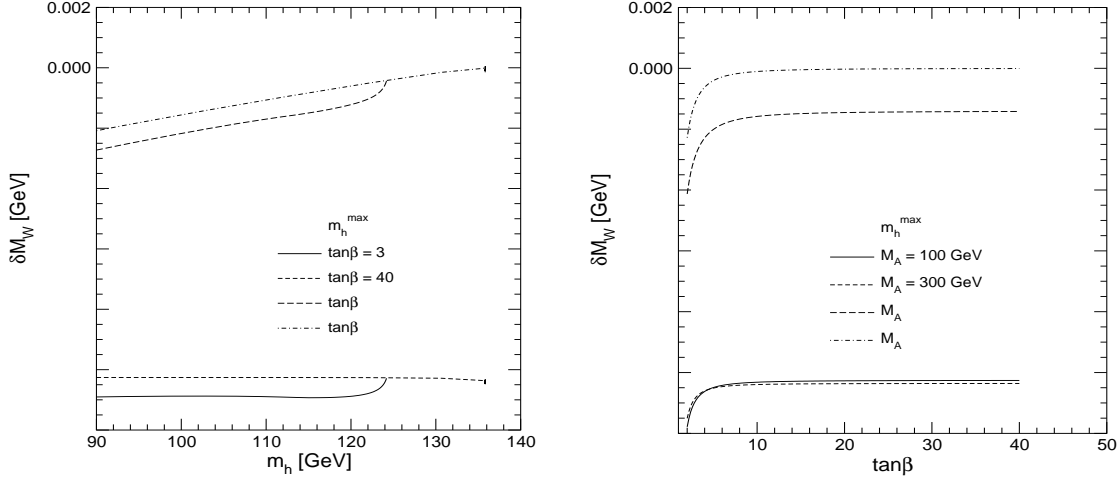


Figure 3.8: The shift  $\delta M_W$  induced by the  $\mathcal{O}(\alpha_t^2)$  MSSM contribution and the effective change compared with the SM result are shown for  $M_{\text{SUSY}} = 1000$  GeV in the  $m_h^{\text{max}}$  scenario. The other parameters are  $\mu = 200$  GeV,  $A_b = A_t$ .  $m_h$  is obtained in the left (right) plot from varying  $M_A$  from 50 GeV to 1000 GeV, while keeping  $\tan\beta$  fixed at  $\tan\beta = 3, 40$  (from varying  $\tan\beta$  from 2 to 40, while keeping  $M_A$  fixed at  $M_A = 100, 300$  GeV).

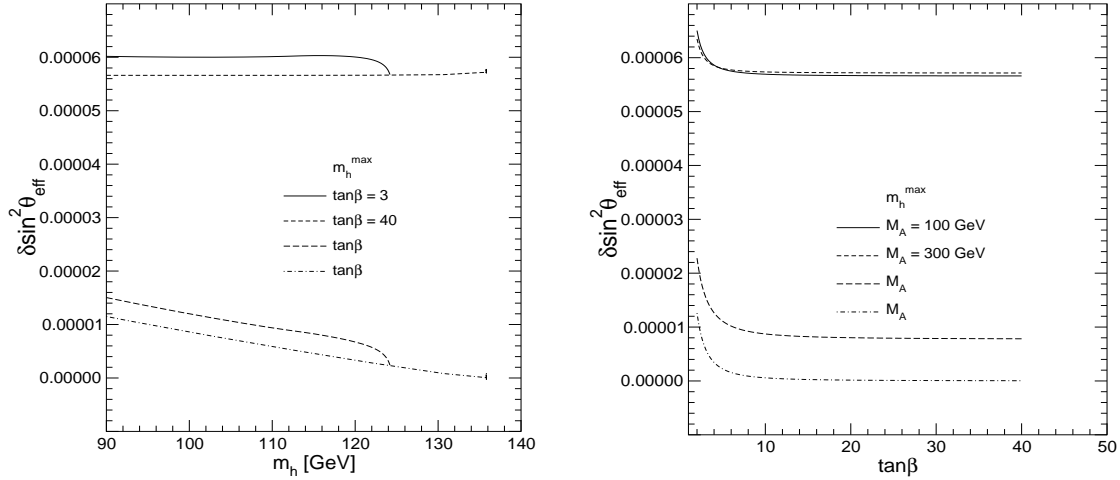


Figure 3.9: The shift  $\delta \sin^2 \theta_{\text{eff}}$  induced by the  $\mathcal{O}(\alpha_t^2)$  MSSM contribution and the effective change compared with the SM result are shown for  $M_{\text{SUSY}} = 1000$  GeV in the  $m_h^{\text{max}}$  scenario. The other parameters are  $\mu = 200$  GeV,  $A_b = A_t$ .  $m_h$  is obtained in the left (right) plot from varying  $M_A$  from 50 GeV to 1000 GeV, while keeping  $\tan\beta$  fixed at  $\tan\beta = 3, 40$  (from varying  $\tan\beta$  from 2 to 40, while keeping  $M_A$  fixed at  $M_A = 100, 300$  GeV).

## MSSM predictions for $M_W$ and $\sin^2 \theta_{\text{eff}}$ in comparison with present and future experimental precisions

Now we focus on the comparison of the  $M_W$  and  $\sin^2 \theta_{\text{eff}}$  prediction with the present data and the prospective experimental precision at the next generation of colliders.

In Fig. 3.10 we compare the SM and the MSSM predictions for  $M_W$  as a function of  $m_t$ . The predictions within the two models give rise to two bands in the  $m_t$ - $M_W$  plane with only a relatively small overlap region (indicated by a dark-shaded (blue) area in Fig. 3.10). The allowed parameter region in the SM (the medium-shaded (red) and dark-shaded (blue) bands) arises from varying the only free parameter of the model, the mass of the SM Higgs boson, from  $M_H = 113$  GeV (upper edge of the dark-shaded (blue) area) to 400 GeV (lower edge of the medium-shaded (red) area). The light-shaded (green) and the dark-shaded (blue) areas indicate allowed regions for the unconstrained MSSM. SUSY masses close to their experimental lower limit are assumed for the upper edge of the light-shaded (green) area, while the decoupling limit with SUSY masses of  $\mathcal{O}(2 \text{ TeV})$  yields the lower edge of the dark-shaded (blue) area. Thus, the overlap region between the predictions of the two models corresponds in the SM to the region where the Higgs boson is light, i.e. in the MSSM allowed region ( $m_h \lesssim 140$  GeV). In the MSSM it corresponds to the case where all superpartners are heavy, i.e. the decoupling region of the MSSM. The current 68% C.L. experimental results<sup>1</sup> for  $m_t$  and  $M_W$  slightly favor the MSSM over the SM. The prospective accuracies for the LHC and the ILC with GigaZ option, see Tab. 1.4, are also shown in the plot (using the current central values), indicating the potential for a significant improvement of the sensitivity of the electroweak precision tests [62].

In Fig. 3.11 the comparison between the SM and the MSSM is shown in the  $M_W$ - $\sin^2 \theta_{\text{eff}}$  plane (see also Refs. [226,227]). As above, the predictions in the SM (medium-shaded and dark-shaded (red and blue) bands) and possible MSSM regions (light-shaded and dark-shaded (green and blue) bands) are shown together with the current 68% C.L. experimental results and the prospective accuracies for the LHC and the ILC with GigaZ option. Again the MSSM is slightly favored over the SM. It should be noted that the prospective improvements in the experimental accuracies, in particular at the ILC with GigaZ option, will provide a high sensitivity to deviations both from the SM and the MSSM.

The central value for the experimental value of  $\sin^2 \theta_{\text{eff}}$  in Fig. 3.11 is based on both leptonic and hadronic data. The two most precise measurements,  $A_{\text{LR}}$  from SLD and  $A_{\text{FB}}^b$  from LEP, differ from each other by about  $3\sigma$  (see Ref. [18]). This, together with the NuTeV anomaly (see below), gave rise to a relatively low fit probability of the SM global fit in the past years, and had caused considerable attention in the literature. In particular, several analyses have been performed where the hadronic data on  $A_{\text{FB}}$  have been excluded from the global fit (see e.g. Refs. [228,229]). It has been noted that in this case the SM global fit, possessing a significantly higher fit probability, yields an upper bound on  $M_H$  which is rather low in view of the experimental lower bound on  $M_H$  of  $M_H > 114.4$  GeV [13]. The value of  $\sin^2 \theta_{\text{eff}}$  corresponding to the measurement of  $A_{\text{LR}}(\text{SLD})$  alone is  $\sin^2 \theta_{\text{eff}} = 0.23098 \pm 0.00026$  [18]. Fig. 3.11 shows that adopting the latter value of  $\sin^2 \theta_{\text{eff}}$  makes the agreement between the data and the SM prediction much worse, while the MSSM provides a very good description of the data. In accordance with this result, in Ref. [229] it has

---

<sup>1</sup>The plot shown here is an update of Refs. [136,226,227].



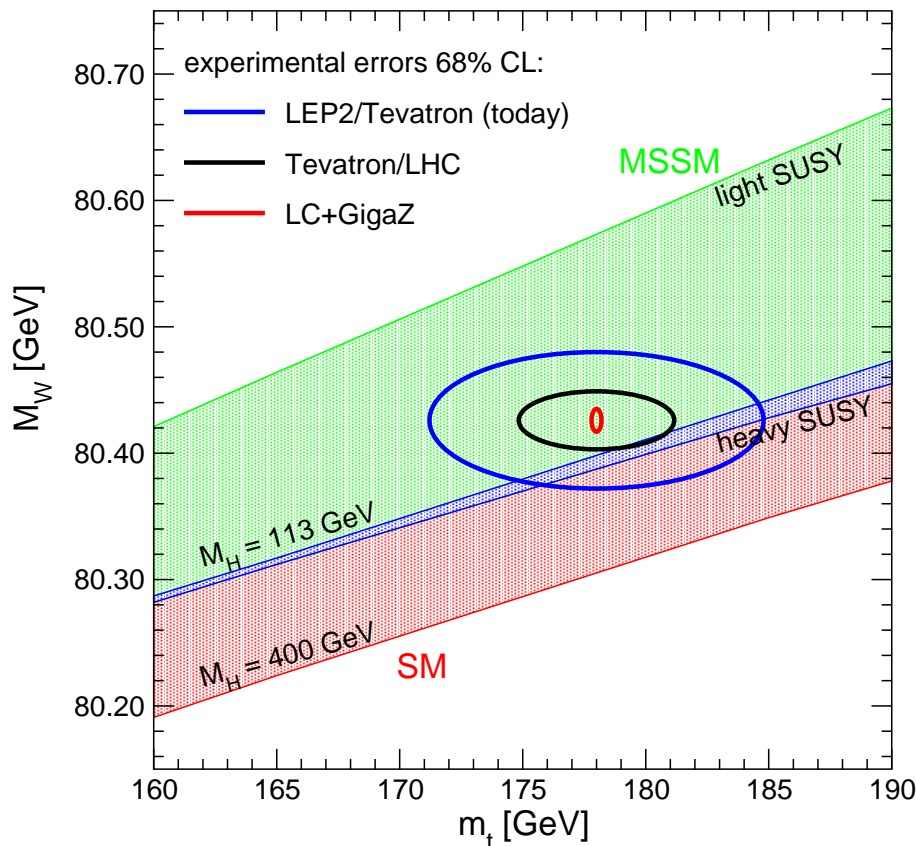


Figure 3.10: The current experimental results for  $M_W$  and  $m_t$  and the prospective accuracies at the next generation of colliders are shown in comparison with the SM prediction (medium-shaded and dark-shaded (red and blue) bands) and the MSSM prediction (light-shaded and dark-shaded (green and blue) bands).

been found that the contribution of light gauginos and scalar leptons in the MSSM (in a scenario with vanishing SUSY contribution to  $\Delta\rho$ ) gives rise to a shift in  $M_W$  and  $\sin^2\theta_{\text{eff}}$  as compared to the SM case which brings the MSSM prediction in better agreement with the experimental values of  $M_W$  and  $A_{\text{LR}}(\text{SLD})$ .

On the other hand, it has also been investigated whether the discrepancy between  $A_{\text{LR}}$  and  $A_{\text{FB}}^b$  could be explained in terms of contributions of some kind of new physics. The (loop-induced) contributions from SUSY particles in the MSSM are however too small to account for the  $3\sigma$  difference between the two observables (see e.g. Ref. [229]). Thus, the quality of the fit to  $A_{\text{LR}}$  and  $A_{\text{FB}}^b$  in the MSSM is similar to the one in the SM.

With the latest experimental values of the precision observables and the most up-to-date theory predictions the probability of the global fit in the SM is about 26% [18] (if the NuTeV result is not included). In particular, the most recent experimental value of the top-quark mass,  $m_t = 178.0 \pm 4.3$  GeV [134], and a slight shift in the experimental value of  $M_W$  have led to an improvement of the overall fit quality. Although the discrepancy between  $A_{\text{LR}}$  from SLD and  $A_{\text{FB}}^b$  from LEP remains, it seems not well motivated to discard any of the two

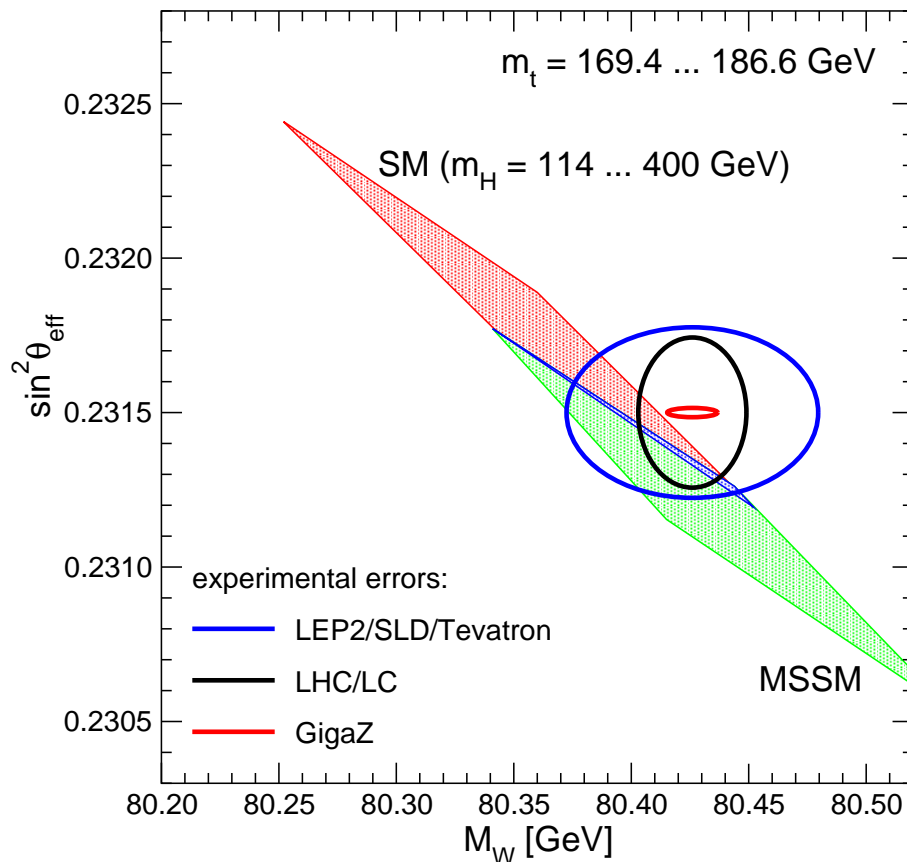


Figure 3.11: The current experimental results for  $M_W$  and  $\sin^2 \theta_{\text{eff}}$  and the prospective accuracies at the next generation of colliders are shown in comparison with the SM prediction (medium-shaded and dark-shaded (red and blue) bands) and the MSSM prediction (light-shaded and dark-shaded (green and blue) bands).

measurements.

As mentioned above, another observable for which the SM prediction shows a large deviation by about  $3\sigma$  from the experimental value is the neutrino–nucleon cross section measured at NuTeV [230]. Also in this case loop effects of SUSY particles in the MSSM are too small to account for a sizable fraction of the discrepancy (see e.g. Refs. [231,232]).

### 3.1.2 Intrinsic uncertainty in $M_W$ and $\sin^2 \theta_{\text{eff}}$ from SUSY corrections

The remaining theoretical uncertainties in the prediction for  $M_W$  and  $\sin^2 \theta_{\text{eff}}$  from unknown higher-order corrections in the MSSM (i.e. loop corrections from SM particles and superpartners) are considerably larger than in the SM, since the results for higher-order corrections in the MSSM are not quite as advanced yet as in the SM. The current intrinsic uncertainties in the MSSM can roughly be estimated by comparing the size of the known corrections in

the MSSM (see above) to the corresponding corrections in the SM and by assuming that the unknown higher-order corrections in the MSSM enter with the same relative weight as the corresponding corrections in the SM, whose numerical effects are known. This kind of estimate does not take into account specific enhancement factors in the MSSM, like for instance corrections that grow with powers of  $\tan\beta$ . In general, the additional contributions from superpartners in the loops will be bigger the smaller the SUSY mass scale is. As in the case of  $m_h$ , the estimate for the intrinsic uncertainty of  $M_W$  and  $\sin^2\theta_{\text{eff}}$  should be understood to refer to “typical” regions of the MSSM parameter space. In parts of the parameter space where certain corrections are particularly enhanced (see the discussion in Sect. 2.2) the intrinsic uncertainties can be larger.

Taking the above considerations into account, a crude estimate of the current intrinsic uncertainties yields [227]

$$\text{MSSM: } \quad \delta M_W^{\text{intr}} (\text{current}) = 10 \text{ MeV} , \quad \delta \sin^2 \theta_{\text{eff}}^{\text{intr}} (\text{current}) = 12 \times 10^{-5} , \quad (3.1)$$

i.e. uncertainties that are roughly twice as large as the current uncertainties in the SM.

With sufficient effort on higher-order calculations in the MSSM, it should be possible in the future to reduce the intrinsic uncertainties to the same level as we had estimated for the SM (see eqs. (2.96), (2.126)):

$$\text{MSSM: } \quad \delta M_W^{\text{intr}} (\text{future}) = 2 \text{ MeV} , \quad \delta \sin^2 \theta_{\text{eff}}^{\text{intr}} (\text{future}) = 2 \times 10^{-5} . \quad (3.2)$$

### 3.1.3 Results in the NMFV MSSM

The analytical results obtained for the EWPO in the NMFV MSSM have been derived for the general case of mixing between the third and second generation of squarks, i.e. all NMFV contributions,  $\Delta_{LL,LR,RL,RR}$ , can be chosen independently in the  $\tilde{t}/\tilde{c}$  and in the  $\tilde{b}/\tilde{s}$  sector, see Sect. 1.2.6. Corrections from the first-generation squarks are not considered, for reasons discussed in Sect. 1.2.6. The numerical analysis of NMFV effects for the EWPO, however, have been performed for the simpler, but well motivated, scenario where only mixing between  $\tilde{t}_L$  and  $\tilde{c}_L$  as well as between  $\tilde{b}_L$  and  $\tilde{s}_L$  is considered. The only flavor off-diagonal entries in the squark-mass matrices are normalized according to  $\Delta_{LL}^{t,b} = \lambda^{t,b} M_{\tilde{Q}_3} M_{\tilde{Q}_2}$ , following [21,23,24]<sup>2</sup>, where  $M_{\tilde{Q}_3, \tilde{Q}_2}$  are the soft SUSY-breaking masses for the  $SU(2)$  squark doublet in the third and second generation. NMFV is thus parametrized in terms of the dimensionless quantities  $\lambda^t$  and  $\lambda^b$  (see [23,24,233,234] for experimentally allowed ranges). The case of  $\lambda^t = \lambda^b = 0$  corresponds to the MSSM with minimal flavor violation (MFV). In detail, it has been set

$$\begin{aligned} \Delta_{LL}^t &= \lambda^t M_{\tilde{L}_t} M_{\tilde{L}_c} , & \Delta_{LR}^t &= \Delta_{RL}^t = \Delta_{RR}^t = 0 , \\ \Delta_{LL}^b &= \lambda^b M_{\tilde{L}_b} M_{\tilde{L}_s} , & \Delta_{LR}^b &= \Delta_{RL}^b = \Delta_{RR}^b = 0 , \end{aligned} \quad (3.3)$$

for the entries in the matrices (1.44) and (1.45).

For the sake of simplicity, the same flavour mixing parameter has been assumed in the numerical analysis for the  $\tilde{t} - \tilde{c}$  and  $\tilde{b} - \tilde{s}$  sectors,  $\lambda = \lambda^t = \lambda^b$ . It should be noted in this context that the LL blocks of the up-squark and down-squark mass matrices are not

---

<sup>2</sup>The parameters  $\lambda^t$  and  $\lambda^b$  introduced here are denoted by  $(\delta_{LL}^u)_{23}$  and  $(\delta_{LL}^d)_{23}$  in [21,23,24].

independent because of the  $SU(2)$  gauge invariance; they are related through the CKM mass matrix [24], which also implies that a large difference between these two parameters is not allowed.

### Results for $\Delta\rho$

For the numerical evaluation [25], the  $m_h^{\max}$  and the no-mixing scenario have been used [33], but with a free scale  $M_{\text{SUSY}}$ , see App. B. The results are independent of  $M_A$ . The numerical values of the SUSY parameters are

$$M_{\text{SUSY}} = 1 \text{ TeV and } 2 \text{ TeV}, \quad \tan\beta = 30, \quad \mu = 200 \text{ GeV}, \quad \epsilon = 0.04, \quad (3.4)$$

if not explicitly stated otherwise. The variation with  $\mu$  and  $\tan\beta$  is very weak, since they do not enter the squark couplings to the vector bosons.

The behaviour with the sign of  $\epsilon$  is shown in Fig. 3.12 for the corrections to  $\Delta\rho^{\tilde{q}}$  as a function of  $\lambda(= \lambda^t = \lambda^b)$ . The results are shown for different relative signs of  $\epsilon$  and  $\lambda$ , choosing  $\lambda > 0$ , and fixing  $|\epsilon| = 0.04$ .  $M_{\text{SUSY}}$  has been set to  $M_{\text{SUSY}} = 2 \text{ TeV}$ . For the  $m_h^{\max}$  scenario the effect is small, but in the no-mixing scenario the results are affected significantly by the sign of  $\epsilon$ . The squark contribution to  $\Delta\rho^{\tilde{q}}$  can become of  $\mathcal{O}(10^{-3})$  for  $\lambda \geq 0.5$ .

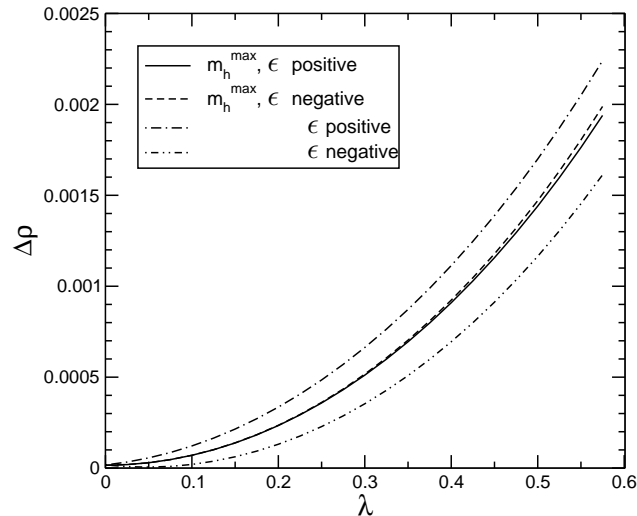


Figure 3.12: The variation of  $\Delta\rho^{\tilde{q}}$  with  $\lambda(= \lambda^t = \lambda^b)$  in the  $m_h^{\max}$  and no-mixing scenarios for different relative signs of  $\epsilon$  and  $\lambda$  [25]).  $M_{\text{SUSY}} = 2 \text{ TeV}$ , the other SUSY parameters are given in eq. (3.4).

In Fig. 3.13 we show the dependence of  $\Delta\rho^{\tilde{q}}$  on  $\lambda(= \lambda^t = \lambda^b)$  for both the  $m_h^{\max}$  and no-mixing scenario and for two values of the SUSY mass scale,  $M_{\text{SUSY}} = 1 \text{ TeV}$  and  $M_{\text{SUSY}} = 2 \text{ TeV}$ . It is clear that  $\Delta\rho^{\tilde{q}}$  grows with the  $\lambda$  parameter, being close to zero for  $\lambda = 0$  and  $M_{\text{SUSY}} = 2 \text{ TeV}$ . One can also see that the effects on  $\Delta\rho^{\tilde{q}}$  are in general larger for the no-mixing scenario (see also the results shown in Ref. [97]). For large values of  $M_{\text{SUSY}}$  the correction increases with increasing  $\lambda$  since the splitting in the squark sector increases.

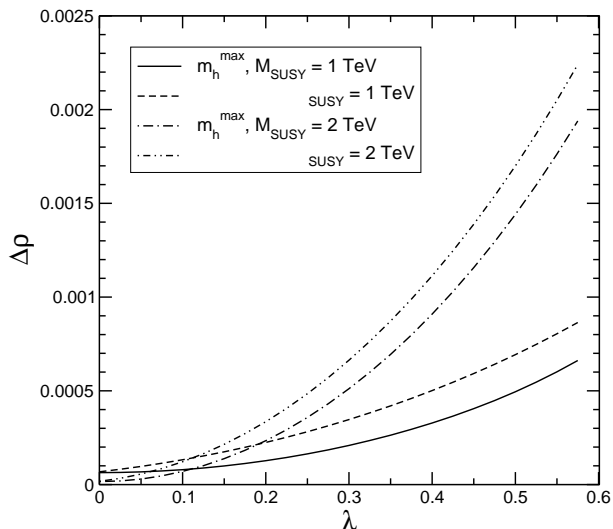


Figure 3.13: The variation of  $\Delta\rho^{\tilde{q}}$  with  $\lambda = \lambda^t = \lambda^b$  in the  $m_h^{\max}$  and no-mixing scenarios.  $M_{\text{SUSY}}$  has been fixed to 1 TeV and 2 TeV [25].

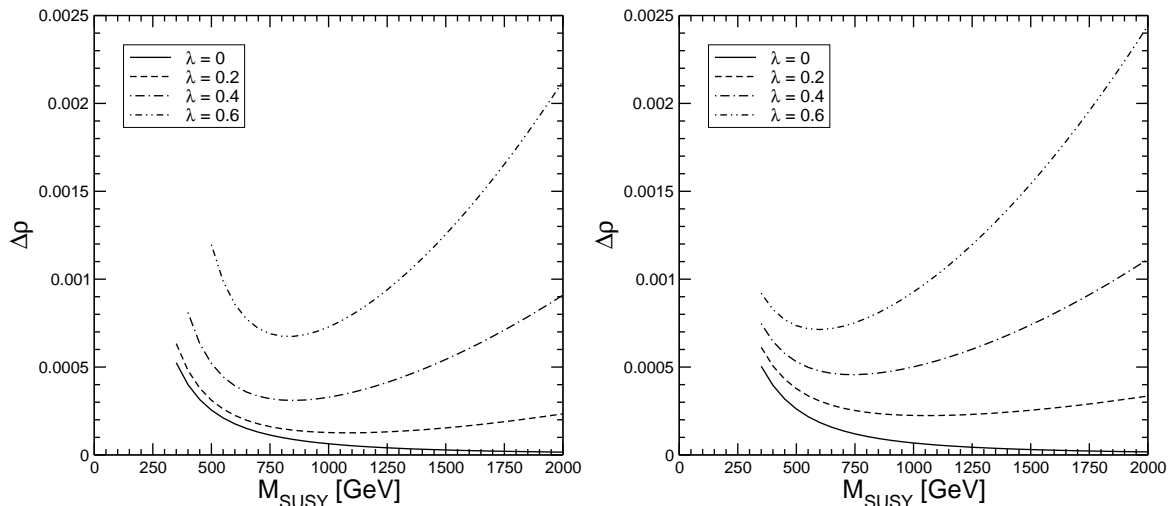


Figure 3.14: The variation of  $\Delta\rho^{\tilde{q}}$  with  $M_{\text{SUSY}}$  in the  $m_h^{\max}$  scenario (left panel) and no-mixing scenario (right panel), for different values of  $\lambda$  [25].

The behavior of the corrections with the SUSY mass scale is shown in Fig. 3.14 for different values of  $\lambda$  in the  $m_h^{\max}$  scenario (left panel) and in the no-mixing scenario (right panel). The region below  $M_{\text{SUSY}} \lesssim 400$  GeV (depending on the scenario) implies too low and hence forbidden values for the squark masses. The curves are only for the allowed regions. For  $\lambda = 0$ ,  $\Delta\rho^{\tilde{q}}$  decreases, being zero for large  $M_{\text{SUSY}}$  values, in agreement with the results shown in Ref. [97]. We have also found that, for  $\lambda \neq 0$  and small values of  $M_{\text{SUSY}}$ ,  $\Delta\rho^{\tilde{q}}$  decreases until it reaches a minimum and then increases for largest values of the SUSY scale. This increasing behavior is more pronounced for larger  $\lambda$  values, reaching the level of a few per mill. The reason lies once again in the increasing mass splitting.

## Numerical evaluation for $M_W$ and $\sin^2 \theta_{\text{eff}}$

Here the numerical effects of the NMFV contributions on the electroweak precision observables,  $\delta M_W$  and  $\delta \sin^2 \theta_{\text{eff}}$ , are briefly analyzed [25]. The shifts in  $M_W$  and  $\sin^2 \theta_{\text{eff}}$  have been evaluated both from the complete expressions for the scalar quark contributions, eq. (2.101) and eq. (2.132), and using the  $\Delta\rho^{\hat{q}}$  approximation (2.58). The corrections to these two observables based on eq. (2.58) as a function of  $\lambda (= \lambda^t = \lambda^b)$  are presented in Fig. 3.15 with the other parameters chosen according to (3.4). The  $m_h^{\text{max}}$  scenario and no-mixing scenario are selected for both plots, with two values of  $M_{\text{SUSY}}$ , as before. The induced shifts in  $M_W$  can become as large as 0.14 GeV for the extreme case, i.e. when  $M_{\text{SUSY}} = 2$  TeV,  $\lambda = 0.6$  and the case of no-mixing is considered. In the  $m_h^{\text{max}}$  scenario  $\delta M_W$  is smaller,  $\delta M_W \lesssim 0.05$  GeV, but still sizeable. Using the complete expressions, eq. (2.101) and eq. (2.132), yields results practically indistinguishable from those shown in Fig. 3.15 [25]. Thus eq. (2.58) is a sufficiently accurate, simple approximation for squark-mixing effects in the electroweak precision observables.

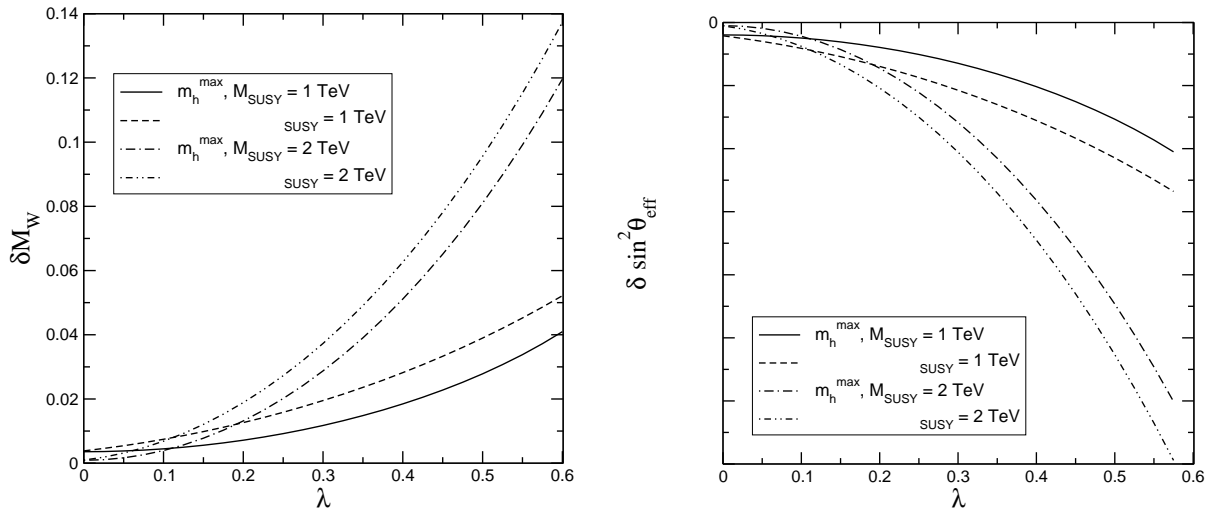


Figure 3.15: The variation of  $\delta M_W$  and  $\delta \sin^2 \theta_{\text{eff}}$  as a function of  $\lambda = \lambda^t = \lambda^b$ , for the  $m_h^{\text{max}}$  and no-mixing scenarios and different choices of  $M_{\text{SUSY}}$  obtained with eq. (2.58) [25]. Using the complete expressions, eq. (2.101) and eq. (2.132), yields practically indistinguishable results.

The shifts  $\delta \sin^2 \theta_{\text{eff}}$ , shown in the right plot of Fig. 3.15, can reach values up to  $7 \times 10^{-4}$  for  $M_{\text{SUSY}} = 2$  TeV and  $\lambda = 0.6$  in the no-mixing scenario, being smaller (but still sizeable) for the other scenarios considered here.

Extreme parts of the NMFV parameter space (especially for  $\lambda^t \neq \lambda^b$ ) can be excluded already with today's precision. But even small values of  $\lambda = \lambda^t = \lambda^b$  could be probed with the future precision on  $\sin^2 \theta_{\text{eff}}$ , provided that theoretical uncertainties will be sufficiently under control [227].

### 3.2 The lightest MSSM Higgs boson mass

The light  $\mathcal{CP}$ -even MSSM Higgs boson mass,  $m_h$ , depends at tree-level on  $M_A$  and  $\tan\beta$ . Via loop corrections, see Sect. 2.7.1, it depends most strongly on the top quark mass and on the parameters of the scalar top sector. As an example, in Fig. 3.16 we show  $m_h$  as a function of  $\tan\beta$  in two benchmark scenarios, the  $m_h^{\max}$  and the no-mixing scenario [33], see App. B.  $m_h$  is shown for a central value of  $m_t = 178.0$  GeV (dashed curves), and the variation with  $m_t$  by  $\pm 4.3$  GeV is shown as the shaded (green) band. Higher  $m_h$  values are obtained for larger  $m_t$ . (All results in this section have been obtained with *FeynHiggs2.1* [99,175,180,181].)

From the result for the  $m_h^{\max}$  scenario in Fig. 3.16 the upper bound of  $m_h \lesssim 136$  GeV for  $m_t = 178$  GeV and  $M_{\text{SUSY}} = 1$  TeV (neglecting the intrinsic theoretical uncertainties) can be read off that was mentioned in Sect. 2.7. Allowing a  $1\sigma$  variation of  $m_t$  shifts the upper bound on  $m_h$  to about 140 GeV. The variation of the  $m_h$  prediction with  $m_t$  is even larger in the region of small  $\tan\beta$ . Fig. 3.16 shows that a  $1\sigma$  upward fluctuation of  $m_t$  shifts the minimum of  $m_h$  in the  $m_h^{\max}$  scenario to a value above 114 GeV. Thus, in this case the exclusion bound from LEP does not rule out any value of  $\tan\beta$ . The comparison of the MSSM prediction with the LEP exclusion bound is shown in more detail in Fig. 3.18 below.

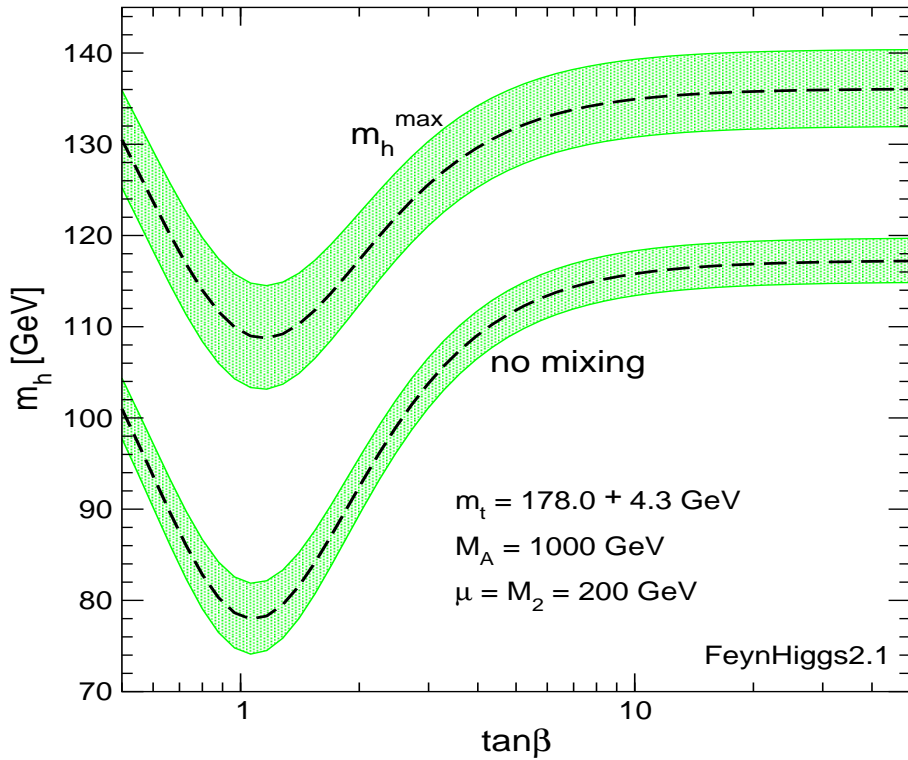


Figure 3.16:  $m_h$  is shown as a function of  $\tan\beta$  in the  $m_h^{\max}$  and the no-mixing scenario.  $m_t$  has been varied in the interval  $m_t = 178.0 \pm 4.3$  GeV.

The relevance of the parametric uncertainty in  $m_h$  induced by different experimental errors on  $m_t$  is emphasized in Fig. 3.17 [63], where the prediction for  $m_h$  is shown as a function of  $M_A$  in the  $m_h^{\max}$  benchmark scenario. The evaluation of  $m_h$  has been done for a

central value of the top quark mass of  $m_t = 175$  GeV and for  $\tan\beta = 5$ . The figure shows that a reduction of the experimental error from  $\delta m_t^{\text{exp}} = 1\text{--}2$  GeV (LHC) to  $\delta m_t^{\text{exp}} = 0.1$  GeV (ILC) has a drastic effect on the prediction for  $m_h$ .

The prospective experimental error on  $m_h$  is also shown in Fig. 3.17, while no intrinsic theoretical uncertainty from unknown higher-order corrections is included. If this intrinsic uncertainty can be reduced to a level of  $\delta m_h^{\text{intr, future}} \approx 0.1$  GeV, its effect in the plot would be roughly as big as the one induced by  $\delta m_t^{\text{exp}} = 0.1$  GeV. An intrinsic uncertainty of  $\delta m_h^{\text{intr, future}} \approx 1$  GeV, on the other hand, would lead to a significant widening of the band of predicted  $m_h$  values (similar to the effect of  $\delta m_t^{\text{exp}} = 1$  GeV). In this case the intrinsic uncertainty would dominate, implying that a reduction of  $\delta m_t^{\text{exp}} = 1$  GeV to  $\delta m_t^{\text{exp}} = 0.1$  GeV would lead to an only moderate improvement of the overall theoretical uncertainty of  $m_h$ .

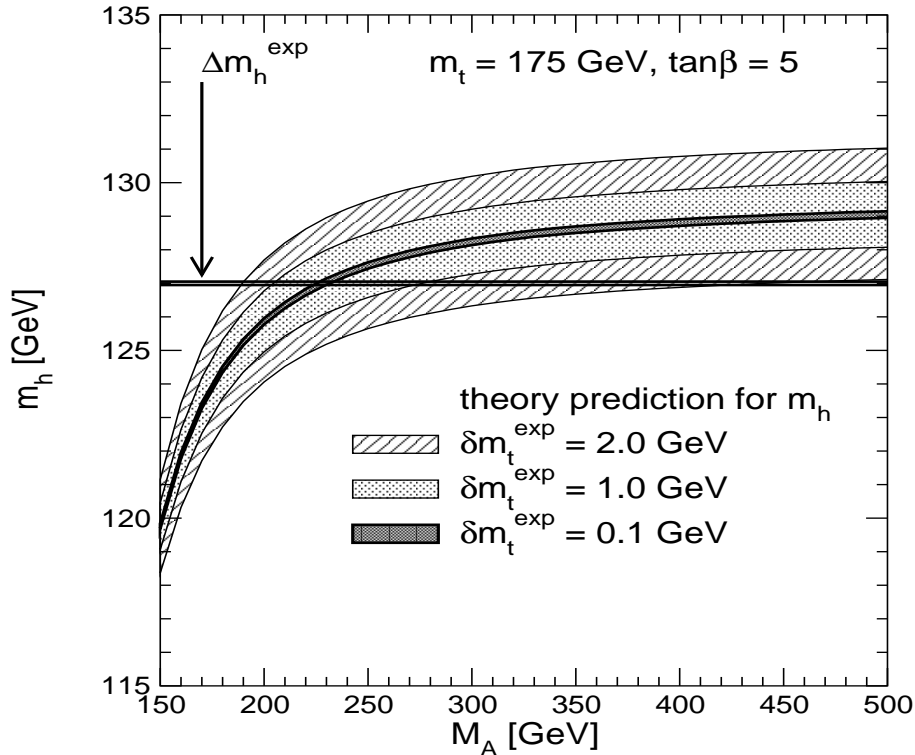


Figure 3.17:  $m_h$  is shown as a function of  $M_A$  in the  $m_h^{\text{max}}$  scenario for  $\tan\beta = 5$  [63]. Three different precisions for  $m_t$  are indicated (with a central value of  $m_t = 175$  GeV). The anticipated experimental error on  $m_h$  at the ILC of 0.05 GeV is indicated by a horizontal band.

Confronting the theoretical prediction for  $m_h$  with a precise measurement of the Higgs-boson mass constitutes a very sensitive test of the MSSM, which allows one to obtain constraints on the model parameters. The sensitivity of the  $m_h$  prediction to  $M_A$  shown in Fig. 3.17 cannot directly be translated into a prospective indirect determination of  $M_A$ , however, since Fig. 3.17 shows the situation in a particular benchmark scenario [33] where, by definition, certain fixed values of all other SUSY parameters are assumed. In a realistic



situation the anticipated experimental errors of the other SUSY parameters and possible effects of intrinsic theoretical uncertainties have to be taken into account. In Sect. 3.5 the prospects for an indirect determination of SUSY parameters from precision physics in the MSSM Higgs sector will be discussed.

As another example we demonstrate the impact of the current theory uncertainty of  $\delta m_h^{\text{intr}} \approx 3$  GeV [170] on the exclusion bound of  $\tan\beta$ , see Ref. [188] for a detailed discussion. The  $m_h^{\text{max}}$  benchmark scenario [33] has been designed such that for fixed values of  $m_t$  and  $M_{\text{SUSY}}$  the predicted value of the lightest  $\mathcal{CP}$ -even Higgs boson mass is maximized for each value of  $M_A$  and  $\tan\beta$ . In Fig. 3.18 we show again  $m_h$  as a function of  $\tan\beta$ , together with the LEP exclusion bound for the mass of a SM-like Higgs [13],  $M_H^{\text{SM}} \geq 114.4$  GeV, as a vertical long-dashed line. The solid thick line shows the result in the  $m_h^{\text{max}}$  scenario for  $m_t = 178.0$  GeV.

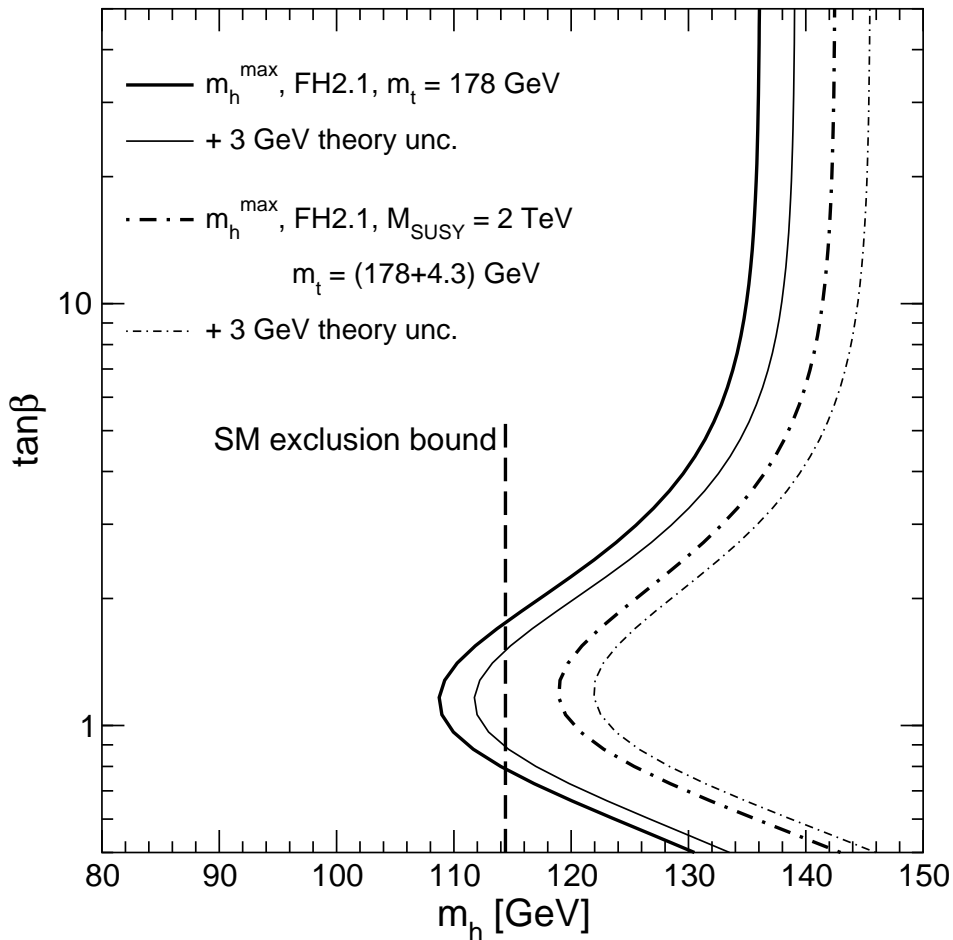


Figure 3.18:  $m_h$  is shown as a function of  $\tan\beta$  in the  $m_h^{\text{max}}$  scenario (solid) and for  $m_t = 178.0 + 4.3$  GeV,  $M_{\text{SUSY}} = 2$  TeV (dot-dashed). A theory uncertainty from unknown higher-order uncertainties of  $\delta m_h^{\text{intr}} = 3$  GeV has been neglected (thick lines) or included (thin). The SM exclusion bound of  $M_H = 114.4$  GeV, which for small values of  $\tan\beta$  also roughly applies for the MSSM, is indicated by a dashed line.

While in general a detailed investigation of a variety of different possible production and decay modes is necessary in order to determine whether a particular point of the MSSM parameter space can be excluded via the Higgs searches or not, the situation simplifies considerably in the region of small  $\tan\beta$  values. In this parameter region the lightest  $\mathcal{CP}$ -even Higgs boson of the MSSM couples to the  $Z$  boson with SM-like strength, and its decay into a  $b\bar{b}$  pair is not significantly suppressed. Thus, within good approximation, constraints on  $\tan\beta$  can be obtained in this parameter region by confronting the exclusion bound on the SM Higgs boson with the upper limit on  $m_h$  within the MSSM. From the intersection of the theoretical upper bound in the  $m_h^{\max}$  scenario (solid thick line) with the experimentally excluded region for  $m_h$  the experimentally excluded region for  $\tan\beta$  can be read off. For comparison we also show the same upper bound including the theory uncertainty from unknown higher order corrections,  $\delta m_h^{\text{intr}} \approx 3$  GeV [170] (solid thin line). Taking the theory uncertainty into account, the bound on  $\tan\beta$  is considerably weakened (see also Ref. [187]). Furthermore we show the  $m_h^{\max}$  scenario with the top-quark mass shifted upwards by one standard deviation,  $m_t = 182.3$  GeV and with  $M_{\text{SUSY}} = 2$  TeV (dot-dashed thick line), also including the 3 GeV intrinsic theoretical uncertainty (dot-dashed thin line). Even without taking into account the intrinsic theoretical uncertainty, in this case no region of  $\tan\beta$  can be excluded from the Higgs search at LEP. This example shows that both a reduction of the experimental error on  $m_t$  and of the intrinsic theoretical uncertainty will be crucial in order to obtain reliable bounds on the SUSY parameters from measurements in the Higgs sector (see also Sect. 3.5).

### 3.3 MSSM predictions for $(g - 2)_\mu$

In our numerical discussion of SUSY contributions to the anomalous magnetic moment of the muon we first analyze the one-loop results from a scan over the MSSM parameter space [202] and then focus on two recently obtained two-loop corrections: the corrections involving a closed SM fermion/sfermion loop [205], and the ones involving closed chargino/neutralino loops [197].

#### 3.3.1 One-loop results from a MSSM parameter scan

The possible size of the MSSM one-loop contributions to  $a_\mu$  can be assessed by a parameter scan. In Fig. 3.19 (from Ref. [202]) the possible MSSM contributions to  $a_\mu$  are shown as a function of the lightest observable SUSY particle (LOSP). The lighter (green) dots correspond to a  $\tilde{\mu}$  LOSP, darker (red) dots represent charginos/neutralinos as LOSP. The dashed lines show the allowed contours if  $|A_\mu|$  is allowed to vary up to 100 TeV. The shaded bands correspond to the one/two  $\sigma$  allowed ranges in the year 2001. One can see that the MSSM can easily explain the discrepancy in eq. (2.147). On the other hand,  $a_\mu$  can place stringent constraints on the allowed MSSM parameter space. In order to set reliable bounds in the MSSM the theoretical uncertainties have to be under control. This requires the evaluation of higher-order contributions. The existing two-loop corrections are reviewed in the following subsections.

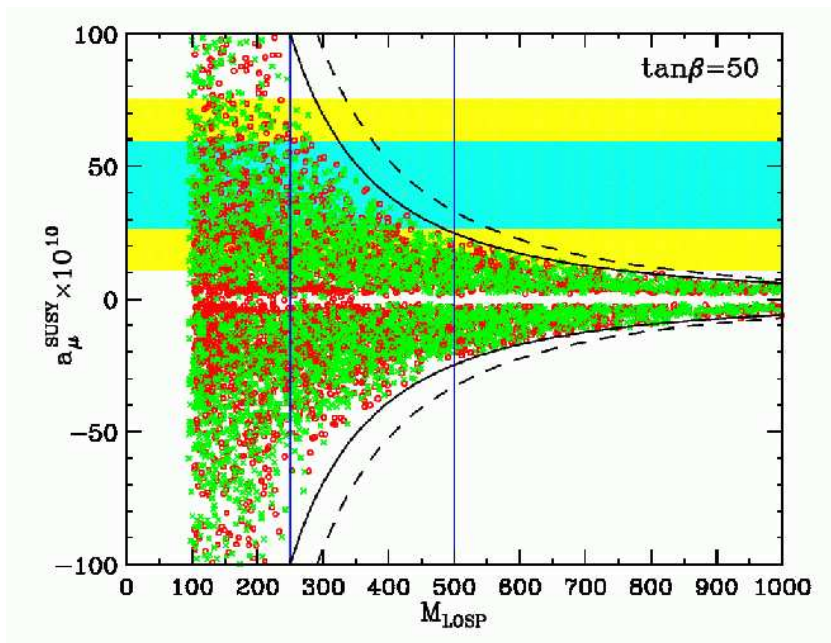


Figure 3.19: MSSM one-loop contributions to  $a_\mu$  are shown as a function of the mass of the lightest observable SUSY particle (LOSP), obtained from a scan over the MSSM parameter space [202]. The lighter (green) dots correspond to a  $\tilde{\mu}$  LOSP, darker (red) dots represent charginos/neutralinos as LOSP. The dashed lines show the allowed contours if  $|A_\mu|$  is allowed to vary up to 100 TeV. The shaded bands correspond to the one/two  $\sigma$  allowed ranges in the year 2001.

### 3.3.2 Contributions from closed SM fermion/sfermion loops

The two-loop corrections to  $(g-2)_\mu$  involving a closed SM fermion/sfermion loop, corresponding to the diagrams in lines 2–4 of Fig. 2.9, have been evaluated in Ref. [205], extending earlier analyses of Refs. [206,207]. These two-loop corrections have a complicated parameter dependence. Therefore a parameter scan has been performed.  $\tan\beta$  was set to  $\tan\beta = 50$ , and universal soft SUSY-breaking parameters in the scalar fermion mass matrices were assumed. It turned out to be crucial to take experimental constraints from  $m_h$ ,  $\Delta\rho$ ,  $\text{BR}(b \rightarrow s\gamma)$  and  $\text{BR}(B_s \rightarrow \mu^+\mu^-)$  into account (for details see Ref. [205]). It was shown that the diagrams involving a photon and a Higgs boson (diagram no. 12 in Fig. 2.9) give the by far largest contribution.

The whole contribution of this set of diagrams is shown in Fig. 3.20. The results shown in the figure are the following (see Ref. [205] for further details):

- The outer lines show the largest possible results if all experimental constraints are ignored. They show a step rise of  $\Delta a_\mu^{2L}$  for decreasing  $m_{\tilde{f}_1}$ ; for  $m_{\tilde{f}_1} < 150$  GeV contributions larger than  $15 \times 10^{-10}$ , corresponding to two standard deviations of the experimental error on  $a_\mu$ , are possible.
- The next two lines show the possible results if the bound  $m_h > 106.4$  GeV (it results from the experimental bound of 114.4 GeV by taking into account a 5 GeV parametric

uncertainty from the experimental error of  $m_t$  and a 3 GeV intrinsic uncertainty, see Sect. 2.7.2) and then in addition the bound on  $\Delta\rho$  are satisfied. The maximum contributions are very much reduced already by the  $m_h$  bound, and the  $\Delta\rho$  bound reduces further the positive region for small sfermion masses. If both bounds are taken into account,  $\Delta a_\mu^{2L} > 5 \times 10^{-10}$  and  $\Delta a_\mu^{2L} < -10 \times 10^{-10}$  is excluded for  $m_{\tilde{f}_1} \gtrsim 100$  GeV.

- The two innermost lines correspond to taking into account in addition the bound on  $\text{BR}(B_s \rightarrow \mu^+\mu^-)$  and finally also on  $\text{BR}(b \rightarrow s\gamma)$ , resulting in the shaded area. In particular taking into account the  $\text{BR}(b \rightarrow s\gamma)$  bound eliminates most data points with  $m_{\tilde{f}_1} \lesssim 150$  GeV and thus leads to a strong reduction of the possible size of the contributions (see however the discussion in Ref. [235]). The largest contributions of  $\pm 4 \times 10^{-10}$  to  $\Delta a_\mu^{2L}$ , corresponding to  $\sim 0.7\sigma$  of the experimental error, are possible for  $m_{\tilde{f}_1} \approx 150 \dots 200$  GeV.

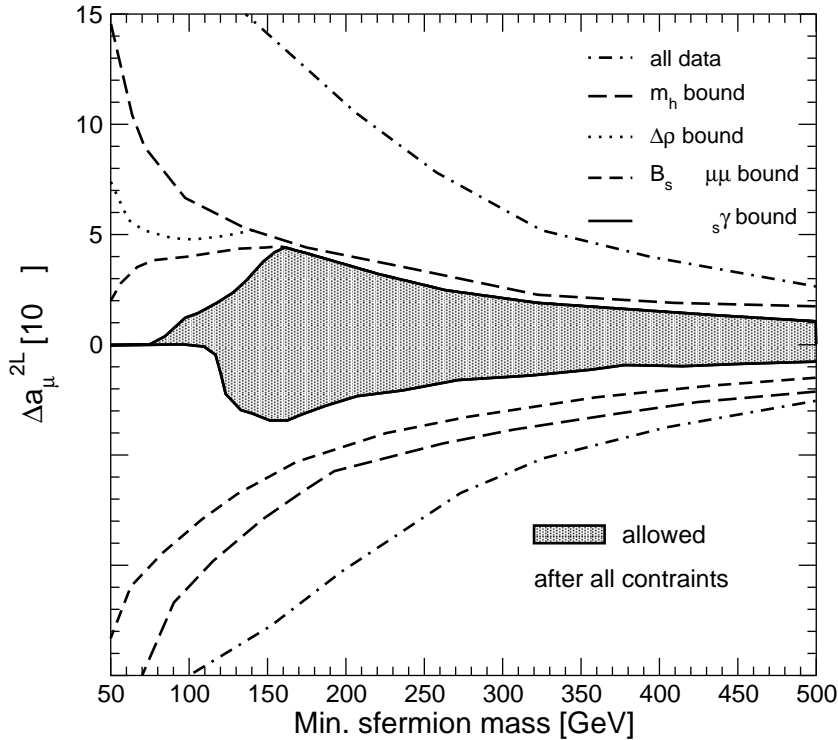


Figure 3.20: Maximum contributions of the diagrams with a closed SM fermion/sfermion loop to  $\Delta a_\mu^{2L}$  as a function of the lightest squark mass,  $\min\{m_{\tilde{t}_1}, m_{\tilde{t}_2}, m_{\tilde{b}_1}, m_{\tilde{b}_2}\}$ . The constraints from  $m_h$ ,  $\Delta\rho$ ,  $\text{BR}(b \rightarrow s\gamma)$  and  $\text{BR}(B_s \rightarrow \mu^+\mu^-)$  have been taken into account (for details see Ref. [205]).

It should be kept in mind that the size of the corrections shown in Fig. 3.20 depend on the assumption of the univesality of the soft SUSY-breaking parameters. It has been shown in Ref. [205] that lifting this univesality assumption can lead to substantially larger contributions. As an example, for  $M_{\tilde{D}}/M_{\tilde{U}} = 10$  (see eq. (1.15)),  $\Delta a_\mu^{2L} > 15 \times 10^{-10}$  could be achieved without violating any experimental constraint.

### 3.3.3 Contributions from closed chargino/neutralino loops

The 2-loop contributions to  $a_\mu$  containing a closed chargino/neutralino loop [197] constitute a separately UV-finite and gauge-independent class. The corresponding diagrams were shown in the last line of Fig. 2.9. The chargino/neutralino two-loop contributions,  $a_\mu^{\chi,2L}$ , depend on the mass parameters for the charginos and neutralinos  $\mu$ ,  $M_{1,2}$ , the  $\mathcal{CP}$ -odd Higgs mass  $M_A$ , and  $\tan\beta$ .

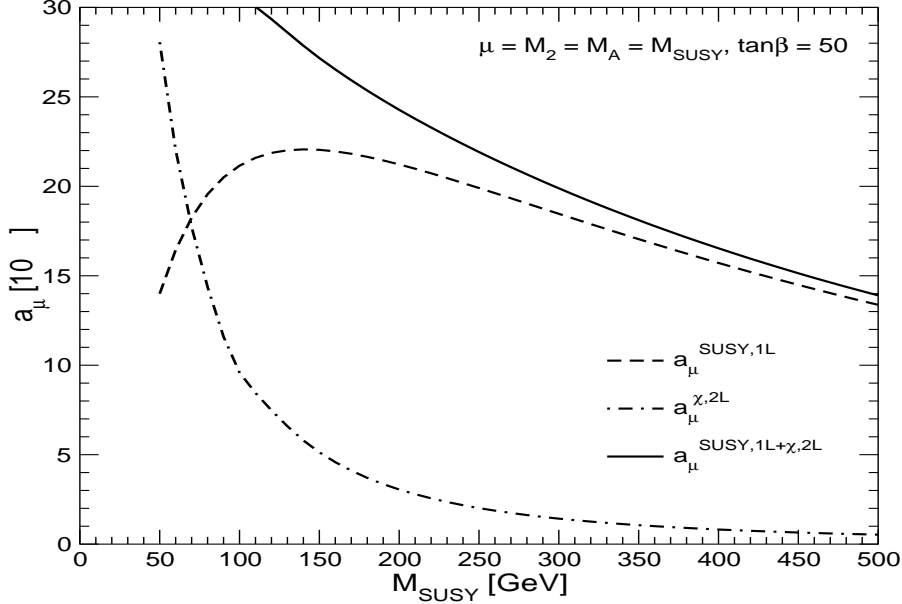


Figure 3.21: Comparison of the supersymmetric one-loop result  $a_\mu^{\text{SUSY},1L}$  (dashed) with the two-loop chargino/neutralino contributions  $a_\mu^{\chi,2L}$  (dash-dotted) and the sum (full line) [197]. The parameters are  $\mu = M_2 = M_A \equiv M_{\text{SUSY}}$ ,  $\tan\beta = 50$ , and the sfermion mass parameters are set to 1TeV.

The chargino/neutralino sector does not only contribute to  $a_\mu^{\chi,2L}$  but already to  $a_\mu^{\text{SUSY},1L}$ , so it is interesting to compare the one- and two-loop contributions. For the case that all masses, including the smuon and sneutrino masses, are set equal to  $M_{\text{SUSY}}$ , the one-loop and two-loop contributions can be trivially compared using eqs. (2.155), (2.162), showing that the two-loop contribution shifts the one-loop result by about 2%.

However, the chargino/neutralino sector might very well be significantly lighter than the slepton sector of the second generation, in particular in the light of FCNC and  $\mathcal{CP}$ -violating constraints, which are more easily satisfied for heavy 1st and 2nd generation sfermions. In Fig. 3.21 the chargino/neutralino two-loop contributions are therefore compared with the supersymmetric one-loop contribution  $a_\mu^{\text{SUSY},1L}$  at fixed high smuon and sneutrino masses  $M_{\tilde{l}} = 1$  TeV. The other masses are again set equal,  $\mu = M_2 = M_A \equiv M_{\text{SUSY}}$ . Furthermore, we use a large  $\tan\beta$  value,  $\tan\beta = 50$ , which enhances the SUSY contributions to  $a_\mu$ .

It has been found that for  $M_{\text{SUSY}} \lesssim 400$  GeV the two-loop contributions become more and more important. For  $M_{\text{SUSY}} \approx 100$  GeV they amount to 50% of the one-loop contributions, which are suppressed by the large smuon and sneutrino masses.

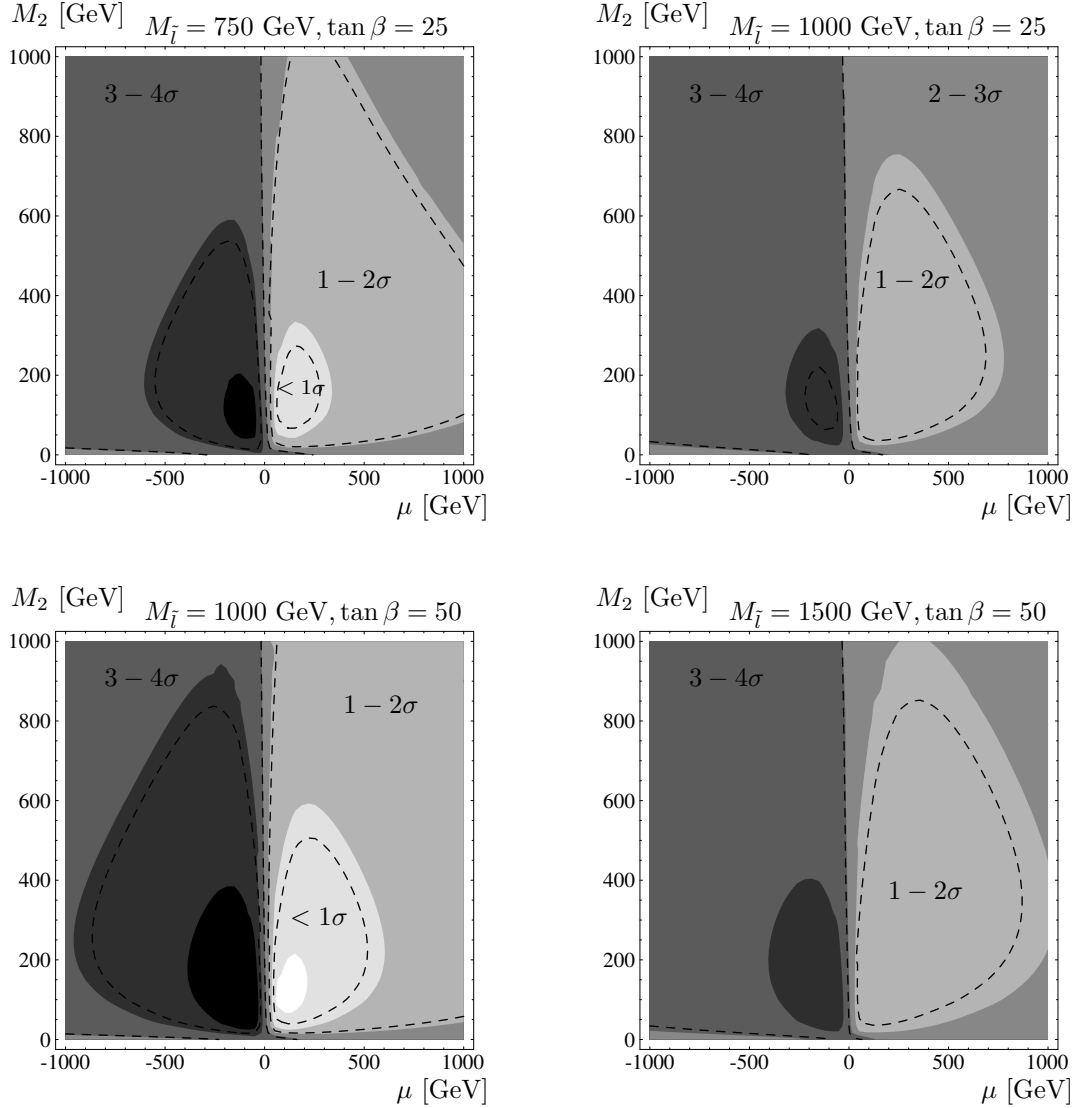


Figure 3.22: Constraints on the MSSM parameter space in the  $\mu$ - $M_2$ -plane for  $M_A = 200$  GeV from comparing the MSSM prediction with the data. The different regions resulting from the MSSM prediction based on  $a_\mu^{\text{SUSY},1\text{L}} + a_\mu^{\text{X},2\text{L}}$  (contours with solid border) and from the prediction based on  $a_\mu^{\text{SUSY},1\text{L}}$  alone (dashed contours) are shown. The slepton mass scale (which enters only the one-loop prediction) and  $\tan\beta$  are indicated for each plot. The contours are at  $(24.5, 15.5, 6.5, -2.5, -11.5, -20.5) \times 10^{-10}$  corresponding to the central value of  $a_\mu^{\text{exp}} - a_\mu^{\text{theo,SM}} = (24.5 \pm 9.0) \times 10^{-10}$  and intervals of  $1$ - $5\sigma$  [197]).

The two-loop corrections have an important impact on constraints on the MSSM parameter space obtained from confronting the MSSM prediction with the experimental value. This is shown in Fig. 3.22, where the regions in the  $\mu$ - $M_2$ -plane resulting from the MSSM prediction including the two-loop correction,  $a_\mu^{\text{SUSY},1\text{L}} + a_\mu^{\text{X},2\text{L}}$ , are compared with the corresponding regions obtained by neglecting the two-loop correction, i.e. with  $a_\mu^{\text{SUSY},1\text{L}}$  alone. The different panels correspond to different values of  $\tan\beta$  and the common smuon and

sneutrino mass  $M_{\tilde{l}}$  (the latter has an impact only on the one-loop contribution), while  $M_A$  has been fixed to  $M_A = 200$  GeV. These parameter choices are allowed essentially in the entire  $\mu$ - $M_2$ -plane by the current experimental constraints mentioned above, provided the  $\tilde{t}$  and  $\tilde{b}$  mass parameters are of  $\mathcal{O}(1 \text{ TeV})$ . The contours drawn in Fig. 3.22 correspond to the  $1\sigma$ ,  $2\sigma$ , ... regions around the value  $a_\mu^{\text{exp}} - a_\mu^{\text{theo,SM}} = (24.5 \pm 9.0) \times 10^{-10}$ , based on Refs. [68,72]. We find that for the investigated parameter space the SUSY prediction for  $a_\mu$  lies mostly in the  $0 - 2\sigma$  region if  $\mu$  is positive. However, the new two-loop corrections shift the  $1\sigma$  and  $2\sigma$  contours considerably. This effect is more pronounced for smaller  $\tan\beta$  and larger  $M_{\tilde{l}}$ .

### 3.4 MSSM fits and constraints from existing data

There have been many studies of the sensitivity of low-energy observables to the scale of supersymmetry, including the precision electroweak observables [62,203,229,236–240]. Such analyses face the problem of the large dimensionality of the MSSM parameter space. In this section we discuss global fits in the unconstrained MSSM (for real parameters and using certain universality assumptions). Analyses in specific soft SUSY-breaking scenarios, such as mSUGRA, will be discussed in Sect. 4. An overview of non-supersymmetric analyses of precision observables and resulting constraints can be found in Ref. [241].

The most recent global fit of the MSSM to the electroweak precision data has been performed in Ref. [239] (for previous analyses, see Refs. [56,236–238]). The results are shown in Fig. 3.23, where the predictions in the SM, the MSSM and the constrained MSSM (i.e. the mSUGRA scenario) are compared with the experimental data (the SUSY predictions are for  $\tan\beta = 35$ ). Fig. 3.23 shows the features discussed above: the MSSM predictions for  $M_W$  and (for large  $\tan\beta$ )  $(g - 2)_\mu$  are in better agreement with the data than in the SM (slight improvements also occur for the total width of the  $Z$  boson,  $\Gamma_Z$ , and for  $B \rightarrow X_s \gamma$ ). On the other hand, for the observables with the largest deviations between theory and experiment, namely  $A_{\text{FB}}^b$  and the neutrino–nucleon cross section measured at NuTeV (the latter is not shown in Fig. 3.23), the MSSM does not yield a significant improvement compared to the SM. The global fit in the MSSM has a lower  $\chi^2$  value than in the SM. Since the MSSM fit has less degrees of freedom than the SM one, the overall fit probability in the MSSM is only slightly better than in the SM.

### 3.5 Future expectations

In this section we give a few examples of the possible physics gain obtainable with the anticipated improvements of the accuracies of the experimental results and the theoretical predictions for the precision observables (see Tab. 1.4 and the discussion in chapter 2). We focus here on the effects from  $M_W$ ,  $\sin^2\theta_{\text{eff}}$  and  $m_h$ . For a discussion of  $(g - 2)_\mu$  in the framework of the mSUGRA scenario, see chapter 4 below.

Two examples of future prospects were already presented in Sect. 3.1.1. In Fig. 3.10 the SM and MSSM predictions in the  $m_t$ - $M_W$  plane are shown and compared with the current and future experimental precisions. Likewise, in Fig. 3.11 the results for the  $M_W$ - $\sin^2\theta_{\text{eff}}$  plane are given. It becomes apparent that the prospective improvements in the experimental

▨ **SM:**  $\chi^2/\text{d.o.f} = 27.2/16$   
▬ **MSSM:**  $\chi^2/\text{d.o.f} = 16.4/12$   
▨ **CMSSM:**  $\chi^2/\text{d.o.f} = 23.2/16$

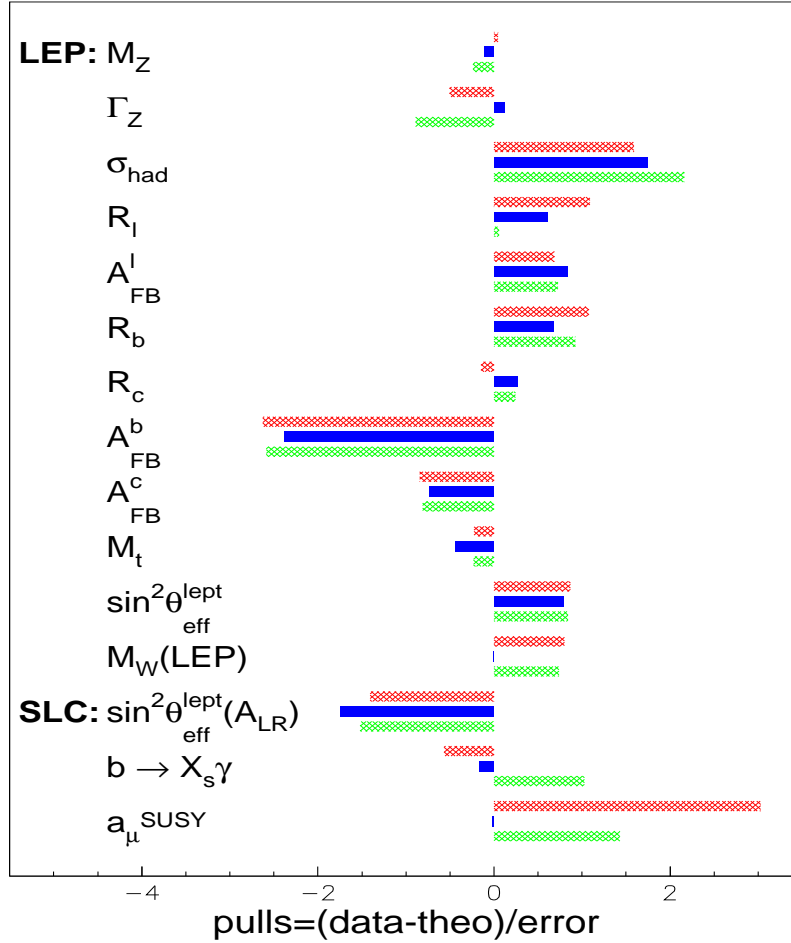


Figure 3.23: The predictions in the SM, the MSSM and the mSUGRA scenario (CMSSM) are compared with the data [239]. Deviations between theory and experiment are indicated in units of one standard deviation of the experimental results.

accuracies, in particular at the ILC with GigaZ option, will provide a high sensitivity to deviations both from the SM and the MSSM.

The indirect constraints on supersymmetric models from electroweak precision tests, in particular with GigaZ accuracy, will yield complementary information to that obtained from the direct observation of supersymmetric particles at the Tevatron, the LHC or the ILC (for a comprehensive overview on the prospects of the LHC and the ILC and the potential for combined analyses using LHC and ILC data, see Ref. [10]). As an example we present an analysis in the scalar top sector [226]. Direct information on the stop sector parameters  $m_{\tilde{t}_1}$  and  $\theta_{\tilde{t}}$  can be obtained at the ILC from the process  $e^+e^- \rightarrow \tilde{t}_1\tilde{t}_1$ , yielding a precision



of  $\mathcal{O}(1\%)$  [242]. These direct measurements can be combined with the indirect information from requiring consistency of the MSSM with a precise measurement of  $m_h$ ,  $M_W$  and  $\sin^2 \theta_{\text{eff}}$ . This is shown in Fig. 3.24, where the allowed parameter space according to measurements of  $m_h$ ,  $M_W$  and  $\sin^2 \theta_{\text{eff}}$  is displayed in the plane of the heavier stop mass,  $m_{\tilde{t}_2}$ , and  $|\cos \theta_{\tilde{t}}|$  for the accuracies at the ILC with and without the GigaZ option and at the LHC (see Tab. 1.4). For  $m_{\tilde{t}_1}$  (with an assumed central value of 180 GeV) a precision at the ILC of 1.25 GeV is taken [242], while for the LHC an (optimistic) uncertainty of 10% in  $m_{\tilde{t}_1}$  is assumed. For the other parameters the following central values and prospective experimental errors have been used:  $M_A = 257 \pm 10$  GeV,  $\mu = 263 \pm 1$  GeV,  $M_2 = 150 \pm 1$  GeV,  $m_{\tilde{g}} = 496 \pm 10$  GeV. For the top-quark mass an error of 0.2 GeV has been used for GigaZ/ILC and of 2 GeV for the LHC. For  $\tan \beta$  a lower bound of  $\tan \beta > 10$  has been taken. For the future theory uncertainty of  $m_h$  from unknown higher-order corrections an error of 0.5 GeV has been assumed. The central values for  $M_W$  and  $\sin^2 \theta_{\text{eff}}$  have been chosen in accordance with a non-zero contribution to the precision observables from SUSY loops. For the experimental errors at the different colliders the values given in sect. Tab. 1.4 have been used. For the future intrinsic theoretical uncertainties the estimates of eq. (3.2) have been taken.

As one can see in Fig. 3.24, the allowed parameter space in the  $m_{\tilde{t}_2}$ - $|\cos \theta_{\tilde{t}}|$  plane is significantly reduced from the LHC to the ILC, in particular in the GigaZ scenario (i.e. precision measurements of  $M_W$  and  $\sin^2 \theta_{\text{eff}}$ ). Using the information on  $|\cos \theta_{\tilde{t}}|$  from the direct measurement [242] allows an indirect determination of  $m_{\tilde{t}_2}$  with a precision of better than 5% in the GigaZ case. By comparing this indirect prediction for  $m_{\tilde{t}_2}$  with direct experimental information on the mass of this particle, the MSSM could be tested at its quantum level in a sensitive and highly non-trivial way.

As a further example [63] for the potential of a precise measurement of the EWPO to explore the effects of new physics, we show in Fig. 3.25 the predictions for  $M_W$  and  $\sin^2 \theta_{\text{eff}}$  in the SM and the MSSM in comparison with the prospective experimental accuracy obtainable at the LHC and the ILC without GigaZ option (labelled as LHC/LC) and with the accuracy obtainable at the ILC with GigaZ option (labelled as GigaZ). For the assumed experimental central values of  $M_W$  and  $\sin^2 \theta_{\text{eff}}$  the current central values [18] are used. For the Higgs-boson mass a future measured value of  $m_h = 115$  GeV has been assumed. The MSSM parameters have been chosen in this example according to the reference point SPS1b [34]. In Fig. 3.25 the inner (blue) areas correspond to  $\delta m_t^{\text{exp}} = 0.1$  GeV (ILC), while the outer (green) areas arise from  $\delta m_t^{\text{exp}} = 2$  GeV (LHC). For the error of  $\Delta \alpha_{\text{had}}$  we have assumed a future determination of  $7 \times 10^{-5}$ . In the SM, this is the only relevant uncertainty apart from  $\delta m_t$  (the remaining effects of future intrinsic uncertainties have been neglected in this figure). The future experimental uncertainty of  $m_h$  is insignificant for this kind of electroweak precision tests. For the experimental errors on the SUSY parameters we have assumed a 5% uncertainty for  $m_{\tilde{t}_1}$ ,  $m_{\tilde{t}_2}$ ,  $m_{\tilde{b}_1}$ ,  $m_{\tilde{b}_2}$  around their values given by SPS1b. The mixing angles in the  $\tilde{t}$  and  $\tilde{b}$  sectors have been left unconstrained. The mass of the  $\mathcal{CP}$ -odd Higgs boson  $M_A$  is assumed to be determined to about 10%, and it is assumed that  $\tan \beta \approx 30 \pm 4.5$ .

The figure shows that the improvement in  $\delta m_t$  from  $\delta m_t = 2$  GeV to  $\delta m_t = 0.1$  GeV strongly reduces the parametric uncertainty in the prediction for the EWPO. In the SM case it leads to a reduction by about a factor of 10 in the allowed parameter space of the  $M_W - \sin^2 \theta_{\text{eff}}$  plane. In the MSSM case, where many additional parametric uncertainties

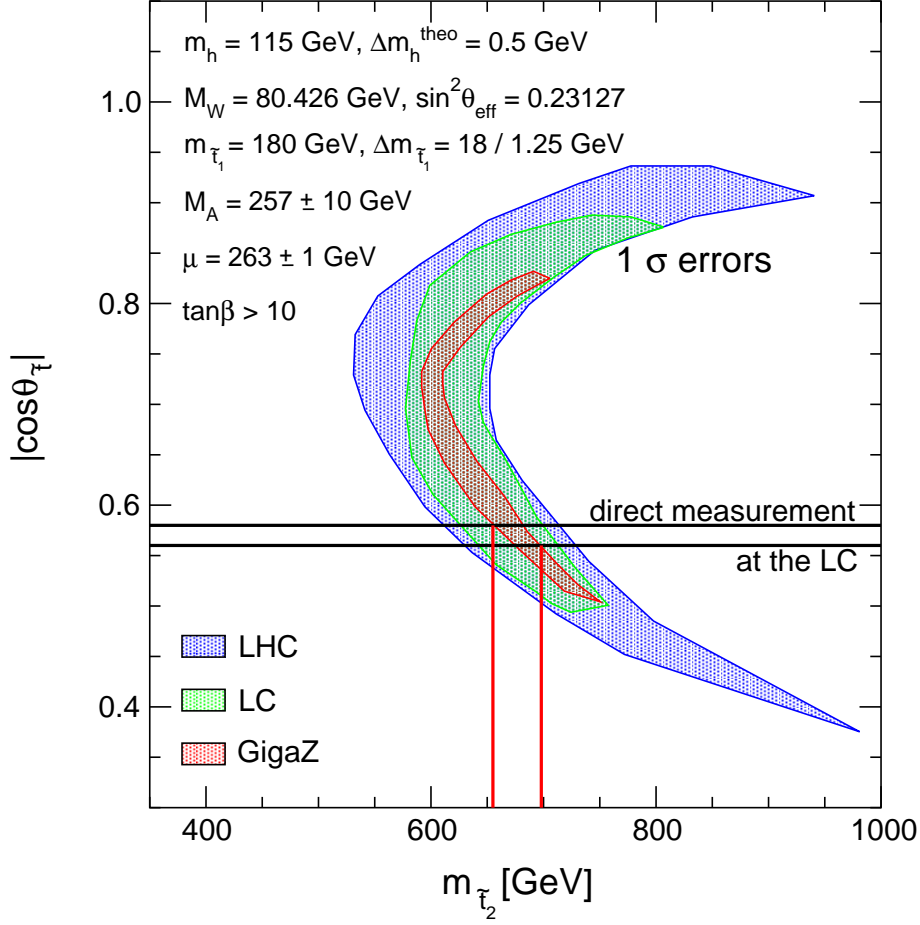


Figure 3.24: Indirect constraints on the MSSM parameter space in the  $m_{\tilde{t}_2} - |\cos\theta_{\tilde{t}}|$  plane from measurements of  $m_h$ ,  $M_W$ ,  $\sin^2\theta_{\text{eff}}$ ,  $m_t$  and  $m_{\tilde{t}_1}$  in view of the prospective accuracies for these observables at the ILC with and without GigaZ option and at the LHC. The direct information on the mixing angle from a measurement at the ILC is indicated together with the corresponding indirect determination of  $m_{\tilde{t}_2}$ .

enter, a reduction by a factor of more than 2 is obtained in this example. The comparison of the theoretical prediction in both models with the GigaZ accuracy on  $\sin^2\theta_{\text{eff}}$  and  $M_W$  illustrates how sensitively the electroweak theory will be tested via EWPO (for a comparison with the current experimental errors, which are not shown in Fig. 3.25, see Fig. 3.11). The simultaneous improvement of the precision on  $m_t$ ,  $\sin^2\theta_{\text{eff}}$  (by an order of magnitude compared to the situation at the LHC) and  $M_W$  (by a factor of two compared to the LHC case) will greatly enhance the potential for establishing effects of new physics via EWPO.

As mentioned above, the precision observable  $m_h$  will allow to set very stringent constraints on the MSSM parameters, in particular in the scalar top sector (for large values of  $\tan\beta$  also in the scalar bottom sector). This can be crucial for determining the mixing angle in the scalar top sector, and (as a related quantity) the trilinear Higgs-stop coupling,  $A_t$ . If the scalar top quarks are too heavy to be directly produced at the ILC, only rather

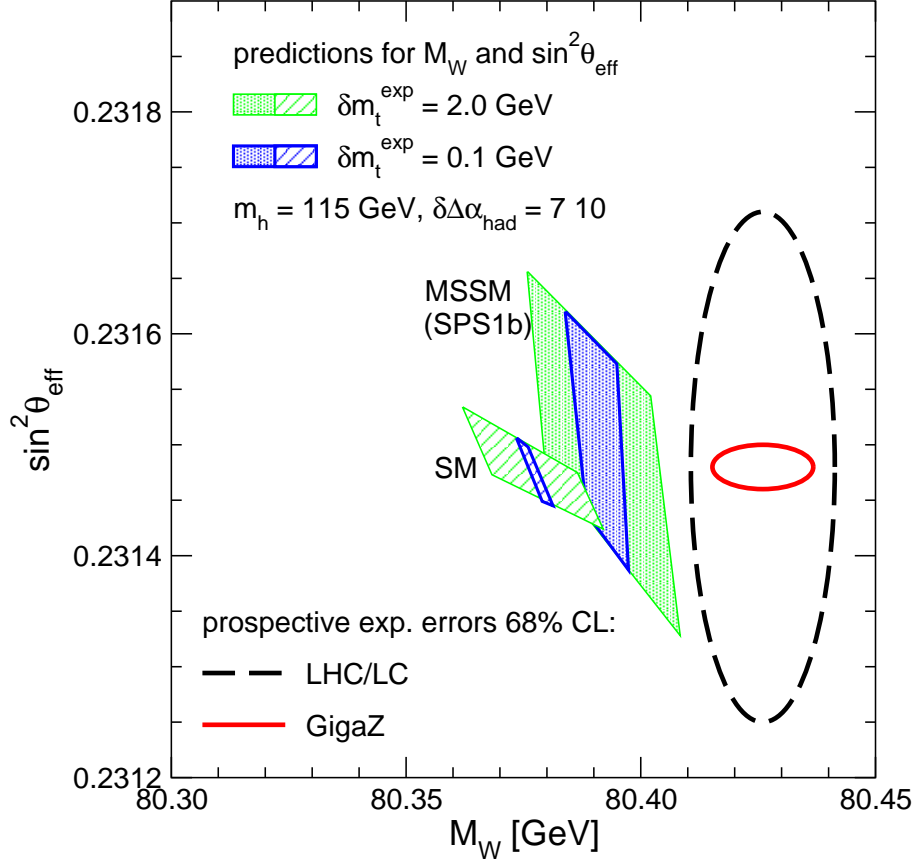


Figure 3.25: The predictions for  $M_W$  and  $\sin^2 \theta_{\text{eff}}$  in the SM and the MSSM (SPS1b) [63]. The inner (blue) areas correspond to  $\delta m_t^{\text{exp}} = 0.1$  GeV (ILC), while the outer (green) areas arise from  $\delta m_t^{\text{exp}} = 2$  GeV (LHC). The anticipated experimental errors on  $M_W$  and  $\sin^2 \theta_{\text{eff}}$  at the LHC/ILC and at the ILC with GigaZ option are indicated.

limited information on the mixing in the stop sector will be available from the LHC [10]. The prospects for an indirect determination of  $A_t$  within the MSSM from a precision measurement of  $m_h$  are illustrated in Fig. 3.26. A precise knowledge of the parameter  $A_t$  turned out to be crucial for global fits of the MSSM to the data [53,54], which will be necessary in order to determine the low-energy SUSY Lagrangian parameters, and for an extrapolation of the results obtainable at the next generation of colliders to physics at high scales [63].

Fig. 3.26 shows the prediction for  $m_h$  as a function of  $A_t$ , where the parametric uncertainties induced by all other MSSM input parameters are taken into account according to the prospective experimental information on the SUSY spectrum from the LHC and the ILC in the SPS 1b scenario [34] (see Ref. [10]). The impact of the LHC and the ILC precision on the top-quark mass is indicated. The sensitivity for an indirect determination of  $A_t$  follows from intersecting the MSSM prediction for  $m_h$  with the experimental value. This comparison is affected, however, by the intrinsic theoretical uncertainties of the  $m_h$  prediction. The effect of the intrinsic theoretical uncertainties is shown by two horizontal bands illustrating the present intrinsic uncertainty of 3 GeV and a prospective uncertainty of 0.5 GeV. While the

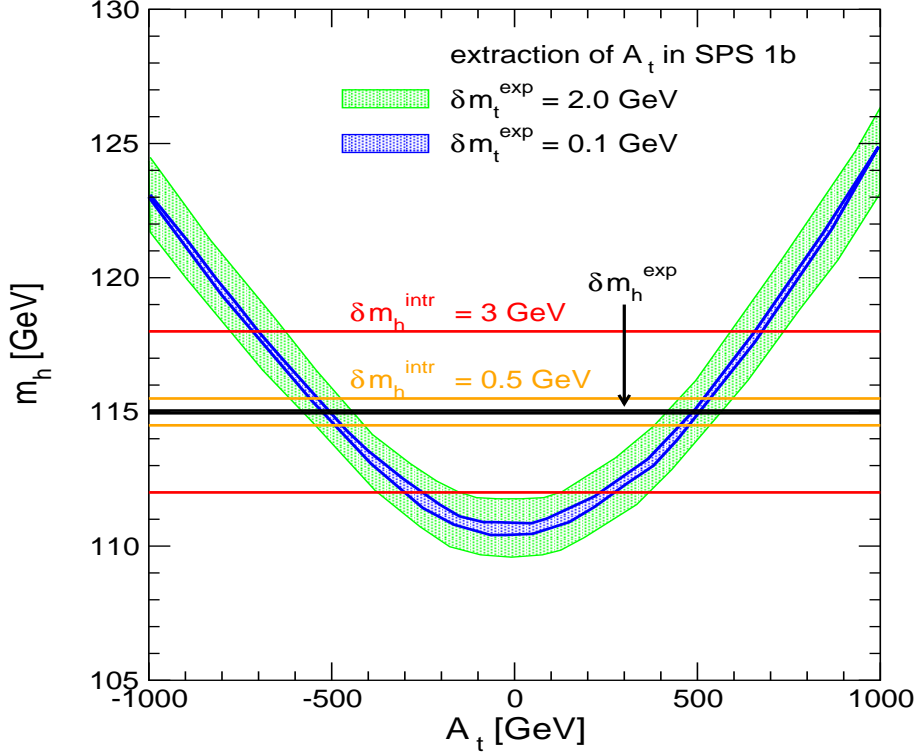


Figure 3.26: The prediction for  $m_h$  within the SPS 1b scenario, assuming experimental information from the LHC and the ILC on the SUSY spectrum with experimental errors according to Ref. [10], is shown as a function of  $A_t$ . The light shaded (green) band indicates the uncertainty induced by the experimental errors of all MSSM input parameters (except  $A_t$ ) and an assumed error on the top-quark mass of  $\delta m_t^{\text{exp}} = 2$  GeV. The dark shaded (blue) band shows the parametric uncertainty induced by the experimental errors of all input parameters for the case of  $\delta m_t^{\text{exp}} = 0.1$  GeV. The experimental error of a prospective measurement of  $m_h$  is shown as a horizontal band. Two further bands are shown, demonstrating the effect of an intrinsic theoretical uncertainty on  $m_h$  of 3 GeV (today) and 0.5 GeV (future).

present intrinsic uncertainty on  $m_h$  would not allow to obtain a reliable indirect determination of  $A_t$ , a future theoretical uncertainty of 0.5 GeV together with a precision measurement of  $m_t$  at the ILC would allow an indirect determination of  $A_t$  to better than about 10%, up to a sign ambiguity. The sign ambiguity can be resolved using precision measurements of Higgs branching ratios at the ILC, see Ref. [243].

Likewise, it has been shown in Ref. [243] that an indirect determination of  $M_A$  can be performed (investigated in the case of the SPS 1a scenario [34]) from Higgs boson branching ratio measurements at the ILC combined with a precision measurement of  $m_t$  and information on the SUSY spectrum from the LHC and ILC.

# Chapter 4

## Implications in soft SUSY-breaking scenarios

The fact that no SUSY partners of the SM particles have so far been observed means that low-energy SUSY cannot be realized as an unbroken symmetry in nature, and SUSY models thus have to incorporate additional Supersymmetry breaking contributions. This is achieved by adding to the Lagrangian (defined by the  $SU(3)_C \times SU(2)_L \times U(1)_Y$  gauge symmetry and the superpotential  $W$ ) further terms that respect the gauge symmetry but break SUSY (softly, i.e. no quadratic divergences appear), so called “soft SUSY-breaking” (SSB) terms. The assumption made in the MSSM that the  $R$ -parity symmetry is conserved reduces the amount of new soft terms allowed in the Lagrangian.

In the previous sections the EWPO have been discussed within the unconstrained MSSM. In the MSSM, no further assumptions are made on the structure of the soft SUSY-breaking parameters, and a parametrization of all possible SUSY-breaking terms is used [244,245]. This gives rise to the huge number of more than 100 new parameters in addition to the SM, which in principle can be chosen independently of each other. A phenomenological analysis of the EWPO in this model in full generality would clearly be very involved, and one usually restricts to certain benchmark scenarios, see e.g. Refs. [32–35]. On the other hand, models in which all the low-energy parameters are determined in terms of a few parameters at the Grand Unification scale (or another high-energy scale), employing a specific soft SUSY-breaking scenario, provide an attractive framework for investigating SUSY phenomenology. The most prominent scenarios in the literature are minimal Supergravity (mSUGRA) [26,27], minimal Gauge Mediated SUSY Breaking (mGMSB) [28] and minimal Anomaly Mediated SUSY Breaking (mAMSB) [29–31].

The Higgs boson sector has been analyzed in all three soft SUSY-breaking scenarios, see Refs. [16,17,187,246,247] and references therein. For a comprehensive analysis of EWPO within the mSUGRA scenario see Ref. [248].

### 4.1 The soft SUSY-breaking scenarios

The three most commonly studied soft SUSY-breaking scenarios are

- **mSUGRA** (minimal Super Gravity scenario) [26,27]:

Apart from the SM parameters (for the experimental values of the SM input parameters we use Ref. [3]), 4 parameters and a sign are required to define the mSUGRA scenario:

$$\{ m_0, m_{1/2}, A_0, \tan\beta, \text{sign}(\mu) \}. \quad (4.1)$$

The parameter  $m_0$  is a common scalar mass,  $m_{1/2}$  a common fermion mass and  $A_0$  a common trilinear couplings, all defined at the GUT scale ( $\sim 10^{16}$  GeV). On the other hand,  $\tan\beta$  (the ratio of the two vacuum expectation values) and  $\text{sign}(\mu)$  are defined at the low-energy scale.<sup>1</sup>

- **mGMSB** (minimal Gauge Mediated SUSY-Breaking) [28]:

An interesting alternative to mSUGRA is based on the hypothesis that the soft SUSY-breaking occurs at relatively low energy scales and is mediated mainly by gauge interactions through the so-called “messenger sector” [28,249,250]. Also in this scenario, the low-energy phenomenology is characterized in terms of 4 parameters and a sign,

$$\{ M_{\text{mess}}, N_{\text{mess}}, \Lambda, \tan\beta, \text{sign}(\mu) \}, \quad (4.2)$$

where  $M_{\text{mess}}$  is the overall messenger mass scale;  $N_{\text{mess}}$  is a number called the messenger index, parametrizing the structure of the messenger sector;  $\Lambda$  is the universal soft SUSY-breaking mass scale felt by the low-energy sector. The phenomenology of mGMSB is characterized by the presence of a very light gravitino  $\tilde{G}$  with mass given by  $m_{3/2} = m_{\tilde{G}} = \frac{F}{\sqrt{3}M_P} \simeq \left( \frac{\sqrt{F}}{100 \text{ TeV}} \right)^2 2.37 \text{ eV}$  [251], where  $\sqrt{F}$  is the fundamental scale of SUSY breaking and  $M_P = 2.44 \times 10^{18} \text{ GeV}$  is the reduced Planck mass. Since  $\sqrt{F}$  is typically of order 100 TeV, the  $\tilde{G}$  is always the LSP in the GMSB scenario.

- **mAMSB** (minimal Anomaly Mediated SUSY-Breaking) [29–31]:

In this model, SUSY breaking happens on a separate brane and is communicated to the visible world via the super-Weyl anomaly. The particle spectrum is determined by 3 parameters and a sign:

$$\{ m_{\text{aux}}, m_0, \tan\beta, \text{sign}(\mu) \}. \quad (4.3)$$

The overall scale of SUSY particle masses is set by  $m_{\text{aux}}$ , which is the VEV of the auxiliary field in the supergravity multiplet.  $m_0$  is introduced as a phenomenological parameter to avoid negative slepton mass squares, for other approaches to this problem see Refs. [29,252–255].

---

<sup>1</sup>More precisely, the scenario where universality of the soft SUSY-breaking parameters  $m_0$ ,  $m_{1/2}$  and  $A_0$  at the GUT scale is assumed should be called the constrained MSSM (CMSSM). An economical way to ensure this universality is by gravity-mediated SUSY breaking in a minimal supergravity (mSUGRA) scenario, but there are other ways to validate the CMSSM assumptions. The mSUGRA scenario predicts in particular a relation between the gravitino mass and  $m_0$ , which is not necessarily fulfilled in the CMSSM. For simplicity, we do not make the distinction between the CMSSM and the mSUGRA scenario but use the phrase “mSUGRA” for both.

## 4.2 $\Delta\rho$ in mSUGRA, mGMSB, mAMSB

In order to compare the prediction for  $\Delta\rho$  in three soft SUSY-breaking scenarios, a scan has been performed over the parameters defined in eqs. (4.1)–(4.3). For our numerical analysis, the scan has been done in the following ranges:

- mSUGRA:

$$\begin{aligned}
 50 \text{ GeV} &\leq m_0 \leq 1 \text{ TeV} , \\
 50 \text{ GeV} &\leq m_{1/2} \leq 1 \text{ TeV} , \\
 -3 \text{ TeV} &\leq A_0 \leq 3 \text{ TeV} , \\
 1.5 &\leq \tan\beta \leq 60 , \\
 \text{sign } \mu &= +1.
 \end{aligned}
 \tag{4.4}$$

- GMSB:

$$\begin{aligned}
 10^4 \text{ GeV} &\leq \Lambda \leq 2 \times 10^5 \text{ GeV} , \\
 1.01 \Lambda &\leq M_{\text{mess}} \leq 10^5 \Lambda , \\
 1 &\leq N_{\text{mess}} \leq 8 , \\
 1.5 &\leq \tan\beta \leq 60 , \\
 \text{sign } \mu &= +1.
 \end{aligned}
 \tag{4.5}$$

- AMSB:

$$\begin{aligned}
 20 \text{ TeV} &\leq m_{\text{aux}} \leq 100 \text{ TeV} , \\
 0 &\leq m_0 \leq 2 \text{ TeV} , \\
 1.5 &\leq \tan\beta \leq 60 , \\
 \text{sign } \mu &= +1.
 \end{aligned}
 \tag{4.6}$$

For each scan point the full low-energy spectrum of the MSSM has been evaluated. It has been checked that the low-energy result respects the existing experimental constraints (for a more detailed discussion, see Ref. [246]):

- **LEP Higgs bounds:**

The results from the Higgs search at LEP have excluded a considerable part of the MSSM parameter space [12,13]. The results of the search for the MSSM Higgs bosons are usually interpreted in three different benchmark scenarios [32]. The 95% C.L. exclusion limit for the SM Higgs boson of  $M_H^{\text{SM}} > 114.4 \text{ GeV}$  [13] applies also for the lightest  $\mathcal{CP}$ -even Higgs boson of the MSSM except for the parameter region with small  $M_A$  and large  $\tan\beta$ . In the unconstrained MSSM this bound is reduced to  $m_h > 91.0 \text{ GeV}$  [12] for  $M_A \lesssim 150 \text{ GeV}$  and  $\tan\beta \gtrsim 8$  as a consequence of a reduced coupling of the Higgs to the  $Z$  boson. For the  $\mathcal{CP}$ -odd Higgs boson a lower bound of  $M_A > 91.9 \text{ GeV}$  has been obtained [12]. In order to correctly interpolate between

the parameter regions where the SM lower bound<sup>2</sup> of  $M_H^{\text{SM}} \gtrsim 113$  GeV and the bound  $m_h \gtrsim 91$  GeV apply, we use the result for the Higgs-mass exclusion given with respect to the reduced  $ZZh$  coupling squared (i.e.  $\sin^2(\beta - \alpha_{\text{eff}})$ ) [256]. We have compared the excluded region with the theoretical prediction obtained at the two-loop level for  $m_h$  and  $\sin^2(\beta - \alpha_{\text{eff}})$  for each parameter set (using  $m_t = 175$  GeV).

- **Experimental bounds on SUSY particle masses**

In order to restrict the allowed parameter space in the three soft SUSY-breaking scenarios the current experimental constraints on their low-energy mass spectrum [3] have been employed. The precise values of the bounds that we have applied can be found in Ref. [246].

- **Other restrictions**

As mentioned above, the top-quark mass is fixed to  $m_t = 175$  GeV in our analysis. While  $\Delta\rho^{\text{SM}}$  depends quadratically on  $m_t$  at the one-loop level, the impact on  $\Delta\rho^{\text{SUSY}}$  is relatively mild.

We briefly list here the further restrictions that we have taken into account for the analysis in this section. For a detailed discussion see Ref. [246].

- The GUT or high-energy scale parameters are taken to be real, no SUSY  $\mathcal{CP}$ -violating phases are assumed.
- In all models under consideration the  $R$ -parity symmetry is taken to be conserved.
- Parameter sets that do not fulfil the condition of radiative electroweak symmetry breaking (REWSB) are discarded (already at the level of generating the model parameters).
- Parameter sets that do not fulfil the constraints that there should be no charge or color breaking minima are discarded (already at the level of generating the model parameters).
- We demand that the lightest SUSY particle (LSP) is uncolored and uncharged. In the mGMSB scenario the LSP is always the gravitino, so this condition is automatically fulfilled. Within the mSUGRA and mAMSB scenario, the LSP is required to be the lightest neutralino. Parameter sets that result in a different LSP are excluded.
- We do not apply any further cosmological constraints, i.e. we do not demand a relic density in the region favored by dark matter constraints [257].
- The scan has been stopped at high squark masses, since the contributions of heavy particles to  $\Delta\rho^{\text{SUSY}}$  decouple [97,119]. No parameter points with  $m_{\tilde{q}} \gtrsim 1.5$  TeV have been considered.

---

<sup>2</sup>Instead of the actual experimental lower bound,  $M_H^{\text{SM}} \gtrsim 114.4$  GeV [13], we use the value of 113 GeV in order to take into account some effect of the uncertainty in the theoretical evaluation of  $m_h$  from unknown higher-order corrections, which is currently estimated to be  $\sim 3$  GeV in the unconstrained MSSM (see eq. (2.145)).



If a point has passed all constraints, the results for the masses and mixing angles have been used to determine  $\Delta\rho$ , based on the one-loop result given in eq. (2.64) and the SUSY two-loop contributions described in Sect. 2.4.2. The result is shown in Fig. 4.1, where  $\Delta\rho^{\text{SUSY}}$  is plotted as a function of the lightest scalar top quark mass,  $m_{\tilde{t}_1}$ . In general, mSUGRA allows smaller scalar quark masses than mGMSB and mAMSB, and correspondingly larger values of  $\Delta\rho^{\text{SUSY}}$  can be realized. For  $m_{\tilde{t}_1} \lesssim 300$  GeV values of  $\Delta\rho^{\text{mSUGRA}} \lesssim 7 \times 10^{-4}$  can be reached. For larger  $m_{\tilde{t}_1}$  values all three soft SUSY-breaking scenarios result in  $\Delta\rho^{\text{SUSY}} \lesssim 1 \times 10^{-4}$  (a shift in  $\Delta\rho^{\text{SUSY}}$  of  $1 \times 10^{-4}$  corresponds to shifts in  $M_W$  and  $\sin^2 \theta_{\text{eff}}$  of about  $\Delta M_W = 6$  MeV and  $\Delta \sin^2 \theta_{\text{eff}} = -3 \times 10^{-5}$ , respectively). No part of the mSUGRA, mGMSB, or mAMSB parameter space that fulfils all other phenomenological constraints (see above) can be excluded with the current precision on the EWPO. On the other hand, for  $m_{\tilde{t}_1} \gtrsim 500$  GeV all three scenarios result in roughly the same prediction, i.e. it would be very challenging in this case to obtain information on the soft SUSY-breaking scenario with the help of  $\Delta\rho$ .

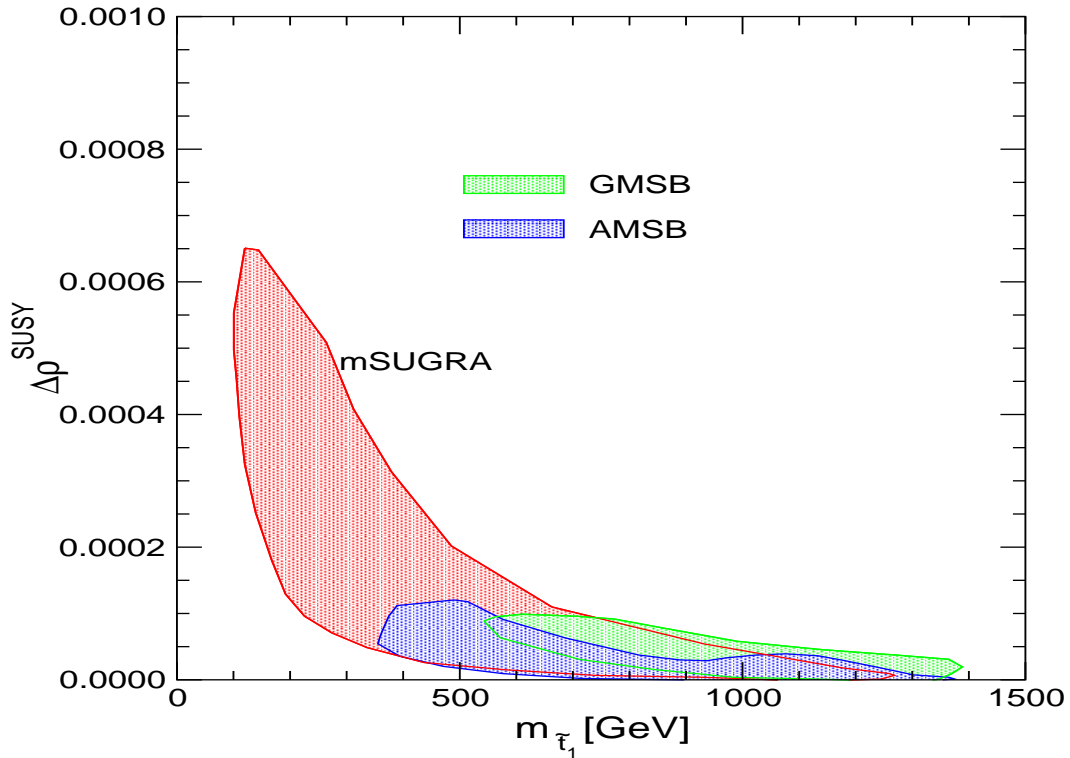


Figure 4.1:  $\Delta\rho^{\text{SUSY}}$  is shown in the three soft SUSY-breaking scenarios as a function of the lightest scalar top quark mass.

Using eq. (2.58) the SUSY contribution to  $\Delta\rho$  can be translated into a shift in the prediction of  $M_W$  and  $\sin^2 \theta_{\text{eff}}$ . For  $m_{\tilde{t}_1} \lesssim 300$  GeV the shift induced within the mSUGRA scenario can amount up to

$$\delta M_W^{\text{mSUGRA}} \lesssim 35 \text{ MeV}, \quad |\delta \sin^2 \theta_{\text{eff}}^{\text{mSUGRA}}| \lesssim 2 \times 10^{-4}, \quad (4.7)$$

which corresponds roughly to one standard deviation of the current experimental uncertainties. For larger  $m_{\tilde{t}_1}$ ,  $m_{\tilde{t}_1} \gtrsim 500$  GeV, the shifts induced in  $M_W$  and  $\sin^2 \theta_{\text{eff}}$  for all three soft

SUSY-breaking scenarios fulfil

$$\delta M_W^{\text{SUSY}} \lesssim 6 \text{ MeV}, \quad |\delta \sin^2 \theta_{\text{eff}}^{\text{SUSY}}| \lesssim 3.5 \times 10^{-5}. \quad (4.8)$$

While for  $M_W$  the possible shift in this case is about one standard deviation of the GigaZ precision, for  $\sin^2 \theta_{\text{eff}}$  deviations of 2-3  $\sigma$  of the GigaZ precision could be realized.

### 4.3 Prediction for $m_h$ in mSUGRA, mGMSB, mAMSB

We now turn to the prediction of the lightest Higgs-boson mass for the case where the low-energy parameters are obtained from high-scale parameters within specific soft SUSY-breaking scenarios. Since the low-energy parameters are connected to each other via the renormalization group equations, they cannot be chosen independently. This results in a reduction of the upper bound on  $m_h$  compared to the unconstrained MSSM. As an example, we show in Fig. 4.2 the allowed values of  $\tan \beta$  as function of  $x_{\text{top}} \equiv X_t/M_{\text{SUSY}}$  in the mGMSB scenario [258]. The high-energy scan parameters are chosen as in eq. (4.5) (but with both signs of  $\mu$ ). It can be seen that large values of  $\tan \beta$ , which are necessary for large  $m_h$  values, can only be realized for  $X_t/M_{\text{SUSY}}$  between  $-0.3$  and  $-1$ . On the other hand, the largest values for  $m_h$  are obtained for  $X_t/M_{\text{SUSY}} \approx +2$  [166,167], which cannot be realized in the mGMSB. Similarly, also the variation of the upper bound on  $m_h$  with  $m_t$  turns out to be somewhat different in the soft SUSY-breaking scenarios compared to the unconstrained MSSM (see below).

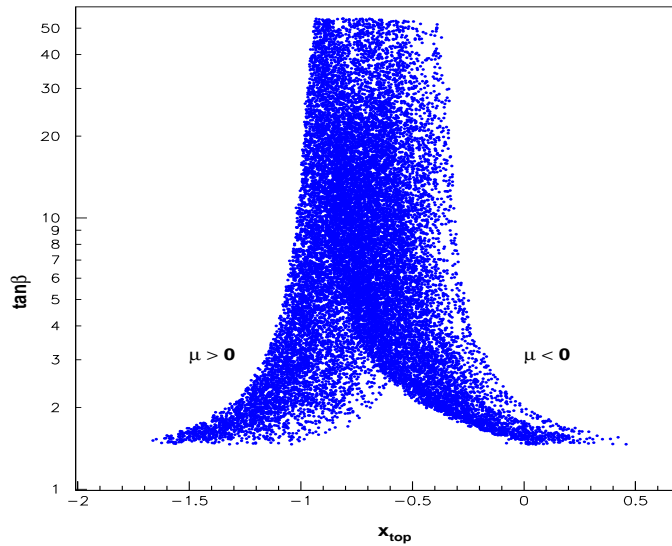


Figure 4.2: Allowed  $\tan \beta$  values as a function of  $x_{\text{top}} = X_t/M_{\text{SUSY}}$  in the mGMSB scenario [258]. The high-energy scan parameters are chosen as in eq. (4.5) (but with both signs of  $\mu$ ).

In the following we refer to the results of Ref. [187], which are in agreement with the previous results in Refs. [17,246], but use the most recent experimental value of the top-quark mass. In Tab. 4.1 the maximum values of  $m_h$  for  $m_t = 178.0$  GeV in mSUGRA,

mGMSB and mAMSB are compared. In order to have comparable numbers an upper limit on the scalar top masses in all scenarios has been chosen,  $\sqrt{m_{\tilde{t}_1} m_{\tilde{t}_2}} \leq 2$  TeV. No theoretical uncertainties are included. One can see that all three scenarios result in significantly lower maximum  $m_h$  values than the unconstrained MSSM, where masses up to  $\sim 138$  GeV can be realized for  $M_{\text{SUSY}} \lesssim 2$  TeV and  $m_t = 178.0$  GeV (see Figs. 3.16, 3.18). The variation of this maximum  $m_h$  value with  $m_t$  is also shown. In the unconstrained MSSM one has  $\delta m_h / \delta m_t \approx 1$  [188]. In the mSUGRA, mGMSB and mAMSB scenarios this is reduced down to  $\sim 0.58$ – $0.7$ .

	maximum $m_h$ [GeV]	$\delta m_h / \delta m_t$
mSUGRA	129.0	0.65
mGMSB	123.7	0.70
mAMSB	124.6	0.58

Table 4.1: The maximum  $m_h$  values (for  $m_t = 178.0$  GeV and  $\sqrt{m_{\tilde{t}_1} m_{\tilde{t}_2}} \leq 2$  TeV) and the variation of this maximum value with  $m_t$  are shown in the three soft SUSY-breaking scenarios. No theoretical uncertainties are included. See Refs. [17,187,246].

These results have an interesting consequence for the Higgs search at the Tevatron. The Tevatron has the potential to exclude a SM-like Higgs boson with a mass of  $M_H^{\text{SM}} \lesssim 130$  GeV with an integrated luminosity of  $4$ – $8$  fb $^{-1}$  [14] per experiment (and it will furthermore reduce the experimental error on  $m_t$ ). Since the coupling of the lightest  $\mathcal{CP}$ -even Higgs boson to gauge bosons is close to the SM value for essentially all the parameter space of the three soft SUSY-breaking scenarios [246], the Tevatron should either observe an excess of Higgs-like events over the background expectation or rule out the mSUGRA, the mGMSB and the mAMSB scenarios.

## 4.4 EWPO in mSUGRA

In this section we review the prediction for  $M_W$ ,  $\sin^2 \theta_{\text{eff}}$ , the lightest Higgs boson mass, the anomalous magnetic moment of the muon,  $a_\mu \equiv (g - 2)_\mu / 2$ , and  $\text{BR}(b \rightarrow s\gamma)$  within the mSUGRA scenario, taking into account constraints on the cold dark matter (CDM) relic density from WMAP and other cosmological data [257]. More details can be found in Ref. [248]. The results have been obtained by scanning the universal soft supersymmetry-breaking gaugino mass  $m_{1/2}$  and scalar mass  $m_0$  for different representative values of  $\tan \beta$  and the trilinear soft supersymmetry-breaking parameter  $A_0$ . The sign of the supersymmetric Higgs parameter  $\mu$  has been chosen to be positive.

We require the cosmological relic density  $\Omega_\chi h^2$  due to the neutralino LSP to fall into the range

$$0.094 < \Omega_\chi h^2 < 0.124 . \quad (4.9)$$

Lower values of  $\Omega_\chi h^2$  would be allowed if not all the cosmological dark matter is composed of neutralinos. However, larger values of  $\Omega_\chi h^2$  are excluded by cosmology. The CDM con-

straints have the effect within the mSUGRA scenario, assuming that the dark matter consists largely of neutralinos, of restricting  $m_0$  to very narrow allowed strips for any specific choice of  $A_0$ ,  $\tan\beta$  and the sign of  $\mu$  [260,261]. Thus, the dimensionality of the mSUGRA scenario is effectively reduced, and one may explore SUSY phenomenology along these ‘‘WMAP strips’’. We furthermore take into account the constraints on the parameter space from the direct search for supersymmetric particles [3] and Higgs bosons [12,13].

For  $\tan\beta$  two values have been chosen,  $\tan\beta = 10, 50$ , representing values in the lower and the upper part of the (experimentally and theoretically) allowed parameter space. For the GUT-scale parameter  $A_0$  five different values have been investigated (below also a scan over  $A_0$  is performed),  $A_0 = (-2, -1, 0, 1, 2) \times m_{1/2}$ , in order to cover the allowed parameter space. The top-quark mass has been fixed to  $m_t = 178$  GeV. Since the results are analyzed along the WMAP strips, they are given as a function of  $m_{1/2}$ . The corresponding  $m_0$  values (for fixed  $A_0$  and  $\tan\beta$ ) follow from the CDM constraint. The non-excluded values for  $m_{1/2}$  start at around  $m_{1/2} \approx 200$  GeV for both values of  $\tan\beta$ . While for  $\tan\beta = 10$   $m_{1/2}$  is restricted by the CDM constraint to be  $m_{1/2} \lesssim 900$  GeV, for  $\tan\beta = 50$  the allowed values exceed  $m_{1/2} \gtrsim 1500$  GeV.

We start with the prediction for  $M_W$ . The evaluation is based on the corrections described in Sect. 2.5. We display in Fig. 4.3 the mSUGRA prediction for  $M_W$  and compare it with the present measurement (solid lines) and a possible future determination with GigaZ (dashed lines). Panel (a) shows the values of  $M_W$  obtained with  $\tan\beta = 10$  and  $|A_0| \leq 2$ , and panel (b) shows the same for  $\tan\beta = 50$ . It is striking that the present central value of  $M_W$  (for both values of  $\tan\beta$ ) favours low values of  $m_{1/2} \sim 200$ – $300$  GeV, though values as large as 800 GeV are allowed at the  $1\text{-}\sigma$  level, and essentially all values of  $m_{1/2}$  are allowed at the 90% confidence level. The GigaZ determination of  $M_W$  might be able to determine indirectly a low value of  $m_{1/2}$  with an accuracy of  $\pm 50$  GeV, but even the GigaZ precision would still be insufficient to determine  $m_{1/2}$  accurately if  $m_{1/2} \gtrsim 600$  GeV (in accordance with the discussion in Sect. 4.2).

The situation is similar for the prediction of  $\sin^2\theta_{\text{eff}}$  shown in Fig. 4.4. The results are based on the corrections described in Sect. 2.6 and are given for the same values of  $A_0$  and  $\tan\beta$  as in Fig. 4.3. As in the case of  $M_W$ , low values of  $m_{1/2}$  are also favoured by  $\sin^2\theta_{\text{eff}}$ . The present central value prefers  $m_{1/2} = 300$ – $500$  GeV, but the  $1\text{-}\sigma$  range extends beyond 1500 GeV (depending on  $A_0$ ), and all values of  $m_{1/2}$  are allowed at the 90% confidence level. The GigaZ precision on  $\sin^2\theta_{\text{eff}}$  would be able to determine  $m_{1/2}$  indirectly with even greater accuracy than  $M_W$  at low  $m_{1/2}$ , but would also be insufficient if  $m_{1/2} \gtrsim 700$  GeV.

Next the prediction of  $a_\mu$  within mSUGRA is analyzed. The evaluation is based on the full one-loop result [198], the corresponding QED two-loop corrections [204] and the two-loop corrections from the closed SM fermion/sfermion loops [205]. The very recent two-loop corrections of Ref. [197] have been included via an approximation formula. For older evaluations of  $a_\mu$  within mSUGRA (mostly based on the full one-loop result and the corresponding QED corrections), see Refs. [200–203].

As seen in Fig. 4.5, the mSUGRA prediction for  $a_\mu$  is almost independent of  $A_0$  for  $\tan\beta = 10$ , but substantial variations are possible for  $\tan\beta = 50$ , except at very large  $m_{1/2}$ . In the case  $\tan\beta = 10$ ,  $m_{1/2} \sim 200$ – $400$  GeV is again favoured at the  $\pm 1\text{-}\sigma$  level, but this preferred range shifts up to 400 to 800 GeV if  $\tan\beta = 50$ , depending on the value of  $A_0$ .

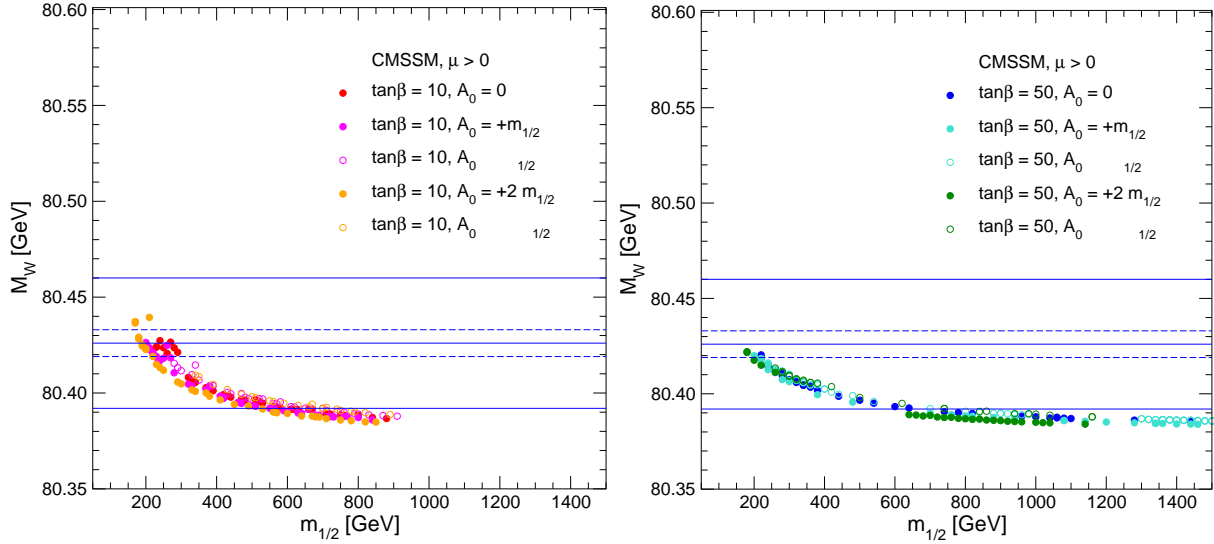


Figure 4.3: The mSUGRA prediction for  $M_W$  as a function of  $m_{1/2}$  along the WMAP strips for (a)  $\tan\beta = 10$  and (b)  $\tan\beta = 50$  for various  $A_0$  values [248]. In each panel, the centre (solid) line is the present central experimental value, and the (solid) outer lines show the current  $\pm 1\text{-}\sigma$  range. The dashed lines correspond to the anticipated GigaZ accuracy, assuming the same central value.

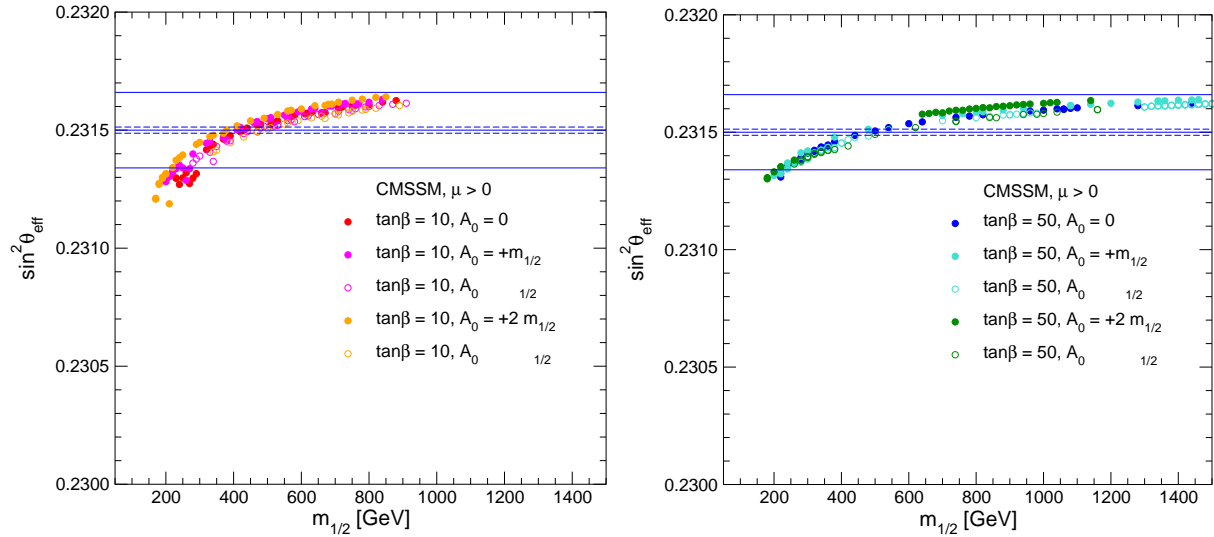


Figure 4.4: The mSUGRA prediction for  $\sin^2\theta_{\text{eff}}$  as a function of  $m_{1/2}$  along the WMAP strips for (a)  $\tan\beta = 10$  and (b)  $\tan\beta = 50$  for various  $A_0$  values [248]. In each panel, the centre (solid) line is the present central experimental value, and the (solid) outer lines show the current  $\pm 1\text{-}\sigma$  range. The dashed lines correspond to the anticipated GigaZ accuracy, assuming the same central value.

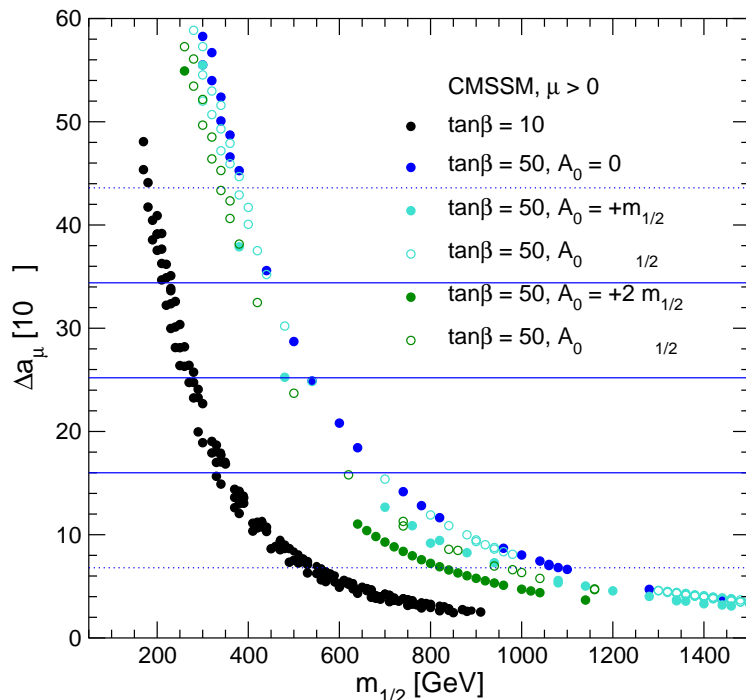


Figure 4.5: The mSUGRA prediction for  $\Delta a_\mu$  as a function of  $m_{1/2}$  along the WMAP strips for  $\tan\beta = 10, 50$  and different  $A_0$  values [248]. The central (solid) line is the central value of the present discrepancy between experiment and the SM value evaluated using  $e^+e^-$  data, and the other solid (dotted) lines show the current  $\pm 1(2)$ - $\sigma$  ranges, see eq. (2.147).

For the two  $\tan\beta$  values the requirement of agreement of the mSUGRA prediction with the experimental data at the 95% C.L. restricts  $m_{1/2}$  to

$$\tan\beta = 10 : \quad 200 \text{ GeV} \lesssim m_{1/2} \lesssim 600 \text{ GeV} , \quad (4.10)$$

$$\tan\beta = 50 : \quad 350 \text{ GeV} \lesssim m_{1/2} \lesssim 1100 \text{ GeV} . \quad (4.11)$$

Now we turn to the decay  $b \rightarrow s\gamma$ . Since this decay occurs at the loop level in the SM, the MSSM contribution might be of similar magnitude. The most up-to-date theoretical estimate of the SM contribution to the branching ratio is [262]

$$\text{BR}(b \rightarrow s\gamma) = (3.70 \pm 0.30) \times 10^{-4} , \quad (4.12)$$

where the calculations have been carried out completely to NLO in the  $\overline{\text{MS}}$  renormalization scheme, and the error is dominated by higher-order QCD uncertainties. However, the error estimate for  $\text{BR}(b \rightarrow s\gamma)$  is still under debate, see e.g. Ref. [235]. The MSSM evaluation shown below is based on Refs. [262,263].

For comparison, the present experimental value estimated by the Heavy Flavour Averaging Group (HFAG) is [264]

$$\text{BR}(b \rightarrow s\gamma) = (3.54_{-0.28}^{+0.30}) \times 10^{-4} , \quad (4.13)$$

where the error includes an uncertainty due to the decay spectrum, as well as the statistical error. The very good agreement between eq. (4.13) and the SM prediction eq. (4.12) imposes

important constraints on the MSSM. The uncertainty range shown in Fig. 4.6 combines linearly the current experimental error and the present theoretical uncertainty in the SM prediction. Since the mSUGRA corrections are generally smaller for smaller  $\tan\beta$ , even values of  $m_{1/2}$  as low as  $\sim 200$  GeV would be allowed at the 90% confidence level if  $\tan\beta = 10$ , whereas  $m_{1/2} \gtrsim 400$  GeV would be required if  $\tan\beta = 50$ . These limits are very sensitive to  $A_0$ , and, assuming that in the future the experimental and theoretical uncertainty in  $\text{BR}(b \rightarrow s\gamma)$  can be reduced by a factor  $\sim 3$ , the combination of  $\text{BR}(b \rightarrow s\gamma)$  with the other precision observables might be able, in principle, to constrain  $A_0$  significantly.

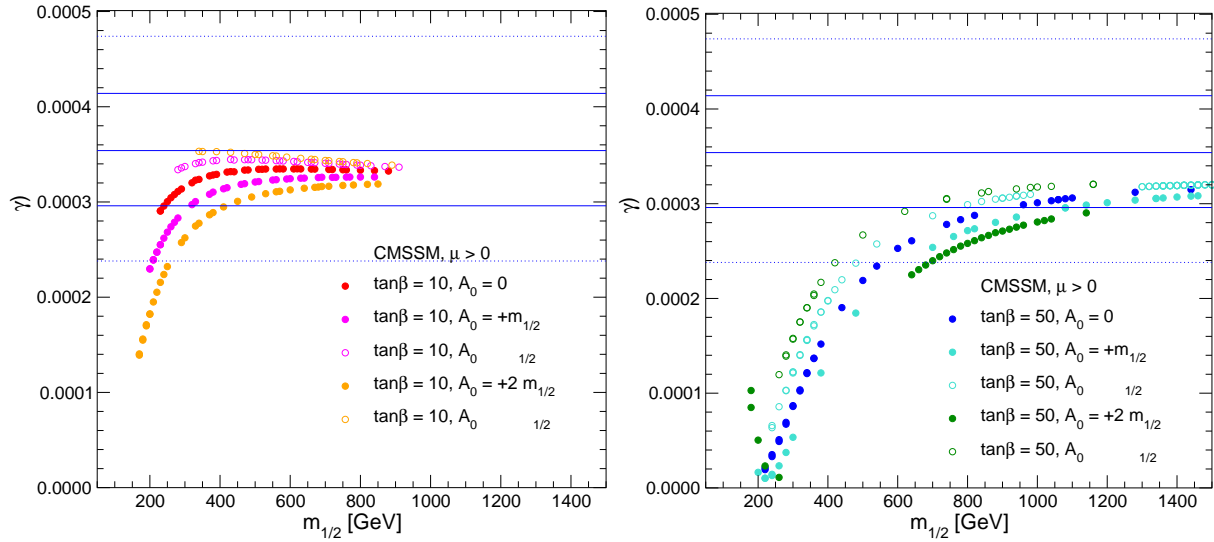


Figure 4.6: The mSUGRA predictions for  $\text{BR}(b \rightarrow s\gamma)$  as a function of  $m_{1/2}$  along the WMAP strips for (a)  $\tan\beta = 10$  and (b)  $\tan\beta = 50$  and various choices of  $A_0$ . The uncertainty shown combines linearly the current experimental error and the present theoretical uncertainty in the SM prediction. The central (solid) line indicates the current experimental central value, and the other solid (dotted) lines show the current  $\pm 1(2)$ - $\sigma$  ranges [248].

Finally we present results for the lightest Higgs boson mass in the CDM allowed strips of the mSUGRA parameter space. In Fig. 4.7 we show the results for  $m_h$ . A hypothetical measurement at  $m_h = 120$  GeV is shown. Since the experimental error at the ILC will be smaller than the prospective theory uncertainties (see Sect. 2.7.2), we display the effect of the current and future intrinsic uncertainties. In addition, a more optimistic value of  $\Delta m_h = 200$  MeV is also shown. The figure clearly illustrates the high sensitivity of this electroweak precision observable to variations of the supersymmetric parameters (detailed results for Higgs boson phenomenology in mSUGRA can be found in Ref. [16,17,246,247]). The comparison between the measured value of  $m_h$  and a precise theory prediction will allow to set tight constraints on the allowed parameter space of  $m_{1/2}$  and  $A_0$ .

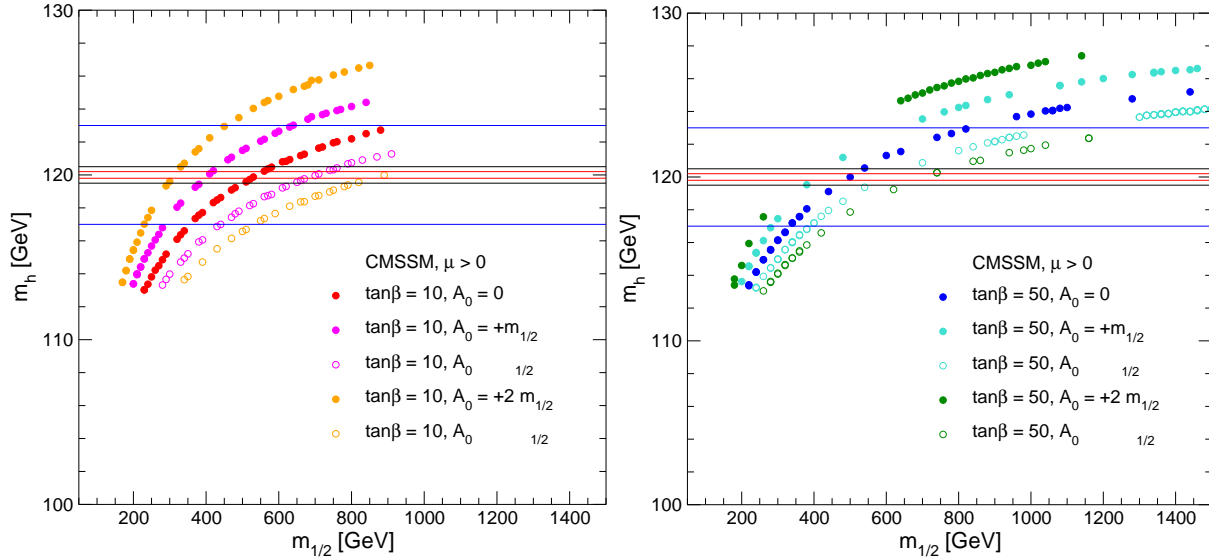


Figure 4.7: The mSUGRA predictions for  $m_h$  as functions of  $m_{1/2}$  with (a)  $\tan\beta = 10$  and (b)  $\tan\beta = 50$  for various  $A_0$  [248]. A hypothetical experimental value is shown, namely  $m_h = 120$  GeV. We display an optimistic anticipated theory uncertainty of  $\pm 0.2$  GeV, as well as a more realistic theory uncertainty of  $\pm 0.5$  GeV and the current theory uncertainty of  $\pm 3$  GeV.

## 4.5 Fits in mSUGRA

The results for EWPO presented in the last section have been used to perform a fit for the mSUGRA parameter space with CDM constraints [248]. We first review the fit using the currently existing data on  $M_W$ ,  $\sin^2\theta_{\text{eff}}$ ,  $a_\mu$  and  $\text{BR}(b \rightarrow s\gamma)$ . Secondly, we show the precision that can be obtained in the future, using improved measurements of the EWPO and including also the  $m_h$  measurement as well as the measurement of Higgs boson branching ratios. More details can be found in Ref. [248]

### 4.5.1 Present situation

We now investigate the combined sensitivity of the four low-energy observables for which experimental measurements exist at present, namely  $M_W$ ,  $\sin^2\theta_{\text{eff}}$ ,  $(g-2)_\mu$  and  $\text{BR}(b \rightarrow s\gamma)$ . We begin with an analysis of the sensitivity to  $m_{1/2}$  moving along the WMAP strips with fixed values of  $A_0$  and  $\tan\beta$ . The experimental uncertainties, the intrinsic errors from unknown higher-order corrections and the parametric uncertainties have been added quadratically, except for  $\text{BR}(b \rightarrow s\gamma)$ , where they have been added linearly. Assuming that the four observables are uncorrelated, a  $\chi^2$  fit has been performed with

$$\chi^2 \equiv \sum_{n=1}^N \left( \frac{R_n^{\text{exp}} - R_n^{\text{theo}}}{\sigma_n} \right)^2. \quad (4.14)$$

Here  $R_n^{\text{exp}}$  denotes the experimental central value of the  $n$ th observable, so that  $N = 4$  for the set of observables included in this fit,  $R_n^{\text{theo}}$  is the corresponding mSUGRA prediction



and  $\sigma_n$  denotes the combined error, as specified above.

The results are shown in Fig. 4.8 for  $\tan\beta = 10$  and  $\tan\beta = 50$ . They indicate that, already at the present level of experimental accuracies, the electroweak precision observables combined with the WMAP constraint provide a sensitive probe of the mSUGRA scenario, yielding interesting information about its parameter space. For  $\tan\beta = 10$ , mSUGRA provides a very good description of the data, resulting in a remarkably small minimum  $\chi^2$  value. The fit shows a clear preference for relatively small values of  $m_{1/2}$ , with a best-fit value of about  $m_{1/2} = 300$  GeV. The best fit is obtained for  $A_0 \leq 0$ , while positive values of  $A_0$  result in a somewhat lower fit quality. The fit yields an upper bound on  $m_{1/2}$  of about 600 GeV at the 90% C.L. (corresponding to  $\Delta\chi^2 \leq 4.61$ ). The mass spectrum favored at the 90% C.L. contains many light states that should be accessible at the LHC and the ILC, offering good prospects of the direct detection of SUSY.

For  $\tan\beta = 50$  the overall fit quality is worse than for  $\tan\beta = 10$ , and the sensitivity to  $m_{1/2}$  from the precision observables is lower. This is related to the fact that, whereas  $M_W$  and  $\sin^2\theta_{\text{eff}}$  prefer small values of  $m_{1/2}$  also for  $\tan\beta = 50$ , as seen in Figs. 4.3 and 4.4, the CMSSM predictions for  $(g-2)_\mu$  and  $\text{BR}(b \rightarrow s\gamma)$  for high  $\tan\beta$  are in better agreement with the data for larger  $m_{1/2}$  values, as seen in Figs. 4.5 and 4.6. Also in this case the best fit is obtained for negative values of  $A_0$ , but the preferred values for  $m_{1/2}$  are 200–300 GeV higher than for  $\tan\beta = 10$ . The mass spectrum favored at the 90% C.L. is heavier than for  $\tan\beta = 10$ . However, still several SUSY particles should be accessible at the ILC. Since colored SUSY particles should be within the kinematic reach of the LHC, also in this case there are good prospects of the direct detection of SUSY.

We now turn to the results obtained from a scan over the  $m_{1/2}$ - $A_0$  parameter plane. Fig. 4.9 shows the CDM-allowed regions in the  $m_{1/2}$ - $A_0$  plane for  $\tan\beta = 10$  and  $\tan\beta = 50$ . The current best-fit values obtained via  $\chi^2$  fits for  $\tan\beta = 10$  and  $\tan\beta = 50$  are indicated. The coloured regions around the best-fit values correspond to the 68% and 90% C.L. regions (corresponding to  $\Delta\chi^2 \leq 2.30, 4.61$ , respectively).

For  $\tan\beta = 10$  (upper plot of Fig. 4.9), the precision data yield sensitive constraints on the available parameter space for  $m_{1/2}$  within the WMAP-allowed region. The precision data are less sensitive to  $A_0$ . The 90% C.L. region contains all the WMAP-allowed  $A_0$  values in this region of  $m_{1/2}$  values. As expected from the discussion above, the best fit is obtained for negative  $A_0$  and relatively small values of  $m_{1/2}$ . At the 68% C.L., the fit yields an upper bound on  $m_{1/2}$  of about 450 GeV. This bound is weakened to about 600 GeV at the 90% C.L.<sup>3</sup>

As discussed above, the overall fit quality is worse for  $\tan\beta = 50$ , and the sensitivity to  $m_{1/2}$  is less pronounced. This is demonstrated in the lower plot of Fig. 4.9, which shows the result of the fit in the  $m_{1/2}$ - $A_0$  plane for  $\tan\beta = 50$ . The best fit is obtained for  $m_{1/2} \approx 500$  GeV and negative  $A_0$ . The upper bound on  $m_{1/2}$  increases to nearly 1 TeV at the 68% C.L.

---

<sup>3</sup>A preference for relatively small values of  $m_{1/2}$  within the mSUGRA has also been noticed in Ref. [239], where only  $(g-2)_\mu$  and  $\text{BR}(b \rightarrow s\gamma)$  had been analyzed.

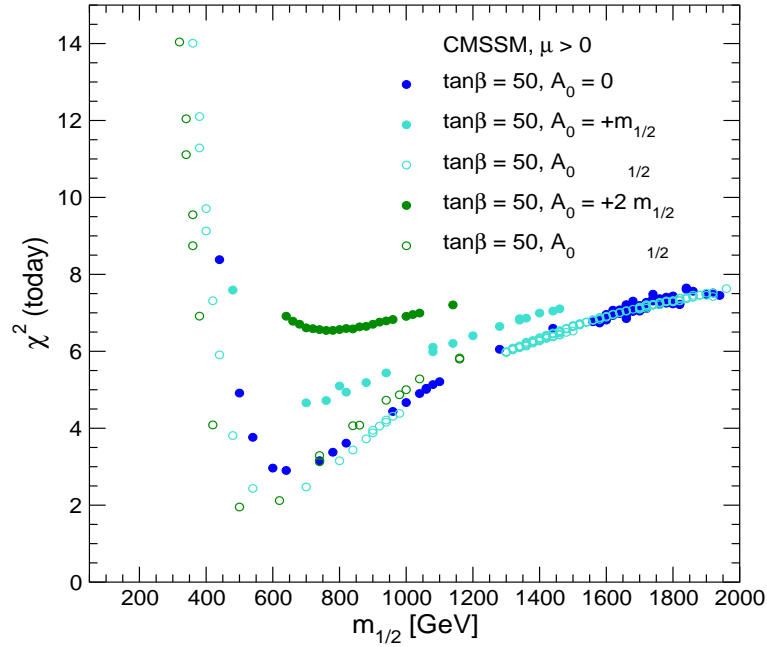
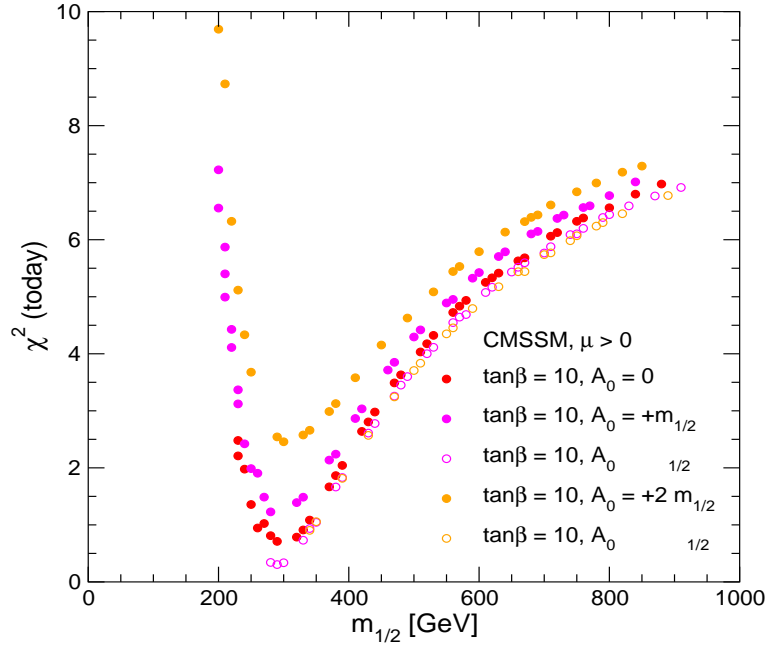


Figure 4.8: The results of  $\chi^2$  fits based on the current experimental results for the precision observables  $M_W$ ,  $\sin^2\theta_{\text{eff}}$ ,  $(g-2)_\mu$  and  $\text{BR}(b \rightarrow s\gamma)$  are shown as functions of  $m_{1/2}$  in the mSUGRA parameter space with CDM constraints for different values of  $A_0$  [248]. The upper plot shows the results for  $\tan\beta = 10$ , and the lower plot shows the case  $\tan\beta = 50$ .

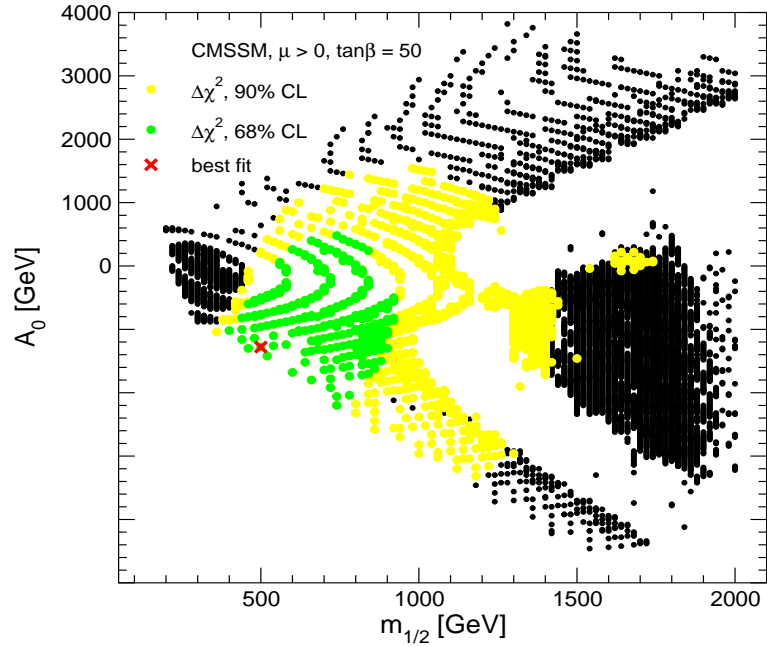
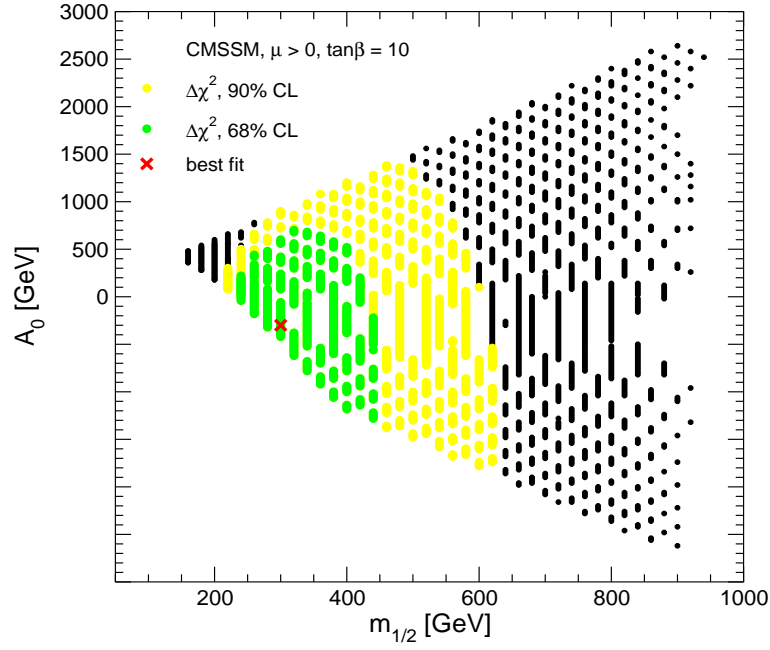


Figure 4.9: The results of  $\chi^2$  fits for  $\tan\beta = 10$  (upper plot) and  $\tan\beta = 50$  (lower plot) based on the current experimental results for the precision observables  $M_W$ ,  $\sin^2\theta_{\text{eff}}$ ,  $(g-2)_\mu$  and  $\text{BR}(b \rightarrow s\gamma)$  are shown in the  $m_{1/2}$ - $A_0$  planes of the mSUGRA scenario with the WMAP constraint [248]. The best-fit points are indicated, and the coloured regions correspond to the 68% and 90% C.L. regions, respectively.

## 4.5.2 Future expectations

We now investigate the combined sensitivity of the precision observables  $M_W$ ,  $\sin^2 \theta_{\text{eff}}$ ,  $(g-2)_\mu$ ,  $\text{BR}(b \rightarrow s\gamma)$ ,  $m_h$  and the ratio  $\text{BR}(h \rightarrow b\bar{b})/\text{BR}(h \rightarrow WW^*)$  in the  $m_{1/2}$ - $A_0$  plane of the mSUGRA scenario using ILC (and GigaZ) accuracies. For  $(g-2)_\mu$  we assume a reduction of the error by two, for  $\text{BR}(b \rightarrow s\gamma)$  by a factor of three. At the ILC with  $\sqrt{s} = 1$  TeV a measurement of  $\text{BR}(h \rightarrow b\bar{b})/\text{BR}(h \rightarrow WW^*)$  with an accuracy of  $\sim 1.5\%$  can be envisaged [265]. Fig. 4.10 shows the fit results for  $\tan\beta = 10$ , while Fig. 4.11 shows the  $\tan\beta = 50$  case.

In each figure we show two plots, where the WMAP-allowed region and the best-fit point according to the current situation (see Fig. 4.9) are indicated. In both plots two further hypothetical future ‘best-fit’ points have been chosen for illustration. For all the ‘best-fit’ points, the assumed central experimental values of the observables have been chosen such that they precisely coincide with the ‘best-fit’ points<sup>4</sup>. The coloured regions correspond to the 68% and 90% C.L. regions around each of the ‘best-fit’ points according to the ILC accuracies.

The comparison of Figs. 4.10, 4.11 with the result of the current fit, Fig. 4.9, shows that the ILC experimental precision will lead to a drastic improvement in the sensitivity to  $m_{1/2}$  and  $A_0$  from comparing precision data with the mSUGRA predictions. For the best-fit values of the current fits for  $\tan\beta = 10$  and  $\tan\beta = 50$ , the ILC precision would allow one to narrow down the allowed mSUGRA parameter space to very small regions in the  $m_{1/2}$ - $A_0$  plane. The comparison of these indirect predictions for  $m_{1/2}$  and  $A_0$  with the information from the direct detection of supersymmetric particles would provide a stringent test of the model at the loop level. A discrepancy could indicate that supersymmetry is realised in a more complicated way than assumed in mSUGRA.

The additional hypothetical ‘best-fit’ points shown in Figs. 4.10, 4.11 illustrate the indirect sensitivity to the mSUGRA parameters in scenarios where the precision observables prefer larger values of  $m_{1/2}$ . Because of the decoupling property of supersymmetric theories, the indirect constraints become weaker for increasing  $m_{1/2}$ .

For  $\tan\beta = 10$ , we have investigated hypothetical ‘best-fit’ values for  $m_{1/2}$  of 500 GeV, 700 GeV (for  $A_0 > 0$  and  $A_0 < 0$ ) and 900 GeV. For  $m_{1/2} = 500$  GeV, the 90% C.L. region in the  $m_{1/2}$ - $A_0$  plane is significantly larger than for the current best-fit value of  $m_{1/2} \approx 300$  GeV, but interesting limits can still be set on both  $m_{1/2}$  and  $A_0$ . For  $m_{1/2} = 700$  GeV and  $m_{1/2} = 900$  GeV, the 90% C.L. region extends up to the boundary of the WMAP-allowed parameter space for  $m_{1/2}$ . Even for these large values of  $m_{1/2}$ , however, the precision observables (in particular the observables in the Higgs sector) still allow one to constrain  $A_0$ .

---

<sup>4</sup>It was checked explicitly that assuming future experimental values of the observables with values distributed statistically around the present ‘best-fit’ points with the estimated future errors does not degrade significantly the qualities of the fits.

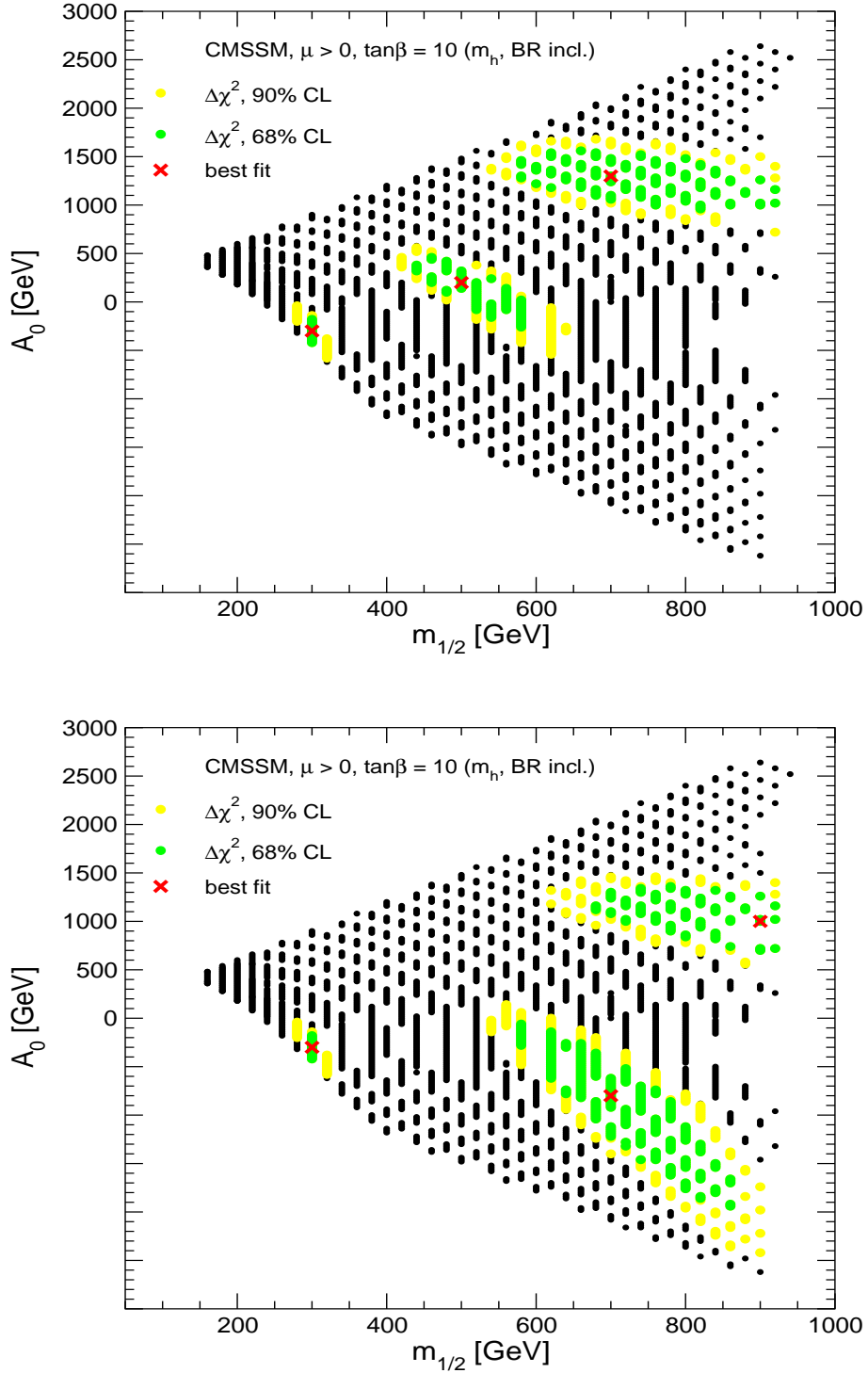


Figure 4.10: The results of a  $\chi^2$  fit based on the prospective experimental accuracies for the precision observables  $M_W$ ,  $\sin^2 \theta_{\text{eff}}$ ,  $(g-2)_\mu$ ,  $\text{BR}(b \rightarrow s\gamma)$ ,  $m_h$  and Higgs branching ratios at the ILC are shown in the  $m_{1/2}$ - $A_0$  plane of the mSUGRA with WMAP constraints for  $\tan\beta = 10$  [248]. In both plots the WMAP-allowed region and the best-fit point according to the current situation (see Fig. 4.9) are indicated. In both plots two further hypothetical future ‘best-fit’ values have been chosen for illustration. The coloured regions correspond to the 68% and 90% C.L. regions according to the ILC accuracies.

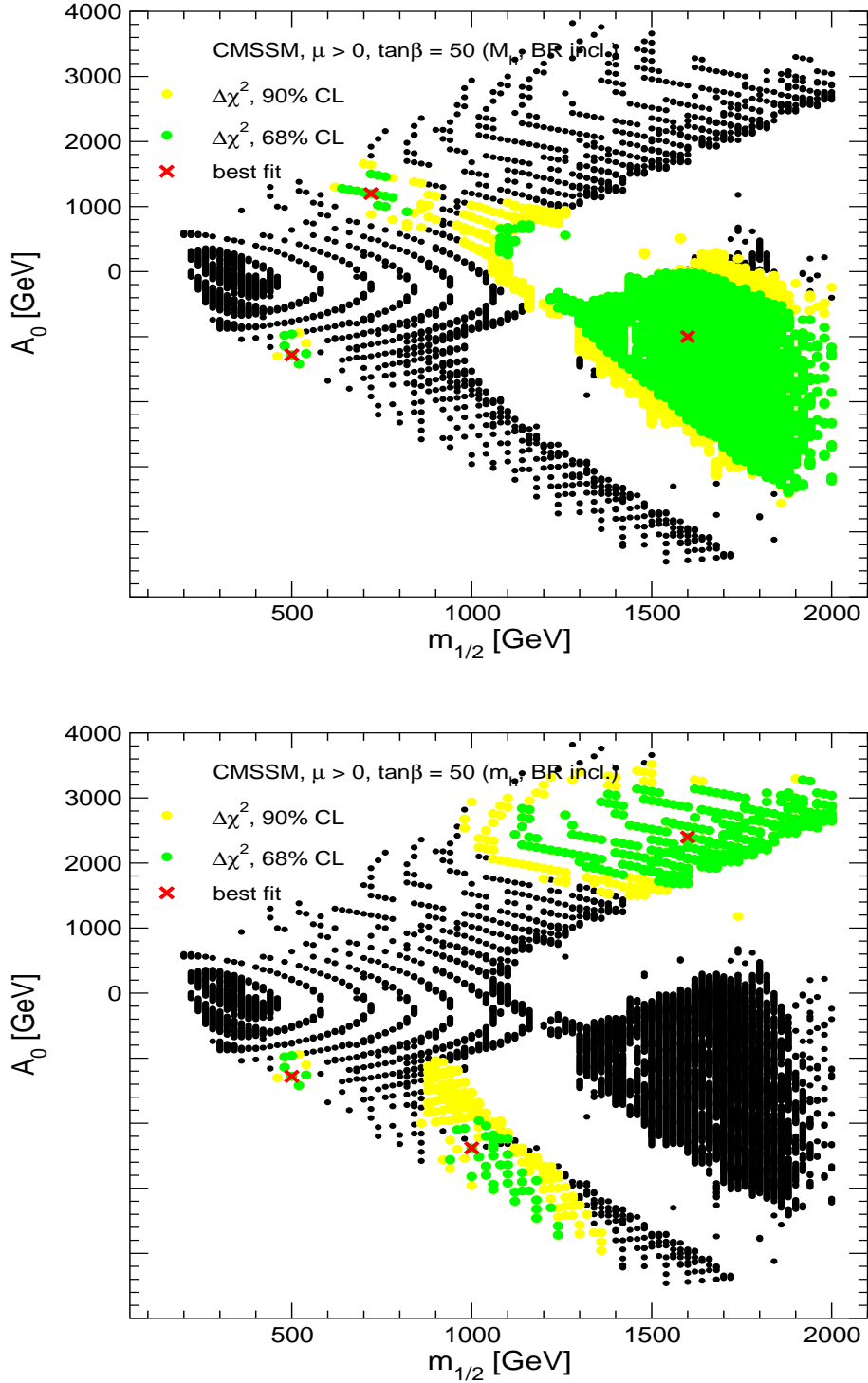


Figure 4.11: The results of a  $\chi^2$  fit based on the prospective experimental accuracies for the precision observables  $M_W$ ,  $\sin^2\theta_{\text{eff}}$ ,  $(g-2)_\mu$ ,  $\text{BR}(b \rightarrow s\gamma)$ ,  $m_h$  and Higgs branching ratios at the ILC are shown in the  $m_{1/2}$ - $A_0$  plane of the mSUGRA scenario with WMAP constraints for  $\tan\beta = 50$  [248]. In both plots the WMAP-allowed region and the best-fit point for  $\tan\beta = 50$  according to the current situation (see Fig. 4.9) are indicated. In both plots two further hypothetical future ‘best-fit’ values have been chosen for illustration. The coloured regions correspond to the 68% and 90% C.L. regions according to the ILC accuracies.

For  $\tan\beta = 50$ , where the WMAP-allowed region extends up to much higher values of  $m_{1/2}$ , we find that for a ‘best-fit’ value of  $m_{1/2}$  as large as 1 TeV the precision data still allow one to establish an upper bound on  $m_{1/2}$  within the CDM-allowed region. This indirect sensitivity to  $m_{1/2}$  could give important hints for supersymmetry searches at high-energy colliders. For ‘best-fit’ values of  $m_{1/2}$  in excess of 1.5 TeV, on the other hand, the indirect effects of heavy sparticles become so small that they are difficult to resolve even with ILC accuracies. To conclude, the indirect sensitivity from the measurement of precision observables at the ILC have a potential even to exceed the direct search reach of both the LHC and ILC.

# Chapter 5

## Conclusions

An overview of the current status of precision tests of supersymmetry has been given, and future prospects have been discussed. We have mainly focused on the  $W$  boson mass,  $M_W$ , the effective leptonic weak mixing angle,  $\sin^2 \theta_{\text{eff}}$ , the anomalous magnetic moment of the muon,  $(g-2)_\mu$ , and the lightest  $\mathcal{CP}$ -even MSSM Higgs boson mass,  $m_h$ , but constraints from  $b$  physics, direct collider searches and cosmological data have also been included in the discussion.

Precise experimental data are available for  $M_W$ ,  $\sin^2 \theta_{\text{eff}}$  and  $(g-2)_\mu$ , while  $m_h$  is expected to become a precision observable if a supersymmetric Higgs sector is realised in nature. Confronting the high experimental precision with the theory predictions provides sensitivity to quantum corrections of the theory, where the whole structure of the model enters. This allows to set indirect constraints on the properties of particles even if they are too heavy to be produced directly. In order to exploit the experimental precision, the theoretical predictions for the electroweak precision observables in supersymmetry (or in other models that are confronted with the data) should be at least at the same level of accuracy. Ideally, the remaining theoretical uncertainties should be so small that they are negligible compared to the experimental errors. Sophisticated higher-order calculations are necessary in order to match this demand, and a considerable effort will be required for keeping up with the prospective improvements of the experimental accuracies in future experiments.

We have briefly discussed the necessary ingredients of higher-order calculations in supersymmetry, focusing in particular on regularisation and renormalization, and have pointed out important differences compared to the case of the SM. The large number of parameters in the MSSM, most of which are not directly related to any particular physical observable, and the relations imposed by the underlying symmetry make it quite involved to formulate a coherent and easily applicable renormalization prescription for the whole MSSM. Different prescriptions exist in the literature for various sectors of the MSSM, but no common standard has emerged yet.

The current status of the theoretical predictions for the most important precision observables has been reviewed, and estimates of the remaining theoretical uncertainties from unknown higher-order corrections and from the experimental errors of the SM input parameters have been given. The theoretical predictions have then been compared with the current experimental results (in the case of  $m_h$  the MSSM prediction has been confronted with the exclusion bounds from the Higgs search at LEP). The resulting constraints on the



MSSM parameter space have been analyzed. We have investigated how well the MSSM describes the data and whether the data give some preference for the MSSM as compared to the SM. This has been analyzed both for the unconstrained MSSM and for specific soft SUSY-breaking scenarios. The mSUGRA scenario, characterised by four parameters and a sign, can still simultaneously satisfy the constraints from the electroweak precision data, direct collider searches and the stringent bounds on cold dark matter in the universe from WMAP and other cosmological data. It turns out that the mSUGRA scenario with cosmological constraints in fact yields a very good fit to the data. The fit results indicate a clear preference for a relatively light mass scale of the SUSY particles, offering good prospects for direct SUSY searches at the LHC and at the ILC.

We have investigated future prospects of electroweak precision tests of supersymmetric models. Anticipated improvements in the experimental precision have been discussed in view of the LHC and the ILC, and the prospects for a further reduction of the theoretical uncertainties have been analyzed. Based on these estimates of future experimental and theoretical precisions, we find that the sensitivity of the precision tests will improve very significantly, leading to stringent constraints on the MSSM parameter space (and on any other conceivable model of new physics). If supersymmetric particles are discovered at the next generation of colliders, the combination of information from the direct observation of SUSY particles and the indirect information from electroweak precision observables will allow very powerful tests of the model. This can lead to a discrimination between the minimal and non-minimal models, a distinction between different SUSY-breaking scenarios, and indirect predictions for parameters or particle masses that are not directly experimentally accessible. These consistency tests at the quantum level using all available experimental information will be crucial in the quest to extrapolate the results of the next generation of colliders to physics at high scales.

## Acknowledgements

We thank S. Ambrosanio, A. Dedes, G. Degrassi, A. Djouadi, J. Ellis, M. Frank, P. Gambino, C. Jünger, S. Kraml, F. Merz, K. Olive, S. Peñaranda, W. Porod, H. Rzehak, P. Slavich, D. Stöckinger, S. Su and A. Weber for collaboration on results presented in this report and for useful discussions. G.W. thanks the CERN Theory Division for kind hospitality during the final stages of preparing this paper. This work has been supported by the European Community's Human Potential Programme under contract HPRN-CT-2000-00149 Physics at Colliders.

# Appendix A

## Loop integrals

In this appendix we present the loop integrals needed for the two-loop evaluation of the SUSY contributions to the EWPO.  $D$  denotes the space-time dimension and  $\delta \equiv \frac{1}{2}(4 - D)$ . In the following formulas we neglected the terms proportional to  $\gamma_E - \ln(4\pi\mu^2)$ , which are connected to the divergent parts. They always cancel for physical observables.

The analytical formulas for  $A_0$  and  $B_0$  are taken from Ref. [141],  $T_{134}$  and  $T_{234'}$  are taken from Ref. [142], the other integrals can be found in Ref. [126]. The notation for the integrals is as in Ref. [214].

### A.1 $A_0(m)$

$$\begin{aligned} A_0(m_1) &= \frac{m_1^2}{\delta} \\ &\quad + m_1^2 (1 - \ln(m_1^2)) \\ &\quad + \delta m_1^2 \left( \frac{\pi^2}{12} + \frac{1}{2} \ln^2(m_1^2) - \ln(m_1^2) + 1 \right), \end{aligned} \tag{A.1}$$

special cases:

$$A_0(0) = 0 \tag{A.2}$$

derivatives:

$$\frac{\partial}{\partial m^2} A_0(m) = \frac{D/2 - 1}{m^2} A_0(m) \tag{A.3}$$

$$\frac{\partial^2}{\partial (m^2)^2} A_0(m) = \frac{D/2 - 1}{m^4} \left( \frac{D}{2} - 2 \right) A_0(m) \tag{A.4}$$

### A.2 $B_0(p^2, m_1, m_2)$

$$B_0(p^2, m_1, m_2) = \frac{1}{\delta} B_0^{1/\delta} + B_0^{\text{fin}}(p^2, m_1, m_2) + \delta B_0^\delta(p^2, m_1, m_2)$$

$$\begin{aligned} \text{with } B_0^{1/\delta} &= 1 \\ B_0^{\text{fin}}(p^2, m_1, m_2) &= -\left\{ \frac{1}{2} (\ln(m_1^2) + \ln(m_2^2)) - 2 + \frac{m_1^2/m_2^2 - 1}{2p^2/m_2^2} \ln\left(\frac{m_1^2}{m_2^2}\right) \right. \\ &\quad \left. - \frac{1}{2} \frac{r_1 - r_2}{p^2/m_2^2} (\ln(r_1) - \ln(r_2)) \right\} \end{aligned} \quad (\text{A.5})$$

$$(\text{A.6})$$

$r_1$  and  $r_2$  are the solutions of

$$m_2^2 r + \frac{m_1^2}{r} = m_1^2 + m_2^2 - p^2. \quad (\text{A.7})$$

**special cases:**

$$B_0(0, m_1, m_2) = \frac{A_0(m_1) - A_0(m_2)}{m_1^2 - m_2^2} \quad (\text{A.8})$$

$$B_0(0, m, m) = \frac{D/2 - 1}{m^2} A_0(m) \quad (\text{A.9})$$

$$B_0(0, m, 0) = \frac{1}{m^2} A_0(m) \quad (\text{A.10})$$

**derivatives:**

$$B'_0(q^2, m_1, m_2) = \frac{1}{N} [(m_1^2 + m_2^2) B_0(q^2, m_1, m_2) - m_1^2 B_0(0, m_1, m_1)] \quad (\text{A.11})$$

$$- m_2^2 B_0(0, m_2, m_2) - q^2 - \frac{(m_1^2 - m_2^2)^2}{q^2} (B_0(q^2, m_1, m_2) - B_0(0, m_1, m_2))]$$

$$N = [q^2 - (m_1 - m_2)^2][q^2 - (m_1 + m_2)^2] \quad (\text{A.12})$$

Special cases:

$$B'_0(q^2, m, m) = \frac{1}{q^2 - 4m^2} \left[ \frac{2m^2}{q^2} (B_0(q^2, m, m) - B_0(0, m, m)) - 1 \right] \quad (\text{A.13})$$

$$B'_0(q^2, 0, m) = \frac{1}{(q^2 - m^2)^2} \left[ m^2 B_0(q^2, 0, m) - m^2 B_0(0, m, m) - q^2 \right] \quad (\text{A.14})$$

$$- \frac{m^4}{q^2} (B_0(q^2, 0, m) - B_0(0, 0, m)) \quad (\text{A.15})$$

$$B'_0(q^2, 0, 0) = -\frac{1}{q^2} \quad (\text{A.16})$$

### A.3 $T_{134}$

The masses have to fulfil the relation  $m_3 > m_1, m_2$ .

$$T_{134} = \frac{1}{2\delta^2} (m_1^2 + m_2^2 + m_3^2)$$

$$\begin{aligned}
& + \frac{1}{\delta} \left\{ \frac{3}{2} (m_1^2 + m_2^2 + m_3^2) - m_1^2 \ln(m_1^2) - m_2^2 \ln(m_2^2) - m_3^2 \ln(m_3^2) \right\} \\
& + \left( \frac{7}{2} + \frac{\pi^2}{12} \right) (m_1^2 + m_2^2 + m_3^2) \\
& + m_1^2 (\ln^2(m_1^2) - 3 \ln(m_1^2)) + m_2^2 (\ln^2(m_2^2) - 3 \ln(m_2^2)) + m_3^2 (\ln^2(m_3^2) - 3 \ln(m_3^2)) \\
& + \frac{1}{4} (+m_1^2 - m_2^2 - m_3^2) \ln^2 \left( \frac{m_2^2}{m_3^2} \right) + \frac{1}{4} (-m_1^2 + m_2^2 - m_3^2) \ln^2 \left( \frac{m_1^2}{m_3^2} \right) \\
& + \frac{1}{4} (-m_1^2 - m_2^2 + m_3^2) \ln^2 \left( \frac{m_1^2}{m_2^2} \right) + \tilde{\Phi}(m_1^2, m_2^2, m_3^2) \tag{A.17}
\end{aligned}$$

with

$$\begin{aligned}
\tilde{\Phi}(m_1^2, m_2^2, m_3^2) &= \frac{1}{2} m_3^2 \lambda \left( \frac{m_1^2}{m_2^2}, \frac{m_2^2}{m_3^2} \right) \\
&\quad \left( 2 \ln(\alpha_1(m_1, m_2, m_3)) \ln(\alpha_2(m_1, m_2, m_3)) - \ln \left( \frac{m_1^2}{m_2^2} \right) \ln \left( \frac{m_2^2}{m_3^2} \right) \right. \\
&\quad \left. - 2 \text{Li}_2(\alpha_1(m_1, m_2, m_3)) - 2 \text{Li}_2(\alpha_2(m_1, m_2, m_3)) + \frac{\pi^2}{3} \right) \tag{A.18}
\end{aligned}$$

$$\lambda(x, y) = \sqrt{1 + x^2 + y^2 - 2x - 2y - 2xy} \tag{A.19}$$

$$\alpha_i(m_1, m_2, m_3) = \frac{1}{2} \left( 1 - (-1)^i \frac{m_1^2}{m_2^2} + (-1)^i \frac{m_2^2}{m_3^2} - \lambda \left( \frac{m_1^2}{m_2^2}, \frac{m_2^2}{m_3^2} \right) \right). \tag{A.20}$$

**special cases:**

$$\begin{aligned}
T_{134'}(m_1^2, m_2^2, 0) &= \frac{1}{2\delta^2} (m_1^2 + m_2^2) \\
&+ \frac{1}{\delta} \left\{ \frac{3}{2} (m_1^2 + m_2^2) - m_1^2 \ln(m_1^2) - m_2^2 \ln(m_2^2) \right\} \\
&+ \left( \frac{7}{2} + \frac{\pi^2}{12} \right) (m_1^2 + m_2^2) \\
&+ m_1^2 (\ln^2(m_1^2) - 3 \ln(m_1^2)) + m_2^2 (\ln^2(m_2^2) - 3 \ln(m_2^2)) \tag{A.21} \\
&+ \frac{1}{4} (-m_1^2 - m_2^2) \ln^2 \left( \frac{m_1^2}{m_2^2} \right) + \frac{1}{4} (+m_1^2 - m_2^2) (\ln^2(m_2^2) - \ln^2(m_1^2)) \\
&+ \left( -\frac{1}{2} (m_2^2 - m_1^2) \ln(m_2^2) \ln \left( \frac{m_1^2}{m_2^2} \right) + (m_2^2 - m_1^2) \text{Li}_2 \left( 1 - \frac{m_1^2}{m_2^2} \right) \right)
\end{aligned}$$

$$T_{134'}(m^2, m^2, 0) = \frac{D/2 - 1}{(D - 3)m^2} (A_0(m))^2 \tag{A.22}$$

$$T_{13'4'}(m^2, 0, 0) = \frac{1}{2\delta^2} (m^2)$$

$$\begin{aligned}
& +\frac{1}{\delta} \left\{ \frac{3}{2} (m^2) - m^2 \ln(m^2) \right\} \\
& +m^2 \left( \frac{7}{2} + \frac{3\pi^2}{12} + \ln^2(m^2) - 3 \ln(m^2) \right)
\end{aligned} \tag{A.23}$$

## A.4 $T_{234'}$

Here  $p^2$  contains a small imaginari part,  $i\epsilon, \epsilon > 0$ .

$$\begin{aligned}
T_{234'} &= \frac{1}{2\delta^2} (m_1^2 + m_2^2) \\
& +\frac{1}{\delta} \left\{ \frac{3}{2} (m_1^2 + m_2^2) - m_1^2 \ln(m_1^2) - m_2^2 \ln(m_2^2) - \frac{1}{4} p^2 \right\} \\
& +m_1^2 (\ln^2(m_1^2) - 3 \ln(m_1^2)) + m_2^2 (\ln^2(m_2^2) - 3 \ln(m_2^2)) + \frac{1}{2} p^2 \ln(-p^2) \\
& +\frac{1}{4} p^2 \left\{ \ln \left( \frac{m_1^2}{-p^2} \right) + \ln \left( \frac{m_2^2}{-p^2} \right) - \frac{13}{2} \right\} \\
& +(m_1^2 + m_2^2) \left\{ 3 + \frac{\pi^2}{12} - \frac{1}{4} \ln^2 \left( \frac{m_1^2}{m_2^2} \right) \right\} \\
& +\frac{1}{2} (m_1^2 - m_2^2) \left\{ \text{Li}_2 \left( \frac{m_1^2 - m_2^2}{m_1^2} \right) - \text{Li}_2 \left( \frac{m_2^2 - m_1^2}{m_2^2} \right) \right\} \\
& +\frac{p^2}{4} \left\{ \left( \frac{m_1^2}{p^2} \right)^2 - \left( \frac{m_2^2}{p^2} \right)^2 \right\} \ln \left( \frac{m_1^2}{m_2^2} \right) \\
& +\frac{1}{4} (p^2 + m_1^2 + m_2^2) \frac{m_2^2}{p^2} (r_1 - r_2) (-\ln(r_1) + \ln(r_2)) \\
& +m_1^2 \left( 1 - \frac{m_2^2}{p^2} \right) \left\{ \text{Li}_2 \left( \frac{1-r_1}{-r_1} \right) + \text{Li}_2 \left( \frac{1-r_2}{-r_2} \right) - \text{Li}_2 \left( \frac{m_1^2 - m_2^2}{m_1^2} \right) \right\} \\
& +m_2^2 \left( 1 - \frac{m_1^2}{p^2} \right) \left\{ \text{Li}_2(1-r_1) + \text{Li}_2(1-r_2) - \text{Li}_2 \left( \frac{m_2^2 - m_1^2}{m_2^2} \right) \right\}, \tag{A.24}
\end{aligned}$$

where  $r_1$  and  $r_2$  are given by eq. (A.7).

## A.5 $T_{123'4}$

The following formula, looking at the series expansion in  $1/\delta$ , are correct up to  $\mathcal{O}(\delta^0)$ .

$$\begin{aligned}
T_{123'4}(m_1^2, m_4^2, 0, m_1^2) &= T_{123'4}(m_1^2, m_4^2, m_1^2, 0) = \tag{A.25} \\
& \left\{ \left( 1 - 2(\ln(p^2) - i\pi)\delta + \frac{1}{2} (2 \ln(p^2) - i\pi)^2 \delta^2 \right) \frac{1+\delta}{2} (\tilde{B}(p^2, m_1^2, m_4^2))^2 \right. \\
& \left. + \frac{1}{2} \left[ 3 - \frac{x_{14} \ln^2(x_{14})}{(1-x_{14})^2} - \frac{x_{41} \ln^2(x_{41})}{(1-x_{41})^2} - G(x_{14}) + G(x_{41}) \right] \right\}
\end{aligned}$$

with the following functions

$$\begin{aligned}
\tilde{B}(p^2, m_i^2, m_j^2) &= \frac{1}{\delta} + \left\{ \frac{1}{2} \left[ 2 + \left( \frac{m_i^2}{-p^2} - \frac{m_j^2}{-p^2} + \sqrt{\lambda \left( \frac{m_i^2}{-p^2}, \frac{m_j^2}{-p^2} \right)} \right) \ln(x_{ij}) - \ln \left( \frac{m_i^2}{-p^2} \right) \right] \right. \\
&\quad \left. + \frac{1}{2} \left[ 2 + \left( \frac{m_j^2}{-p^2} - \frac{m_i^2}{-p^2} + \sqrt{\lambda \left( \frac{m_i^2}{-p^2}, \frac{m_j^2}{-p^2} \right)} \right) \ln(x_{ji}) - \ln \left( \frac{m_j^2}{-p^2} \right) \right] \right\} \\
&\quad (1 + (\ln(p^2) - i\pi)\delta) \\
&\quad + \delta \left( B_0^\delta(p^2, m_i, m_j) - \frac{1}{2}(\ln(p^2) - i\pi)^2 \right) \tag{A.26}
\end{aligned}$$

$$\begin{aligned}
\tilde{B}'(p^2, m_i^2, m_j^2) &= \frac{1}{2\sqrt{\lambda \left( \frac{m_i^2}{-p^2}, \frac{m_j^2}{-p^2} \right)}} \left[ \left( 1 + \frac{m_i^2}{-p^2} - \frac{m_j^2}{-p^2} + \sqrt{\lambda \left( \frac{m_i^2}{-p^2}, \frac{m_j^2}{-p^2} \right)} \right) \ln(x_{ij}) \right. \\
&\quad \left. + \left( 1 + \frac{m_i^2}{-p^2} - \frac{m_j^2}{-p^2} + \sqrt{\lambda \left( \frac{m_i^2}{-p^2}, \frac{m_j^2}{-p^2} \right)} \right) \ln(x_{ji}) \right] (1 + (\ln(p^2) - i\pi)\delta) \\
&\quad - \delta p^2 \frac{\partial}{\partial(m_i)^2} B_0^\delta(p^2, m_i, m_j) \tag{A.27}
\end{aligned}$$

$$x_{ij} = \frac{2 \frac{m_i^2}{-p^2}}{1 + \frac{m_i^2}{-p^2} + \frac{m_j^2}{-p^2} + \sqrt{\lambda \left( \frac{m_i^2}{-p^2}, \frac{m_j^2}{-p^2} \right)}} \tag{A.28}$$

$$\lambda(x, y) = 1 + 2x + 2y + (x - y)^2 \tag{A.29}$$

$$F(x) = 6\text{Li}_3(x) - 4\text{Li}_2(x) \ln(x) - \ln^2(x) \ln(1 - x) \tag{A.30}$$

$$G(x) = -2\text{Li}_2(1 - x) + \frac{\pi^2}{3} + \frac{x}{1 - x} \ln^2(x) \tag{A.31}$$

## A.6 $T_{1123'4}$

The following formula, looking at the series expansion in  $1/\delta$ , correct up to  $\mathcal{O}(\delta^0)$ .

$$\begin{aligned}
T_{1123'4}(m_1^2, m_4^2, 0, m_1^2) &= \left\{ \left( 1 - 2(\ln(p^2) - i\pi)\delta + \frac{1}{2} (2 \ln(p^2) - i\pi)^2 \delta^2 \right) \right. \\
&\quad \left. (-1 - \delta) \tilde{B}(p^2, m_1^2, m_4^2) \tilde{B}'(p^2, m_1^2, m_2^2) \right. \\
&\quad \left. + \frac{1}{p^2} \left\{ \frac{1}{\sqrt{\lambda \left( \frac{m_i^2}{-p^2}, \frac{m_j^2}{-p^2} \right)}} \left[ \frac{\ln(x_{14})}{1 - x_{14}} \frac{1 + \ln(x_{14})}{1 - x_{14}} - \frac{x_{41} \ln(x_{41})}{1 - x_{41}} \frac{1 + x_{41} \ln(x_{41})}{1 - x_{41}} \right] \right\} \right. \\
&\quad \left. + \frac{1 - p^2}{2 m_i^2} \left[ \sqrt{\lambda \left( \frac{m_i^2}{-p^2}, \frac{m_j^2}{-p^2} \right)} G(x_{14} x_{41}) \right] \right\}
\end{aligned}$$

$$\begin{aligned}
& -\frac{1}{2} \left( 1 - \frac{m_i^2}{-p^2} + \frac{m_j^2}{-p^2} + \sqrt{\lambda \left( \frac{m_i^2}{-p^2}, \frac{m_j^2}{-p^2} \right)} \right) G(x_{14}) \\
& + \frac{1}{2} \left( 1 - \frac{m_i^2}{-p^2} + \frac{m_j^2}{-p^2} - \sqrt{\lambda \left( \frac{m_i^2}{-p^2}, \frac{m_j^2}{-p^2} \right)} \right) G(x_{41}) \Big] \Big\} \tag{A.32}
\end{aligned}$$

## A.7 $T_{123'45}$

The following formula, looking at the series expansion in  $1/\delta$ , correct up to  $\mathcal{O}(\delta^0)$ .

$$\begin{aligned}
T_{123'45}(m_1^2, m_1^2, 0, m_4^2, m_4^2) &= \left( 1 - 2(\ln(p^2) - i\pi)\delta + \frac{1}{2} (2 \ln(p^2) - i\pi)^2 \delta^2 \right) \\
&\quad \frac{1}{p^2} (F(1) + F(x_{14}x_{41}) - F(x_{14}) - F(x_{41})) \tag{A.33}
\end{aligned}$$

This function is finite in the limit  $\delta \rightarrow 0$ .

# Appendix B

## Input parameters and benchmark scenarios

For our numerical results, the following values of the SM parameters have been used (all other quark and lepton masses are negligible):

$$\begin{aligned} G_F &= 1.16639 \times 10^{-5}, & m_\tau &= 1.777 \text{ GeV}, \\ M_W &= 80.450 \text{ GeV}, & m_t &= 174.3 \text{ GeV}, \\ M_Z &= 91.1875 \text{ GeV}, & m_b &= 4.25 \text{ GeV}, \\ \Gamma_Z &= 2.4952 \text{ GeV}, & m_c &= 1.5 \text{ GeV}. \end{aligned} \tag{B.1}$$

The predictions for the observables in this report are in some cases expressed in terms of running bottom- and top-quark masses in order to absorb QCD corrections. The numerical values of these running masses differ from the pole masses given in eq. (B.1).

For our numerical evaluation we often refer to four benchmark scenarios that have been defined in Ref. [33] for Higgs boson searches at hadron colliders and beyond. The four benchmark scenarios are (more details can be found in Ref. [33])

- the “ $m_h^{\text{max}}$ ” scenario, which yields a maximum value of  $M_h$  for given  $M_A$  and  $\tan\beta$ ,

$$\begin{aligned} m_t &= 174.3 \text{ GeV}, & M_{\text{SUSY}} &= 1 \text{ TeV}, & \mu &= 200 \text{ GeV}, & M_2 &= 200 \text{ GeV}, \\ X_t &= 2 M_{\text{SUSY}}, & A_\tau &= A_b = A_t, & m_{\tilde{g}} &= 0.8 M_{\text{SUSY}}, \end{aligned} \tag{B.2}$$

- the “no-mixing” scenario, with no mixing in the  $\tilde{t}$  sector,

$$\begin{aligned} m_t &= 174.3 \text{ GeV}, & M_{\text{SUSY}} &= 2 \text{ TeV}, & \mu &= 200 \text{ GeV}, & M_2 &= 200 \text{ GeV}, \\ X_t &= 0, & A_\tau &= A_b = A_t, & m_{\tilde{g}} &= 0.8 M_{\text{SUSY}}, \end{aligned} \tag{B.3}$$

- the “gluophobic-Higgs” scenario, with a suppressed  $ggh$  coupling,

$$\begin{aligned} m_t &= 174.3 \text{ GeV}, & M_{\text{SUSY}} &= 350 \text{ GeV}, & \mu &= 300 \text{ GeV}, & M_2 &= 300 \text{ GeV}, \\ X_t &= -750 \text{ GeV}, & A_\tau &= A_b = A_t, & m_{\tilde{g}} &= 500 \text{ GeV}, \end{aligned} \tag{B.4}$$



- the “small- $\alpha_{\text{eff}}$ ” scenario, with possibly reduced decay rates for  $h \rightarrow b\bar{b}$  and  $h \rightarrow \tau^+\tau^-$ ,

$$\begin{aligned}
m_t &= 174.3 \text{ GeV}, & M_{\text{SUSY}} &= 800 \text{ GeV}, & \mu &= 2.5 M_{\text{SUSY}}, & M_2 &= 500 \text{ GeV}, \\
X_t &= -1100 \text{ GeV}, & A_\tau &= A_b = A_t, & m_{\tilde{g}} &= 500 \text{ GeV}. & & 
\end{aligned}
\tag{B.5}$$

As explained above, for the sake of simplicity,  $M_{\text{SUSY}}$  is chosen as a common soft SUSY-breaking parameter for all three generations.

# Bibliography

- [1] H.P. Nilles, *Phys. Rep.* **110** (1984) 1;  
H.E. Haber and G.L. Kane, *Phys. Rep.* **117** (1985) 75;  
R. Barbieri, *Riv. Nuovo Cim.* **11** (1988) 1.
- [2] S.L. Glashow, *Nucl. Phys.* **B22** (1961) 579;  
S. Weinberg, *Phys. Rev. Lett.* **19** (1967) 19;  
A. Salam, in: *Proceedings of the 8th Nobel Symposium*, Editor N. Svartholm, Stockholm, 1968.
- [3] S. Eidelman et al. [Particle Data Group Collaboration], *Phys. Lett.* **B 592** (2004) 1.
- [4] S. Abel et al. [SUGRA Working Group Collaboration], hep-ph/0003154.
- [5] ATLAS Collaboration, *Detector and Physics Performance Technical Design Report*, CERN/LHCC/99-15 (1999), see:  
[atlasinfo.cern.ch/Atlas/GROUPS/PHYSICS/TDR/access.html](http://atlasinfo.cern.ch/Atlas/GROUPS/PHYSICS/TDR/access.html) .
- [6] CMS Collaboration, see:  
[cmsinfo.cern.ch/Welcome.html/CMSdocuments/CMSplots/](http://cmsinfo.cern.ch/Welcome.html/CMSdocuments/CMSplots/) .
- [7] J. Aguilar-Saavedra et al., TESLA TDR Part 3: “Physics at an  $e^+e^-$  Linear Collider,” hep-ph/0106315, see: [tesla.desy.de/tdr/](http://tesla.desy.de/tdr/) .
- [8] T. Abe *et al.* [American Linear Collider Working Group Collaboration], *Resource book for Snowmass 2001*, hep-ex/0106055, hep-ex/0106056, hep-ex/0106057,
- [9] K. Abe et al. [ACFA Linear Collider Working Group Collaboration], hep-ph/0109166.
- [10] [LHC / LC Study Group], G. Weiglein et al., hep-ph/0410364.
- [11] J. Gunion, H. Haber, G. Kane and S. Dawson, *The Higgs Hunter’s Guide*, Addison-Wesley, 1990.
- [12] [LEP Higgs working group], hep-ex/0107030; hep-ex/0107031; LHWG-Note 2004-01, see: [lephiggs.web.cern.ch/LEPHIGGS/papers/](http://lephiggs.web.cern.ch/LEPHIGGS/papers/) .
- [13] G. Abbiendi et al. [ALEPH, DELPHI, L3, OPAL Collaborations and LEP Working Group for Higgs boson searches], *Phys. Lett.* **B 565** (2003) 61, hep-ex/0306033;

- [14] M. Carena et al., [Tevatron Higgs working group], hep-ph/0010338; updated as:  
L. Babukhadia et al. [CDF and D0 Working Group Members Collaboration], FERMILAB-PUB-03-320-E, see:  
[library.fnal.gov/archive/test-preprint/fermilab-pub-03-320-e.shtml](http://library.fnal.gov/archive/test-preprint/fermilab-pub-03-320-e.shtml) .
- [15] M. Carena and H. Haber, *Prog. Part. Nucl. Phys.* **50** (2003) 63, hep-ph/0208209.
- [16] J. Ellis, S. Heinemeyer, K. Olive and G. Weiglein, *Phys. Lett. B* **515** (2001) 348, hep-ph/0105061.
- [17] A. Dedes, S. Heinemeyer, S. Su and G. Weiglein, *Nucl. Phys. B* **674** (2003) 271, hep-ph/0302174.
- [18] M. Grünewald, hep-ex/0304023; updated as:  
F. Teubert, talk given at “ICHEP04”, Beijing, China, August 2004, see:  
[icheck04.ihep.ac.cn/data/icheck04/ppt/plenary/p21-teubert-f.ppt](http://icheck04.ihep.ac.cn/data/icheck04/ppt/plenary/p21-teubert-f.ppt);  
see also: [lepewwg.web.cern.ch/LEPEWWG/Welcome.html](http://lepewwg.web.cern.ch/LEPEWWG/Welcome.html).
- [19] G. Bennett et al. [Muon g-2 Collaboration], *Phys. Rev. Lett.* **92** (2004) 161802, hep-ex/0401008.
- [20] S. L. Glashow und S. Weinberg, *Phys. Rev. D* **15** (1977) 1958.
- [21] K. Hikasa and M. Kobayashi, *Phys. Rev. D* **36** (1987) 724;  
F. Gabbiani and A. Masiero, *Nucl. Phys. B* **322** (1989) 235.
- [22] P. Brax and C. Savoy, *Nucl. Phys. B* **447** (1995) 227, hep-ph/9503306.
- [23] F. Gabbiani, E. Gabrielli, A. Masiero and L. Silvestrini, *Nucl. Phys. B* **477** (1996) 321, hep-ph/9604387.
- [24] M. Misiak, S. Pokorski and J. Rosiek, *Adv. Ser. Direct. High Energy Phys.* **15** (1998) 795, hep-ph/9703442.
- [25] S. Heinemeyer, W. Hollik, F. Merz, S. Peñaranda, *Eur. Phys. J. C* **37** (2004) 481, hep-ph/0403228.
- [26] H. Nilles, *Phys. Lett. B* **115** (1982) 193; *Nucl. Phys. B* **217** (1983) 366.  
A. Chamseddine, R. Arnowitt and P. Nath, *Phys. Rev. Lett.* **49** (1982) 970;  
R. Barbieri, S. Ferrara and C. Savoy, *Phys. Lett. B* **119** (1982) 343;  
H. Nilles, M. Srednicki and D. Wyler, *Phys. Lett. B* **120** (1983) 346.  
E. Cremmer, P. Fayet and L. Girardello, *Phys. Lett. B* **122** (1983) 41.  
S. Ferrara, L. Girardello and H. Nilles, *Phys. Lett. B* **125** (1983) 457. L. Hall, J. Lykken and S. Weinberg, *Phys. Rev. D* **27** (1983) 2359;  
S. Soni and H. Weldon, *Phys. Lett. B* **126** (1983) 215.  
R. Arnowitt, A. Chamseddine and P. Nath, *Nucl. Phys. B* **227** (1983) 121.
- For more details see, S. Weinberg, “The quantum theory of fields. Vol. 3: Supersymmetry,” *Cambridge University Press* (2000).

- [27] For reviews see also Ref. [1] and:  
A. Lahanas and D. Nanopoulos, *Phys. Rept.* **145** (1987) 1;  
S. Martin, in “*Perspectives on supersymmetry*”, ed. G. Kane, hep-ph/9709356, see:  
[zippy.physics.niu.edu/primer.shtml](http://zippy.physics.niu.edu/primer.shtml).
- [28] For a review, see: G.F. Giudice and R. Rattazzi, *Phys. Rept.* **322** (1999) 419, hep-ph/9801271.
- [29] L. Randall and R. Sundrum, *Nucl. Phys.* **B 557** (1999) 79, hep-th/9810155 .
- [30] G.F. Giudice, M.A. Luty, H. Murayama and R. Rattazzi, *JHEP* **9812** (1998) 027, hep-ph/9810442 .
- [31] T. Gherghetta, G.F. Giudice, J.D. Wells, *Nucl. Phys.* **B 559** (1999) 27, hep-ph/9904378.
- [32] M. Carena, S. Heinemeyer, C. Wagner and G. Weiglein, hep-ph/9912223.
- [33] M. Carena, S. Heinemeyer, C. Wagner and G. Weiglein, *Eur. Phys. J.* **C 26** (2003) 601, hep-ph/0202167.
- [34] B. Allanach et al., *Eur. Phys. J.* **C 25** (2002) 113, hep-ph/0202233.
- [35] M. Battaglia, A. De Roeck, J. Ellis, F. Gianotti, K. Olive and L. Pape, *Eur. Phys. J.* **C 33** (2004) 273, hep-ph/0306219.
- [36] D. Choudhury, H. Dreiner, P. Richardson and S. Sarkar, *Phys. Rev.* **D 61** (2000) 095009, hep-ph/9911365;  
A. Dedes, H. Dreiner and P. Richardson, *Phys. Rev.* **D 65** (2002) 015001, hep-ph/0106199;  
H. Dreiner, C. Hanhart, U. Langenfeld and D. Phillips, *Phys. Rev.* **D 68** (2003) 055004, hep-ph/0304289.
- [37] M. Carena, S. Heinemeyer, C. Wagner and G. Weiglein, *Phys. Rev. Lett.* **86** (2001) 4463, hep-ph/0008023.
- [38] A. Buras, hep-ph/9806471;  
T. Hurth, *Rev. Mod. Phys.* **75** (2003) 1159, hep-ph/0212304.
- [39] S. Abel, S. Khalil and O. Lebedev, *Nucl. Phys.* **B 606** (2001) 151, hep-ph/0103320.
- [40] D. Demir, O. Lebedev, K. Olive, M. Pospelov and A. Ritz, *Nucl. Phys.* **B 680** (2004) 339, hep-ph/0311314.
- [41] S. Bertolini et al., *Nucl. Phys.* **B 353**, (1991) 591;  
R. Barbieri and G. Giudice, *Phys. Lett.* **B 309**, (1993) 86;  
F. Borzumati, M. Olechowski and S. Pokorski, *Phys. Lett.* **B 349** (1995) 311;  
G. Degrassi, P. Gambino and G. F. Giudice, *JHEP* **0012** (2000) 009, hep-ph/0009337;  
M. Carena, D. Garcia, U. Nierste and C. E. Wagner, *Phys. Lett.* **B 499** (2001) 141, hep-ph/0010003;  
D. Demir and K. Olive, *Phys. Rev.* **D 65** (2002) 034007, hep-ph/0107329.

- [42] G. Buchalla and A. Buras, *Nucl. Phys.* **B 400** (1993) 225;  
M. Misiak and J. Urban, *Phys. Lett.* **B 451** (1999) 161, hep-ph/9901278;  
G. Buchalla and A. Buras, *Nucl. Phys.* **B 548** (1999) 309, hep-ph/9901288;  
A. Buras, *Phys. Lett.* **B 566** (2003) 115, hep-ph/0303060.
- [43] K. Babu and C. Kolda, *Phys. Rev. Lett.* **84** (2000) 228, hep-ph/9909476;  
S. Choudhury and N. Gaur, *Phys. Lett.* **B 451** (1999) 86, hep-ph/9810307;  
C. Bobeth, T. Ewerth, F. Krüger and J. Urban, *Phys. Rev.* **D 64** (2001) 074014, hep-ph/0104284;  
A. Dedes, H. Dreiner and U. Nierste, *Phys. Rev. Lett.* **87** (2001) 251804, hep-ph/0108037;  
G. Isidori and A. Retico, *JHEP* **0111** (2001) 001, hep-ph/0110121;  
A. Dedes and A. Pilaftsis, *Phys. Rev.* **D 67** (2003) 015012, hep-ph/0209306;  
A. Buras, P. Chankowski, J. Rosiek and L. Slawianowska, *Nucl. Phys.* **B 659** (2003) 3, hep-ph/0210145.
- [44] A. Dedes, *Mod. Phys. Lett.* **A 18** (2003) 2627, hep-ph/0309233.
- [45] M. Herndon, talk given at “ICHEP04”, Beijing, China, August 2004, see:  
[www.ihep.ac.cn/data/ichep04/ppt/11\\_hq/8-0494-herndon-m.pdf](http://www.ihep.ac.cn/data/ichep04/ppt/11_hq/8-0494-herndon-m.pdf).
- [46] W. Hollik, J. Illana, S. Rigolin and D. Stöckinger, *Phys. Lett.* **B 416** (1998) 345, hep-ph/9707437; *Phys. Lett.* **B 425** (1998) 322, hep-ph/9711322.
- [47] D. Chang, W. Keung and A. Pilaftsis, *Phys. Rev. Lett.* **82** (1999) 900 [Erratum-ibid. **83** (1999) 3972], hep-ph/9811202;  
A. Pilaftsis, *Phys. Lett.* **B 471** (1999) 174, hep-ph/9909485.
- [48] O. Lebedev, K. Olive, M. Pospelov and A. Ritz, *Phys. Rev.* **D 70** (2004) 016003, hep-ph/0402023.
- [49] P. Nath, *Phys. Rev. Lett.* **66** (1991) 2565; Y. Kizukuri and N. Oshimo, *Phys. Rev.* **D 46** (1992) 3025.
- [50] T. Ibrahim and P. Nath, *Phys. Lett.* **B 418** (1998) 98, hep-ph/9707409; *Phys. Rev.* **D 57** (1998) 478 [Erratum-ibid. **D 58** (1998) 019901] [Erratum-ibid. **D 60** (1998) 079903] [Erratum-ibid. **D 58** (1999) 119901], hep-ph/9708456;  
M. Brhlik, G. Good and G. Kane, *Phys. Rev.* **D 59**, 115004 (1999), hep-ph/9810457.
- [51] D. Bardin et al., in *Precision Calculations for the Z Resonance*, Yellow report CERN 95-03, eds. D. Bardin, W. Hollik and G. Passarino, hep-ph/9709229;  
D. Bardin, M. Grünewald and G. Passarino, hep-ph/9902452.
- [52] G. Passarino, *Prepared for Mini-Workshop on Electroweak Precision Data and the Higgs Mass, Zeuthen, Germany, 28 Feb - 1 Mar 2003*.
- [53] P. Bechtle, K. Desch and P. Wienemann, in Ref. [10] and: hep-ph/0412012.
- [54] R. Lafaye, T. Plehn and D. Zerwas, hep-ph/0404282.

- [55] See: [spa.desy.de/spa/](http://spa.desy.de/spa/) .
- [56] G. Cho and K. Hagiwara, *Nucl. Phys.* **B 574** (2000) 623, hep-ph/9912260.
- [57] M. Peskin and T. Takeuchi, *Phys. Rev.* **D 46** (1992) 381.
- [58] A. Denner, S. Dittmaier and G. Weiglein, hep-ph/9505271.
- [59] G. Altarelli and R. Barbieri, *Phys. Lett.* **B 253** (1990) 161;  
G. Altarelli, R. Barbieri and F. Caravaglios, *Nucl. Phys.* **B 405** (1993) 3.
- [60] S. Dittmaier, K. Kolodziej, M. Kuroda and D. Schildknecht, *Nucl. Phys.* **B 426** (1994) 249 [Erratum *ibid.* **B 446** (1994) 334], hep-ph/9404306;  
S. Dittmaier, M. Kuroda and D. Schildknecht, *Nucl. Phys.* **B 448** (1995) 3, hep-ph/9501404.
- [61] R. Barbieri, A. Pomarol, R. Rattazzi and A. Strumia, hep-ph/0405040.
- [62] J. Erler, S. Heinemeyer, W. Hollik, G. Weiglein and P. Zerwas, *Phys. Lett.* **B 486** (2000) 125; hep-ph/0005024;  
R. Hawkings and K. Mönig, *Eur. Phys. J. direct* **C8** (1999) 1; hep-ex/9910022;  
J. Erler and S. Heinemeyer, hep-ph/0102083.
- [63] S. Heinemeyer, S. Kraml, W. Porod and G. Weiglein, *JHEP* **0309** (2003) 075, hep-ph/0306181.
- [64] G. Weiglein, *Nature* **429** (2004) 613.
- [65] U. Baur, R. Clare, J. Erler, S. Heinemeyer, D. Wackerroth, G. Weiglein and D. Wood, contribution to the P1-WG1 report of the workshop “The Future of Particle Physics”, Snowmass, Colorado, USA, July 2001, hep-ph/0111314.
- [66] A. Juste, C. Hays, talks given at the workshop *TeV4LHC*, Fermilab, September 2004, see: [conferences.fnal.gov/tev4lhc/talks/040916-TeV4LHC-TopEW/](http://conferences.fnal.gov/tev4lhc/talks/040916-TeV4LHC-TopEW/) ;  
C. Hays, private communication.
- [67] M. Davier, S. Eidelman, A. Höcker and Z. Zhang, *Eur. Phys. J.* **C 31** (2003) 503, hep-ph/0308213.
- [68] K. Hagiwara, A. Martin, D. Nomura and T. Teubner, *Phys. Rev.* **D 69** (2004) 093003, hep-ph/0312250.
- [69] S. Ghozzi and F. Jegerlehner, *Phys. Lett.* **B 583** (2004) 222, hep-ph/0310181.
- [70] J. de Troconiz and F. Yndurain, hep-ph/0402285.
- [71] M. Knecht and A. Nyffeler, *Phys. Rev.* **D 65** (2002) 073034, hep-ph/0111058;  
M. Knecht, A. Nyffeler, M. Perrottet and E. De Rafael, *Phys. Rev. Lett.* **88** (2002) 071802, hep-ph/0111059;

- I. Blokland, A. Czarnecki and K. Melnikov, *Phys. Rev. Lett.* **88** (2002) 071803, hep-ph/0112117;  
M. Ramsey-Musolf and M. Wise, *Phys. Rev. Lett.* **89** (2002) 041601, hep-ph/0201297;  
J. Kühn, A. Onishchenko, A. Pivovarov and O. Veretin, *Phys. Rev.* **D 68** (2003) 033018, hep-ph/0301151.
- [72] K. Melnikov and A. Vainshtein, hep-ph/0312226.
- [73] T. Kinoshita and M. Nio, hep-ph/0402206.
- [74] A. Aloisio et al. [KLOE Collaboration], hep-ex/0407048.
- [75] A. Höcker, hep-ph/0410081.
- [76] C. Bollini and J. Giambiagi, *Nuovo Cimento* **B 12** (1972) 20;  
J. Ashmore, *Nuovo Cimento Lett.* **4** (1972) 289.
- [77] G. 't Hooft and M. Veltman, *Nucl. Phys.* **B 44** (1972) 189;  
P. Breitenlohner and D. Maison, *Commun. Math. Phys.* **52** (1977) 11.
- [78] W. Siegel, *Phys. Lett.* **B 84** (1979) 193;  
D. Capper, D. Jones and P. van Nieuwenhuizen, *Nucl. Phys.* **B 167** (1980) 479.
- [79] W. Siegel, *Phys. Lett.* **B 94** (1980) 37;  
L. Avdeev, *Phys. Lett.* **B 117** (1982) 317;  
L. Avdeev and A. Vladimirov, *Nucl. Phys.* **B 219** (1983) 262.
- [80] I. Jack and D. Jones, hep-ph/9707278, in *Perspectives on Supersymmetry*, ed. G. Kane (World Scientific, Singapore), p. 149.
- [81] P. White, *Class. Quant. Grav.* **9** (1992) 1663;  
N. Maggiore, O. Piguet and S. Wolf, *Nucl. Phys.* **B 476** (1996) 329, hep-th/9604002.
- [82] E. Kraus, *Ann. Phys.* **262** (1998) 144, hep-th/9709154;  
P. Grassi, *Nucl. Phys.* **B 560** (1999) 499, hep-th/9908188.
- [83] W. Hollik, E. Kraus, M. Roth, C. Rupp, K. Sibold and D. Stöckinger, *Nucl. Phys.* **B 639** (2002) 3, hep-ph/0204350.
- [84] W. Hollik, E. Kraus and D. Stöckinger, *Eur. Phys. J.* **C 11** (1999) 365, hep-ph/9907393.
- [85] W. Hollik and D. Stöckinger, *Eur. Phys. J.* **C 20** (2001) 105, hep-ph/0103009.
- [86] R. Ferrari and P. Grassi, *Phys. Rev.* **D 60** (1999) 065010, hep-th/9807191;  
R. Ferrari, P. Grassi and A. Quadri, *Phys. Lett.* **B 472** (2000) 346, hep-th/9905192;  
P. Grassi, T. Hurth and M. Steinhauser, *Ann. Phys.* **288** (2001) 197, hep-ph/9907426;  
*Nucl. Phys.* **B 610** (2001) 215, hep-ph/0102005.
- [87] I. Fischer, W. Hollik, M. Roth and D. Stöckinger, *Phys. Rev.* **D 69** (2004) 015004, hep-ph/0310191.

- [88] D. Stöckinger, talk given at the ECFA Linear Collider Workshop, Durham, September 1–4, 2004, see [www.ippp.dur.ac.uk/ECFA04/program.html](http://www.ippp.dur.ac.uk/ECFA04/program.html) .
- [89] K. Aoki, Z. Hioki, M. Konuma, R. Kawabe and T. Muta, *Prog. Theor. Phys. Suppl.* **73** (1982) 1;  
M. Böhm, W. Hollik and H. Spiesberger, *Fortsch. Phys.* **34** (1986) 687;  
see also Ref. [83].
- [90] A. Freitas, W. Hollik, W. Walter and G. Weiglein, *Nucl. Phys. B* **632** (2002) 189 [Erratum-ibid. **B 666** (2003) 305], hep-ph/0202131.
- [91] A. Denner, G. Weiglein and S. Dittmaier, *Phys. Lett. B* **333** (1994) 420, hep-ph/9406204; *Nucl. Phys. B* **440** (1995) 95, hep-ph/9410338.
- [92] G. Källén and A. Sabry, *K. Dan. Vidensk. Selsk. Mat.-Fys. Medd.* **29** (1955) No. 17;  
M. Steinhauser, *Phys. Lett. B* **429** (1998) 158, hep-ph/9803313.
- [93] H. Burkhardt and B. Pietrzyk, *Phys. Lett. B* **513** (2001) 46.
- [94] F. Jegerlehner, *J. Phys. G* **29** (2003) 101, hep-ph/0312372.
- [95] W. Hollik and H. Rzehak, *Eur. Phys. J. C* **32** (2003) 127, hep-ph/0305328.
- [96] S. Heinemeyer, W. Hollik, H. Rzehak and G. Weiglein, hep-ph/0411114.
- [97] A. Djouadi, P. Gambino, S. Heinemeyer, W. Hollik, C. Jünger and G. Weiglein, *Phys. Rev. Lett.* **78** (1997) 3626, hep-ph/9612363; *Phys. Rev. D* **57** (1998) 4179, hep-ph/9710438.
- [98] T. Banks, *Nucl. Phys. B* **303** (1988) 172;  
L. Hall, R. Rattazzi and U. Sarid, *Phys. Rev. D* **50** (1994) 7048, hep-ph/9306309;  
R. Hempfling, *Phys. Rev. D* **49** (1994) 6168;  
M. Carena, M. Olechowski, S. Pokorski and C. Wagner, *Nucl. Phys. B* **426** (1994) 269, hep-ph/9402253.
- [99] M. Frank, S. Heinemeyer, W. Hollik and G. Weiglein, hep-ph/0202166.
- [100] A. Freitas and D. Stöckinger, *Phys. Rev.* **66** (2002) 095014, hep-ph/0205281.
- [101] H. Haber and R. Hempfling, *Phys. Rev. Lett.* **66** (1991) 1815;  
Y. Okada, M. Yamaguchi and T. Yanagida, *Prog. Theor. Phys.* **85** (1991) 1;  
J. Ellis, G. Ridolfi and F. Zwirner, *Phys. Lett. B* **257** (1991) 83; *Phys. Lett. B* **262** (1991) 477;  
R. Barbieri and M. Frigeni, *Phys. Lett. B* **258** (1991) 395.
- [102] M. Veltman, *Nucl. Phys. B* **123** (1977) 89.



- [103] R. Barbieri and L. Maiani, *Nucl. Phys.* **B 224** (1983) 32;  
 C. S. Lim, T. Inami and N. Sakai, *Phys. Rev.* **D 29** (1984) 1488;  
 E. Eliasson, *Phys. Lett.* **B 147** (1984) 65;  
 Z. Hioki, *Prog. Theo. Phys.* **73** (1985) 1283;  
 J. A. Grifols and J. Sola, *Nucl. Phys.* **B 253** (1985) 47;  
 B. Lynn, M. Peskin and R. Stuart, CERN Report 86-02, p. 90;  
 R. Barbieri, M. Frigeni, F. Giuliani and H.E. Haber, *Nucl. Phys.* **B 341** (1990) 309;  
 M. Drees and K. Hagiwara, *Phys. Rev.* **D 42** (1990) 1709.
- [104] P. Chankowski, *Phys. Rev.* **D 41** (1990) 2877;  
 H. Cheng, J. Feng and N. Polonsky, *Phys. Rev.* **D 56** (1997) 6875, hep-ph/9706438;  
 M. Nojiri, D. Pierce and Y. Yamada, *Phys. Rev.* **D 57** (1998) 1539, hep-ph/9707244;  
 E. Katz, L. Randall and S. Su, *Nucl. Phys.* **B 536** (1998) 3, hep-ph/9801416.
- [105] A. Freitas, A. von Manteuffel and P. Zerwas, *Eur. Phys. J.* **C 34** (2004) 487, hep-ph/0310182.
- [106] M. Beccaria, F. Renard and C. Verzegnassi, *Phys. Rev.* **D 63** (2001) 095010, hep-ph/0007224;  
 M. Beccaria, M. Melles, F. Renard and C. Verzegnassi, *Phys. Rev.* **D 65** (2002) 093007, hep-ph/0112273;  
 M. Beccaria, H. Eberl, F. Renard and C. Verzegnassi, *Phys. Rev.* **69** (2004) 091301, hep-ph/0403099.
- [107] M. Carena, D. Garcia, U. Nierste and C. Wagner, *Nucl. Phys.* **B 577** (2000) 577, hep-ph/9912516;  
 H. Eberl, K. Hidaka, S. Kraml, W. Majerotto and Y. Yamada, *Phys. Rev.* **D 62** (2000) 055006, hep-ph/9912463.
- [108] J. Guasch, P. Häfliger and M. Spira, *Phys. Rev.* **D 68** (2003) 115001, hep-ph/0305101.
- [109] A. Sirlin, *Phys. Rev.* **D 22** (1980) 971;  
 W. Marciano and A. Sirlin, *Phys. Rev.* **D 22** (1980) 2695.
- [110] A. Djouadi and C. Verzegnassi, *Phys. Lett.* **B 195** (1987) 265;  
 A. Djouadi, *Nuovo Cim.* **A 100** (1988) 357.
- [111] L. Avdeev et al., *Phys. Lett.* **B 336** (1994) 560 [Erratum-ibid. **B 349** (1995) 597], hep-ph/9406363;  
 K. Chetyrkin, J. Kühn and M. Steinhauser, *Phys. Lett.* **B 351** (1995) 331, hep-ph/9502291; *Phys. Rev. Lett.* **75** (1995) 3394, hep-ph/9504413.
- [112] J. Van der Bij and F. Hoogeveen, *Nucl. Phys.* **B 283** (1987) 477.
- [113] R. Barbieri, M. Beccaria, P. Ciafaloni, G. Curci and A. Vicere, *Nucl. Phys.* **B 409** (1993) 105;  
 J. Fleischer, F. Jegerlehner and O.V. Tarasov, *Phys. Lett.* **B 319** (1993) 249.
- [114] J. van der Bij and M. Veltman, *Nucl. Phys.* **B 231** (1984) 205.

- [115] J. Van der Bij, K. Chetyrkin, M. Faisst, G. Jikia and T. Seidensticker, *Phys. Lett. B* **498** (2001) 156, hep-ph/0011373.
- [116] M. Faisst, J. Kuhn, T. Seidensticker and O. Veretin, *Nucl. Phys. B* **665** (2003) 649, hep-ph/0302275.
- [117] R. Boughezal, J. Tausk and J. van der Bij, hep-ph/0410216.
- [118] S. Heinemeyer and G. Weiglein, proceedings of the RADCOR2000, Carmel, Sep. 2000, hep-ph/0102317;
- [119] S. Heinemeyer and G. Weiglein, *JHEP* **0210** (2002) 072, hep-ph/0209305; hep-ph/0301062.
- [120] T. Appelquist and J. Carazzone, *Phys. Rev. D* **11** (1975) 2856;  
A. Dobado, M. Herrero and S. Peñaranda, *Eur. Phys. J. C* **7** (1999) 313, hep-ph/9710313, *Eur. Phys. J. C* **12** (2000) 673, hep-ph/9903211; *Eur. Phys. J. C* **17** (2000) 487, hep-ph/0002134.
- [121] J. Küblbeck, M. Böhm, and A. Denner, *Comput. Phys. Comm.* **60** (1990) 165;  
T. Hahn, *Comput. Phys. Comm.* **140** (2001) 418, hep-ph/0012260;  
see: [www.feynarts.de](http://www.feynarts.de) .
- [122] R. Behrends, R. Finkelstein and A. Sirlin, *Phys. Rev.* **101** (1956) 866;  
S. Berman, *Phys. Rev.* **112** (1958) 267;  
T. Kinoshita and A. Sirlin, *Phys. Rev.* **113** (1959) 1652.
- [123] T. van Ritbergen and R. Stuart, *Phys. Rev. Lett.* **82** (1999) 488, hep-ph/9808283;  
*Nucl. Phys. B* **564** (2000) 343, hep-ph/9904240;  
M. Steinhauser and T. Seidensticker, *Phys. Lett. B* **467** (1999) 271, hep-ph/9909436.
- [124] W. Marciano, *Phys. Rev. D* **20** (1979) 274;  
A. Sirlin, *Phys. Rev. D* **29** (1984) 89;  
M. Consoli, W. Hollik and F. Jegerlehner, *Phys. Lett. B* **227** (1989) 167.
- [125] B. Kniehl, *Nucl. Phys. B* **347** (1990) 89;  
F. Halzen and B. Kniehl, *Nucl. Phys. B* **353** (1991) 567;  
B. Kniehl and A. Sirlin, *Nucl. Phys. B* **371** (1992) 141; *Phys. Rev. D* **47** (1993) 883.
- [126] A. Djouadi and P. Gambino, *Phys. Rev. D* **49** (1994) 3499 [Erratum-ibid. **D 53** (1994) 4111], hep-ph/9309298.
- [127] K. Chetyrkin, J.H. Kühn and M. Steinhauser, *Nucl. Phys. B* **482** (1996) 213, hep-ph/9606230.
- [128] A. Freitas, W. Hollik, W. Walter and G. Weiglein, *Phys. Lett. B* **495** (2000) 338 [Erratum-ibid. **B 570** (2003) 260], hep-ph/0007091;  
A. Freitas, S. Heinemeyer, W. Hollik, W. Walter and G. Weiglein, *Nucl. Phys. Proc. Suppl.* **89** (2000) 82, hep-ph/0007129.

- [129] M. Awramik and M. Czakon, *Phys. Lett.* **B 568** (2003) 48, hep-ph/0305248.
- [130] M. Awramik and M. Czakon, *Phys. Rev. Lett.* **89** (2002) 241801, hep-ph/0208113;  
 A. Onishchenko and O. Veretin, *Phys. Lett.* **B 551** (2003) 111, hep-ph/0209010;  
 M. Awramik, M. Czakon, A. Onishchenko and O. Veretin, *Phys. Rev.* **D 68** (2003) 053004, hep-ph/0209084.
- [131] G. Weiglein, *Acta Phys. Polon.* **B 29** (1998) 2735, hep-ph/9807222;  
 A. Stremplat, Diploma thesis (Univ. of Karlsruhe, 1998), see:  
[www-itp.physik.uni-karlsruhe.de/diplomatheses.de.shtml](http://www-itp.physik.uni-karlsruhe.de/diplomatheses.de.shtml) .
- [132] M. Awramik, M. Czakon, A. Freitas and G. Weiglein, *Phys. Rev.* **D 69** (2004) 053006, hep-ph/0311148.
- [133] G. Weiglein, *Eur. Phys. J.* **C 33** (2004) S630, hep-ph/0312314.
- [134] V. Abazov et al. [D0 Collaboration], *Nature* **429** (2004) 638, hep-ex/0406031;  
 P. Azzi et al. [CDF Collaboration, D0 Collaboration], hep-ex/0404010.
- [135] F. Jegerlehner, Talk presented at the LNF Spring School, Frascati, Italy, 1999, see:  
[www.ifh.de/~fjeger/Frascati99.ps.gz](http://www.ifh.de/~fjeger/Frascati99.ps.gz) ; hep-ph/0105283.
- [136] P. Chankowski, A. Dabelstein, W. Hollik, W. Mösle, S. Pokorski and J. Rosiek, *Nucl. Phys.* **B 417** (1994) 101.
- [137] D. Garcia and J. Solà, *Mod. Phys. Lett.* **A 9** (1994) 211.
- [138] P. Chankowski, S. Pokorski and J. Rosiek, *Nucl. Phys.* **B 423** (1994) 437, hep-ph/9303309.
- [139] M. Drees, K. Hagiwara and A. Yamada, *Phys. Rev.* **D 45** (1992) 1725.
- [140] S. Heinemeyer, PhD thesis, see: [www-itp.physik.uni-karlsruhe.de/phd.de.shtml](http://www-itp.physik.uni-karlsruhe.de/phd.de.shtml);  
 G. Weiglein, hep-ph/9901317.
- [141] G. Passarino and M. Veltman, *Nucl. Phys.* **B 160** (1979) 151.
- [142] A. Davydychev und J. B. Tausk, *Nucl. Phys.* **B 397** (1993) 123;  
 F. Berends und J. B. Tausk, *Nucl. Phys.* **B 421** (1994) 456.
- [143] W. Hollik, *Fortschr. Phys.* **38** (1990) 3.
- [144] D. Pierce, J. Bagger, K. Matchev and R. Zhang, *Nucl. Phys.* **B 491** (1997) 3, hep-ph/9606211.
- [145] A. Dabelstein, W. Hollik and W. Mösle, hep-ph/9506251;  
 W. Mösle, PhD thesis, University of Karlsruhe, Germany, 1997, see:  
[www-itp.physik.uni-karlsruhe.de/phd.de.shtml](http://www-itp.physik.uni-karlsruhe.de/phd.de.shtml) .
- [146] The LEP Collaborations and the LEP Electroweak Working Group, the SLD Electroweak Working Group and Heavy Flavour Groups, hep-ex/0312023.

- [147] K. Chetyrkin, A. Kataev and F. Tkachov, *Phys. Lett.* **B 85** (1979) 277;  
M. Dine and J. Sapirstein, *Phys. Rev. Lett.* **43** (1979) 668;  
W. Celmaster and R. Gonsalves, *Phys. Rev. Lett.* **44** (1980) 560;  
S. Gorishny, A. Kataev and S. Larin, *Phys. Lett.* **B 259** (1991) 144;  
L. Surguladze and M. Samuel, *Phys. Rev. Lett.* **66** (1991) 560;  
A. Kataev, *Phys. Lett.* **B 287** (1992) 209.
- [148] K. Chetyrkin and J. Kühn, *Phys. Lett.* **B 248** (1990) 359; *Phys. Lett.* **B 406** (1997) 102;  
K. Chetyrkin, J. Kühn and A. Kwiatkowski, *Phys. Lett.* **B 282** (1992) 221;  
K. Chetyrkin and A. Kwiatkowski, *Phys. Lett.* **B 305** (1993) 285; *Phys. Lett.* **B 319** (1993) 307, hep-ph/9310229.
- [149] B. Kniehl and J. Kühn, *Phys. Lett.* **B 224** (1990) 229; *Nucl. Phys.* **B 329** (1990) 547;  
K. Chetyrkin and J. Kühn, *Phys. Lett.* **B 308** (1993) 127;  
S. Larin, T. van Ritbergen and J. Vermaseren, *Phys. Lett.* **B 320** (1994) 159, hep-ph/9310378;  
K. Chetyrkin and O. Tarasov, *Phys. Lett.* **B 327** (1994) 114, hep-ph/9312323.
- [150] K. Chetyrkin, J. Kühn and A. Kwiatkowski, in: *Reports of the Working Group on Precision Calculations for the Z Resonance*, p. 175, CERN 95-03 (1995), eds. D. Bardin, W. Hollik and G. Passarino;  
K. Chetyrkin, J. Kühn and A. Kwiatkowski, *Phys. Rep.* **277** (1996) 189.
- [151] J. Fleischer, F. Jegerlehner, P. Rączka and O. Tarasov, *Phys. Lett.* **B 293** (1992) 437;  
G. Buchalla and A. Buras, *Nucl. Phys.* **B 398** (1993) 285;  
G. Degrossi, *Nucl. Phys.* **B 407** (1993) 271, hep-ph/9302288;  
K. Chetyrkin, A. Kwiatkowski and M. Steinhauser, *Mod. Phys. Lett.* **A 8** (1993) 2785.
- [152] A. Kwiatkowski and M. Steinhauser, *Phys. Lett.* **B 344** (1995) 359, hep-ph/9409314;  
S. Peris and A. Santamaria, *Nucl. Phys.* **B 445** (1995) 252, hep-ph/9502307.
- [153] R. Harlander, T. Seidensticker and M. Steinhauser, *Phys. Lett.* **B 426** (1998) 125, hep-ph/9712228;  
J. Fleischer, F. Jegerlehner, M. Tentyukov and O. Veretin, *Phys. Lett.* **B 459** (1999) 625, hep-ph/9904256.
- [154] A. Czarnecki and J. Kühn, *Phys. Rev. Lett.* **77** (1996) 3955, Erratum-ibid. **80** (1998) 893, hep-ph/9608366.
- [155] K. Hagiwara and H. Murayama, *Phys. Lett.* **B 246** (1990) 533.
- [156] C. Jünger, PhD Thesis, Univ. Karlsruhe, Shaker Verlag, Aachen 1997, ISBN 3-8265-2662-7, see: [www-itp.physik.uni-karlsruhe.de/phd.de.shtml](http://www-itp.physik.uni-karlsruhe.de/phd.de.shtml) .
- [157] J. Jersak, E. Laermann, P. Zerwas, *Phys. Rev.* **D 25** (1980) 1218 [Erratum-ibid. **D 36** (1987) 310];  
A. Djouadi, *Z. Phys.* **C 39** (1988) 561;

- A. Djouadi, B. Lampe, P. Zerwas, *Z. Phys. C* **67** (1995) 123; hep-ph/9411386;  
 J. Kühn, P. Zerwas et al., in: *Z Physics at LEP 1*, CERN 89-08 (1989), eds. G. Altarelli,  
 R. Kleiss, C. Verzegnassi, Vol. I, p. 267.
- [158] G. Altarelli and B. Lampe, *Nucl. Phys. B* **391** (1993) 3;  
 V. Ravindran and W. van Neerven, *Nucl. Phys. B* **445** (1998) 214, hep-ph/9809411;  
 S. Catani, M. Seymour, *JHEP* **9907** (1999) 023, hep-ph/9905424.
- [159] M. Awramik, M. Czakon, A. Freitas and G. Weiglein, *Phys. Rev. Lett.* **93** (2004) 201805, hep-ph/0407317; *Nucl. Phys. Proc. Suppl.* **135** (2004) 119, hep-ph/0408207;  
 hep-ph/0409142.
- [160] G. Degrassi, P. Gambino and A. Sirlin, *Phys. Lett. B* **394** (1997) 188, hep-ph/9611363.
- [161] A. Dabelstein, *Nucl. Phys. B* **456** (1995) 25, hep-ph/9503443; *Z. Phys. C* **67** (1995) 495, hep-ph/9409375;  
 P. Chankowski, S. Pokorski, J. Rosiek, *Nucl. Phys. B* **423** (1994) 437, hep-ph/9303309.
- [162] R. Hempfling and A. Hoang, *Phys. Lett. B* **331** (1994) 99, hep-ph/9401219;  
 R. Zhang, *Phys. Lett. B* **447** (1999) 89, hep-ph/9808299.
- [163] S. Martin, *Phys. Rev. D* **65** (2002) 116003, hep-ph/0111209; **D 66** (2002) 096001, hep-ph/0206136; **D 67** (2003) 095012, hep-ph/0211366. **D 68** 075002 (2003), hep-ph/0307101; *Phys. Rev. D* **70** (2004) 016005, hep-ph/0312092.
- [164] M. Carena, M. Quirós and C. Wagner, *Nucl. Phys. B* **461** (1996) 407, hep-ph/9508343;  
 H. Haber, R. Hempfling and A. Hoang, *Z. Phys. C* **75** (1997) 539, hep-ph/9609331.
- [165] S. Heinemeyer, W. Hollik and G. Weiglein, *Phys. Rev. D* **58** (1998) 091701, hep-ph/9803277; *Phys. Lett. B* **440** (1998) 296, hep-ph/9807423.
- [166] S. Heinemeyer, W. Hollik and G. Weiglein, *Eur. Phys. J. C* **9** (1999) 343, hep-ph/9812472.
- [167] S. Heinemeyer, W. Hollik and G. Weiglein, *Phys. Lett. B* **455** (1999) 179, hep-ph/9903404.
- [168] M. Carena, H. Haber, S. Heinemeyer, W. Hollik, C. Wagner and G. Weiglein, *Nucl. Phys. B* **580** (2000) 29, hep-ph/0001002.
- [169] S. Heinemeyer, W. Hollik and G. Weiglein, hep-ph/9910283;  
 J. Espinosa and R. Zhang, *JHEP* **0003** (2000) 026, hep-ph/9912236;  
 G. Degrassi, P. Slavich and F. Zwirner, hep-ph/0105096.
- [170] G. Degrassi, S. Heinemeyer, W. Hollik, P. Slavich and G. Weiglein, *Eur. Phys. J. C* **28** (2003) 133, hep-ph/0212020.
- [171] A. Pilaftsis, *Phys. Rev. D* **58** (1998) 096010, hep-ph/9803297;  
*Phys. Lett. B* **435** (1998) 88, hep-ph/9805373.

- [172] D. Demir, *Phys. Rev. D* **60** (1999) 055006, hep-ph/9901389;  
S. Choi, M. Drees and J. Lee, *Phys. Lett. B* **481** (2000) 57, hep-ph/0002287.
- [173] A. Pilaftsis and C. Wagner, *Nucl. Phys. B* **553** (1999) 3, hep-ph/9902371;  
M. Carena, J. Ellis, A. Pilaftsis and C. Wagner, *Nucl. Phys. B* **586** (2000) 92, hep-ph/0003180.
- [174] S. Heinemeyer, *Eur. Phys. J. C* **22** (2001) 521, hep-ph/0108059;  
M. Frank, S. Heinemeyer, W. Hollik and G. Weiglein, hep-ph/0212037; *in preparation*.
- [175] S. Heinemeyer, hep-ph/0407244.
- [176] J. Espinosa and R. Zhang, *Nucl. Phys. B* **586** (2000) 3, hep-ph/0003246.
- [177] A. Brignole, G. Degrassi, P. Slavich and F. Zwirner, *Nucl. Phys. B* **631** (2002) 195,  
hep-ph/0112177.
- [178] A. Brignole, G. Degrassi, P. Slavich and F. Zwirner, *Nucl. Phys. B* **643** (2002) 79,  
hep-ph/0206101.
- [179] A. Dedes, G. Degrassi and P. Slavich, *Nucl. Phys. B* **672** (2003) 144, hep-ph/0305127.
- [180] S. Heinemeyer, W. Hollik and G. Weiglein, *Comp. Phys. Comm.* **124** 2000 76, hep-ph/9812320; hep-ph/0002213.  
The codes are accessible via [www.feynhiggs.de](http://www.feynhiggs.de) .
- [181] T. Hahn, S. Heinemeyer, W. Hollik and G. Weiglein, MPP-2003-147, in proceedings of *Physics at TeV Colliders*, Les Houches, June 2003, hep-ph/0406152; *in preparation*.
- [182] S. Martin, hep-ph/0405022.
- [183] S. Heinemeyer, W. Hollik, and G. Weiglein, *Eur. Phys. J. C* **16** (2000) 139, hep-ph/0003022.
- [184] S. Heinemeyer, W. Hollik, J. Rosiek, and G. Weiglein, *Eur. Phys. J. C* **19** (2001) 535, hep-ph/0102081.
- [185] J. Branson et al. [CMS collaboration], hep-ph/0110021.
- [186] S. Heinemeyer, hep-ph/0408340.
- [187] B. Allanach, A. Djouadi, J. Kneur, W. Porod and P. Slavich, *JHEP* **0409** (2004) 044, hep-ph/0406166.
- [188] S. Heinemeyer, W. Hollik and G. Weiglein, *JHEP* **0006** (2000) 009, hep-ph/9909540.
- [189] M. Beneke, I. Efthymiopoulos, M. Mangano, J. Womersley, *Top Quark Physics*, in CERN-YR-2000/01, eds. G. Altarelli and M. Mangano, hep-ph/0003033.

- [190] M. Winter, LC Note LC-PHSM-2001-016, see [www.desy.de/~lcnotes/notes.html](http://www.desy.de/~lcnotes/notes.html) ; talk given at the LHC/LC study group meeting, CERN, July 2002, see: [www.ippp.dur.ac.uk/~georg/lhclc/](http://www.ippp.dur.ac.uk/~georg/lhclc/) .
- [191] J. Kühn and M. Steinhauser, *Nucl. Phys.* **B 619** (2001) 588 [Erratum-ibid. **B 640** (2002) 415], hep-ph/0109084; *JHEP* **0210** (2002) 018, hep-ph/0209357; A. Hoang, hep-ph/0204299; A. El-Khadra and M. Luke, *Ann. Rev. Nucl. Part. Sci.* **52** (2002) 201, hep-ph/0208114; G. Corcella and A. Hoang, *Phys. Lett.* **B 554** (2003) 133, hep-ph/0212297.
- [192] A. Hoang, *Applications of Two-Loop Calculations in the Standard Model and its Minimal Supersymmetric Extension*, PhD thesis, Universität Karlsruhe, Shaker Verlag, Aachen 1995.
- [193] A. Czarnecki and W. Marciano, *Phys. Rev.* **D 64** (2001) 013014, hep-ph/0102122.
- [194] M. Knecht, hep-ph/0307239; M. Passera, hep-ph/0411168.
- [195] A. Czarnecki, B. Krause and W. Marciano, *Phys. Rev. Lett.* **76** (1996) 3267, hep-ph/9512369; *Phys. Rev.* **D 52** (1995) 2619, hep-ph/9506256.
- [196] B. Krause, PhD thesis, Universität Karlsruhe, 1997, Shaker Verlag, ISBN 3-8265-2780-1.
- [197] S. Heinemeyer, D. Stöckinger and G. Weiglein, *Nucl. Phys.* **B 699** (2004) 103, hep-ph/0405255.
- [198] T. Moroi, *Phys. Rev.* **D 53** (1996) 6565 [Erratum-ibid. **D 56** (1997) 4424], hep-ph/9512396.
- [199] S. Abel, W. Cottingham and I. Whittingham, *Phys. Lett.* **B 259** (1991) 307; J. Lopez, D. Nanopoulos and X. Wang, *Phys. Rev.* **D 49** (1994) 366, hep-ph/9308336.
- [200] J. Ellis, D. Nanopoulos and K. Olive, *Phys. Lett.* **B 508** (2001) 65, hep-ph/0102331; R. Arnowitt, B. Dutta, B. Hu and Y. Santoso, *Phys. Lett.* **B 505** (2001) 177, hep-ph/0102344.
- [201] L. Everett, G. Kane, S. Rigolin and L. Wang, *Phys. Rev. Lett.* **86** (2001) 3484, hep-ph/0102145; U. Chattopadhyay and P. Nath, *Phys. Rev. Lett.* **86** (2001) 5854, hep-ph/0102157; S. Komine, T. Moroi and M. Yamaguchi, *Phys. Lett.* **B 506** (2001) 93, hep-ph/0102204; S. Martin and J. Wells, *Phys. Rev.* **D 64** (2001) 035003, hep-ph/0103067; H. Baer, C. Balazs, J. Ferrandis and X. Tata, *Phys. Rev.* **D 64** (2001) 035004, hep-ph/0103280; S. Martin and J. Wells, *Phys. Rev.* **D 67** (2003) 015002, hep-ph/0209309.
- [202] J. Feng and K. Matchev, *Phys. Rev. Lett.* **86** (2001) 3480, hep-ph/0102146.

- [203] A. Djouadi, M. Drees and J. Kneur, *JHEP* **0108** (2001) 055, hep-ph/0107316.
- [204] G. Degrassi and G. Giudice, *Phys. Rev. D* **58** (1998) 053007, hep-ph/9803384.
- [205] S. Heinemeyer, D. Stöckinger and G. Weiglein, *Nucl. Phys. B* **690** (2004) 62, hep-ph/0312264.
- [206] C. Chen and C. Geng, *Phys. Lett. B* **511** (2001) 77, hep-ph/0104151.
- [207] A. Arhrib and S. Baek, *Phys. Rev. D* **65** (2002) 075002, hep-ph/0104225.
- [208] R. Scharf, Diploma thesis, Universität Würzburg, 1991.
- [209] J. Vermaseren, math-ph/0010025.
- [210] See: [www.wolfram.com](http://www.wolfram.com) .
- [211] T. Hahn and C. Schappacher, *Comput. Phys. Comm.* **143** (2002) 54, hep-ph/0105349.
- [212] T. Hahn and M. Pérez-Victoria, *Comput. Phys. Comm.* **118** (1999) 153, hep-ph/9807565. see: [www.feynarts.de/formcalc](http://www.feynarts.de/formcalc) .
- [213] T. Hahn, *Nucl. Phys. Proc. Suppl.* **89** (2000) 231, hep-ph/0005029; see: [www.feynarts.de/looptools](http://www.feynarts.de/looptools) .
- [214] G. Weiglein, R. Scharf and M. Böhm, *Nucl. Phys. B* **416** (1994) 606, hep-ph/9310358; G. Weiglein, R. Mertig, R. Scharf and M. Böhm, in *New Computing Techniques in Physics Research 2*, ed. D. Perret-Gallix (World Scientific, Singapore, 1992), p. 617.
- [215] P. Nogueira, *J. Comput. Phys.* **105** (1993) 279.
- [216] R. Harlander and M. Steinhauser, *Phys. Lett. B* **574** (2003) 258, hep-ph/0307346.
- [217] M. Steinhauser, PhD thesis, University of Karlsruhe (Shaker Verlag, Aachen, 1996).
- [218] S. Larin, F. Tkachov and J. Vermaseren, Rep. No. NIKHEF-H/91-18 (Amsterdam, 1991).
- [219] T. Seidensticker, Diploma thesis (University of Karlsruhe, 1998), unpublished.
- [220] F. Yuasa et al., *Prog. Theor. Phys. Suppl.* **138**, 18 (2000), hep-ph/0007053; see <http://minami-home.kek.jp>.
- [221] R. Harlander and M. Steinhauser, *Prog. Part. Nucl. Phys.* **43** (1999) 167, hep-ph/9812357.
- [222] G. Weiglein, hep-ph/0109237.
- [223] S. Dittmaier, hep-ph/0308079.
- [224] A. Djouadi, J. Kalinowski and M. Spira, *Comput. Phys. Comm.* **108** (1998) 56, hep-ph/9704448.



- [225] J. Lee, A. Pilaftsis et al., *Comput. Phys. Comm.* **156** (2004) 283, hep-ph/0307377.
- [226] S. Heinemeyer and G. Weiglein, hep-ph/0012364.
- [227] S. Heinemeyer and G. Weiglein, hep-ph/0307177, in *Proceedings of the Workshop on Electroweak precision data and the Higgs mass*, DESY Zeuthen 2003, eds. S. Dittmaier and K. Mönig, DESY-PROC-2003-1;  
S. Heinemeyer, hep-ph/0406245, to appear in the proceedings of *Loops & Legs in Quantum Field Theory 2004*, Zinnowitz, Germany, April 2004.
- [228] M. Chanowitz, hep-ph/0304199.
- [229] G. Altarelli, F. Caravaglios, G. Giudice, P. Gambino and G. Ridolfi, *JHEP* **0106** (2001) 018, hep-ph/0106029.
- [230] G. Zeller et al. [NuTeV Collaboration], *Phys. Rev.* **D 65** (2002) 111103, [Erratum-ibid. **D 67** (2003) 119902] hep-ex/0203004.
- [231] S. Davidson, S. Forte, P. Gambino, N. Rius and A. Strumia, *JHEP* **0202** (2002) 037, hep-ph/0112302.
- [232] A. Kurylov, M. Ramsey-Musolf and S. Su, *Phys. Lett.* **B 582** (2004) 222, hep-ph/0307270;  
O. Brein, B. Koch and W. Hollik, hep-ph/0408331.
- [233] P. Ball, S. Khalil and E. Kou, *Phys. Rev.* **D 69** (2004) 115011, hep-ph/0311361.
- [234] T. Besmer, C. Greub and T. Hurth, *Nucl. Phys.* **B 609** (2001) 359, hep-ph/0105292;  
F. Borzumati, C. Greub, T. Hurth and D. Wyler, *Phys. Rev.* **D 62** (2000) 075005, hep-ph/9911245.
- [235] M. Neubert, hep-ph/0408179.
- [236] W. de Boer, A. Dabelstein, W. Hollik, W. Mösle and U. Schwickerath, *Z. Phys.* **C 75** (1997) 627, hep-ph/9607286; hep-ph/9609209;  
W. de Boer, M. Huber, C. Sander and D. Kazakov, *Phys. Lett.* **B 515** (2001) 283.
- [237] D. Pierce and J. Erler, *Nucl. Phys. Proc. Suppl.* **62** (1998) 97, hep-ph/9708374; *Nucl. Phys.* **B 526** (1998) 53, hep-ph/9801238.
- [238] G. Cho, K. Hagiwara, C. Kao and R. Szalapski, hep-ph/9901351;  
G. Cho and K. Hagiwara, *Phys. Lett.* **B 514** (2001) 123, hep-ph/0105037; see also Ref. [56].
- [239] W. de Boer and C. Sander, *Phys. Lett.* **B 585** (2004) 276, hep-ph/0307049.
- [240] G. Belanger, F. Boudjema, A. Cottrant, A. Pukhov and A. Semenov, hep-ph/0407218.
- [241] M. Peskin and J. Wells, *Phys. Rev.* **D 64** (2001) 093003, hep-ph/0101342.

- [242] A. Bartl, H. Eberl, S. Kraml, W. Majerotto and W. Porod, Proceedings, Linear Collider Workshop Sitges 1999, hep-ph/9909378;  
M. Berggren, R. Keränen, H. Nowak and A. Sopczak, Proceedings, Linear Collider Workshop Sitges 1999, hep-ph/9911345.
- [243] K. Desch, E. Gross, S. Heinemeyer, G. Weiglein and L. Zivkovic, *JHEP* **0409** (2004) 062, hep-ph/0406322.
- [244] L. Girardello and M. Grisaru, *Nucl. Phys. B* **194** (1982) 65.
- [245] I. Jack and D. Jones, *Phys. Lett. B* **457** (1999) 101, hep-ph/9903365.
- [246] S. Ambrosanio, A. Dedes, S. Heinemeyer, S. Su and G. Weiglein, *Nucl. Phys. B* **624** (2001) 3, hep-ph/0106255;  
A. Dedes, S. Heinemeyer, S. Su and G. Weiglein, hep-ph/0110219.
- [247] J. Ellis, S. Heinemeyer, K. Olive and G. Weiglein, *JHEP* **0301** (2003) 006, hep-ph/0211206.
- [248] J. Ellis, S. Heinemeyer, K. Olive and G. Weiglein, hep-ph/0411216.
- [249] M. Dine, W. Fischler, M. Srednicki, *Nucl. Phys. B* **189** (1981) 575;  
S. Dimopoulos, S. Raby, *Nucl. Phys. B* **192** (1981) 353;  
M. Dine, W. Fischler, *Phys. Lett. B* **110** (1982) 227;  
M. Dine, M. Srednicki, *Nucl. Phys. B* **202** (1982) 238;  
M. Dine, W. Fischler, *Nucl. Phys. B* **204** (1982) 346;  
L. Alvarez-Gaumé, M. Claudson, M. Wise, *Nucl. Phys. B* **207** (1982) 96;  
C. Nappi, B. Ovrut, *Phys. Lett. B* **113** (1982) 175;  
S. Dimopoulos, S. Raby, *Nucl. Phys. B* **219** (1983) 479.
- [250] M. Dine, A. Nelson, *Phys. Rev. D* **48** (1993) 1277, hep-ph/9303230;  
M. Dine, A. Nelson, Y. Shirman, *Phys. Rev. D* **51** (1995) 1362, hep-ph/9408384;  
M. Dine, A. Nelson, Y. Nir, Y. Shirman, *Phys. Rev. D* **53** (1996) 2658, hep-ph/9507378.
- [251] P. Fayet, *Phys. Lett. B* **70** (1977) 461; *Phys. Lett. B* **86** (1979) 272; *Phys. Lett. B* **175** (1986) 471; and in “*Unification of the fundamental particle interactions*”, eds. S. Ferrara, J. Ellis, P. van Nieuwenhuizen (Plenum, New York, 1980) p. 587.
- [252] A. Pomarol and R. Rattazzi, *JHEP* **9905** (1999) 013, hep-ph/9903448.
- [253] Z. Chacko, M. Luty and E. Ponton, *JHEP* **0004** (2000) 001, hep-ph/9905390.
- [254] E. Katz, Y. Shadmi and Y. Shirman, *JHEP* **9908** (1999) 015, hep-ph/9906296 .
- [255] I. Jack, D. Jones and R. Wild, *Phys. Lett. B* **535**, 193 (2002), hep-ph/0202101.
- [256] R. Barate et al. [ALEPH Collaboration], *Phys. Lett. B* **499** (2001) 53, hep-ex/0010062.

- [257] J. Ellis, J. Hagelin, D. Nanopoulos, K. Olive and M. Srednicki, *Nucl. Phys.* **B238** (1984) 453;  
H. Goldberg, *Phys. Rev. Lett.* **50** (1983) 1419;  
J. Ellis, T. Falk, G. Ganis, K. Olive and M. Srednicki, *Phys. Lett. B* **510** (2001) 236, hep-ph/0102098.
- [258] S. Ambrosanio, S. Heinemeyer, B. Mele, S. Petrarca, G. Polesello, A. Rimoldi and G. Weiglein, hep-ph/0002191.
- [259] C. Bennett et al., *Astrophys. J. Suppl.* **148** (2003) 1, astro-ph/0302207;  
D. Spergel et al., *Astrophys. J. Suppl.* **148** (2003) 175, astro-ph/0302209.
- [260] J. Ellis, K. Olive, Y. Santoso and V. Spanos, *Phys. Lett. B* **565** (2003) 176, hep-ph/0303043.
- [261] U. Chattopadhyay, A. Corsetti and P. Nath, *Phys. Rev. D* **68** (2003) 035005, hep-ph/0303201;  
H. Baer and C. Balazs, *JCAP* **0305**, 006 (2003), hep-ph/0303114;  
A. Lahanas and D. Nanopoulos, *Phys. Lett. B* **568**, 55 (2003), hep-ph/0303130;  
R. Arnowitt, B. Dutta and B. Hu, hep-ph/0310103.
- [262] K. Chetyrkin, M. Misiak and M. Münz, *Phys. Lett. B* **400**, (1997) 206, [Erratum-ibid. **B 425** (1998) 414] hep-ph/9612313;  
P. Gambino and M. Misiak, *Nucl. Phys. B* **611** (2001) 338, hep-ph/0104034.
- [263] P. Cho, M. Misiak and D. Wyler, *Phys. Rev. D* **54**, 3329 (1996), hep-ph/9601360;  
A. Kagan and M. Neubert, *Eur. Phys. J. C* **7** (1999) 5, hep-ph/9805303;  
A. Ali, E. Lunghi, C. Greub and G. Hiller, *Phys. Rev. D* **66** (2002) 034002, hep-ph/0112300;  
G. Hiller and F. Krüger, *Phys. Rev. D* **69** (2004) 074020, hep-ph/0310219.
- [264] R. Barate et al. [ALEPH Collaboration], *Phys. Lett. B* **429** (1998) 169;  
S. Chen et al. [CLEO Collaboration], *Phys. Rev. Lett.* **87** (2001) 251807, hep-ex/0108032;  
P. Koppenburg et al. [Belle Collaboration], *Phys. Rev. Lett.* **93** (2004) 061803, hep-ex/0403004;  
K. Abe et al. [Belle Collaboration], *Phys. Lett. B* **511** (2001) 151, hep-ex/0103042;  
B. Aubert et al. [BABAR Collaboration], hep-ex/0207074; hep-ex/0207076;  
see also [www.slac.stanford.edu/xorg/hfag/](http://www.slac.stanford.edu/xorg/hfag/) .
- [265] T. Barklow, hep-ph/0312268.