

Limits on ν_τ mass by DELPHI

D. L. Perego^a

^aOn behalf of the DELPHI Collaboration,
 Università degli Studi di Milano-Bicocca and INFN,
 Piazza della Scienza 3, I-20126 Milan, Italy
 E-mail: davide.perego@mib.infn.it

A limit on the tau neutrino mass is obtained using all the $Z^0 \rightarrow \tau^+\tau^-$ data collected at LEP by the DELPHI detector between 1992 and 1995. In this analysis events in which one of the taus decays into one charged particle, while the second τ decays into five charged pions (1-5 topology) have been used.

The neutrino mass is determined from a bidimensional fit on the invariant mass $m_{5\pi}^*$ and on the energy $E_{5\pi}$ of the five π^\pm system. The result found is $m_{\nu_\tau} < 48.0 \text{ MeV}/c^2$ at 95% confidence level.

1. Introduction

The question whether neutrinos are massive is one of the outstanding issues in particle physics, astrophysics and cosmology.

Among the possible frameworks, the “see-saw” mechanism [1] is considered to be the most interesting because it explains the smallness of neutrino masses by connecting them to the scale of new physics. In fact the see-saw mechanism assumes a neutrino mass hierarchy similar to that of quarks or leptons.

On the basis of cosmological arguments a stable tau neutrino with a mass larger than a few eV/c^2 cannot exist; however unstable neutrinos can be more massive, so a direct neutrino mass measurement of the order of a few MeV/c^2 would suggest that the ν_τ is unstable [2].

The clearest evidence of neutrinos having mass comes from the oscillation experiments [3], even if this kind of experiments cannot give the neutrino mass scale. Only direct measurements can do it and the most recent experiments [4] have fixed the mass of the ν_e to be about $2 \text{ eV}/c^2$. However the results of the oscillation experiments must be confirmed before concluding that massive unstable neutrinos cannot exist.

The kinematic properties of the observed final state in hadronic τ decays give direct bounds on m_{ν_τ} . The best decay channels for a missing

mass measurement are those with a high hadronic mass, where the little energy is available for undetected neutrinos. This kind of τ decays presents a small branching fraction, so the data sample generally consists of a few events.

High multiplicity decays $\tau^\pm \rightarrow 3\pi^\pm 2\pi^\mp \bar{\nu}_\tau(\nu_\tau)$ have been selected for this analysis. The end point of the invariant mass distribution of the hadronic system, compared to m_τ , gives a limit on the ν_τ mass.

Several direct experimental measurements have been done on the ν_τ mass. The world’s best limit was obtained by the ALEPH Collaboration [5,6] with $m_{\nu_\tau} < 18.2 \text{ MeV}/c^2$ at 95% confidence level.

2. The method

Multi-hadron decays of the τ lepton [7,8] are due to the couplings of the charged weak current to hadrons, which in the case of $\tau^\pm \rightarrow 5\pi^\pm \nu_\tau$ decays reduces to the coupling of the W^\pm boson to the ud' current.

We can describe the tau decay as a two-body decay:

$$\tau^-(E_\tau, \vec{p}_\tau) \rightarrow h^-(E_h, \vec{p}_h) + \nu_\tau(E_\nu, \vec{p}_\nu) \quad (1)$$

where the hadronic system h^- is composed by five pions. In the tau rest frame, the energy of the hadronic system is used to compute the value of m_{ν_τ} because of its dependence on m_τ , m_h and

m_{ν_τ} :

$$E_h^* = \frac{m_\tau^2 + m_h^2 - m_{\nu_\tau}^2}{2m_\tau} \quad (2)$$

In the laboratory frame this energy becomes:

$$E_h = \gamma(E_h^* + \beta p_h^* \cos \theta) \quad (3)$$

where β is the tau velocity, γ is the boost factor and θ is the angle between the direction of the τ and that of the hadronic system in the tau rest frame. We assume that the τ energy, E_τ , is equal to the beam energy, E_{beam} . Initial (ISR) and final (FSR) state radiation can reduce E_τ and will be considered later in section 6.

Because of the undetected neutrino, the direction of the τ is not determined, so m_{ν_τ} cannot be computed directly. However, the energy of the hadronic system is helpful because it partially recovers the loss of information. In fact E_h depends on $\cos \theta$ and it must fall inside the interval $E_{min} \leq E_h \leq E_{max}$:

$$E_h^{min,max} = \gamma(E_h^* \pm \beta p_h^*) \quad (4)$$

As a consequence kinematic allowed regions are defined for different values assumed by m_{ν_τ} , as shown in Fig. 1.

The probability to find an event in the allowed region clearly depends on the kinematic of the decay and on the resonance structure. Because both the invariant mass $m_{5\pi}^*$ and the $E_{5\pi}/E_{beam}$ of the hadronic system are functions of the measured momenta, a positive correlation arises between these two quantities. The error ellipses for each event must be taken into account, so that, as shown in Fig. 1, event 1 constrains the neutrino mass m_{ν_τ} much more than event 2, even if the latter has a higher hadronic mass. This is the advantage of fitting the distribution of the two variables $m_{5\pi}^*$ and $E_{5\pi}/E_{beam}$, rather than $m_{5\pi}^*$ alone.

3. The DELPHI detector

The DELPHI detector and its performances are described in detail in [9,10]. The whole detector, composed by a main central part (*barrel*) and by two forward regions (*end-caps*), covers the full

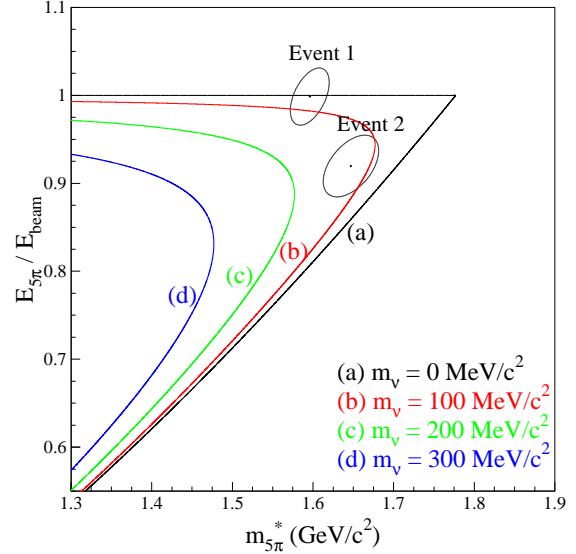


Figure 1. Two hypothetical $\tau^\pm \rightarrow 5\pi^\pm \nu_\tau$ events have been plotted in the $(m_{5\pi}^*, E_{5\pi}/E_{beam})$ plane with their error ellipses. The coloured lines bound the kinematic allowed regions for different values of m_{ν_τ} .

solid angle. A superconducting solenoid provides a uniform axial magnetic field of 1.23 T. Charged particles are tracked in the barrel region using a combination of four cylindrical subdetectors: the silicon Vertex Detector (VD), the Inner Detector (ID), the Time Projection Chamber (TPC) and the Outer Detector (OD). Electron and photon identification is provided by the High density Projection Chamber (HPC) located outside the OD.

4. Data selection

For LEP centre-of-mass energies of $\sqrt{s} \simeq M_{Z^0}$, τ^+ and τ^- are produced back-to-back (ignoring radiative effects). Each τ decays producing one, three or more charged particles in addition to one or two neutrinos and, possibly, neutral mesons. All particles apart from neutrinos can be detected by DELPHI. $e^+e^- \rightarrow Z^0 \rightarrow \tau^+\tau^-$ decays are

easy to identify because the two back-to-back jets are narrow and with low charged multiplicity. The presence of neutrinos implies that not all the energy in the event is seen and the invariant mass of the final state particles m_h^* is less than m_τ .

The background from multi-hadron production $e^+e^- \rightarrow Z^0 \rightarrow q\bar{q}$ at LEP energies can easily be reduced since it is characterized by a relatively high charged multiplicity and by a high invariant mass. Final states from $e^+e^- \rightarrow e^+e^-$ and $e^+e^- \rightarrow \mu^+\mu^-$ leave very characteristic signatures in DELPHI and are effectively discriminated.

The analysis presented here is based on the data collected by DELPHI from 1992 to 1995; the centre-of-mass energy \sqrt{s} of the e^+e^- system was between 89 and 93 GeV.

4.1. $e^+e^- \rightarrow Z^0 \rightarrow \tau^+\tau^-$ selection

The first step in data selection was to reject all non- Z^0 decay (cosmics, secondary interactions in the vacuum pipe, etc.). Each event has been divided into two hemispheres defined by the plane perpendicular to the thrust axis. It was required that the reconstructed topology was one charged particle in one side and five in the other (1-5 topology).

Events were accepted if P_{vis} , the sum of the momenta of all the charged particles plus the total neutral electromagnetic energy, was greater than $0.09 \cdot \sqrt{s}$, rejecting some of the hadronic Z^0 decays, $\gamma\gamma$ interactions and beam gas interactions. To reject cosmics and to reduce further the contamination from beam gas events it was required that, defining particles 1 and 2 as the most energetic in each hemisphere, $r_{1,2} < 1.5$ cm and $|z_{1,2}| < 4.5$ cm, where r_j and z_j are their transverse and longitudinal distances of closest approach to the average beam spot.

Part of the hadronic $q\bar{q}$ background was rejected by the requirement on the topology and on the impact parameters as described above. The remaining low multiplicity $q\bar{q}$ and $\gamma\gamma$ events can be easily rejected by requiring that the isolation angle θ_{iso} be greater than 160° . The isolation angle is defined as the minimum angle between any pair of tracks belonging to opposite hemispheres.

Table 1

Composition of the selected data sample

Background Class	Background Source	
	$5\pi^\pm\pi^0$	8.3%
$\tau \rightarrow X$ (*)	$3\pi^\pm$	2.3%
	$3\pi^\pm n\pi^0$	3.4%
non- τ	$q\bar{q}$	all at $m_{had}^* > m_\tau$

(*) in the fit region it is reasonably flat

Another discriminating variable was the total momentum of the 5-prong system, P_5 . It must be greater than 30 GeV/c. Even if either θ_{iso} and P_5 are related to the invariant mass of the hadronic system, the distribution of $m_{5\pi}^*$ in the region of the end point is not affected by these selections.

To reduce further $q\bar{q}$ it was required that the total number of neutrals must be less than six. The hadronic Z^0 decays usually have a large number of neutrals, whereas $\tau^+\tau^-$ events should have no or few neutrals. Four-fermion background was suppressed by the requirement on the topology.

4.2. $\tau^\pm \rightarrow 3\pi^\pm 2\pi^\mp \bar{\nu}_\tau(\nu_\tau)$ selection

The minimum momentum among the five charged particles and the minimum number of hits in the Vertex Detector help to reject those events that are reconstructed with a 5-prong multiplicity because of a secondary interaction or a π^0 Dalitz decay ($\pi^0 \rightarrow \gamma e^+e^-$), as for example $\tau^\pm \rightarrow 3\pi^\pm \nu_\tau \geq \pi^0$. For this kind of events, secondary interactions or successive decays cause a degradation of the outgoing momenta. Events with P_{min} less than 0.5 GeV/c were rejected.

The minimum invariant mass of pairs of oppositely charged particles in the hemisphere containing five tracks, m_{ee}^* (assuming the electron mass for both), was required to be greater than 0.05 GeV/c², to reject events with a $\gamma \rightarrow e^+e^-$ conversion. The $\tau^\pm \rightarrow 5\pi^\pm \nu_\tau \geq \pi^0$ decays are rejected requiring the maximum value of the electromagnetic energy being less than 4 GeV.

4.3. Final data sample

The composition of the selected data sample, as determined with the Montecarlo, is listed in Table 1.

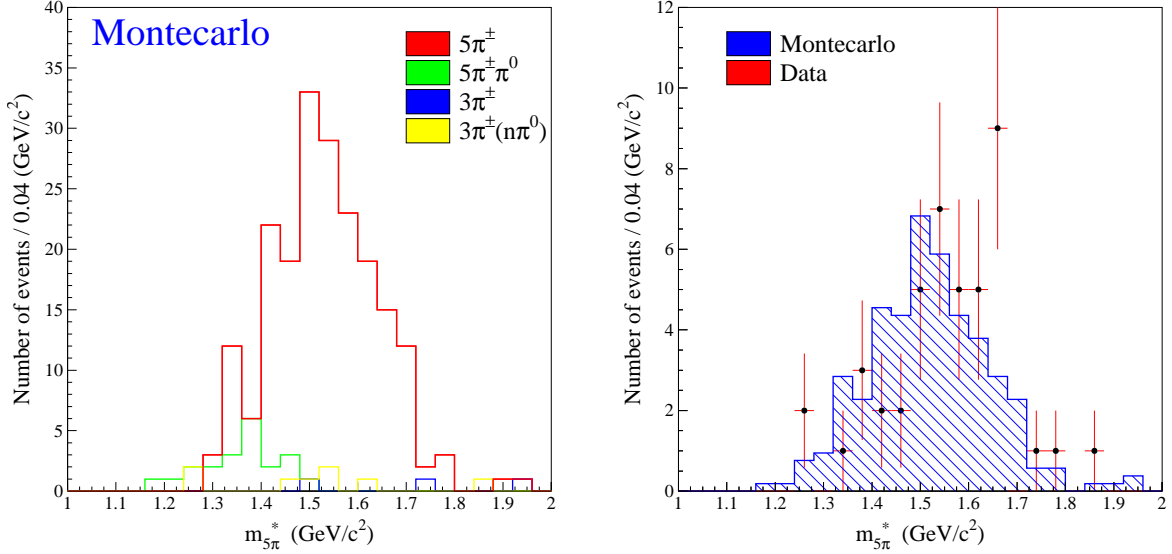


Figure 2. Distribution of the hadronic invariant mass from simulation (*left*) and the comparison between Montecarlo and data (*right*).

A total of 47 $\tau^\pm \rightarrow 5\pi^\pm\nu_\tau$ candidates have been selected in the data. Fig. 2 shows the distribution of the hadronic invariant mass $m_{5\pi}^*$ for the simulation (signal and backgrounds) and a comparison between the simulation and data. $Z^0 \rightarrow q\bar{q}$ events have values of the invariant mass greater than 2 GeV/c^2 ; other kind of τ decays have small values of $m_{5\pi}^*$, so they are located on the left side of the invariant mass spectrum.

5. The likelihood function

In order to determine the upper limit on m_{ν_τ} an unbinned likelihood fit has been performed. The likelihood function depends both on the invariant mass $m_{5\pi}^*$ and on the energy $E_{5\pi}$ of the hadronic system:

$$\mathcal{L} = \prod_{i=1}^{N_{obs}} P(m_i^*, E_i | m_{\nu_\tau}) \quad (5)$$

where N_{obs} is the number of the selected candidates, while $P(m_i^*, E_i | m_{\nu_\tau})$ is the probability for

observing each selected event i at the position $(m_i^* \equiv m_{5\pi}^*, E_i \equiv E_{5\pi}/E_{beam})$ in the kinematic plane defined as a function of the tau neutrino mass m_{ν_τ} :

$$P(m_i^*, E_i | m_{\nu_\tau}) = \frac{1}{N} \frac{d^2 N(m_i^*, E_i | m_{\nu_\tau})}{dm dE} \quad (6)$$

$$\otimes \mathcal{R}(m, E, \rho, \sigma_m, \sigma_E)$$

$$\otimes \epsilon(m, E)$$

where \mathcal{R} is the experimental resolution function of the detector and ϵ is the selection efficiency. Both \mathcal{R} and ϵ could be a function of either the invariant mass and the normalized energy. The shape of the resolution function \mathcal{R} has been determined from simulation. Since the two variables are correlated, \mathcal{R} is a 2D gaussian depending on the three parameters σ_m , σ_E and ρ . The invariant mass resolution is about $16 \text{ MeV}/c^2$ (in average) and the normalized energy resolution is of the order of 10^{-2} ($\sigma_E \simeq 500 \text{ MeV}$). If the resolution is constant, the experimental resolution function can be factorized, and the likelihood \mathcal{L} becomes

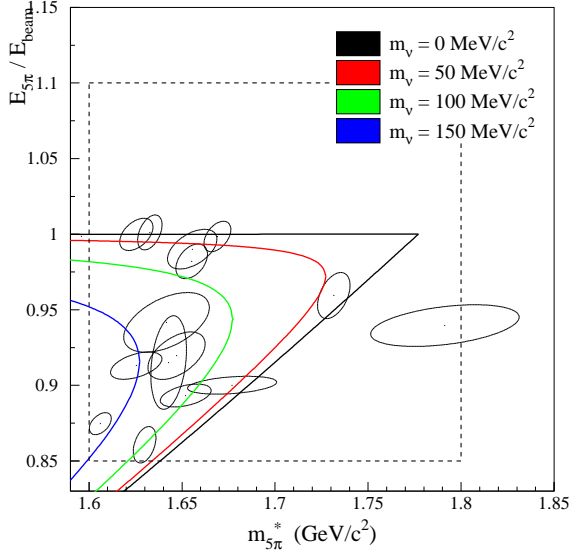


Figure 3. Distribution in the upper part of the $(m_{5\pi}^*, E_{5\pi}/E_{beam})$ plane for $\tau^\pm \rightarrow 5\pi^\pm\nu_\tau$ candidates. The coloured lines bound the kinematic allowed regions for different values of m_{ν_τ} .

simpler. In this analysis each event is considered with its proper resolution.

The selection efficiency ϵ was found to be constant with respect to the invariant mass and the energy if $m_{5\pi}^* > 1.6$ GeV/c² and $E_{5\pi}/E_{beam}$ greater than 0.85. As a consequence, the fit will be restricted to this region of the $(m_{5\pi}^*, E_{5\pi}/E_{beam})$ plane. Fig. 3 shows this upper part of the plane with the 15 candidates used in the fit.

The theoretical prediction $P(m_i^*, E_i | m_{\nu_\tau})$ has been calculated as a function of m_{ν_τ} including initial (ISR) and final (FSR) state radiation with the KORALZ 4.0 [11] Montecarlo event generator for $e^+e^- \rightarrow Z^0 \rightarrow \tau^+\tau^-$. The KORALZ 4.0 simulator incorporated the TAUOLA 2.4 [12] package for modelling the τ lepton decays.

The $1/N$ factor in equation (6) ensures that the probability density used in the event likelihood is normalized for any values of neutrino mass because the distribution of events in the kinematic

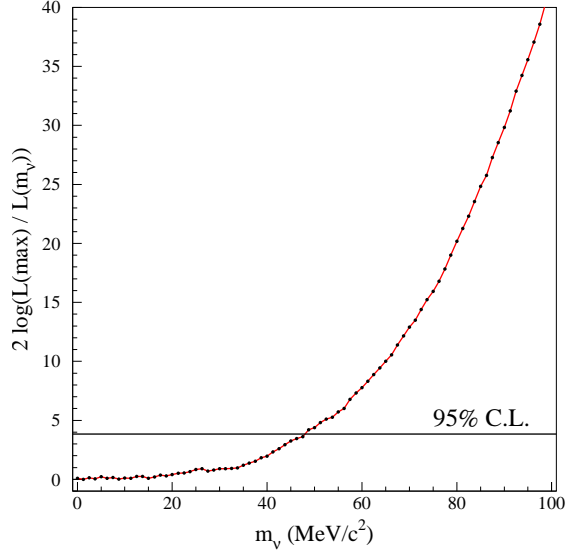


Figure 4. Log-likelihood of $\tau^\pm \rightarrow 5\pi^\pm\nu_\tau$ data fit as a function of the tau neutrino mass. The result gives $m_{\nu_\tau} < 48$ MeV/c² at 95% CL.

allowed region of the $(m_{5\pi}^*, E_{5\pi}/E_{beam})$ plane depends on the value of m_{ν_τ} .

The fraction of backgrounds has been determined from simulation. As shown in Fig. 2, hadronic events have values of the invariant mass greater than m_τ , while background from $\tau \rightarrow 3\pi^\pm \geq 1\pi^0\nu_\tau$ or $\tau^\pm \rightarrow 5\pi^\pm\pi^0\nu_\tau$ gives contribution in the low invariant mass part of the spectrum. The end point of $m_{5\pi}^*$ is therefore reasonably background-free. However a flat background (6% of signal) has been considered, so the likelihood was expanded as:

$$\mathcal{L} = \alpha \mathcal{L}_{signal} + (1 - \alpha) \mathcal{L}_{bgd} \quad (7)$$

where α is the background fraction. Only 15 of the 47 selected candidates are in the fit region. The fit gives an upper limit on the neutrino mass of $m_{\nu_\tau} < 48.0$ MeV/c² at 95% CL. Fig. 4 shows the log-likelihood for these 15 events.

A possible bias in the analysis method has been investigated by fitting high statistics Montecarlo

Table 2

Comparison between input values for the ν_τ mass and best fit results

m_{ν_τ} (MeV/ c^2)	Best Fit (MeV/ c^2)
0.0	$7.3^{+30.7}_{-7.3}$
30.0	$34.0^{+17.2}_{-32.0}$
60.0	$55.2^{+19.0}_{-24.0}$

Table 3

95% CL m_{ν_τ} limits for different decay structures

	m_{ν_τ} (MeV/ c^2)	CL
pure phase space	< 48.0	95%
$\tau^\pm \rightarrow a_1^\pm \pi^\pm \pi^\mp \bar{\nu}_\tau(\nu_\tau)$	< 47.9	95%
$\tau^\pm \rightarrow \rho 2\pi^\pm \pi^\mp \bar{\nu}_\tau(\nu_\tau)$	< 46.3	95%
$\tau^\pm \rightarrow 2\rho \pi^\pm \bar{\nu}_\tau(\nu_\tau)$	< 44.5	95%

samples with three different input values of m_{ν_τ} : 0, 30 and 60 MeV/ c^2 . In all cases the best fit results are in good agreement with the input values. The corresponding values are listed in Table 2.

The expected best limit for $m_{\nu_\tau} = 0$ MeV/ c^2 is about 30 MeV/ c^2 .

6. Systematic effects

Four sources of systematic errors have been considered. For each source a new fit has been performed after having changed the parameter of that particular source by one standard deviation. The difference between the 95% CL upper limit on the tau neutrino mass computed in section 5 and the one obtained by the modified likelihood has been considered as the systematic effect due to that particular source. Then all these variations have been summed in quadrature to obtain the global systematic error which can be added linearly to the upper limit of the original fit.

The systematic sources considered in this analysis are summarized in the following:

- the tau mass m_τ and its energy E_τ ;
- detector effects such as the hadronic mass scale and the experimental resolution func-

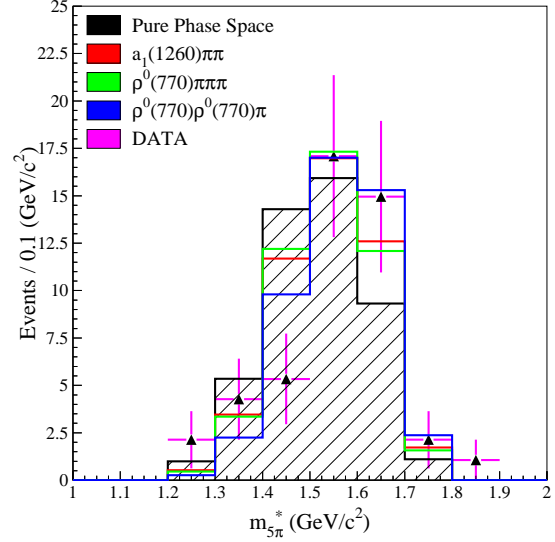


Figure 5. Distributions of the hadronic invariant mass for data (dots) and four models of decay. The black hatched histogram indicates the pure phase space model, while the red, green and blue lines are the distributions obtained by means of three different intermediate resonance structures.

tion. The DELPHI hadronic mass scale studied using the $D^0 \rightarrow K^- \pi^+ \pi^- \pi^+$ decay shows a shift of +4 MeV/ c^2 [13];

- the selection efficiency and the effect of the size of the fitted region;
- the intermediate structure of the decay. The hadronic invariant mass depends on the dynamics of the decay. Intermediate resonances have the effect of shifting the shape of $m_{5\pi}^*$ spectrum to higher q^2 values. Some studies have been performed by assuming $\tau^\pm \rightarrow a_1^\pm \pi^\pm \pi^\mp \bar{\nu}_\tau(\nu_\tau)$ decay, $\tau^\pm \rightarrow \rho 2\pi^\pm \pi^\mp \bar{\nu}_\tau(\nu_\tau)$ or $\tau^\pm \rightarrow 2\rho \pi^\pm \bar{\nu}_\tau(\nu_\tau)$. Fig. 5 shows the invariant mass distribution compared with those predicted by a pure phase space model and by the models with intermediate resonances. A model

Table 4
Systematic variations of the 95% CL upper limit on m_{ν_τ}

Source	Variation of m_{ν_τ} limit (MeV/ c^2)
m_τ	0.3
E_{beam}	<0.1
experimental resolution	2.5
mass calibration	1.0
fit region	0.7
total	2.8
hadronic mass scale	+4.0

with a $2\rho\pi^\pm$ seems to be preferred. However, because of the small number of observed events, it is not possible to state which is the correct resonance. Table 3 shows the 95% CL upper limits obtained for the resonance structures considered.

Table 4 summarises all the variations considered in this analysis.

7. Review of the existing collider results

There are some interesting limits on the ν_τ mass obtained by collider experiments. Recent results are summarized in Table 5 and shortly presented in the following sections.

7.1. Low energy measurements

The main difference between measurements performed at different \sqrt{s} values is that the selection between high multiplicity τ decays and low multiplicity hadronic events from $e^+e^- \rightarrow q\bar{q}$ becomes easier and easier with the increasing of the center-of-mass energy. So LEP experiments select $\tau^+\tau^-$ events more efficiently and with a higher purity. On the other hand, taus are produced more abundantly at CESR.

CLEO collected tau pairs produced at a center-of-mass energy of 10.6 GeV. The analysis was performed using $\tau^\pm \rightarrow 5\pi^\pm\nu_\tau$ events and fitting the 36 selected events, using the invariant mass and the hadronic energy. The 95% CL upper limit

was $m_{\nu_\tau} < 33.9$ MeV/ c^2 [14].

In addition CLEO analyzed $\tau^\pm \rightarrow 3\pi^\pm 2\pi^0\nu_\tau$ decays. This channel can be studied better at low energy machine, because at LEP photons from π^0 conversions are highly collimated and the selection more difficult. An upper limit at the 95% confidence level of 35.9 MeV/ c^2 was found. The combined result found by CLEO is 30.0 MeV/ c^2 [14].

An analysis with $\tau^\pm \rightarrow 3\pi^\pm\pi^0\bar{\nu}_\tau(\nu_\tau)$ decays was also done [15]. This is a useful decay because of the larger branching ratio than 5-prong, and in addition the invariant mass is very close to m_τ . From a data sample of 29058 candidates, the obtained 95% CL upper limit on the tau neutrino mass is 28.0 MeV/ c^2 .

Fig. 6 shows the distribution of the 5 body selected events in the $(m_{5\pi}^*, E_{5\pi}/E_{beam})$ plane.

ARGUS used $\tau^\pm \rightarrow 5\pi^\pm\nu_\tau$ events collected at center-of-mass energy of about 10.6 GeV. Performing a fit only to the hadronic invariant mass, the result was $m_{\nu_\tau} < 31.0$ MeV/ c^2 [16].

7.2. High energy measurements

At LEP energy, $\tau^+\tau^-$ events present a typical two back-to-back narrow jets structure. ALEPH and OPAL, as DELPHI, have analyzed data collected at center-of-mass energy equal or close to the Z^0 resonance.

ALEPH obtained two separate limits by fitting the distribution of the visible energy and the invariant mass. The fits to the 2939 $\tau^\pm \rightarrow 3\pi^\pm\nu_\tau$ and to the 55 $\tau^\pm \rightarrow 5\pi^\pm(\pi^0)\nu_\tau$ events have given 95% CL upper limits on m_{ν_τ} of 26.5 MeV/ c^2 and 22.3 MeV/ c^2 respectively. These two results have been combined to obtain a 95% confidence level upper limit of 18.2 MeV/ c^2 , and this is the world's best limit on m_{ν_τ} [6]. Fig. 7 shows the distribution of events in the upper part of the $(m_{5\pi}^*, E_{5\pi}/E_{beam})$ plane for the 5-prong data.

Also OPAL determined an upper limit for m_{ν_τ} with the decay $\tau^\pm \rightarrow 5\pi^\pm\nu_\tau$. A limit of 43.2 MeV/ c^2 at 95% CL has been obtained using a two-dimensional method in the hadronic invariant mass and energy distributions from 22 selected candidates [17]. Combining this result with OPAL's previously published measurement using $\tau^+\tau^- \rightarrow 3h^\pm\bar{\nu}_\tau + 3h^\mp\nu_\tau$ decays, a new limit of

Table 5
Limits on the ν_τ mass in MeV/c^2 from multi-hadron τ decays

Experiment	Mode				
	$3\pi\nu_\tau$	$3\pi\pi^0\nu_\tau$	$3\pi 2\pi^0\nu_\tau$	$5\pi(\pi^0)\nu_\tau$	Combined
ARGUS				31.0	
CLEO		28.0	35.9	33.9	30.0
ALEPH	26.5			22.3	18.2
OPAL	35.3(*)			43.2	27.6

(*) from $\tau^+\tau^- \rightarrow 3h^\pm\bar{\nu}_\tau + 3h^\mp\nu_\tau$ decays

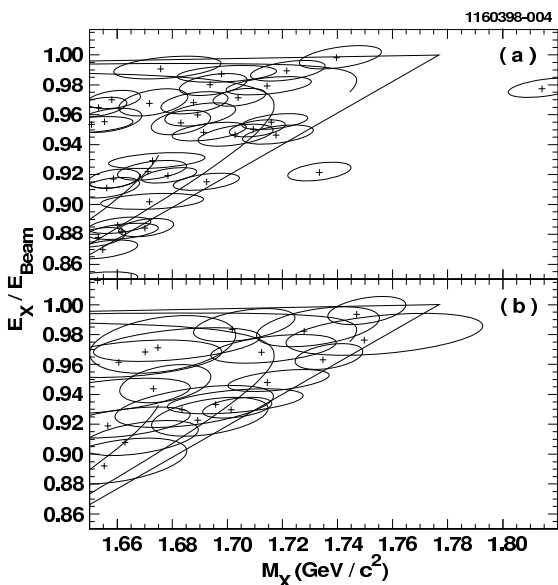


Figure 6. The hadronic scaled mass energy versus mass distribution of the $5\pi^\pm$ (a) and $3\pi^\pm 2\pi^0$ (b) data sample in the fit region from CLEO Collaboration.

$m_{\nu_\tau} < 27.6 \text{ MeV}/c^2$ (95% CL) was obtained [18].

Before the 5-prong analysis presented here, DELPHI has set a limit with a measurement of the leptonic branching fractions of the τ lepton. The 95% confidence level limit found was $66.0 \text{ MeV}/c^2$ [19]. This method is however limited by the precision of the leptonic branching ratio measurements, and is not competitive with the one described in this talk.

8. Conclusions

The CLEO experiment had analyzed a very large statistics sample and its mass and energy resolutions were better than LEP experiments.

Looking at Fig. 3 and 7, it's easy to outline that with comparable mass and energy resolutions, the position of events in the $(m_{5\pi}^*, E_{5\pi}/E_{beam})$ plane determines a “luck factor” for an experiment. So, the ALEPH limit is strongly driven by the two candidates lying in top right-hand corner of the kinematic allowed region. The most sensitive region of that plane for OPAL and DELPHI is empty. OPAL and DELPHI's 5-prong analysis present very similar results.

Acknowledgements

The author thanks Clara Matteuzzi, Tommaso Tabarelli de Fatis and Francisco Matorras for their helpful suggestions and for many discussions for this analysis.

REFERENCES

1. M. Gell-Mann, P. Ramond, R. Slansky, Supergravity, North-Holland, Amsterdam, 1979.
2. H. Harari, Nucl. Phys. B (Proc. Suppl.) 13 (1990), 103; Proceedings of the Third Workshop on Tau Lepton Physics, Ed. by L. Roladi, North Holland (1994).
3. T. Kajita for SUPERKAMIOKANDE and KAMIOKANDE Coll., talk given at NEUTRINO 98, Takayama, Japan, hep-ex/9810001.
4. E. W. Otten, Prog. in Part. and Nucl. Phys., 48 (2002), 133.

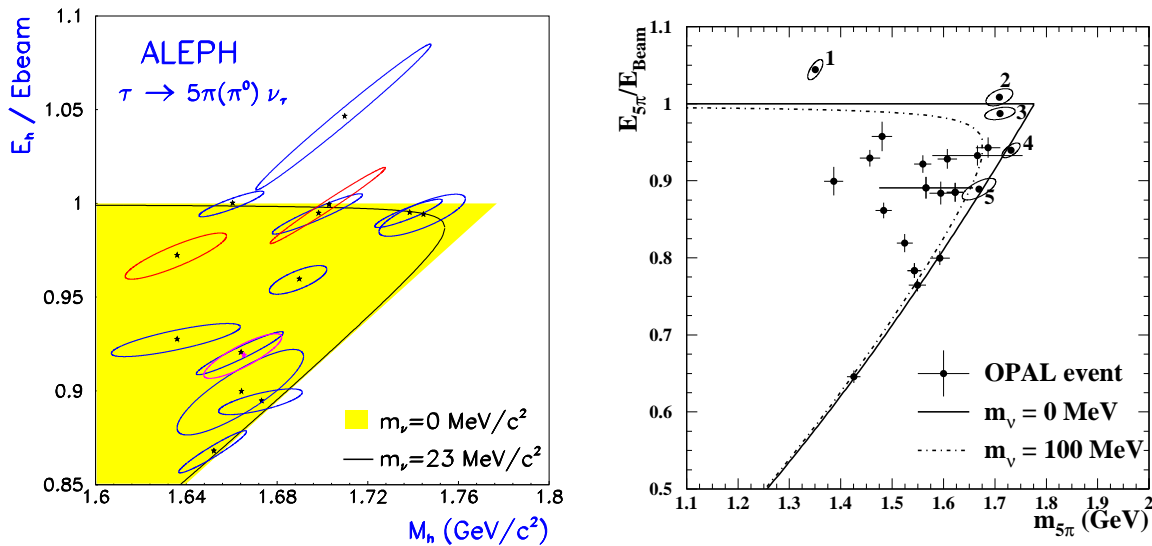


Figure 7. $\tau^\pm \rightarrow 5\pi^\pm (\pi^0) \nu_\tau$ candidates in the upper part of the $(m_{5\pi}^*, E_{5\pi}/E_{beam})$ plane from ALEPH (left) and OPAL (right).

5. ALEPH Coll., Phys. Lett., **B349** (1995), 585.
6. ALEPH Coll., Eur. Phys. J., **C2** (1998), 395.
7. Lev B. Okun, Leptons and Quarks, North-Holland, Amsterdam, 1982.
8. J.J. Gomez-Cadenas et al., Phys. Rev., **D41** (1990), 2179.
9. DELPHI Coll., Nucl. Instr. and Meth., **A303** (1991), 233.
10. DELPHI Coll., Nucl. Instr. and Meth., **A378** (1996), 57.
11. S. Jadach, B.F.L. Ward, Z. Wąs, Comp. Phys. Comm., **79** (1994), 503.
12. R. Decker, J.H. Kühn, S. Jadach, Z. Wąs, Comp. Phys. Comm., **76** (1993), 361.
13. DELPHI Coll., Phys. Lett. **B426** (1998), 231.
14. CLEO Coll., Phys. Lett. **B431** (1998), 209.
15. CLEO Coll., Phys. Rev., **D61** (2000), 052002.
16. ARGUS Coll., Phys. Lett. **B292** (1992), 221.
17. OPAL Coll., Eur. Phys. J., **C5** (1998), 229.
18. OPAL Coll., Zeit. Phys., **C72** (1996), 231.
19. DELPHI Coll., Eur. Phys. J., **C10** (1999), 201.