

# Search for Single Top Production in $e^+e^-$ Collisions at $\sqrt{s}$ up to 209 GeV

The ALEPH Collaboration<sup>\*)</sup>

## Abstract

Single top production via the flavour changing neutral current reactions  $e^+e^- \rightarrow \bar{t}c, \bar{t}u$  is searched for within the  $214 \text{ pb}^{-1}$  of data collected by ALEPH at centre-of-mass energies between 204 and 209 GeV. No deviation from the Standard Model expectation is observed and upper limits on the single top production cross sections are derived. The combination with data collected at lower centre-of-mass energies yields an upper limit on the branching ratio  $\text{BR}(t \rightarrow Zc) + \text{BR}(t \rightarrow Zu) < 14\%$ , for  $\text{BR}(t \rightarrow \gamma c) + \text{BR}(t \rightarrow \gamma u) = 0$  and  $m_t = 174 \text{ GeV}/c^2$ .

*Submitted to Physics Letters B*

<sup>\*)</sup> See next pages for the list of authors.

# The ALEPH Collaboration

A. Heister, S. Schael

*Physikalisches Institut des RWTH-Aachen, D-52056 Aachen, Germany*

R. Barate, R. Brunelière, I. De Bonis, D. Decamp, C. Goy, S. Jezequel, J.-P. Lees, F. Martin, E. Merle, M.-N. Minard, B. Pietrzyk, B. Trocmé

*Laboratoire de Physique des Particules (LAPP), IN<sup>2</sup>P<sup>3</sup>-CNRS, F-74019 Annecy-le-Vieux Cedex, France*

G. Boix,<sup>25</sup> S. Bravo, M.P. Casado, M. Chmeissani, J.M. Crespo, E. Fernandez, M. Fernandez-Bosman, Ll. Garrido,<sup>15</sup> E. Graugés, J. Lopez, M. Martinez, G. Merino, A. Pacheco, D. Paneque, H. Ruiz

*Institut de Física d'Altes Energies, Universitat Autònoma de Barcelona, E-08193 Bellaterra (Barcelona), Spain<sup>7</sup>*

A. Colaleo, D. Creanza, N. De Filippis, M. de Palma, G. Iaselli, G. Maggi, M. Maggi, S. Nuzzo, A. Ranieri, G. Raso,<sup>24</sup> F. Ruggieri, G. Selvaggi, L. Silvestris, P. Tempesta, A. Tricomi,<sup>3</sup> G. Zito

*Dipartimento di Fisica, INFN Sezione di Bari, I-70126 Bari, Italy*

X. Huang, J. Lin, Q. Ouyang, T. Wang, Y. Xie, R. Xu, S. Xue, J. Zhang, L. Zhang, W. Zhao

*Institute of High Energy Physics, Academia Sinica, Beijing, The People's Republic of China<sup>8</sup>*

D. Abbaneo, P. Azzurri, T. Barklow,<sup>30</sup> O. Buchmüller,<sup>30</sup> M. Cattaneo, F. Cerutti, B. Clerbaux,<sup>23</sup> H. Drevermann, R.W. Forty, M. Frank, F. Gianotti, T.C. Greening,<sup>26</sup> J.B. Hansen, J. Harvey, D.E. Hutchcroft, P. Janot, B. Jost, M. Kado,<sup>2</sup> P. Mato, A. Moutoussi, F. Ranjard, L. Rolandi, D. Schlatter, G. Sguazzoni, W. Tejessy, F. Teubert, A. Valassi, I. Videau, J.J. Ward

*European Laboratory for Particle Physics (CERN), CH-1211 Geneva 23, Switzerland*

F. Badaud, S. Dessagne, A. Falvard,<sup>20</sup> D. Fayolle, P. Gay, J. Jousset, B. Michel, S. Monteil, D. Pallin, J.M. Pascolo, P. Perret

*Laboratoire de Physique Corpusculaire, Université Blaise Pascal, IN<sup>2</sup>P<sup>3</sup>-CNRS, Clermont-Ferrand, F-63177 Aubière, France*

J.D. Hansen, J.R. Hansen, P.H. Hansen, B.S. Nilsson

*Niels Bohr Institute, 2100 Copenhagen, DK-Denmark<sup>9</sup>*

A. Kyriakis, C. Markou, E. Simopoulou, A. Vayaki, K. Zachariadou

*Nuclear Research Center Demokritos (NRCD), GR-15310 Attiki, Greece*

A. Blondel,<sup>12</sup> J.-C. Brient, F. Machefert, A. Rougé, M. Swynghedauw, R. Tanaka  
H. Videau

*Laboratoire Leprince-Ringuet, Ecole Polytechnique, IN<sup>2</sup>P<sup>3</sup>-CNRS, F-91128 Palaiseau Cedex, France*

V. Ciulli, E. Focardi, G. Parrini

*Dipartimento di Fisica, Università di Firenze, INFN Sezione di Firenze, I-50125 Firenze, Italy*

A. Antonelli, M. Antonelli, G. Bencivenni, F. Bossi, G. Capon, V. Chiarella, P. Laurelli, G. Mannocchi,<sup>5</sup> G.P. Murtas, L. Passalacqua

*Laboratori Nazionali dell'INFN (LNF-INFN), I-00044 Frascati, Italy*

J. Kennedy, J.G. Lynch, P. Negus, V. O'Shea, A.S. Thompson

*Department of Physics and Astronomy, University of Glasgow, Glasgow G12 8QQ, United Kingdom<sup>10</sup>*

S. Wasserbaech

*Department of Physics, Haverford College, Haverford, PA 19041-1392, U.S.A.*

R. Cavanaugh,<sup>4</sup> S. Dhamotharan,<sup>21</sup> C. Geweniger, P. Hanke, V. Hepp, E.E. Kluge, G. Leibenguth, A. Putzer, H. Stenzel, K. Tittel, M. Wunsch<sup>19</sup>

*Kirchhoff-Institut für Physik, Universität Heidelberg, D-69120 Heidelberg, Germany<sup>16</sup>*

R. Beuselinck, W. Cameron, G. Davies, P.J. Dornan, M. Girone,<sup>1</sup> R.D. Hill, N. Marinelli, J. Nowell, S.A. Rutherford, J.K. Sedgbeer, J.C. Thompson,<sup>14</sup> R. White

*Department of Physics, Imperial College, London SW7 2BZ, United Kingdom<sup>10</sup>*

V.M. Ghete, P. Girtler, E. Kneringer, D. Kuhn, G. Rudolph

*Institut für Experimentalphysik, Universität Innsbruck, A-6020 Innsbruck, Austria<sup>18</sup>*

E. Bouhova-Thacker, C.K. Bowdery, D.P. Clarke, G. Ellis, A.J. Finch, F. Foster, G. Hughes, R.W.L. Jones, M.R. Pearson, N.A. Robertson, M. Smizanska

*Department of Physics, University of Lancaster, Lancaster LA1 4YB, United Kingdom<sup>10</sup>*

O. van der Aa, C. Delaere, V. Lemaitre

*Institut de Physique Nucléaire, Département de Physique, Université Catholique de Louvain, 1348 Louvain-la-Neuve, Belgium*

U. Blumenschein, F. Hölldorfer, K. Jakobs, F. Kayser, K. Kleinknecht, A.-S. Müller, G. Quast,<sup>6</sup> B. Renk, H.-G. Sander, S. Schmeling, H. Wachsmuth, C. Zeitnitz, T. Ziegler

*Institut für Physik, Universität Mainz, D-55099 Mainz, Germany<sup>16</sup>*

A. Bonissent, P. Coyle, C. Curtil, A. Ealet, D. Fouchez, P. Payre, A. Tilquin

*Centre de Physique des Particules de Marseille, Univ Méditerranée, IN<sup>2</sup>P<sup>3</sup>-CNRS, F-13288 Marseille, France*

F. Ragusa

*Dipartimento di Fisica, Università di Milano e INFN Sezione di Milano, I-20133 Milano, Italy.*

A. David, H. Dietl, G. Ganis,<sup>27</sup> K. Hüttmann, G. Lütjens, W. Männer, H.-G. Moser, R. Settles, G. Wolf

*Max-Planck-Institut für Physik, Werner-Heisenberg-Institut, D-80805 München, Germany<sup>16</sup>*

J. Boucrot, O. Callot, M. Davier, L. Duflot, J.-F. Grivaz, Ph. Heusse, A. Jacholkowska,<sup>32</sup> L. Serin, J.-J. Veillet, J.-B. de Vivie de Régie,<sup>28</sup> C. Yuan

*Laboratoire de l'Accélérateur Linéaire, Université de Paris-Sud, IN<sup>2</sup>P<sup>3</sup>-CNRS, F-91898 Orsay Cedex, France*

G. Bagliesi, T. Boccali, L. Foà, A. Giammanco, A. Giassi, F. Ligabue, A. Messineo, F. Palla, G. Sanguinetti, A. Sciabà, R. Tenchini,<sup>1</sup> A. Venturi,<sup>1</sup> P.G. Verdini

*Dipartimento di Fisica dell'Università, INFN Sezione di Pisa, e Scuola Normale Superiore, I-56010 Pisa, Italy*

O. Awunor, G.A. Blair, G. Cowan, A. Garcia-Bellido, M.G. Green, L.T. Jones, T. Medcalf, A. Misiejuk, J.A. Strong, P. Teixeira-Dias

*Department of Physics, Royal Holloway & Bedford New College, University of London, Egham, Surrey TW20 OEX, United Kingdom<sup>10</sup>*

R.W. Clift, T.R. Edgecock, P.R. Norton, I.R. Tomalin

*Particle Physics Dept., Rutherford Appleton Laboratory, Chilton, Didcot, Oxon OX11 0QX, United Kingdom<sup>10</sup>*

B. Bloch-Devaux, D. Boumediene, P. Colas, B. Fabbro, E. Lançon, M.-C. Lemaire, E. Locci, P. Perez, J. Rander, B. Tuchming, B. Vallage

*CEA, DAPNIA/Service de Physique des Particules, CE-Saclay, F-91191 Gif-sur-Yvette Cedex, France<sup>17</sup>*

N. Konstantinidis, A.M. Litke, G. Taylor

*Institute for Particle Physics, University of California at Santa Cruz, Santa Cruz, CA 95064, USA<sup>22</sup>*

C.N. Booth, S. Cartwright, F. Combley,<sup>31</sup> P.N. Hodgson, M. Lehto, L.F. Thompson

*Department of Physics, University of Sheffield, Sheffield S3 7RH, United Kingdom<sup>10</sup>*

A. Böhrer, S. Brandt, C. Grupen, J. Hess, A. Ngac, G. Prange, U. Sieler

*Fachbereich Physik, Universität Siegen, D-57068 Siegen, Germany<sup>16</sup>*

C. Borean, G. Giannini

*Dipartimento di Fisica, Università di Trieste e INFN Sezione di Trieste, I-34127 Trieste, Italy*

H. He, J. Putz, J. Rothberg

*Experimental Elementary Particle Physics, University of Washington, Seattle, WA 98195 U.S.A.*

S.R. Armstrong, K. Berkelman, K. Cranmer, D.P.S. Ferguson, Y. Gao,<sup>29</sup> S. González, O.J. Hayes, H. Hu, S. Jin, J. Kile, P.A. McNamara III, J. Nielsen, Y.B. Pan, J.H. von Wimmersperg-Toeller, W. Wiedenmann, J. Wu, Sau Lan Wu, X. Wu, G. Zobernig

*Department of Physics, University of Wisconsin, Madison, WI 53706, USA<sup>11</sup>*

G. Dissertori

*Institute for Particle Physics, ETH Hönggerberg, 8093 Zürich, Switzerland.*

---

<sup>1</sup>Also at CERN, 1211 Geneva 23, Switzerland.

<sup>2</sup>Now at Fermilab, PO Box 500, MS 352, Batavia, IL 60510, USA

<sup>3</sup>Also at Dipartimento di Fisica di Catania and INFN Sezione di Catania, 95129 Catania, Italy.

<sup>4</sup>Now at University of Florida, Department of Physics, Gainesville, Florida 32611-8440, USA

<sup>5</sup>Also Istituto di Cosmo-Geofisica del C.N.R., Torino, Italy.

<sup>6</sup>Now at Institut für Experimentelle Kernphysik, Universität Karlsruhe, 76128 Karlsruhe, Germany.

<sup>7</sup>Supported by CICYT, Spain.

<sup>8</sup>Supported by the National Science Foundation of China.

<sup>9</sup>Supported by the Danish Natural Science Research Council.

<sup>10</sup>Supported by the UK Particle Physics and Astronomy Research Council.

<sup>11</sup>Supported by the US Department of Energy, grant DE-FG0295-ER40896.

<sup>12</sup>Now at Departement de Physique Corpusculaire, Université de Genève, 1211 Genève 4, Switzerland.

<sup>13</sup>Supported by the Commission of the European Communities, contract ERBFMBICT982874.

<sup>14</sup>Supported by the Leverhulme Trust.

<sup>15</sup>Permanent address: Universitat de Barcelona, 08208 Barcelona, Spain.

<sup>16</sup>Supported by Bundesministerium für Bildung und Forschung, Germany.

<sup>17</sup>Supported by the Direction des Sciences de la Matière, C.E.A.

<sup>18</sup>Supported by the Austrian Ministry for Science and Transport.

<sup>19</sup>Now at SAP AG, 69185 Walldorf, Germany

<sup>20</sup>Now at Groupe d' Astroparticules de Montpellier, Université de Montpellier II, 34095 Montpellier, France.

<sup>21</sup>Now at BNP Paribas, 60325 Frankfurt am Mainz, Germany

<sup>22</sup>Supported by the US Department of Energy, grant DE-FG03-92ER40689.

<sup>23</sup>Now at Institut Inter-universitaire des hautes Energies (IIHE), CP 230, Université Libre de Bruxelles, 1050 Bruxelles, Belgique

<sup>24</sup>Also at Dipartimento di Fisica e Tecnologia Relative, Università di Palermo, Palermo, Italy.

<sup>25</sup>Now at McKinsey and Compagny, Avenue Louis Casal 18, 1203 Geneva, Switzerland.

<sup>26</sup>Now at Honeywell, Phoenix AZ, U.S.A.

<sup>27</sup>Now at INFN Sezione di Roma II, Dipartimento di Fisica, Università di Roma Tor Vergata, 00133 Roma, Italy.

<sup>28</sup>Now at Centre de Physique des Particules de Marseille, Univ Méditerranée, F-13288 Marseille, France.

<sup>29</sup>Also at Department of Physics, Tsinghua University, Beijing, The People's Republic of China.

<sup>30</sup>Now at SLAC, Stanford, CA 94309, U.S.A.

<sup>31</sup>Deceased.

<sup>32</sup>Also at Groupe d' Astroparticules de Montpellier, Université de Montpellier II, 34095 Montpellier, France.

# 1 Introduction

Because of the large mass of the top quark [1], at LEP2 only single top production is possible. This could occur via flavour changing neutral currents (FCNC) in the reactions<sup>1</sup>

$$e^+e^- \rightarrow \bar{t}c, \bar{t}u.$$

In the Standard Model (SM) such a process is forbidden at tree level and can only proceed via loops with cross sections  $\lesssim 10^{-9}$  fb [2]. Extensions of the Standard Model could lead to enhancements of FCNC single top production and to measurable effects as proposed, for example, in Refs. [3–7]. It is customary to parametrise the FCNC transitions in terms of anomalous vertices whose strengths are described by the parameters  $k_Z$  and  $k_\gamma$  for  $Z$  and  $\gamma$  exchange, respectively, using the formalism of Ref. [7].

The results of searches for single top production are presented in this letter with the data collected by the ALEPH detector at LEP at centre-of-mass energies ranging from 204 to 209 GeV, corresponding to an integrated luminosity of  $214 \text{ pb}^{-1}$ . Previous ALEPH results obtained with lower energy data are given in Ref. [8]. The centre-of-mass energies and the integrated luminosities of the analysed data sample are listed in Table 1.

The letter is organised as follows. The ALEPH detector is briefly reviewed in Section 2 together with the simulation samples used for the analysis. Section 3 is dedicated to the selection algorithm. In Section 4 the results of the searches are given, along with their interpretation within the theoretical framework of Ref. [7]. The conclusions of the letter are given in Section 5.

## 2 The ALEPH detector and the simulation samples

A thorough description of the ALEPH detector is presented in Ref. [9], and an account of its performance can be found in Ref. [10]. Only a brief overview is given here.

The tracking system consists of a silicon vertex detector (VDET), a drift chamber (ITC) and a large time projection chamber (TPC), immersed in a 1.5 T magnetic field produced by a superconducting solenoid. The VDET consists of two concentric layers of double-sided silicon microstrip detectors positioned at average radii of 6.5 cm and 11.3 cm, covering 85% and 69% of the solid angle, respectively. It is surrounded by the ITC, a multilayer axial-wire cylindrical drift chamber. The TPC provides up to 21 three-dimensional space coordinates and 338 samples of ionization loss for tracks at radii between 30 and 180 cm. Altogether, a transverse momentum resolution of  $\sigma(1/p_t) = 0.6 \times 10^{-3} \oplus 0.005/p_t$  ( $p_t$  in GeV/ $c$ ) is achieved.

The electromagnetic calorimeter (ECAL), a lead/proportional-wire-chamber sampling device of 22 radiation lengths, surrounds the TPC and is contained inside the superconducting coil. The energy resolution is  $\sigma(E)/E = 0.18/\sqrt{E} + 0.009$  ( $E$  in GeV).

The magnetic field return yoke is a large iron structure fully instrumented to form a hadron calorimeter (HCAL), and also serves as a muon filter. The HCAL consists of 23 layers of streamer tubes for a total of 7.2 interaction lengths. The relative energy

---

<sup>1</sup>Throughout this paper, the notation  $\bar{t}q$  is used for both  $\bar{t}q$  and  $\bar{q}t$  ( $q=c,u$ ).

resolution is  $\sigma(E)/E = 0.85/\sqrt{E}$  ( $E$  in GeV). It is surrounded by two double layers of streamer tubes to improve the muon identification.

The luminosity monitors (LCAL and SICAL) extend the calorimetric coverage down to polar angles of 34 mrad.

The measurement from the tracking detectors and calorimeters are combined into “objects”, classified as electrons, muons, photons, and charged and neutral hadrons, by means of the energy flow algorithm described in [10].

The signal samples were simulated using the generator described in Ref. [8]. A sample of 2000 events was produced for each of the two final states  $\bar{t}c$  and  $\bar{t}u$  at  $\sqrt{s}$  of 204, 206 and 209 GeV and for three values of the top mass (169, 174 and 179 GeV/ $c^2$ ).

The relevant SM background processes were simulated as follows. The generators PYTHIA [11] and KORALZ [12] were both used for the  $q\bar{q}$  simulation. The KORALW [13] generator was used to produce WW events, while the simulation of  $W\nu$  and ZZ events was based on PYTHIA. The size of the simulated samples typically corresponds to ten times the integrated luminosity of the data. All background and signal samples were processed through the full detector simulation.

### 3 Analysis

The processes  $e^+e^- \rightarrow \bar{t}c, \bar{t}u$  ( $\bar{t} \rightarrow \bar{b}W^-$ ) are characterised by a multijet final state with one b jet. The event properties depend significantly on the W decay mode. Two separate analyses have been designed for the leptonic and the hadronic decays of the W. The selections follow closely those described in Ref. [8]. The minor changes in the hadronic selection arise from a re-optimization of the selection criteria according to the  $N_{95}$  prescription [14], to take into account the increase in the centre-of-mass energy and of the background level:

- The lower cut on the b-jet energy was loosened to  $E(\text{bjet}) > 50$  GeV.
- The lower cut on the W boost was loosened to  $P_{q\bar{q}}/E_{q\bar{q}} > 0.5$ .
- The lower cut on the b-tag variable for the most b-like jet cut has been tightened to  $(\text{b tag}) > 6.4$

There were no changes in the leptonic selection. The distributions of the b-jet energy and of the b-tag variable are shown in Fig. 1.

The signal selection efficiencies and the expected backgrounds at the various centre-of-mass energies are reported in Table 1. The efficiencies are given for a top mass of 174 GeV/ $c^2$  and  $\text{BR}(t \rightarrow bW) = 1$ .

The main sources of systematic uncertainties on the expected background and the signal efficiencies have been assessed as in Ref. [8]. In order to increase the statistical precision, the data collected by ALEPH at lower centre-of-mass energies in the years 1998 and 1999 [8] have been included in these systematic checks, except for the one on the b-tag variable which can vary from year to year. The results of these systematic studies are reported in Table 2.

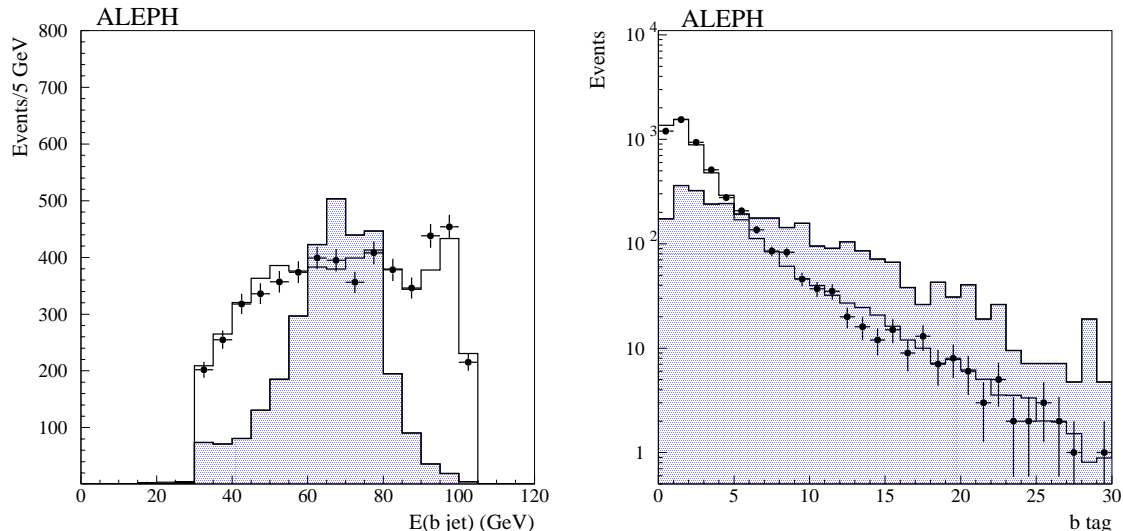


Figure 1: Distributions for hadronic W decays for the signal (shaded histogram), the background (solid histogram) and the data (points with error bars) for  $\sqrt{s}$  from 204 to 209 GeV for the b-jet energy (left) and for the b-tag variable (right).

## 4 Results

The number of candidate events are given in Table 1 for the various centre-of-mass energies. In total 24 candidates were observed in the data in agreement with 20.1 events expected from SM backgrounds. Upper limits on the signal cross section have been derived at 95% CL for the different channels and centre-of-mass energies (Table 1).

The negative result of these searches are translated into limits on the top quark couplings  $k_Z$  and  $k_\gamma$  [7]. The data collected by ALEPH at lower centre-of-mass energies in 1998 and 1999 [8] are also included to derive the exclusion region in the  $(k_Z, k_\gamma)$  plane and in the  $[\text{BR}(t \rightarrow Zc/u), \text{BR}(t \rightarrow \gamma c/u)]$  plane. The likelihood ratio method [15] has been used in the computation of the excluded regions. The signal selection efficiency and the background expectation were conservatively reduced by their systematic uncertainties.

The region of the  $(k_Z, k_\gamma)$  plane excluded at 95% CL is shown in Fig. 2. The excluded region in the  $[\text{BR}(t \rightarrow Zc/u), \text{BR}(t \rightarrow \gamma c/u)]$  plane is shown in Fig. 3. The limits are given for different choices of the top mass. The exclusion curves include the reduction in  $\text{BR}(t \rightarrow bW)$ , computed as a function of  $k_Z$  and  $k_\gamma$ , due to possible FCNC decays of the top. The limits obtained by CDF from a search for the decays  $t \rightarrow Zc, Zu$  and  $t \rightarrow \gamma c, \gamma u$  [16] are also shown.

A 95% CL upper limit of 0.42 for the anomalous coupling  $|k_Z|$  is obtained assuming  $m_t = 174 \text{ GeV}/c^2$  and  $k_\gamma = 0$ . This exclusion translates into the branching ratio limit  $\text{BR}(t \rightarrow Zc) + \text{BR}(t \rightarrow Zu) < 14\%$ .

## 5 Conclusions

Single top production via flavour changing neutral currents has been searched for in  $214 \text{ pb}^{-1}$  of data collected by ALEPH at centre-of-mass energies between 204 and 209 GeV. In total, 24 events have been selected in the data in agreement with 20.1 expected

Table 1: Performance and results of the analysis. At each centre-of-mass energy the numbers of expected background events ( $N^{\text{bkg}}$ ), of observed candidates ( $N^{\text{obs}}$ ), the signal efficiency  $\varepsilon$  computed with respect to all W decays, and the expected and measured 95% CL upper limits on the single top production cross section ( $\sigma_{95}^{\text{exp}}$  and  $\sigma_{95}^{\text{meas}}$ ) are reported for both the leptonic and hadronic W decays. Systematic uncertainties are not included in these cross section upper limits. In the last row the measured 95% CL upper limits on the single top production cross section ( $\sigma_{95}^{\text{comb}}$ ), obtained by combining the leptonic and hadronic channels and including the systematic uncertainties on background and on the signal efficiencies are given.

$\langle\sqrt{s}\rangle$ (GeV)	203.8		205.0		206.3		206.6		208.0	
$\mathcal{L}$ ( $\text{pb}^{-1}$ )	8.3		71.6		65.6		61.0		7.3	
	lept.	hadr.	lept.	hadr.	lept.	hadr.	lept.	hadr.	lept.	hadr.
$N_{\text{WW}}^{\text{bkg}}$	0.1	0.4	0.6	3.4	0.6	3.1	0.5	2.9	0.1	0.4
$N_{4\text{f}}^{\text{bkg}}$	-	0.1	0.1	0.7	0.03	0.7	0.05	0.6	-	0.1
$N_{\text{qq}}^{\text{bkg}}$	-	0.2	-	1.9	-	1.7	-	1.6	-	0.2
$N_{\text{tot}}^{\text{bkg}}$	0.1	0.7	0.7	6.0	0.63	5.5	0.55	5.1	0.1	0.7
$N^{\text{obs}}$	0	1	2	6	0	7	0	7	0	1
$\varepsilon$ (%)	3.4	13.8	3.3	13.7	3.3	13.7	3.2	13.5	3.3	13.2
$\sigma_{95}^{\text{exp}}$ (pb)	11.2	3.4	1.65	0.71	1.77	0.75	1.91	0.80	13.3	4.10
$\sigma_{95}^{\text{meas}}$ (pb)	10.6	3.7	2.38	0.69	1.38	0.89	1.53	1.01	12.6	4.47
$\sigma_{95}^{\text{comb}}$ (pb)	2.94		0.68		0.68		0.78		4.32	

Table 2: Relative systematic uncertainties on the background and signal efficiency for each selection variable [8], determined by applying one cut at a time in data and Monte Carlo.

Leptonic W		Hadronic W	
Variable	$\frac{\varepsilon_{\text{data}} - \varepsilon_{\text{MC}}}{\varepsilon_{\text{MC}}}$ (%)	Variable	$\frac{\varepsilon_{\text{data}} - \varepsilon_{\text{MC}}}{\varepsilon_{\text{MC}}}$ (%)
Lepton ID	$3.8 \pm 2.9$	$P_{\text{qqqq}}/E_{\text{qq}}$	$1.4 \pm 1.5$
$m_{\text{qq}}$	$1.0 \pm 3.4$	$m_{\text{qq}}$	$-1.1 \pm 1.5$
$E(\text{b jet})_{\text{tcm}}$	$0.5 \pm 1.1$	$E(\text{b jet})$	$0.1 \pm 0.9$
$m_{\ell\nu}$	$1.9 \pm 2.1$	Thrust	$0.1 \pm 0.7$
$m_{\text{t}}$	$-0.8 \pm 1.4$	$E_{\text{tot}}$	$-0.1 \pm 0.4$
Highest jet b tag	$5.1 \pm 4.7$	Highest jet b tag	$1.3 \pm 4.0$



from Standard Model backgrounds. Upper limits at 95% CL on single top production cross sections at  $\sqrt{s} = 204\text{--}209$  GeV have been derived.

The combination with the data collected in 1998 and 1999 yields a 95% CL upper limit on the FCNC coupling for Z exchange of  $|k_Z| < 0.42$ , for  $m_t = 174$  GeV/ $c^2$  and  $k_\gamma = 0$ . It corresponds to a branching ratio limit of  $\text{BR}(t \rightarrow Zc) + \text{BR}(t \rightarrow Zu) < 14\%$ . This result updates the previous ALEPH measurements at lower centre-of-mass energies [8], and is in agreement with recent results from OPAL [17].

## Acknowledgements

We thank our colleagues from the CERN accelerator divisions for the successful running of LEP at high energy. We are indebted to the engineers and technicians in all our institutions for their contribution to the continuing good performance of ALEPH. Those of us from non-member states thank CERN for its hospitality.

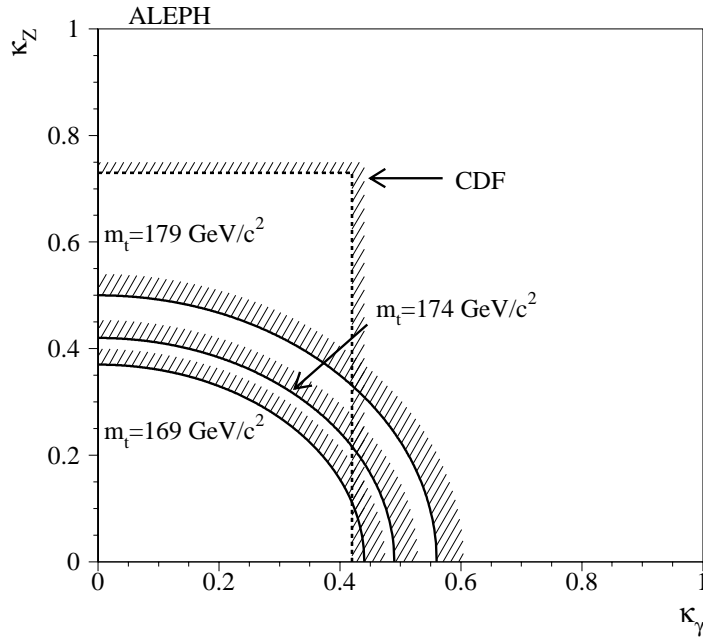


Figure 2: Exclusion curves at 95% CL in the  $(k_Z, k_\gamma)$  plane for  $m_t = 169, 174, 179 \text{ GeV}/c^2$  (full lines). The region excluded by CDF is also shown (dotted line).

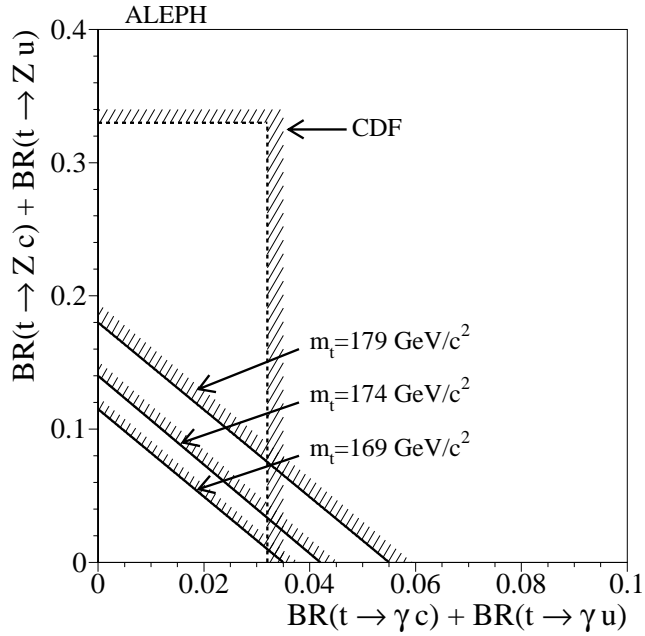


Figure 3: Exclusion curves at 95% CL in the  $[\text{BR}(t \rightarrow Zc/u), \text{BR}(t \rightarrow \gamma c/u)]$  plane for  $m_t = 169, 174, 179 \text{ GeV}/c^2$  (full lines). The region excluded by CDF is also shown (dotted line).

# References

- [1] Particle Data Group, D.E. Groom *et al.*, Eur. Phys. J. **C15** (2000) 1.
- [2] C.-S. Huang, X.-H. Wu and S.-H. Zhu, Phys. Lett. **B 452** (1999) 143.
- [3] B.A. Arbuzov and M.Y. Osipov, Phys. Atom. Nucl. **62** (1999) 485; Yad. Fiz. **62** (1999) 528.
- [4] T. Han and J.L. Hewett, Phys. Rev. **D 60** (1999) 074015.
- [5] G.M. de Divitiis, R. Petronzio and L. Silvestrini, Nucl. Phys. **B 504** (1997) 45.
- [6] T. Han, R.D. Peccei and X. Zhang, Nucl. Phys. **B 454** (1995) 527.
- [7] R.D. Peccei and X. Zhang, Nucl. Phys. **B 337** (1990) 269.
- [8] ALEPH Collaboration, *Search for Single Top Production in  $e^+e^-$  Collisions at  $\sqrt{s} = 189\text{--}202$  GeV*, Phys. Lett. **B 494** (2000) 33.
- [9] ALEPH Collaboration, *ALEPH: A detector for electron-positron annihilation at LEP*, Nucl. Instrum. and Methods **A 294** (1990) 121.
- [10] ALEPH Collaboration, *Performance of the ALEPH detector at LEP*, Nucl. Instrum. and Methods **A 360** (1995) 481.
- [11] T. Sjöstrand, Comput. Phys. Commun. **82** (1994) 74.
- [12] S. Jadach, B.F.L. Ward and Z. Wąs, Comput. Phys. Commun. **79** (1994) 503.
- [13] S. Jadach *et al.*, Comput. Phys. Commun. **119** (1999) 272.
- [14] J.-F. Grivaz and F. Le Diberder, *Complementary analyses and acceptance optimization in new particle searches*, LAL-92-37;  
ALEPH Collaboration, *Search for the standard model Higgs boson*, Phys. Lett. **B 313** (1993) 299.
- [15] W.T. Eadie *et al.*, *Statistical Methods in Experimental Physics*, North-Holland Publishing Company, 1971.
- [16] CDF Collaboration, *Search for Flavor-Changing neutral Current Decays of the Top Quark in  $p\bar{p}$  Collisions at  $\sqrt{s} = 1.8$  TeV*, Phys. Rev. Lett. **80** (1998) 2525.
- [17] OPAL Collaboration, *Search for single top production at LEP2*, Phys. Lett. **B 521** (2001) 181.