

SIBERIAN SNAKE EXPERIMENTS AT THE IUCF COOLER RING *

V.A. Anferov[†], B.B. Blinov, D.A. Crandell, Ya.S. Derbenev, T. Kageya, S.V. Koutin, A.D. Krisch, R.A. Phelps, W. Lorenzon, L.G. Ratner, D.W. Sivers, K.V. Sourkont, V.K. Wong, S.S. Youssof, Univ. of Michigan, Ann Arbor, MI
 C.M. Chu, S.Y. Lee, T. Rinckel, P. Schwandt, F. Sperisen, B. von Przewoski, IUCF, Bloomington, IN
 V.N. Grishin, P.A. Semenov, IHEP, Protvino, Russia
 H. Sato, HEARO, Tsukuba, Japan

Abstract

Recent polarized proton beam experiments in the IUCF Cooler Ring found an evidence for a second-order snake depolarizing resonance, when the vertical betatron tune was inadvertently set near a quarter-integer. We have also studied the possibility of spin-flipping the beam polarization in the presence of a full Siberian snake using an rf solenoid. By varying the rf solenoid's ramp time and frequency range, we reached a spin-flip efficiency of about 97%.

1 SECOND-ORDER SNAKE DEPOLARIZING RESONANCE

One must overcome many spin depolarizing resonances to accelerate a polarized proton beam to high energy. Earlier IUCF experiments [1] suggest that the Siberian snake technique [2] could universally overcome all intrinsic and imperfection depolarizing resonances even at high energy. However, another type of depolarizing resonances called "snake" resonances could occur at certain values of the vertical betatron tune even in the presence of a full Siberian snake in a ring. Using a 104 MeV stored polarized proton beam and a full Siberian snake, we recently found evidence for a second-order "snake" depolarizing resonance.

In any circular accelerator or storage ring, each proton's spin precesses around the vertical fields of the ring's dipole magnets. The spin tune ν_s , which is the number of spin precessions during one turn around the ring, is proportional to the proton's energy

$$\nu_s = G\gamma, \quad (1)$$

where γ is the Lorentz energy factor and $G = 1.792847$ is the proton's anomalous magnetic moment. The beam can be depolarized when the spin precession frequency is synchronized with some horizontal magnetic field, which can be caused either by the ring's imperfections or by the vertical betatron oscillations. These spin perturbations are called imperfection and intrinsic depolarizing resonances, respectively; they occur when the spin tune is equal to an integer or to a harmonic of the betatron tune ν_y :

$$\nu_s = G\gamma = n \pm k\nu_y, \quad (2)$$

where n and k are integers.

A full Siberian snake makes the spin tune energy independent at a half-integer; thus, it should overcome all imperfection and first-order intrinsic depolarizing resonances. However, in a ring with its betatron tune near a quarter integer, the snake can cause a second-order depolarizing resonance whenever

$$\nu_s = n \pm 2\nu_y, \quad (3)$$

where n is an integer. Such a snake resonance [3] could depolarize a high-energy polarized beam.

We recently studied a second-order snake resonance using a 104.1 MeV polarized proton beam with a full Siberian snake in the IUCF Cooler Ring. The experimental apparatus, as shown in Fig. 1, included the snake's superconducting solenoid and eight correction quadrupoles, the polarimeter, the rf dipole, and the rf solenoid. The electron cooling section consists of the main solenoid, two toroidal magnets, two correction solenoids (CSA and CSB), and a set of vertical steerers to compensate for the orbit perturbation in the toroidal magnets.

It was shown earlier [4] that the electron cooling section produces an additional spin rotation which shifts the spin tune even in the presence of a full Siberian snake. By varying the current in the correction solenoids (CSA and CSB)

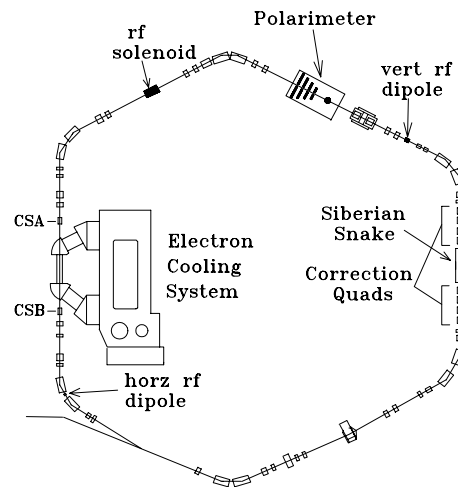


Figure 1: The IUCF Cooler Ring with the Siberian snake, the rf solenoid, the rf dipole, the polarimeter, and the CSA/CSB correction solenoids.

* Supported by grants from the U.S. Department of Energy and National Science Foundation.

[†] Email: anferov@umich.edu

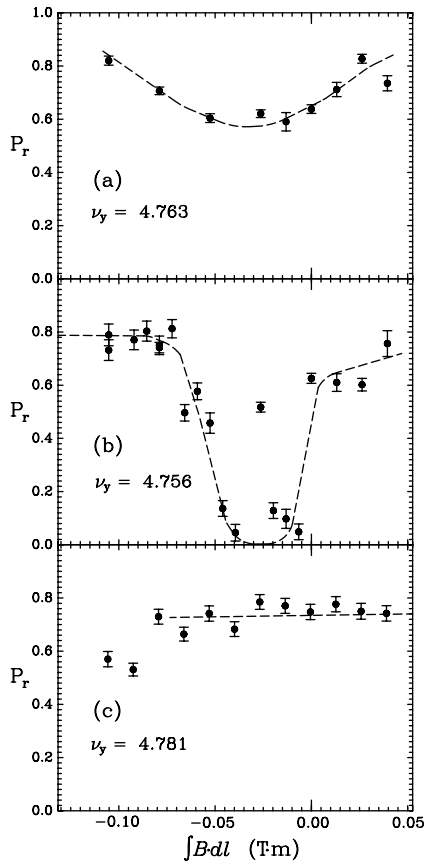


Figure 2: The measured radial polarization P_r is plotted against the field integral in the correction solenoids (CSA and CSB) for different ν_y values. The dashed curves are hand-drawn lines to guide the eye.

one can effectively vary the spin tune at a rate of about 0.00036 A^{-1} . We used this technique as a sensitive tool to study weak second-order snake depolarizing resonance.

When the vertical betatron tune was inadvertently set at 4.763, we found the broad partial depolarization region, shown in Fig. 2a. The data suggested proximity to a second-order snake resonance because ν_y was near a quarter-integer. To test this hypothesis, we then changed ν_y to 4.756, and observed the much stronger depolarization dip, shown in Fig. 2b. Finally, we moved ν_y away from the quarter-integer to 4.781. As expected, the beam polarization returned to its full value, as shown in Fig. 2c. Our future plans include further studies of higher-order snake resonances.

2 SPIN-FLIPPING IN THE PRESENCE OF A FULL SIBERIAN SNAKE

Spin-polarized beam experiments in storage rings such as the IUCF Cooler Ring, HERA [5], RHIC [6] and possibly Fermilab [7], require frequent reversals of the beam polarization direction to reduce the systematic errors in the measured asymmetry. An rf solenoid was used earlier to spin-

flip a vertically polarized proton beam stored in a ring with no Siberian snake [8]. Since any very high energy ring will need full Siberian snakes to maintain the proton beam polarization, it is important to develop spin-flipping capability in the presence of a full snake. Using an rf solenoid, we made the first spin-flipping demonstration of a stored polarized proton beam with an efficiency of $91 \pm 1\%$ [9]. We then tried to improve the spin-flipping efficiency by eliminating possible synchrotron sidebands and by using a weak rf dipole.

Even with a full Siberian snake in a ring, an rf magnetic field from either an rf solenoid or an rf dipole can induce an rf depolarizing resonance; this resonance is sometimes called a snake resonance, because it only exists at its frequency in the presence of a Siberian snake. Such resonances can be used to flip the spin direction of the ring's stored polarized protons.

The frequency f_r , at which an rf magnet can induce a depolarizing resonance, is given by

$$f_r = f_c(k \pm \nu_s), \quad (4)$$

where f_c is the proton's circulation frequency, and k is an integer. Slowly sweeping the rf magnet's frequency through f_r can flip the spin. The Froissart-Stora equation [10] gives the ratio of P_f , the polarization after crossing the resonance, to the initial polarization P_i ,

$$P_f = P_i \left(2 \exp \left[\frac{-(\pi w)^2}{4\Delta f / \Delta t} \right] - 1 \right), \quad (5)$$

where w is the resonance width in Hz, and $\Delta f / \Delta t$ is the resonance crossing rate with Δf being the frequency range during the ramp time Δt .

With a nearly full Siberian snake in the ring, the spin tune ν_s is very close, but is not exactly equal, to 0.5. Thus, there

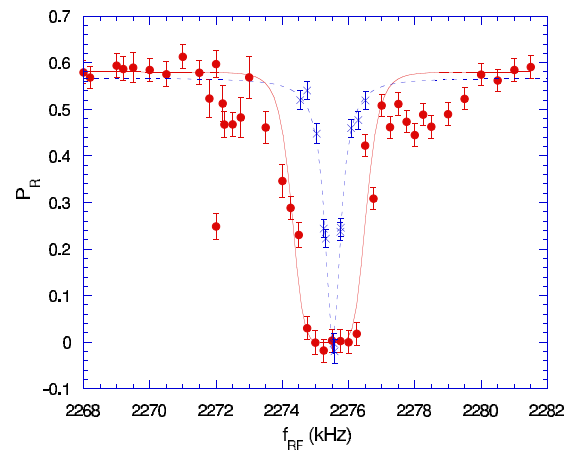


Figure 3: The measured radial proton polarization at 104.1 MeV is plotted against the frequency of the rf solenoid and of the rf dipole. The rf solenoid's data (\bullet) are fitted with a third-order Lorentzian (solid curve). The rf dipole's data (\times) are fitted with a first-order Lorentzian (dashed curve).

should be two closely spaced rf depolarizing resonances around $1.5f_c = 2.2574$ MHz. We excited these rf depolarizing resonances by operating the rf solenoid and the rf dipole near 2.25 MHz. The rf solenoid's amplitude was set at 6 kV, which corresponds to an $\int B \cdot dl = 1.6$ T-mm; the single turn horizontal kicker was operated as an rf dipole at 23 V giving $\int B \cdot dl$ about 0.03 T-mm. The measured radial polarization is plotted against the rf solenoid and rf dipole frequency in Fig. 3. For the rf solenoid's induced resonance, the resonance frequency and width were found to be $f_1 = 2,275,410 \pm 43$ Hz and $w_1 = 2,270 \pm 90$ Hz. For the rf dipole's induced resonance, they were $f_2 = 2,275,530 \pm 10$ Hz and $w_2 = 540 \pm 30$ Hz.

We then studied spin-flipping with a nearly full Siberian snake by crossing the rf induced snake resonance; we linearly ramped the frequency, of the rf solenoid or the rf dipole, through a frequency range Δf which included the resonance frequency f_r at various ramp times Δt . The radial beam polarization measured after each ramp is plotted in Fig. 4. Clearly the spin-flip efficiency is much better with the rf solenoid than with the rf dipole. By comparing the measured polarization of $58.2 \pm 2.1\%$ at $\Delta t = 0$ with the average polarization of $-20 \pm 2\%$ at long dipole ramp times, we found a $30 \pm 4\%$ dipole spin-flip efficiency.

To better estimate the solenoid's spin-flip efficiency, we measured the beam polarization after many spin-flips. We varied the number of spin-flips, while keeping the ramp time, frequency range and the rf voltage fixed; the data are shown in Fig. 5. We fit the data using the equation

$$P = P_i \cdot \epsilon^n, \quad (6)$$

where P_i is the initial polarization, ϵ is the spin-flip efficiency, and n is the number of spin-flips. The best fit to the spin-flip efficiency is $97 \pm 1\%$. We plan to study further this spin-flipping technique for both a nearly full and an exactly 100% Siberian snake.

3 REFERENCES

- [1] A.D. Krisch *et al.*, Phys. Rev. Lett. **63**, 1137 (1989);
J.E. Goodwin *et al.*, Phys. Rev. Lett. **64**, 2779 (1990).
- [2] Ya.S. Derbenev and A.M. Kondratenko, Sov. Phys. Dokl. **20**, 562 (1978).
- [3] S.Y. Lee and S. Tepikian, Phys. Rev. Lett. **56**, 1635 (1986).
- [4] R.E. Pollock, Nucl. Instr. Meth. **300**, 210 (1991).
- [5] SPIN Collaboration and DESY Polarization Team, *Acceleration of polarized protons to 820 GeV at HERA*, University of Michigan Report UM-HE 96-20 (1996).
- [6] Y. Makdisi, Proc. 11th International Symposium on High Energy Spin Physics, Bloomington 1994, AIP Conf. Proc. **343**, 75 (1995).
- [7] SPIN Collaboration, *Acceleration of polarized protons to 120 GeV and 1 TeV at Fermilab*, University of Michigan Report UM-HE 95-09 (1995).
- [8] D. D. Caussyn *et al.*, Phys. Rev. Lett. **73**, 2857 (1994).
- [9] B.B. Blinov *et al.*, Phys. Rev. Lett. **81**, 2906 (1998).
- [10] M. Froissart and R. Stora, Nucl. Instr. Meth. **7**, 297 (1960).

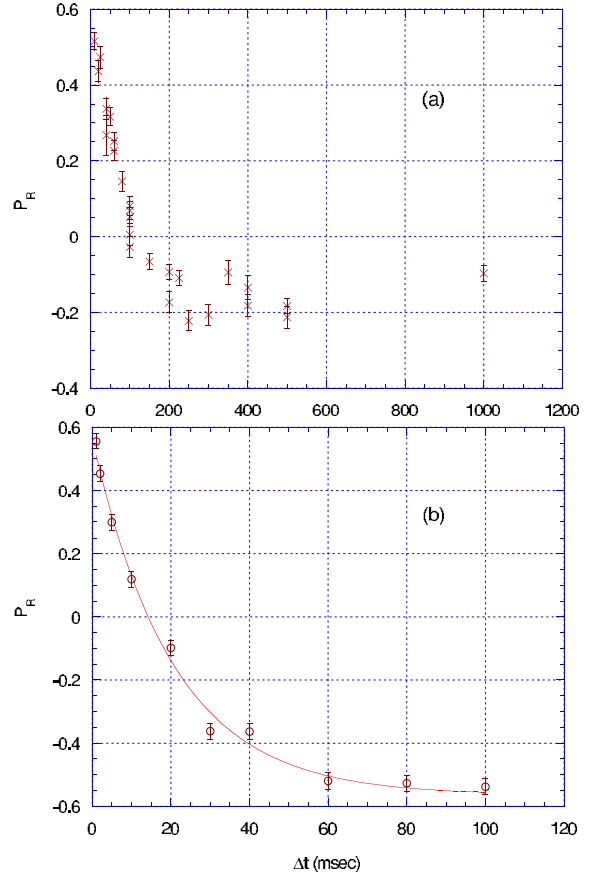


Figure 4: The measured radial proton polarization at 104.1 MeV is plotted against the ramp time Δt of the rf dipole (a) and the rf solenoid (b). The frequency ranges Δf were 3 kHz for the rf dipole, and 12 kHz for the solenoid. The curve is a fit to the data using Eq. (5).

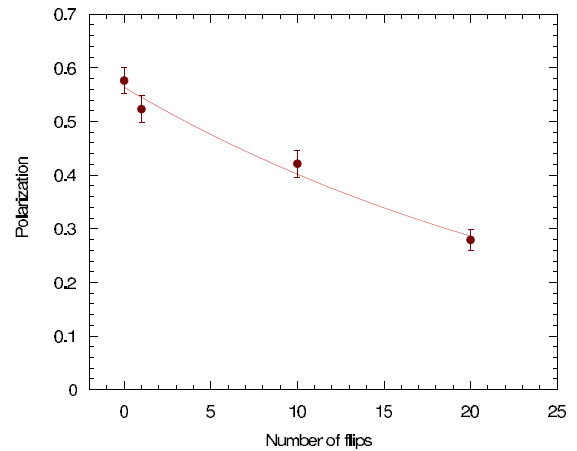


Figure 5: The measured radial proton polarization at 104.1 MeV is plotted against the number of spin-flips. The rf solenoid's ramp time Δt is 60 msec, and its frequency range Δf is 3.5 kHz. The curve is a fit using Eq.(6).