

## Physics Results from the AMANDA Neutrino Detector

Marek Kowalski\* for the AMANDA collaboration

Address: DESY-Zeuthen, Platanenallee 6, D-15738 Zeuthen, Germany

E-mail: marek.kowalski@desy.de

The AMANDA Collaboration: J. Ahrens<sup>9</sup>, X. Bai<sup>1</sup>, G. Barouch<sup>12</sup>, S.W. Barwick<sup>8</sup>, R.C. Bay<sup>7</sup>, T. Becka<sup>9</sup>, K.-H. Becker<sup>2</sup>, D. Bertrand<sup>3</sup>, A. Biron<sup>4</sup>, S. Böser<sup>4</sup>, J. Booth<sup>8</sup>, O. Botner<sup>14</sup>, A. Bouchta<sup>4,17</sup>, M.M. Boyce<sup>12</sup>, S. Carius<sup>5</sup>, A. Chen<sup>12</sup>, D. Chirkin<sup>7,2</sup>, J. Conrad<sup>14</sup>, J. Cooley<sup>12</sup>, C.G.S. Costa<sup>3</sup>, D.F. Cowen<sup>11</sup>, C. De Clercq<sup>16</sup>, T. DeYoung<sup>12</sup>, P. Desiati<sup>4</sup>, J.-P. Dewulf<sup>3</sup>, P. Doksus<sup>12</sup>, J. Edsjö<sup>15</sup>, P. Ekström<sup>15</sup>, T. Feser<sup>9</sup>, J.-M. Frère<sup>3</sup>, M. Gaug<sup>4</sup>, L. Gerhardt<sup>8</sup>, A. Goldschmidt<sup>6</sup>, A. Hallgren<sup>14</sup>, F. Halzen<sup>12</sup>, K. Hanson<sup>11</sup>, R. Hardtke<sup>12</sup>, T. Hauschildt<sup>4</sup>, M. Hellwig<sup>9</sup>, P. Herquet<sup>10</sup>, G.C. Hill<sup>12</sup>, P.O. Hulth<sup>15</sup>, S. Hundertmark<sup>8</sup>, J. Jacobsen<sup>6</sup>, A. Karle<sup>12</sup>, J. Kim<sup>8</sup>, B. Koci<sup>12</sup>, L. Köpke<sup>9</sup>, M. Kowalski<sup>4</sup>, K. Kuehn<sup>8</sup>, J.I. Lamoureux<sup>6</sup>, H. Leich<sup>4</sup>, M. Leuthold<sup>4</sup>, P. Lindahl<sup>5</sup>, J. Madsen<sup>13</sup>, P. Marciniewski<sup>14</sup>, H.S. Matis<sup>6</sup>, Y. Minaeva<sup>15</sup>, P. Miočinović<sup>7</sup>, R. Morse<sup>12</sup>, T. Neunhoffer<sup>9</sup>, P. Niessen<sup>4,16</sup>, D.R. Nygren<sup>6</sup>, H. Ogelman<sup>12</sup>, Ph. Olbrechts<sup>16</sup>, C. Pérez de los Heros<sup>14</sup>, A. Pohl<sup>5</sup>, P.B. Price<sup>7</sup>, G.T. Przybylski<sup>6</sup>, K. Rawlins<sup>12</sup>, C. Reed<sup>8</sup>, W. Rhode<sup>2</sup>, M. Ribordy<sup>4</sup>, S. Richter<sup>12</sup>, J. Rodríguez Martino<sup>15</sup>, P. Romenesko<sup>12</sup>, D. Ross<sup>8</sup>, H.-G. Sander<sup>9</sup>, T. Schmidt<sup>4</sup>, D. Schneider<sup>12</sup>, A. Silvestri<sup>2,4</sup>, M. Solarz<sup>7</sup>, G.M. Spiczak<sup>13</sup>, C. Spiering<sup>4</sup>, N. Starinsky<sup>12</sup>, D. Steele<sup>12</sup>, P. Steffen<sup>4</sup>, R.G. Stokstad<sup>6</sup>, P. Sudhoff<sup>4</sup>, K.-H. Sulanke<sup>4</sup>, I. Taboada<sup>11</sup>, M. Vander Donckt<sup>3</sup>, C. Walck<sup>15</sup>, C. Weinheimer<sup>9</sup>, C.H. Wiebusch<sup>4,17</sup>, R. Wischniewski<sup>4</sup>, H. Wissing<sup>4</sup>, K. Woschnagg<sup>7</sup>, G. Yodh<sup>8</sup>, S. Young<sup>8</sup>

- (1) Bartol Research Institute, University of Delaware, Newark, DE 19716, USA
- (2) Fachbereich 8 Physik, BUGH Wuppertal, D-42097 Wuppertal, Germany
- (3) Univ. Libre de Bruxelles, Science Faculty CP230, Boulevard du Triomphe, B-1050 Brussels, Belgium
- (4) DESY-Zeuthen, D-15735 Zeuthen, Germany
- (5) Dept. of Technology, Kalmar University, S-39182 Kalmar, Sweden
- (6) Lawrence Berkeley National Laboratory, Berkeley, CA 94720, USA
- (7) Dept. of Physics, University of California, Berkeley, CA 94720, USA
- (8) Dept. of Physics and Astronomy, University of California, Irvine, CA 92697, USA
- (9) Institute of Physics, University of Mainz, Staudinger Weg 7, D-55099 Mainz, Germany
- (10) University of Mons-Hainaut, 7000 Mons, Belgium
- (11) Dept. of Physics and Astronomy, University of Pennsylvania, Philadelphia, PA 19104, USA
- (12) Dept. of Physics, University of Wisconsin, Madison, WI 53706, USA
- (13) Physics Department, University of Wisconsin, River Falls, WI 54022, USA
- (14) Division of High Energy Physics, Uppsala University, S-75121 Uppsala, Sweden
- (15) Fysikum, Stockholm University, S-11385 Stockholm, Sweden
- (16) Vrije Universiteit Brussel, Dienst ELEM, B-1050 Brussel, Belgium
- (17) Present address: CERN, CH-1211, Genève 23, Switzerland

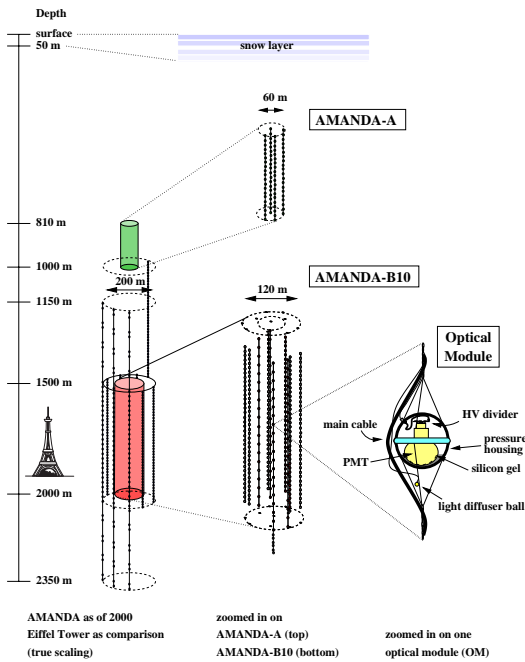
ABSTRACT: In the winter season of 2000, the AMANDA (Antarctic Muon And Neutrino Detector Array) detector was completed to its final state. We report on major physics results obtained from the AMANDA-B10 detector, as well as initial results of the full AMANDA-II detector.

---

\*Speaker.

## 1. Introduction

The AMANDA-II high energy neutrino detector was constructed 1500-2000 m below the surface of the Antarctic ice sheet at the geographic South Pole. In the austral summer 1999/2000, the detector was completed to its final state, consisting of 677 Optical Modules (OMs) on 19 strings. Figure 1 shows a schematic view of the AMANDA-II detector. The OMs consist of 8" Photo Multiplier Tubes (PMTs) housed by pressure resistant glass spheres. The OMs on the newer strings 11-19 are connected via fiber-optic cables for high bandwidth transmission of the analog PMT signal. Strings 1-10, deployed in the seasons of 1995/1996 and 1996/1997, use electric cable transmission.



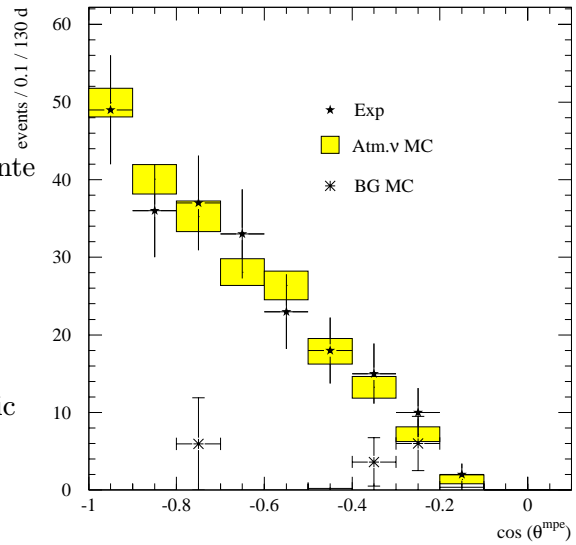
**Figure 1:** The AMANDA-II detector, as of 2000.

## 2. Atmospheric Neutrinos

The main challenge in the investigation of atmospheric neutrinos is the large background of atmospheric muons [1]. While there are about  $8.5 \cdot 10^6$  muons a day, with energies high enough ( $>30$ - $50$  GeV) to trigger the detector, we expect only a few tens of muons from atmospheric neutrinos. The muons from neutrinos are identified by having upward reconstructed tracks. The reconstruction of the muon track is done with a maximum likelihood method, which incorporates both scattering and absorption of photons in the ice [2].

Two working groups performed two independent analyses of the same set of data, leading to comparable and consistent results [1, 3, 4]. Each of the two analyses finds about 200 neutrino events in 130 days of detector live-time.

Combining the samples, there are 325 neutrino candidates. Figure 2 shows for one of the analysis the distribution of the cosine of the reconstructed zenith angle for experimental data, atmospheric neutrino Monte Carlo (MC), as well as background muon MC. The neutrino MC includes neutrino oscillations with values  $\sin^2 2\theta=1$  and  $\Delta m^2 = 0.003 \text{ eV}^2$  leading to a 10 % reduction of the event rate. The celestial distribution of events is consistent with a random, isotropic distribution. Different methods lead to an estimation of about 10% background contamination in the final sample. The observed rates are between  $\sim 0\%$  and 50% lower than predicted by MC, where the uncertainties are due to theoretical uncertainties in the neutrino flux and due to various experimental uncertainties, mainly the precise knowledge of the properties of the ice in the close surrounding of the Optical Modules. For a full discussion of the uncertainties of the signal and background MC see [3].



**Figure 2:** Distribution of the cosine of the reconstructed zenith angle, after full application of the neutrino selection cuts. Shown are the experimental data points with the MC expectations for the atmospheric  $\mu$ -background and the atmospheric neutrino simulation. Note that the BG simulation is limited by statistics. The error bars shown include only the statistical error. Additionally there is a factor of 2 uncertainty in the overall normalization of the atmospheric neutrino MC.

### 3. Search for a diffuse high energy neutrino flux

The search for a diffuse neutrino flux of astrophysical origin follows naturally from the measurement of the diffuse flux of atmospheric neutrinos. Neutrinos from generic astrophysical sources are expected to extend to higher energies while the energy spectrum of atmospheric neutrinos falls off steeply with increasing energy. A simple and robust measure of the energy of the observed muons is the number of PMTs that detected at least one photoelectron in a given event. Figure 3 shows the distribution of the number of fired PMTs for the observed experimental data, atmospheric neutrino MC and a hypothetical flux of astrophysical neutrinos following a power law of  $E_\nu^2 dN/dE_\nu = 10^{-5} \text{ cm}^{-2} \text{ s}^{-1} \text{ sr}^{-1} \text{ GeV}$ . The assumed flux of astrophysical neutrinos would generate an excess at high multiplicities of fired PMTs. The analysis [5, 6] does not show such an excess. This leads to a preliminary limit (at 90 %C.L.) on the ( $E^{-2}$ ) flux of high energy neutrinos of  $E_\nu^2 dN/dE_\nu = 0.9 \cdot 10^{-6} \text{ cm}^{-2} \text{ s}^{-1} \text{ sr}^{-1} \text{ GeV}$ . This limit is in the range of different predictions for the flux of neutrinos from Active Galactic Nuclei [7, 8] as well as generic theoretical bounds for the diffuse flux of astrophysical neutrinos [9].

The AMANDA limit is below previously stated experimental limits from FREJUS [10], MACRO [11] and BAIKAL [12]. AMANDA is also searching for a diffuse flux of  $\nu_e$

neutrinos, which appear as electromagnetic and hadronic showers, producing detectable bursts of light in the close vicinity of the detector [13].

#### 4. Search for point sources

If the dominant astrophysical neutrino flux is emitted by a few particular bright or close sources, their direction could be resolved. For this reason, the data taken with the AMANDA-B10 detector was analyzed for neutrinos from point sources [14]. The sky was subdivided into 154 search bins, each with a half width of about  $5^\circ$ . Due to the lower background within each search bin, it is possible to relax the cuts and thus gain a higher signal efficiency. The probability for the observed occupations of the bins shows no significant deviation from a pure background distribution. A preliminary limit on the muon flux from neutrinos from point sources is given (again assuming an  $E_\nu^{-2}$  spectrum):

$$\Phi(E_\mu > 10 \text{ GeV}) = 0.6 - 7 \cdot 10^{-13} \text{cm}^{-2} \text{s}^{-1},$$

where the lower and higher values of the limit corresponds to the vertical and horizontal direction.

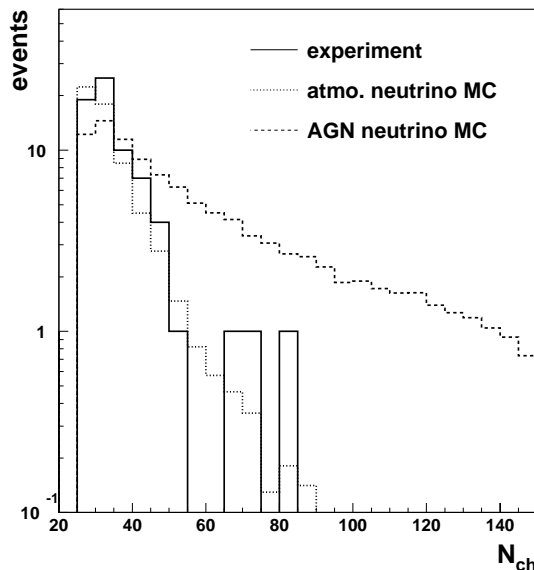
The sensitivity for point sources reached by AMANDA-B10 is only about one order of magnitude above the observation of TeV gamma ray fluxes from the blazar Mrk 501 during its flaring phase in 1997.

#### 5. Some more Results from AMANDA-B10

Other results from AMANDA-B10 include a limit on the flux of neutrinos from Gamma Ray Bursters observed by the BATSE satellite [15], a limit on the flux of relativistic magnetic monopoles [16] and a limit on the neutralino annihilation rate within the earth [17]. Further, AMANDA is monitoring our Galaxy for supernovae explosions, by observing PMT noise rate variations [18].

#### 6. The completed AMANDA-II detector

The completed AMANDA-II detector was calibrated during the austral summer of 2000/2001. Since then, 20 % of the data has been analyzed. With its additional outer ring of 9 strings, AMANDA-II has considerably improved muon track reconstruction capabilities. This is in particular true for tracks close to the horizon. Compared to AMANDA-B10, this leads to an enlarged angular acceptance [19]. The fraction of signal MC retained from the trigger level for the preliminary atmospheric neutrino analysis increased from about 5 % for



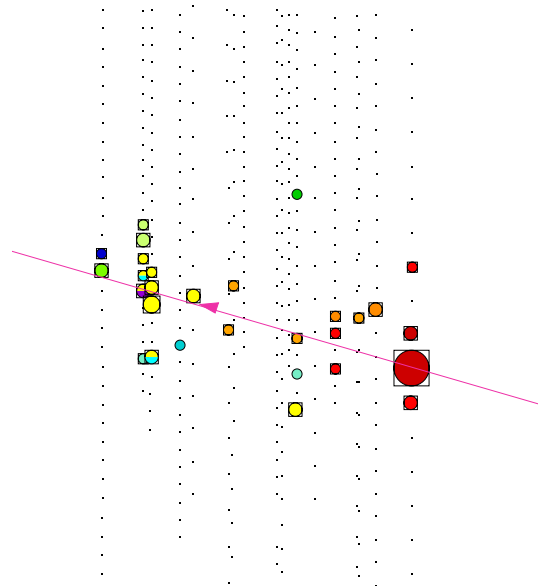
**Figure 3:** Shown is the distribution of the number of fired OMs for experimental data, MC expectation of atmospheric neutrinos and a hypothetical flux of astrophysical neutrinos (AGN).

AMANDA-B10 to 20 % for AMANDA-II. With a higher energy threshold due to a stricter trigger setting, we observe about 4 neutrino candidates per day with AMANDA-II. From the beginning of this year, an online reconstruction and filter has been installed. On a daily basis, we obtain neutrinos candidates similar in rate to that of the above described offline analysis.

With 2-3 years of AMANDA-II data, we expect to gain 0.5-2 orders of magnitude in sensitivity for various astrophysical neutrino sources [20]. The next big step in improving the sensitivity to astrophysical neutrino sources will be the construction of the IceCube-detector [21], a telescope with a 1 km<sup>3</sup> instrumented volume and 5000 OMs on 80 strings surrounding AMANDA-II.

## References

- [1] Andres, E., et al., *Nature*, 410, 441, (2001).
- [2] Wiebusch, C., *DESY-PROC-1-1999*, 302 (1999).
- [3] Wiebusch, C. et al., *Proc. 27<sup>th</sup> ICRC*, Hamburg, 1109 (2001).
- [4] DeYoung T.R., PhD thesis, Univ. Wisconsin, Madison (2001); Gaug, M., Diploma thesis, Humboldt Univ. Zu Berlin (2000). (<http://amanda.berkeley.edu/manuscripts>)
- [5] Hill, G., Leuthold, M. et al., *Proc. 27<sup>th</sup> ICRC*, Hamburg, 1113 (2001).
- [6] Leuthold, M., PhD thesis, Humboldt Univ. zu Berlin (2001).
- [7] Stecker, F., Salomon, M., *Space Sci. Rev.* 75, 341 (1996).
- [8] Nellen, L., Mannheim, K. and Biermann, P., *Phys. Rev. D* **47**, 5270 (1993).
- [9] Mannheim, K., Protheroe, R. and Rachen, J., *Phys. Rev. D* **63**, 023003 (2001).
- [10] Rhode, W. et al., *Astropart. Phys.*, 4:217 (1996).
- [11] Perrone, L. et al., *Proc. 27<sup>th</sup> ICRC*, Hamburg, 1073 (2001).
- [12] Balkanov, V. et al., *Proc. 27<sup>th</sup> ICRC*, Hamburg, 1110 (2001).
- [13] Taboada I., Kowalski M., et al., *Proc. 27<sup>th</sup> ICRC*, Hamburg, 1117 (2001).
- [14] Young, S., PhD thesis, Univ. of California, Irvine, 2001. (<http://amanda.berkeley.edu/manuscripts>)
- [15] Hardke, R., Barouch, G. et al., *Proc. 27<sup>th</sup> ICRC*, Hamburg, 1121 (2001).
- [16] Niessen P., Spiering, C. et al., *Proc. 27<sup>th</sup> ICRC*, Hamburg, 1496 (2001).
- [17] Bai, X. et al., *Proc. IDM2000*, York, England (2000), astro-ph/0012285.
- [18] Andres, E. et al, accepted for publication in *Astropart. Phys.*.
- [19] Wischniewski, R. et al., *Proc. 27<sup>th</sup> ICRC*, Hamburg, 1105 (2001).
- [20] Barwick, S. et al., *Proc. 27<sup>th</sup> ICRC*, Hamburg, 1101 (2001).
- [21] Spiering, C. et al., *Proc. 27<sup>th</sup> ICRC*, Hamburg, 1242 (2001).



**Figure 4:** Event display of a neutrino candidate from the AMANDA-II 2000 data. The colored circles indicate fired PMTs (red means early, blue late). The line represents the reconstructed track. Only a horizontal slice of the detector is shown.