

Search for hadronic decays of feebly-interacting particles at NA62

The NA62 Collaboration ¹

Abstract

The NA62 experiment at CERN has the capability to collect data in a beam-dump mode, where 400 GeV protons are dumped on an absorber. In this configuration, New Physics particles, including dark photons, dark scalars, and axion-like particles, may be produced in the absorber and decay in the instrumented volume beginning approximately 80 m downstream of the dump. A search for these particles decaying in flight to hadronic final states is reported, based on an analysis of a sample of 1.4×10^{17} protons on dump collected in 2021. No evidence of a New Physics signal is observed, excluding new regions of parameter spaces of multiple models.

To be submitted to EPJC

¹Corresponding author: Jan Jerhot
email : jan.jerhot@cern.ch

1 Introduction

Fixed-target experiments present an opportunity to search for the production and decay of long-lived New Physics (NP) particles X with masses, m_X , up to a few GeV/c^2 . These experiments can operate at high intensities in a low-background environment, measuring coupling strengths C_X of NP particles to Standard Model (SM) particles in the range 10^{-8} – 10^{-4} . This range of m_X and C_X is of particular interest in models that describe hypothetical mediators between Dark Matter (DM) and SM particles, collectively referred to as dark sector portals. These mediators enable interactions between the SM and the DM sector and potentially explain various observations for which the SM does not account [1].

A classification of dark sector portal benchmark models proposed in [2] to facilitate the interpretation of experimental results is summarized in table 1. The following benchmark cases (BCs) are considered in this work:

- In *BC1* a new $U(1)$ symmetry gauge boson A' , called the dark photon, interacts with the SM through kinetic mixing: $\mathcal{L} = -\varepsilon/(2\cos\theta_W)F'_{\mu\nu}B^{\mu\nu}$, where $F'_{\mu\nu}$ and $B_{\mu\nu}$ are the field strength tensors of the dark photon and the SM hypercharge gauge boson, respectively, and θ_W is the Weinberg angle. The strength of the interaction is characterised by ε , the mixing parameter with the photon.
- In *BC4–5* a new scalar singlet S , called the dark scalar, interacts with the SM Higgs doublet H : $\mathcal{L} = (\mu S + \lambda S^2)H^\dagger H$, where μ and λ are the coupling constants. Below the electroweak symmetry breaking scale the dark scalar mixes with the SM Higgs boson h in proportion to the parameter $\theta \simeq \mu v/(m_h^2 - m_S^2)$, where v is the vacuum expectation value of the Higgs field.
- In *BC9–11* an axion-like particle a couples to the SM fermions f and gauge bosons V : $\mathcal{L} = C_{ff}/(2\Lambda)\partial_\mu a \bar{f}\gamma^\mu\gamma^5 f$ and $\mathcal{L} = (C_{VV}/\Lambda)aV_{\mu\nu}\tilde{V}^{\mu\nu}$, where Λ is the NP energy scale and C_{ff} and C_{VV} are the coupling constants.

A search for hadronic decays of feebly-interacting particles using the NA62 beam-dump dataset corresponding to 1.4×10^{17} protons on dump collected in 2021 is reported here. A combination of results with the previous NA62 searches for di-lepton decays [3, 4] is also presented.

Table 1: Summary of NP benchmark models, particle types, couplings, and decay channels relevant for fixed-target experiments. Hadronic final states are highlighted; those containing exactly two oppositely charged particles are studied in this work while BC6–8 (leptonic or semi-leptonic decays) and BC9 (di-photon decay) are not considered.

benchmark	NP particle (X)	type	C_X	decay ($m_X < \mathcal{O}(1\text{ GeV}/c^2)$)	
<i>BC1</i>	dark photon (A')	vector	ε	$\ell\ell$	$\pi\pi, 3\pi, 4\pi, K\bar{K}, K\bar{K}\pi$
<i>BC4–5</i>	dark scalar (S)	scalar	θ	$\ell\ell$	$\pi\pi, 4\pi, K\bar{K}$
<i>BC9–11</i>	axion-like particle (a)	pseudoscalar	$C_{ff,VV}$	$\gamma\gamma, \ell\ell$	$\pi\pi\gamma, 3\pi, 4\pi, \pi\pi\eta, K\bar{K}\pi$
<i>BC6–8</i>	heavy neutral lepton (N_I)	fermion	$U_{\alpha I}$	$\pi\ell, \pi\pi\ell, K\ell, \ell_1\ell_2\nu$	

2 Beamline, detector and dataset

NA62 is a multi-purpose fixed-target experiment at the CERN SPS covering a broad kaon and beam-dump physics program with the main aim of measuring the ultra-rare $K^+ \rightarrow \pi^+ \nu \bar{\nu}$ decay [5]. In the kaon operating mode, a $400\text{ GeV}/c$ proton beam from the SPS impinges on a beryllium target producing a secondary unseparated hadron beam. The position of the target defines the origin of the coordinate

system. A $75 \text{ GeV}/c$ momentum component containing 6% of K^+ is selected using an achromat formed by a set of movable copper-iron collimators called the TAX and four dipole magnets (B1A, B1B, B1C, B2), as shown in figure 1-left. In the beam-dump operating mode, the target is removed, and the TAX is moved into a position where the collimator holes do not overlap, effectively serving as a dump for the proton beam, as shown in figure 1-right. Feebly-coupled NP particles can be produced either directly in the interactions of the proton beam with the TAX, or in the interactions and decays of the secondary SM particles produced in the primary interaction. The NP particles can traverse the TAX material and reach a decay volume beginning approximately 80 m downstream. A residual flux of charged particles, most notably muons, penetrates the TAX material. To suppress the rate of these particles reaching the detector, the magnetic fields of the B1C and B2 magnets are optimised [6]. About 50% higher proton beam intensity with respect to the kaon mode is used to maximise the NP particle production, limited by radiation protection constraints. The beamline and detectors are schematically shown in figure 2. Further details of the beam-dump operating mode are given in [3].

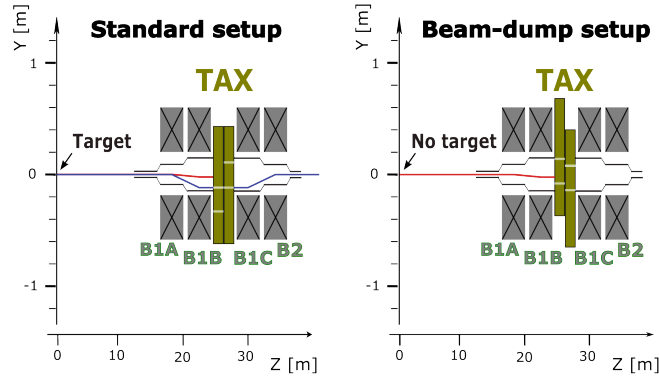


Figure 1: Schematic side view of the NA62 achromat area in the standard (left) and beam-dump (right) setups. The trajectory of a $75 \text{ GeV}/c$ positively charged particle is drawn in blue while the trajectory of a $400 \text{ GeV}/c$ proton is drawn in red.

The NA62 detector [7] includes a 117 m long vacuum vessel beginning approximately 105 m downstream of the target, housing a magnetic spectrometer (STRAW) to measure the momenta of charged particles. A large aperture scintillator veto detector (ANTI0) is installed upstream of the vacuum vessel [5]. The vessel is followed by a ring-imaging Cherenkov counter (RICH), used for charged track timing and particle identification (PID), and two scintillator hodoscopes (labelled CHOD in figure 2) comprising a matrix of tiles (CHOD) and two planes of slabs (NA48-CHOD) used for charged track timing. Further PID is performed using information from the liquid krypton electromagnetic calorimeter (LKr) and iron-scintillator sandwich hadronic calorimeters (MUV1 and MUV2). Additional muon identification is provided by a muon detector (MUV3), located behind a 80 cm-thick iron wall. The calorimeters are complemented by a small-angle veto system (SAV) and a large-angle veto system (LAV); the latter comprises 12 stations installed inside and downstream of the vacuum vessel.

Two trigger lines were implemented for the beam-dump operation in 2021: a minimum bias trigger (Q1), requiring at least one signal in CHOD and downscaled by a factor of 20; and a two-track trigger (H2), requiring two in-time signals in different CHOD tiles. These are complemented by a control trigger requiring at least one LKr cluster with more than 1 GeV deposited energy. This work describes the analysis of 2021 beam-dump data collected during 10 days of operation and corresponding to $N_{\text{POT}} = (1.4 \pm 0.3) \times 10^{17}$ protons on TAX (POT). The POT measurement is performed using a titanium-foil secondary-emission monitor located upstream of the TAX. The uncertainty of N_{POT} is deduced from the operational experience of these monitors and is validated using the number of selected $K^+ \rightarrow \pi^+ \pi^+ \pi^-$ decays in the kaon operating mode.

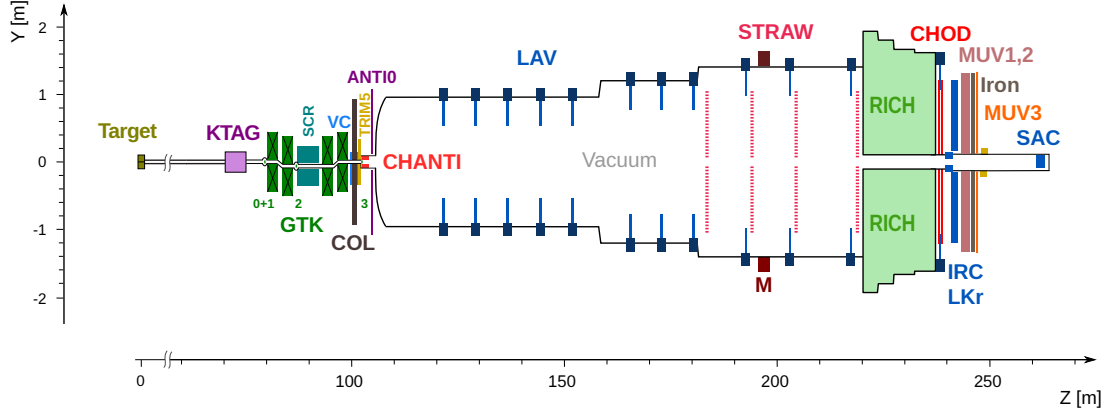


Figure 2: Schematic side view of the NA62 setup in 2021. Information from KTAG, GTK, CHANTI and VC is not used in this analysis. Not all beamline elements are shown.

3 Search for hadronic final states

3.1 Signal selection

The signal selection is applied to a sample satisfying the H2 trigger line. Exactly two good quality STRAW tracks are required; the tracks must be oppositely-charged and form a secondary vertex inside a fiducial volume (FV) with longitudinal coordinate Z_{VTX} within $[105\text{ m}, 180\text{ m}]$ and radial transverse shape defined in [4]. The extrapolated position of each track must be in the geometrical acceptance of LKr, MUV1–3, hodoscopes and inner aperture of the last LAV station. The positions of the two tracks extrapolated to the first STRAW station and to the LKr front plane must be spatially separated by at least 20 mm and 200 mm, respectively. The time of each track is defined as the time of the geometrically associated NA48-CHOD signal if present, otherwise of the CHOD signal. The time of each track must be within 5 ns of the trigger time. The event time is defined as the average of the two track times. No MUV3 signals are allowed within 5 ns and geometrically associated to either track. The two tracks must be identified as hadrons with a probability above 80% by a boosted decision tree classifier using information from LKr, MUV1 and MUV2. This condition optimises the acceptance for hadronic final states and the probability of mistagging a lepton as a hadron. The RICH acceptance is optimised for the identification of positively charged particles. Therefore, if a positive hadron is identified by the RICH as a K^+ , the final state is classified as K^+K^- , otherwise as $\pi^+\pi^-$. As this selection is based only on charged particles, it includes final states containing additional photons.

To reconstruct neutral decay products, a search is performed for LKr clusters with energy exceeding 5 GeV within 4 ns from both track times and not spatially associated with any of the charged tracks. The selected clusters are assumed to belong to photons originating from the secondary vertex. If two photons are within 5 ns from each other, their invariant mass is used to identify π^0 or η mesons. This enables the reconstruction of all hadronic final states from table 1.

To suppress backgrounds and to avoid event misreconstruction, no in-time LAV or SAV signals are allowed. In addition, no in-time ANTI0 signals are allowed that are geometrically compatible with the extrapolated vertex tracks.

The three-momentum of the NP particle candidate is calculated as the sum of the three-momenta of the reconstructed decay products and is used to extrapolate the particle trajectory backward from the secondary vertex to the closest approach to the primary proton beam axis. The mid-point of the minimum-distance segment between the two lines defines the primary vertex where the NP particle is produced. The distributions of simulated $A' \rightarrow \pi^+\pi^-$ and $A' \rightarrow \pi^+\pi^-\pi^0\pi^0$ decays in the plane (Z_{TAX} ,

CDA_{TAX}) are shown in figure 3, where Z_{TAX} is the Z coordinate of the primary vertex and CDA_{TAX} is the closest distance of approach between the two lines. The other NP decays considered in table 1 show similar properties. The signal region (SR) is the area inside a half-ellipse centred at (23 m, 0 mm), corresponding to the mean proton beam impact point on TAX, with semi-axes 23 m and 40 mm, respectively. The control region (CR) is a rectangle surrounding the SR defined as $-7\text{ m} < Z_{TAX} < 53\text{ m}$ and $CDA_{TAX} < 150\text{ mm}$. Both regions are kept masked in the data sample until the validation of the background estimates.

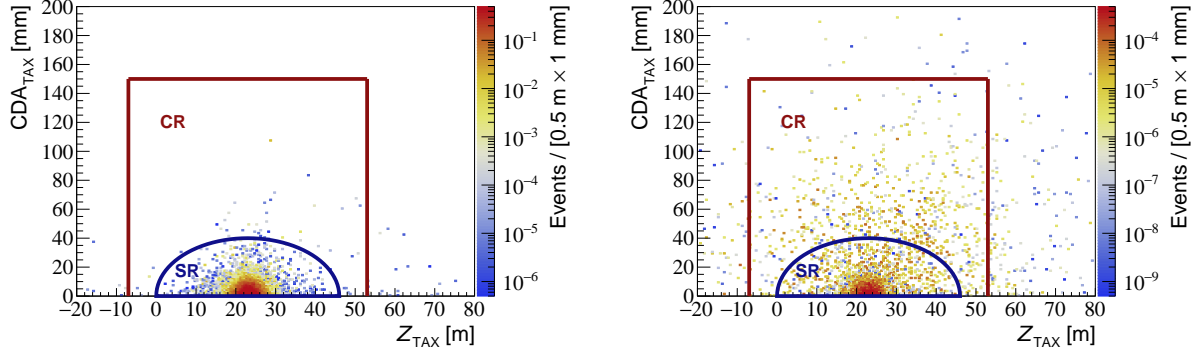


Figure 3: Distribution of fully reconstructed simulated $A' \rightarrow \pi^+ \pi^-$ (left) and $A' \rightarrow \pi^+ \pi^- \pi^0 \pi^0$ (right) decays in the plane (Z_{TAX} , CDA_{TAX}). The ellipse and box define the signal and control regions, respectively. The expected number of events is shown for BCI model with $m_{A'} = 908\text{ MeV}/c^2$, $\varepsilon = 7 \times 10^{-7}$ and $N_{POT} = 1.4 \times 10^{17}$.

The mass of the candidate NP particle m_X is computed using the masses and three-momenta of the reconstructed particles at the secondary vertex. For the signal, a Gaussian distribution of m_X is expected with the standard deviation σ_{m_X} varying with the NP particle mass.

3.2 Background estimation

The background sources are studied and their estimates are validated outside the masked SR and CR using simulations and data-driven methods. With the number of expected $\ell^+ \ell^-$ background events at the level of 10^{-2} [3, 4] and the probability to misidentify a charged lepton as a hadron below 10^{-2} , only direct hadron production can lead to sizeable backgrounds. Four types of processes resulting in hadron production are identified:

- *Kaon decays*: Hadrons escaping the TAX can interact upstream of the FV and produce secondary particles including kaons. Figure 4 shows the distribution of reconstructed $\pi^+ \pi^- (\gamma)$ data events in the plane (Z_{VTX} , $m_{\pi\pi(\gamma)}$) when inverting the ANTI0 veto condition and removing the LAV veto condition. The distribution consists of three components: interactions in the collimator preceding the FV; $K_S \rightarrow \pi^+ \pi^-$ decays; $K^+ \rightarrow \pi^+ \pi^+ \pi^-$ decays with a pion escaping detection or mis-reconstructed as a photon. The upstream interactions do not enter the signal sample as they are not reconstructed in the FV. A 3σ window in the NP mass around the K_S mass is ignored for all final states. To evaluate the K^+ background, single tracks, collected by the Q1 trigger and identified as K^+ using the RICH, are used as an input for the $K^+ \rightarrow \pi^+ \pi^+ \pi^-$ decay simulations in the FV. The resulting $\pi^+ \pi^-$ and $\pi^+ \pi^- \gamma$ mass distributions are empirically fitted using Gaussian functions with mean values of $340\text{ MeV}/c^2$ and $450\text{ MeV}/c^2$, and standard deviations of $10\text{ MeV}/c^2$ and $40\text{ MeV}/c^2$, respectively. The simulated distribution of the background events in the (Z_{TAX} , CDA_{TAX}) plane obtained without applying LAV and ANTI0 veto conditions is shown in figure 5.

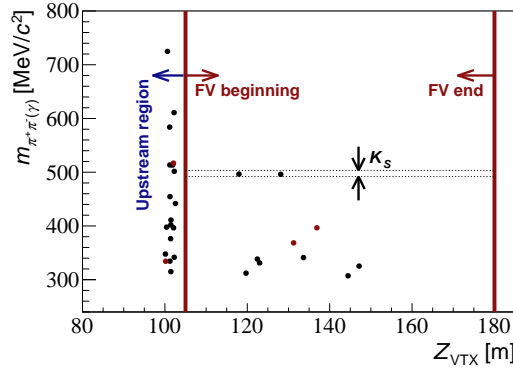


Figure 4: Distributions of $\pi^+\pi^-$ (black) and $\pi^+\pi^-\gamma$ (red) data events in the plane $(Z_{\text{VTX}}, m_{\pi\pi(\gamma)})$ when inverting the ANTI0 veto condition and removing the LAV veto condition. Vertical solid lines indicate the FV. The excluded 3σ window around the K_S mass is indicated by horizontal dashed lines.

- *Prompt*: The prompt background produced by muons traversing the material upstream of or within the vacuum vessel is evaluated with a data-driven Monte Carlo (MC) simulation. Single tracks, collected by the Q1 trigger and identified as muons by LKr and MUV3, are used as an input for a standalone code (PUMAS [8]) interfaced with GEANT4 [9]. Muons are propagated backwards accounting for the expected energy loss and bending induced by magnetic fields. The muon energy and geometrical distribution obtained in a plane upstream of the FV is used as an input for a forward GEANT4-based simulation of the muon interactions in the detector material. The background mechanism identified with the simulation is inelastic muon-nucleus interaction. The prompt background is found to contribute to each final state but at the level of 10^{-4} events or less.
- *Combinatorial*: The combinatorial background originates from the pairing of interaction products of uncorrelated beam protons. This contribution is evaluated using single tracks collected by the Q1 trigger identified as hadrons, overlaid in time to simulate accidental superposition. While this component is responsible for the dominant background for the $\mu\mu$ analysis [3], with approximately 0.02 hadron tracks per muon track it results in a $\pi^+\pi^-$ background of the order of 10^{-5} events, and therefore it is negligible for the hadronic final states.

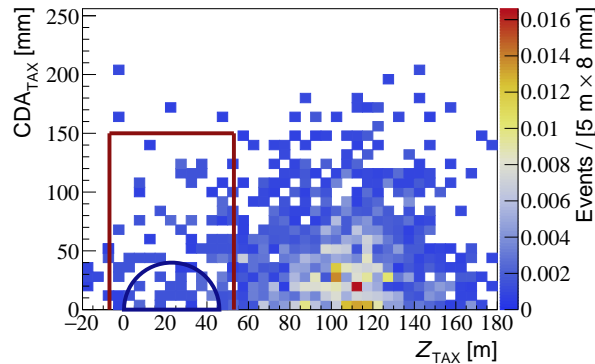


Figure 5: Distribution of simulated $K^+ \rightarrow \pi^+\pi^+\pi^-$ decay events in the plane $(Z_{\text{TAX}}, \text{CDA}_{\text{TAX}})$ without the LAV and ANTI0 veto conditions, scaled to the observed number of data events.

- *Neutrino-induced:* The flux of ν_μ and $\bar{\nu}_\mu$ corresponding to 10^{18} proton interactions in the TAX is determined using GEANT4. Charged and neutral current interactions are simulated in the passive material using the GENIE framework [10], effectively enhancing the interaction cross section, interfaced with GEANT4. No two-track events are reconstructed. The background is found to be negligible.

The background estimates are summarized in table 2. The $K^+ \rightarrow \pi^+\pi^+\pi^-$ decay constitutes the dominant background process and contributes to the $\pi^+\pi^-$ and $\pi^+\pi^-\gamma$ final states only.

Table 2: Summary of expected background counts N_{exp} in CR and SR after full selection, with errors corresponding to a 68% coverage, and the minimum number of events $N_{\text{min}}^{5\sigma}$ to be observed to claim a 5σ discovery, separately for SR and the union of SR and CR.

Channel	$N_{\text{exp,CR}}$	$N_{\text{exp,SR}}$	$N_{\text{min,SR}}^{5\sigma}$	$N_{\text{min,SR+CR}}^{5\sigma}$
$\pi^+\pi^-$	0.013 ± 0.007	0.007 ± 0.005	3	4
$\pi^+\pi^-\gamma$	0.031 ± 0.016	0.007 ± 0.004	3	5
$\pi^+\pi^-\pi^0$	$(1.3^{+4.4}_{-1.0}) \times 10^{-7}$	$(1.2^{+4.3}_{-1.0}) \times 10^{-7}$	1	1
$\pi^+\pi^-\pi^0\pi^0$	$(1.6^{+7.6}_{-1.4}) \times 10^{-8}$	$(1.6^{+7.4}_{-1.4}) \times 10^{-8}$	1	1
$\pi^+\pi^-\eta$	$(7.3^{+27.0}_{-6.1}) \times 10^{-8}$	$(7.0^{+26.2}_{-5.8}) \times 10^{-8}$	1	1
K^+K^-	$(4.7^{+15.7}_{-3.9}) \times 10^{-7}$	$(4.6^{+15.2}_{-3.8}) \times 10^{-7}$	1	2
$K^+K^-\pi^0$	$(1.6^{+3.2}_{-1.2}) \times 10^{-9}$	$(1.5^{+3.1}_{-1.2}) \times 10^{-9}$	1	1

3.3 Expected number of signal events

The numbers of expected signal events N_{exp}^{ij} as a function of the particle mass m_X and lifetime τ_X are estimated for each combination of production process i and final state j using GEANT4-based simulations. To allow a model-independent interpretation of the analysis result, the coupling C_X is kept at a reference value, considered as a multiplicative constant, and the decay branching ratio BR_X^j is assumed to be unity for each channel j . The hadronic decay channels j are highlighted in table 1 for each NP particle. Including the di-lepton decay channels studied in [4], 61 combinations of production processes and decay channels are studied. The values of N_{exp}^{ij} are evaluated as

$$N_{\text{exp}}^{ij}(m_X, \tau_X) = N_{\text{POT}} \times \chi_{pp \rightarrow X}^i(m_X) \times P_{\text{RD}}^i(m_X, \tau_X) \times A_{\text{acc}}^{ij}(m_X, \tau_X), \quad (1)$$

where the probability for the NP particle to reach the FV and decay therein, P_{RD}^i , and the signal selection acceptance, A_{acc}^{ij} , for NP particles that reach the FV and decay therein, including trigger efficiency, are functions of m_X and τ_X . The probability of NP particle production in the dump, $\chi_{pp \rightarrow X}^i$, is evaluated for several production processes:

- *B-meson decays for dark scalars and axion-like particles:* B mesons are produced by interactions of the primary beam protons in the TAX. The B^+ , B^- , B^0 and \bar{B}^0 production kinematic spectra are simulated with PYTHIA8.3 [11] under the conservative assumption that B mesons are produced only by primary interactions of the beam protons with the TAX. The production cross section derived in [12] is used. The $B \rightarrow KX$ decays, where K stands for both charged and neutral kaons and their resonances, are simulated, using the decay widths from [13] and [14] for the model-dependent interpretation for axion-like particles and dark scalars, respectively.
- *Light-meson decays for dark photons:* Light pseudoscalar $P = \{\pi^0, \eta, \eta'\}$ and vector $V = \{\rho^0, \omega, \phi\}$ mesons are produced by interactions of the primary beam protons in the TAX. The light meson spectra are simulated using PYTHIA8.3, validated in [15]. The $P \rightarrow A'\gamma$ and $V \rightarrow A'P$ decays are considered.

- *Meson mixing for dark photons and axion-like particles:* The light mesons produced as in the previous production process can mix with the NP particles carrying the same quantum numbers. The kinematics of the emitted NP particles is modified with respect to the light mesons by $P - a$ and $V - A'$ mixing, but there is no complete treatment of this effect available in the literature. Therefore, the NP particle kinematics is approximately evaluated as discussed in [16].
- *Bremsstrahlung production for dark scalars and dark photons:* NP particles can be produced through quasi-elastic scattering of the beam proton on the TAX nuclei. The dark scalar bremsstrahlung is simulated using the quasi-real approximation from [17]. A time-like form factor accounts for the resonant production enhancement. An off-shell form factor effectively decreases the particle production when the energy transfer approaches a cutoff scale of 1.5 GeV. The dark photon bremsstrahlung is simulated using the modified Weizsacker-Williams approximation as in [3, 4]. For comparison, results using this approximation, not accounting for the off-shell form factor but including the time-like form factor are also derived.
- *Primakoff production for axion-like particles:* Axion-like particles can be resonantly produced through the Primakoff effect. This can be mediated by both off-shell photons from primary protons and on-shell photons from light meson decays. The differential cross section from [18] is used.

Figure 6 summarises the information obtained using equation 1 and mass resolution for a dark photon produced via bremsstrahlung and decaying to a $\pi^+\pi^-$ pair.

The systematic uncertainty in the expected number of events, computed from equation (1), is dominated by the 20% relative uncertainty in the measured N_{POT} . The theory uncertainties entering P_{RD} and $\chi_{pp \rightarrow X}$ are not considered. The systematic uncertainty in A_{acc} is estimated to be 3.3%, dominated by the limited simulation statistics and the simulation of PID efficiencies.

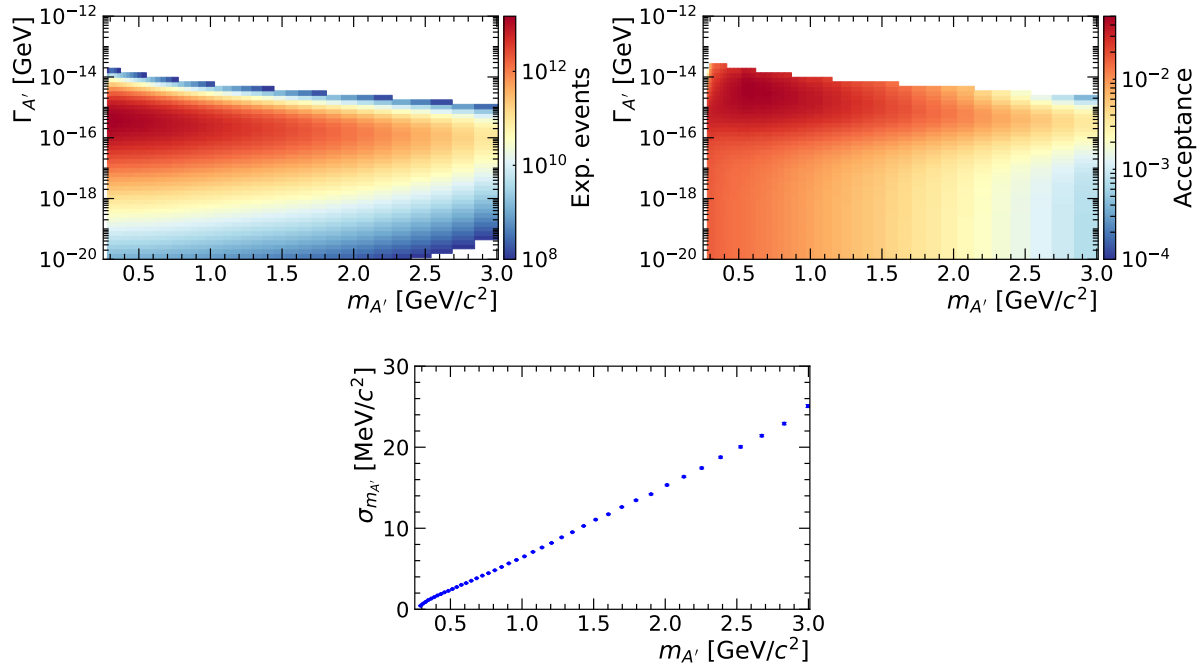


Figure 6: Top left: Number of expected $A' \rightarrow \pi^+\pi^-$ events in the plane $(m_{A'}, \Gamma_{A'} = \hbar/\tau_{A'})$ after full selection, assuming $\varepsilon = 1$ and $\text{BR}(A' \rightarrow \pi^+\pi^-) = 1$. Top right: Acceptance of the $A' \rightarrow \pi^+\pi^-$ decay for particles that reach the FV and decay therein shown in the plane $(m_{A'}, \Gamma_{A'})$. Bottom: Mass resolution of the reconstructed NP particle in the decay $A' \rightarrow \pi^+\pi^-$ as a function of its mass.

4 Results

After unmasking the CRs and SRs, no events are observed for the hadronic decays studied. The public framework ALPINIST [16] is used for the model-dependent interpretation of the result for each BC scenario, calculating the total expected number of events as a function of the X mass and coupling, $N_{\text{exp}}(m_X, C_X)$, by combining the individual values of $N_{\text{exp}}^{ij}(m_X, \tau_X)$ according to table 1 including the di-lepton channels studied in [4]. The decay widths of the hadronic channels are calculated from [19–22].

The exclusion limits are derived using the CL_s method [23] performing a likelihood fit on a grid of C_X and m_X values. The results for $BC1$ (dark photon) and $BC4$ (dark scalar) are shown in figures 7 and 8, respectively. The result for $BC5$ is equivalent to $BC4$ as the exclusion limit does not extend to the low coupling region, in which the dark scalar pair production in B meson decays becomes relevant. The axion-like particle exclusion bounds shown in figure 9 are evaluated assuming a UV scale $\Lambda = 1 \text{ TeV}$. Due to small hadronic decay widths for $BC10$ (fermion-coupled axion-like particle), only the di-lepton decays are considered. Similarly for $BC11$ (gluon-coupled axion-like particle), only hadronic decay channels are considered. Mass windows around $\pi^0, \eta, \eta', \rho, \omega, \phi$ masses are not displayed in figures 7–9 as the theory estimate of the expected signal is not reliable for NP particles quasi-degenerate with respect to the SM particles. The N_{POT} and the background estimate probability distribution functions are modelled as log-normal distributions. The expected signal and background mass distributions are included in the likelihood evaluation. The likelihood also accounts for observed events, expected signal and background counts. The expected di-lepton signal counts are updated with respect to the evaluation used in [4] by extending to the full momentum range of the light mesons. For completeness, a comparison between the updated di-lepton exclusion bound with the one published in [4] is shown in figure 10.

In all studied benchmark cases the exclusion contours extend beyond the previous limits: the proton beam-dump experiments CHARM and NuCal [16, 24–27], the electron beam-dump experiments E137, E141 and NA64 [28–32], the forward collider experiment FASER [33] and the kaon-decay measurements by NA62 and E949 [34–40].

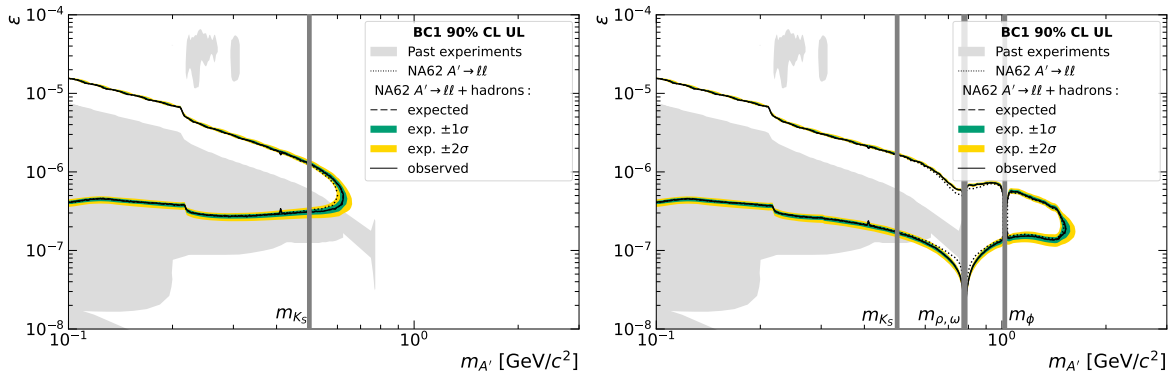


Figure 7: Observed 90% CL exclusion contours in the plane (m_X, C_X) in dark photon $BC1$ benchmark case combining hadronic and di-lepton channels compared to the updated NA62 di-lepton result. Left: Result using bremsstrahlung production without the time-like form factor. Right: Result including mixing production and bremsstrahlung production with a time-like form factor. Expected $\pm 1\sigma$ and $\pm 2\sigma$ bands correspond to the uncertainty in the number of protons on TAX (theory uncertainty not included). In both panels, the exclusion contours for past proton beam-dump experiments assume a bremsstrahlung production including a time-like form factor.

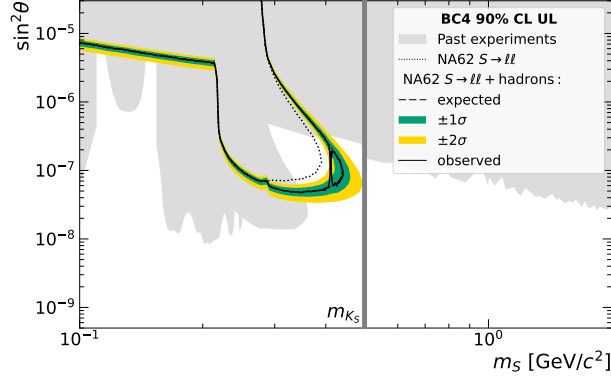


Figure 8: The observed 90% CL exclusion contours in the plane (m_X, C_X) in dark scalar *BC4* benchmark case combining hadronic and di-lepton channels compared to the NA62 di-lepton result. Expected $\pm 1\sigma$ and $\pm 2\sigma$ bands correspond to the uncertainty in the number of protons on TAX (theory uncertainty not included).

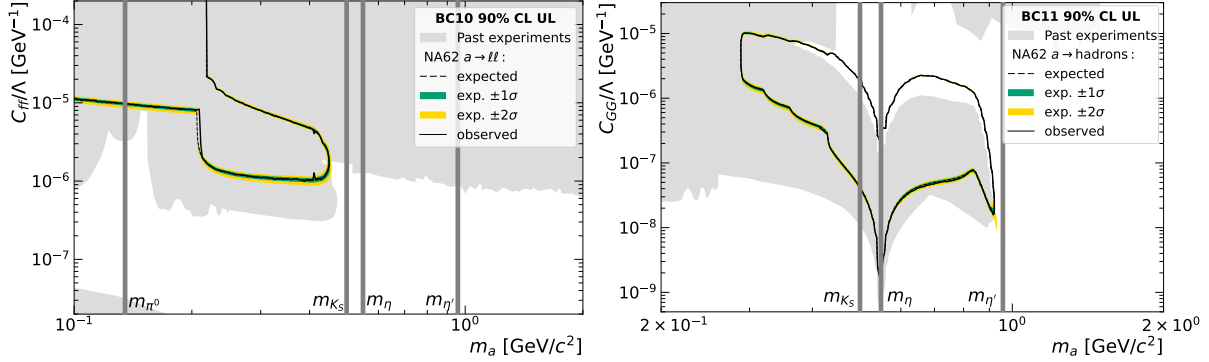


Figure 9: The observed 90% CL exclusion contours in the plane (m_X, C_X) in the fermion-coupled axion-like particle *BC10* (left) and gluon-coupled axion-like particle *BC11* (right) benchmark cases, evaluated assuming $\Lambda = 1$ TeV. Expected $\pm 1\sigma$ and $\pm 2\sigma$ bands correspond to the uncertainty in the number of protons on TAX (theory uncertainty not included).

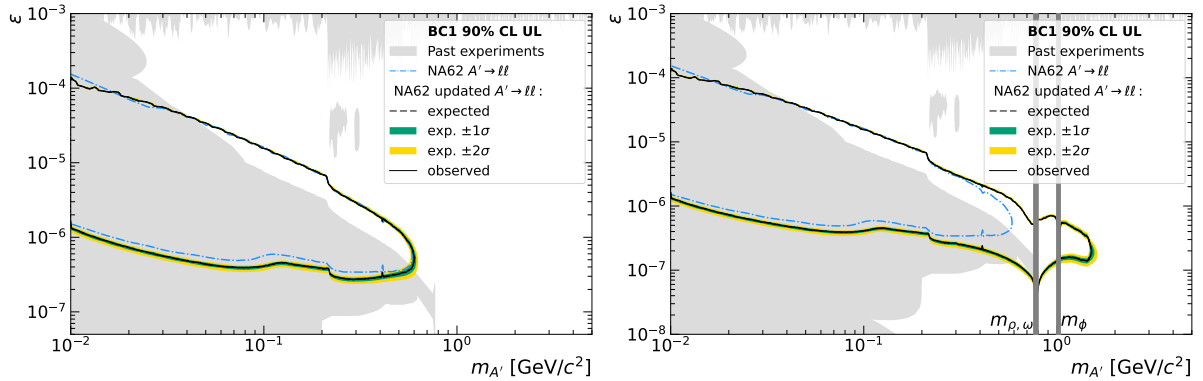


Figure 10: The observed 90% CL exclusion contours in the plane (m_X, C_X) in *BC1* benchmark case for di-lepton final states together with the expected $\pm 1\sigma$ and $\pm 2\sigma$ bands (theory uncertainty not included) with updated light meson spectra only (left) and with mixing production and time-like form factor for bremsstrahlung production (right). The exclusion contour obtained in [4] is displayed as a dash-dotted blue line.

5 Conclusions and prospects

The NA62 2021 beam-dump data sample equivalent to $N_{\text{POT}} = 1.4 \times 10^{17}$ has been investigated for decays of New Physics particles into $\pi^+\pi^-$, $\pi^+\pi^-\gamma$, $\pi^+\pi^-\pi^0$, $\pi^+\pi^-\pi^0\pi^0$, $\pi^+\pi^-\eta$, K^+K^- and $K^+K^-\pi^0$ final states, with no signal observed. Combining this result with the previous searches for the di-lepton final states, e^+e^- and $\mu^+\mu^-$, using the same dataset, new regions of dark scalar, dark photon and axion-like particle parameter spaces are excluded, improving on previous experimental searches. An additional NA62 beam-dump dataset equivalent to $N_{\text{POT}} = 4.9 \times 10^{17}$ is being analysed. The analysis has demonstrated no background limitation for statistics of $N_{\text{POT}} = 10^{18}$.

Acknowledgements

It is a pleasure to express our appreciation to the staff of the CERN laboratory and the technical staff of the participating laboratories and universities for their efforts in the operation of the experiment and data processing.

The cost of the experiment and its auxiliary systems was supported by the funding agencies of the Collaboration Institutes. We are particularly indebted to: F.R.S.-FNRS (Fonds de la Recherche Scientifique - FNRS), under Grants No. 4.4512.10, 1.B.258.20, Belgium; CECI (Consortium des Equipements de Calcul Intensif), funded by the Fonds de la Recherche Scientifique de Belgique (F.R.S.-FNRS) under Grant No. 2.5020.11 and by the Walloon Region, Belgium; NSERC (Natural Sciences and Engineering Research Council), funding SAPPJ-2018-0017, Canada; MEYS (Ministry of Education, Youth and Sports) funding LM 2018104, Czech Republic; BMBF (Bundesministerium für Bildung und Forschung), Germany; INFN (Istituto Nazionale di Fisica Nucleare), Italy; MIUR (Ministero dell’Istruzione, dell’Università e della Ricerca), Italy; CONACyT (Consejo Nacional de Ciencia y Tecnología), Mexico; IFA (Institute of Atomic Physics) Romanian CERN-RO Nr. 10/10.03.2020 and Nucleus Programme PN 19 06 01 04, Romania; MESRS (Ministry of Education, Science, Research and Sport), Slovakia; CERN (European Organization for Nuclear Research), Switzerland; STFC (Science and Technology Facilities Council), United Kingdom; NSF (National Science Foundation) Award Numbers 1506088 and 1806430, U.S.A.; ERC (European Research Council) “UniversaLepto” advanced grant 268062, “KaonLepton” starting grant 336581, Europe.

Individuals have received support from: Charles University (grants UNCE 24/SCI/016, PRIMUS 23/SCI/025), Ministry of Education, Youth and Sports (project FORTE CZ.02.01.01/00/22-008/0004632), Czech Republic; Czech Science Foundation (grant 23-06770S); Agence Nationale de la Recherche (grant ANR-19-CE31-0009), France; Ministero dell’Istruzione, dell’Università e della Ricerca (MIUR “Futuro in ricerca 2012” grant RBFR12JF2Z, Project GAP), Italy; the Royal Society (grants UF100308, UF0758946), United Kingdom; STFC (Rutherford fellowships ST/J00412X/1, ST/M005798/1), United Kingdom; ERC (grants 268062, 336581 and starting grant 802836 “AxScale”); EU Horizon 2020 (Marie Skłodowska-Curie grants 701386, 754496, 842407, 893101, 101023808).

References

- [1] C. Antel, et al., *Eur. Phys. J. C* **83**(12), 1122 (2023). DOI 10.1140/epjc/s10052-023-12168-5
- [2] J. Beacham, et al., *J. Phys. G* **47**(1), 010501 (2020). DOI 10.1088/1361-6471/ab4cd2
- [3] E. Cortina Gil, et al., *JHEP* **09**, 035 (2023). DOI 10.1007/JHEP09(2023)035
- [4] E. Cortina Gil, et al., *Phys. Rev. Lett.* **133**(11), 111802 (2024). DOI 10.1103/PhysRevLett.133.111802
- [5] E. Cortina Gil, et al., arXiv:2412.12015, submitted to JHEP

- [6] M. Rosenthal, et al., *Int. J. Mod. Phys. A* **34**(36), 1942026 (2019). DOI 10.1142/S0217751X19420260
- [7] E. Cortina Gil, et al., *JINST* **12**(05), P05025 (2017). DOI 10.1088/1748-0221/12/05/P05025
- [8] V. Niess, A. Barnoud, C. Cârloganu, E. Le Ménédeu, *Comput. Phys. Commun.* **229**, 54 (2018). DOI 10.1016/j.cpc.2018.04.001
- [9] S. Agostinelli, et al., *Nucl. Instrum. Meth. A* **506**, 250 (2003). DOI 10.1016/S0168-9002(03)01368-8
- [10] C. Andreopoulos, et al., *Nucl. Instrum. Meth. A* **614**, 87 (2010). DOI 10.1016/j.nima.2009.12.009
- [11] C. Bierlich, et al., *SciPost Phys. Codeb.* **2022**, 8 (2022). DOI 10.21468/SciPostPhysCodeb.8
- [12] J.L. Schubert, B. Döbrich, J. Jerhot, T. Spadaro, arXiv:2407.08673, accepted by JHEP
- [13] M. Bauer, M. Neubert, S. Renner, M. Schnubel, A. Thamm, *JHEP* **09**, 056 (2022). DOI 10.1007/JHEP09(2022)056
- [14] I. Boiarska, K. Bondarenko, A. Boyarsky, V. Gorkavenko, M. Ovchinnikov, A. Sokolenko, *JHEP* **11**, 162 (2019). DOI 10.1007/JHEP11(2019)162
- [15] B. Döbrich, J. Jaeckel, T. Spadaro, *JHEP* **05**, 213 (2019). DOI 10.1007/JHEP05(2019)213. [Erratum: *JHEP* **10**, 046 (2020)]
- [16] J. Jerhot, et al., *JHEP* **07**, 094 (2022). DOI 10.1007/JHEP07(2022)094. URL <https://doi.org/10.5281/zenodo.13167444>
- [17] S. Foroughi-Abari, A. Ritz, *Phys. Rev. D* **105**(9), 095045 (2022). DOI 10.1103/PhysRevD.105.095045
- [18] B. Döbrich, J. Jaeckel, F. Kahlhoefer, A. Ringwald, K. Schmidt-Hoberg, *JHEP* **02**, 018 (2016). DOI 10.1007/JHEP02(2016)018
- [19] P. Ilten, Y. Soreq, M. Williams, W. Xue, *JHEP* **06**, 004 (2018). DOI 10.1007/JHEP06(2018)004
- [20] D. Aloni, Y. Soreq, M. Williams, *Phys. Rev. Lett.* **123**(3), 031803 (2019). DOI 10.1103/PhysRevLett.123.031803
- [21] M.W. Winkler, *Phys. Rev. D* **99**(1), 015018 (2019). DOI 10.1103/PhysRevD.99.015018
- [22] G. Dalla Valle Garcia, F. Kahlhoefer, M. Ovchinnikov, A. Zaporozhchenko, *Phys. Rev. D* **109**(5), 055042 (2024). DOI 10.1103/PhysRevD.109.055042
- [23] T. Junk, *Nucl. Instrum. Meth. A* **434**, 435 (1999). DOI 10.1016/S0168-9002(99)00498-2
- [24] F. Bergsma, et al., *Phys. Lett. B* **157**, 458 (1985). DOI 10.1016/0370-2693(85)90400-9
- [25] J. Blumlein, et al., *Z. Phys. C* **51**, 341 (1991). DOI 10.1007/BF01548556
- [26] J. Blumlein, et al., *Int. J. Mod. Phys. A* **7**, 3835 (1992). DOI 10.1142/S0217751X9200171X
- [27] J. Blümlein, J. Brunner, *Phys. Lett. B* **731**, 320 (2014). DOI 10.1016/j.physletb.2014.02.029
- [28] J.D. Bjorken, S. Ecklund, W.R. Nelson, A. Abashian, C. Church, B. Lu, L.W. Mo, T.A. Nunamaker, P. Rassmann, *Phys. Rev. D* **38**, 3375 (1988). DOI 10.1103/PhysRevD.38.3375




- [29] E.M. Riordan, et al., Phys. Rev. Lett. **59**, 755 (1987). DOI 10.1103/PhysRevLett.59.755
- [30] S. Andreas, C. Niebuhr, A. Ringwald, Phys. Rev. D **86**, 095019 (2012). DOI 10.1103/PhysRevD.86.095019
- [31] D. Banerjee, et al., Phys. Rev. Lett. **125**(8), 081801 (2020). DOI 10.1103/PhysRevLett.125.081801
- [32] D. Banerjee, et al., Phys. Rev. D **101**(7), 071101 (2020). DOI 10.1103/PhysRevD.101.071101
- [33] H. Abreu, et al., Phys. Lett. B **848**, 138378 (2024). DOI 10.1016/j.physletb.2023.138378
- [34] E. Cortina Gil, et al., JHEP **06**, 093 (2021). DOI 10.1007/JHEP06(2021)093
- [35] Y. Afik, B. Döbrich, J. Jerhot, Y. Soreq, K. Tobioka, Phys. Rev. D **108**(5), 055007 (2023). DOI 10.1103/PhysRevD.108.055007
- [36] E. Cortina Gil, et al., JHEP **02**, 201 (2021). DOI 10.1007/JHEP02(2021)201
- [37] E. Cortina Gil, et al., Phys. Lett. B **850**, 138513 (2024). DOI 10.1016/j.physletb.2024.138513
- [38] A.V. Artamonov, et al., Phys. Lett. B **623**, 192 (2005). DOI 10.1016/j.physletb.2005.07.057
- [39] A.V. Artamonov, et al., Phys. Rev. D **79**, 092004 (2009). DOI 10.1103/PhysRevD.79.092004
- [40] S. Gori, G. Perez, K. Tobioka, JHEP **08**, 110 (2020). DOI 10.1007/JHEP08(2020)110

The NA62 Collaboration


Université Catholique de Louvain, Louvain-La-Neuve, Belgium

E. Cortina Gil , J. Jerhot ^{*}, ¹ , N. Lurkin 

TRIUMF, Vancouver, British Columbia, Canada

T. Numao , B. Velghe , V. W. S. Wong 

University of British Columbia, Vancouver, British Columbia, Canada

D. Bryman ² 

Charles University, Prague, Czech Republic

Z. Hives , T. Husek ³ , K. Kampf , M. Kolesar , M. Koval 











Aix Marseille University, CNRS/IN2P3, CPPM, Marseille, France

B. De Martino , M. Perrin-Terrin , L. Petit ⁴ 

Max-Planck-Institut für Physik (Werner-Heisenberg-Institut), Garching, Germany

B. Döbrich , S. Lezki , J. Schubert ⁵ 

Institut für Physik and PRISMA Cluster of Excellence, Universität Mainz, Mainz, Germany

A. T. Akmete , R. Aliberti ⁶ , M. Ceoletta ⁷ , L. Di Lella , N. Doble , L. Peruzzo , C. Polivka ,
S. Schuchmann , H. Wahl , R. Wanke 

Dipartimento di Fisica e Scienze della Terra dell'Università e INFN, Sezione di Ferrara, Ferrara, Italy

P. Dalpiaz, R. Negrello , I. Neri , F. Petrucci , M. Soldani 

INFN, Sezione di Ferrara, Ferrara, Italy

L. Bandiera , N. Canale , A. Cotta Ramusino , A. Gianoli , M. Romagnoni , A. Sytov 

Dipartimento di Fisica e Astronomia dell'Università e INFN, Sezione di Firenze, Sesto Fiorentino, Italy

M. Lenti , P. Lo Chiatto ¹ , I. Panichi , G. Ruggiero 











INFN, Sezione di Firenze, Sesto Fiorentino, Italy

A. Bizzeti ⁸ , F. Bucci 


Laboratori Nazionali di Frascati, Frascati, Italy

A. Antonelli , V. Kozuharov ⁹ , G. Lanfranchi , S. Martellotti , M. Moulson , T. Spadaro ,
G. Tinti 

Dipartimento di Fisica "Ettore Pancini" e INFN, Sezione di Napoli, Napoli, Italy

F. Ambrosino , M. D'Errico , R. Fiorenza ¹⁰ , M. Francesconi , R. Giordano , P. Massarotti ,
M. Mirra , M. Napolitano , I. Rosa , G. Saracino 

Dipartimento di Fisica e Geologia dell'Università e INFN, Sezione di Perugia, Perugia, Italy

G. Anzivino 

INFN, Sezione di Perugia, Perugia, Italy

P. Cenci¹⁰, V. Duk¹⁰, R. Lollini¹⁰, P. Lubrano¹⁰, M. Pepe¹⁰, M. Piccini¹⁰

Dipartimento di Fisica dell'Università e INFN, Sezione di Pisa, Pisa, Italy

F. Costantini¹⁰, M. Giorgi¹⁰, S. Giudici¹⁰, G. Lamanna¹⁰, E. Lari¹⁰, E. Pedreschi¹⁰, J. Pinzino¹⁰,
M. Sozzi¹⁰

INFN, Sezione di Pisa, Pisa, Italy

R. Fantechi¹⁰, F. Spinella¹⁰

Scuola Normale Superiore e INFN, Sezione di Pisa, Pisa, Italy

I. Mannelli¹⁰

Dipartimento di Fisica, Sapienza Università di Roma e INFN, Sezione di Roma I, Roma, Italy

M. Raggi¹⁰

INFN, Sezione di Roma I, Roma, Italy

A. Biagioni¹⁰, P. Cretaro¹⁰, O. Frezza¹⁰, A. Lonardo¹⁰, M. Turisini¹⁰, P. Vicini¹⁰

INFN, Sezione di Roma Tor Vergata, Roma, Italy

R. Ammendola¹⁰, V. Bonaiuto¹¹, A. Fucci, A. Salamon¹⁰, F. Sargeni¹²

Dipartimento di Fisica dell'Università e INFN, Sezione di Torino, Torino, Italy

R. Arcidiacono¹³, B. Bloch-Devau^{3, 14}, E. Menichetti¹⁰, E. Migliore¹⁰

INFN, Sezione di Torino, Torino, Italy

C. Biino¹⁵, A. Filippi¹⁰, F. Marchetto¹⁰, D. Soldi¹⁰

Institute of Nuclear Physics, Almaty, Kazakhstan

Y. Mukhamejanov¹⁰, A. Mukhamejanova¹⁶, N. Saduyev¹⁰, S. Sakhiyev¹⁰

Instituto de Física, Universidad Autónoma de San Luis Potosí, San Luis Potosí, Mexico

A. Briano Olvera¹⁰, J. Engelfried¹⁰, N. Estrada-Tristan¹⁷, R. Piandani¹⁰, M. A. Reyes Santos¹⁷,
K. A. Rodriguez Rivera¹⁰

**Horia Hulubei National Institute for R&D in Physics and Nuclear Engineering,
Bucharest-Magurele, Romania**

P. Boboc¹⁰, A. M. Bragadireanu, S. A. Ghinescu¹⁰, O. E. Hutanu

Faculty of Mathematics, Physics and Informatics, Comenius University, Bratislava, Slovakia

T. Blazek¹⁰, V. Cerny¹⁰, T. Velas¹⁰, R. Volpe¹⁸

CERN, European Organization for Nuclear Research, Geneva, Switzerland

J. Bernhard¹⁰, L. Bician¹⁹, M. Boretto¹⁰, F. Brizioli¹⁸, A. Ceccucci¹⁰, M. Corvino¹⁰,
H. Danielsson¹⁰, F. Duval, L. Federici¹⁰, E. Gamberini¹⁰, R. Guida¹⁰, E. B. Holzer¹⁰, B. Jenninger,
Z. Kucerova¹⁰, G. Lehmann Miotto¹⁰, P. Lichard¹⁰, K. Massri²⁰, E. Minucci²¹, M. Noy, V. Ryjov,
J. Swallow²², M. Zamkovsky¹⁰

Ecole Polytechnique Fédérale Lausanne, Lausanne, Switzerland

X. Chang¹⁰, A. Kleimenova¹⁰, R. Marchevski¹⁰

School of Physics and Astronomy, University of Birmingham, Birmingham, United Kingdom

J. R. Fry¹⁰, F. Gonnella¹⁰, E. Goudzovski¹⁰, J. Henshaw¹⁰, C. Kenworthy¹⁰, C. Lazzeroni¹⁰,
C. Parkinson¹⁰, A. Romano¹⁰, C. Sam¹⁰, J. Sanders¹⁰, A. Sergi²³, A. Shaikhiev²⁰, A. Tomczak¹⁰

School of Physics, University of Bristol, Bristol, United Kingdom

H. Heath¹⁰

School of Physics and Astronomy, University of Glasgow, Glasgow, United Kingdom

D. Britton¹⁰, A. Norton¹⁰, D. Protopopescu¹⁰

Physics Department, University of Lancaster, Lancaster, United Kingdom

J. B. Dainton, L. Gatignon¹⁰, R. W. L. Jones¹⁰

Physics and Astronomy Department, George Mason University, Fairfax, Virginia, USA

P. Cooper, D. Coward²⁴, P. Rubin¹⁰

Authors affiliated with an international laboratory covered by a cooperation agreement with CERN

A. Baeva, D. Baigarashev²⁵, V. Bautin¹⁰, D. Emelyanov, T. Enik¹⁰, V. Falaleev¹⁸, V. Kekelidze¹⁰,
D. Kereibay, A. Korotkova, L. Litov⁹, D. Madigozhin¹⁰, M. Misheva²⁶, N. Molokanova,
I. Polenkevich, Yu. Potrebenikov¹⁰, K. Salamatin¹⁰, S. Shkarovskiy

Authors affiliated with an Institute formerly covered by a cooperation agreement with CERN

S. Fedotov, K. Gorshanov¹⁰, E. Gushchin¹⁰, S. Kholodenko²⁷, A. Khotyantsev, Y. Kudenko¹⁰,
V. Kurochka, V. Kurshetsov¹⁰, A. Mefodev, V. Obraztsov¹⁰, A. Okhotnikov¹⁰, A. Sadovskiy¹⁰,
V. Sugonyaev¹⁰, O. Yushchenko¹⁰

* Corresponding author: J. Jerhot, email: jan.jerhot@cern.ch

¹Present address: Max-Planck-Institut für Physik (Werner-Heisenberg-Institut), D-85748 Garching, Germany

²Also at TRIUMF, Vancouver, British Columbia, V6T 2A3, Canada

³Also at School of Physics and Astronomy, University of Birmingham, Birmingham, B15 2TT, UK

⁴Also at Université de Toulon, Aix Marseille University, CNRS, IM2NP, F-83957, La Garde, France

⁵Also at Department of Physics, Technical University of Munich, München, D-80333, Germany

⁶Present address: Institut für Kernphysik and Helmholtz Institute Mainz, Universität Mainz, Mainz, D-55099, Germany

⁷Also at CERN, European Organization for Nuclear Research, CH-1211 Geneva 23, Switzerland

⁸Also at Dipartimento di Scienze Fisiche, Informatiche e Matematiche, Università di Modena e Reggio Emilia, I-41125 Modena, Italy

⁹Also at Faculty of Physics, University of Sofia, BG-1164 Sofia, Bulgaria

¹⁰Present address: Scuola Superiore Meridionale e INFN, Sezione di Napoli, I-80138 Napoli, Italy

¹¹Also at Department of Industrial Engineering, University of Roma Tor Vergata, I-00173 Roma, Italy

¹²Also at Department of Electronic Engineering, University of Roma Tor Vergata, I-00173 Roma, Italy

¹³Also at Università degli Studi del Piemonte Orientale, I-13100 Vercelli, Italy

¹⁴Present address: Université Catholique de Louvain, B-1348 Louvain-La-Neuve, Belgium

¹⁵Also at Gran Sasso Science Institute, I-67100 L'Aquila, Italy

- ¹⁶Also at al-Farabi Kazakh National University, 050040 Almaty, Kazakhstan
- ¹⁷Also at Universidad de Guanajuato, 36000 Guanajuato, Mexico
- ¹⁸Present address: INFN, Sezione di Perugia, I-06100 Perugia, Italy
- ¹⁹Present address: Charles University, 116 36 Prague 1, Czech Republic
- ²⁰Present address: Physics Department, University of Lancaster, Lancaster, LA1 4YB, UK
- ²¹Present address: Syracuse University, Syracuse, NY 13244, USA
- ²²Present address: Laboratori Nazionali di Frascati, I-00044 Frascati, Italy
- ²³Present address: Dipartimento di Fisica dell'Università e INFN, Sezione di Genova, I-16146 Genova, Italy
- ²⁴Also at SLAC National Accelerator Laboratory, Stanford University, Menlo Park, CA 94025, USA
- ²⁵Also at L. N. Gumilyov Eurasian National University, 010000 Nur-Sultan, Kazakhstan
- ²⁶Present address: Institute of Nuclear Research and Nuclear Energy of Bulgarian Academy of Science (INRNE-BAS), BG-1784 Sofia, Bulgaria
- ²⁷Present address: INFN, Sezione di Pisa, I-56100 Pisa, Italy