

Measurement of the Drell–Yan forward-backward asymmetry and of the effective leptonic weak mixing angle in proton-proton collisions at $\sqrt{s} = 13$ TeV

The CMS Collaboration*

Abstract

The forward-backward asymmetry in Drell–Yan production and the effective leptonic electroweak mixing angle are measured in proton-proton collisions at $\sqrt{s} = 13$ TeV, collected by the CMS experiment and corresponding to an integrated luminosity of 138 fb^{-1} . The measurement uses both dimuon and dielectron events, and is performed as a function of the dilepton mass and rapidity. The unfolded angular coefficient A_4 is also extracted, as a function of the dilepton mass and rapidity. Using the CT18Z set of parton distribution functions, we obtain $\sin^2 \theta_{\text{eff}}^{\ell} = 0.23157 \pm 0.00031$, where the uncertainty includes the experimental and theoretical contributions. The measured value agrees with the standard model fit result to global experimental data. This is the most precise $\sin^2 \theta_{\text{eff}}^{\ell}$ measurement at a hadron collider, with a precision comparable to the results obtained at LEP and SLD.

Submitted to Physics Letters B

1 Introduction

The electroweak (EW) mixing angle, relating the masses of the W and Z bosons (m_W and m_Z), $\sin^2 \theta_W = 1 - m_W^2/m_Z^2$, is a key parameter in the standard model (SM) of particle physics. It defines the ratio between the vector and axial-vector couplings of the Z boson with fermions, $v_f/a_f = 1 - 4|Q_f| \sin^2 \theta_W$, where Q_f is the electric charge of the fermion f . Although EW radiative corrections change this tree-level picture, the same relation can be kept for all orders by introducing an effective mixing angle that depends on the fermion flavor. Both m_W and the effective leptonic mixing angle ($\sin^2 \theta_{\text{eff}}^\ell$) can be precisely obtained in the SM, using LEP and SLD measurements at the Z resonance [1], the muon lifetime, and the masses of the top quark and of the Higgs boson. The current predictions, from a global EW fit [2], are $m_W = 80\,360 \pm 6 \text{ MeV}$ and $\sin^2 \theta_{\text{eff}}^\ell = 0.23155 \pm 0.00004$. Measurements of m_W and $\sin^2 \theta_{\text{eff}}^\ell$ provide an important test of the SM since deviations from the predictions could be evidence of beyond-the-SM physics. Currently, the most precise $\sin^2 \theta_{\text{eff}}^\ell$ values are 0.23221 ± 0.00029 , from b quark forward-backward asymmetry ($A_{\text{FB}}^{0,b}$) results at the CERN LEP experiments, and 0.23098 ± 0.00026 , from left-right asymmetry (A_{LR}^0) data at the SLD experiment at SLAC [1]. These two values differ by 3.2 standard deviations. This Letter presents a $\sin^2 \theta_{\text{eff}}^\ell$ measurement with a precision that exceeds that of all previous hadron collider measurements [3–14] and is comparable to that of the LEP and SLD results [1].

In proton-proton (pp) collisions at the CERN LHC, Drell–Yan (DY) production is driven by the vector and axial-vector couplings of the Z boson to fermions. We measure $\sin^2 \theta_{\text{eff}}^\ell$ using $pp \rightarrow Z/\gamma + X \rightarrow \ell^+ \ell^- + X$ events, where the $\ell^+ \ell^-$ dilepton invariant mass is near the Z boson mass and ℓ is either a muon or an electron. To reduce theoretical and experimental uncertainties, we use leptonic angular distributions in the Collins–Soper (CS) frame [15]. The angle of the negatively charged lepton relative to the incoming quark direction, θ_{CS} , is computed as

$$\cos \theta_{\text{CS}} = \frac{2(P_1^+ P_2^- - P_1^- P_2^+) y}{\sqrt{m^2(m^2 + p_T^2)} |y|},$$

where m , p_T , and y are the mass, transverse momentum, and rapidity of the dilepton, respectively, and $P_i^\pm = (E_i \pm p_{z,i})/\sqrt{2}$, with E and p_z being the energy and longitudinal momentum of the leptons, with $i = 1$ for ℓ^- and 2 for ℓ^+ . In this equation, y is used as a proxy for the valence quark direction. Before final-state radiation (FSR), the DY differential cross section for the polar (θ) and azimuthal (ϕ) decay angles can be described [16] as

$$\frac{16\pi}{3\sigma} \frac{d\sigma}{d\cos\theta d\phi} = 1 + \cos^2\theta + \sum_{i=0}^7 A_i f_i(\theta, \phi),$$

where $f_0 = 0.5(1 - 3\cos^2\theta)$, $f_1 = \sin 2\theta \cos \phi$, $f_2 = 0.5 \sin^2\theta \cos 2\phi$, $f_3 = \sin \theta \cos \phi$, $f_4 = \cos \theta$, $f_5 = \sin^2\theta \sin 2\phi$, $f_6 = \sin 2\theta \sin \phi$, and $f_7 = \sin \theta \sin \phi$. The angular coefficients A_i are functions of the mass (M), transverse momentum (P_T), and rapidity (Y) of the pre-FSR dilepton. Except for the forward-backward asymmetry coefficient, A_4 , all the angular coefficients are small. Integrating the cross section over ϕ , the dependence on $\cos\theta$ is fully described by the A_0 and A_4 coefficients. In this analysis, we also integrate over P_T .

The $\sin^2 \theta_{\text{eff}}^\ell$ analysis of $\sqrt{s} = 8 \text{ TeV}$ CMS data [14] used the directly measured forward-backward angular-weighted asymmetry, A_{FB}^w , approximately equal to $A_{\text{FB}} = (\sigma_F - \sigma_B)/(\sigma_F + \sigma_B)$ in full phase space, where σ_F and σ_B are the $\cos \theta_{\text{CS}} > 0$ and $\cos \theta_{\text{CS}} < 0$ integrated cross sections, re-

spectively. In full phase-space and before FSR, $A_{\text{FB}} = (3/8) A_4$. This angular-weighted asymmetry method [17], with weights that are functions of the rapidity and $\cos \theta_{\text{CS}}$ of the dilepton, uses reconstructed variables and benefits from the cancelation of systematic uncertainties in the detection acceptance and efficiencies, which are approximately identical for positive and negative $\cos \theta_{\text{CS}}$. In this Letter, we report a $\sin^2 \theta_{\text{eff}}^\ell$ measurement with reduced uncertainties, obtained by applying this method to the larger $\sqrt{s} = 13$ TeV CMS data sample. We also report $\sin^2 \theta_{\text{eff}}^\ell$ results obtained by fitting the unfolded angular coefficient A_4 as a function of the rapidity and mass of the pre-FSR dilepton. This second method, while more complex, provides a measurement with smaller theory and parton distribution function (PDF) uncertainties, which can be used in reinterpretations of the results (e.g., with improved PDFs) and in combinations with other measurements.

2 The CMS detector and data samples

The CMS apparatus [18, 19] is a multipurpose and nearly hermetic detector, designed to trigger on [20, 21] and identify electrons, muons, photons, and (charged and neutral) hadrons [22–24]. A global event description algorithm [25] aims to reconstruct all individual particles in an event, combining information provided by the all-silicon inner tracker and by the crystal electromagnetic (ECAL) and brass-scintillator hadron (HCAL) calorimeters, operating inside a 3.8 T superconducting solenoid, with data from the gas-ionization muon detectors embedded in the flux-return yoke outside the solenoid. The pseudorapidity coverage of the CMS detector is extended up to $|\eta| = 5$ by forward calorimeters that use quartz fibers as active material [26]; electromagnetic and hadronic showers can be distinguished by comparing the signals of fibers that extend over the full depth of the detector with those of fibers that start 22 cm into the detector. The reconstructed particles are used to build τ leptons, jets, and missing transverse momentum [27–29].

The measurement reported in this Letter is based on samples of pp collisions at $\sqrt{s} = 13$ TeV, collected by the CMS experiment in 2016–2018. The 2016 data sample is split in two, referred to as 2016a and 2016b, because of a change made to improve the hit efficiency of the silicon tracker at high instantaneous luminosities [30]. The integrated luminosities of the 2016a, 2016b, 2017, and 2018 data samples are 19.3, 16.6, 41.5, and 59.2 fb⁻¹, respectively, with 1.2–2.5% individual uncertainties [31–33].

The events are selected by dilepton and single-lepton triggers. Both triggers include a lepton isolation requirement. The dimuon trigger requires one muon with $p_{\text{T}} > 17$ GeV and another with $p_{\text{T}} > 8$ GeV, whereas the corresponding thresholds for the dielectron trigger are 23 and 12 GeV. The single-muon and single-electron triggers impose minimum p_{T} thresholds of 24 and 27 GeV (28 GeV in 2018), respectively. During part of the data-taking periods, these single-lepton triggers were prescaled, with the unprescaled triggers having higher p_{T} thresholds. The events collected with prescaled triggers are used for measurements of trigger and selection efficiencies. The muons are reconstructed within the $|\eta| < 2.4$ range.

Three electron categories are considered, depending on the detectors involved in their reconstruction: central electrons (e), in the $|\eta|$ range covered by the silicon tracker; forward ECAL electrons (g), within $2.5 < |\eta| < 2.87$; and forward HCAL electrons (h) in the 3.14–4.36 $|\eta|$ range. We consider four dilepton categories: $\mu\mu$, ee, eg, and eh. The central-central $\mu\mu$ and ee channels use both single-lepton and dilepton triggers, whereas the eg and eh central-forward channels only use single-electron triggers. In events with two or more central leptons satisfying the selection criteria, the central-central dileptons are composed of the two highest p_{T} leptons

Table 1: The lepton η and p_T acceptance windows applied in the four measurement channels. The 1.44–1.57 $|\eta|$ range, between the barrel and endcap ECAL, is excluded for central electrons.

	$ \eta $	$p_{T,\min}^{\text{leading}}$	$p_{T,\min}^{\text{trailing}}$	
$\mu\mu$	0.00–2.40	20 GeV	10 GeV	
ee	0.00–2.50	25 GeV	15 GeV	
	$ \eta_e $	$ \eta_{g,h} $	$p_{T,\min}^e$	$p_{T,\min}^{g,h}$
eg	0.00–2.50	2.50–2.87	30 GeV	20 GeV
eh	1.57–2.50	3.14–4.36	30 GeV	20 GeV

(“leading” and “trailing”). The two leptons are required to satisfy the kinematic requirements listed in Table 1, have opposite charges, and satisfy trigger-matching criteria: either they are both matched with dilepton trigger objects or one of them (with $p_T > 25$ GeV for muons and 30 GeV for electrons) is matched with a single-lepton trigger object.

The reconstructed muons are required to pass the “standard medium-identification” and “loose tracker isolation” criteria [23, 34]. The central electron candidates must satisfy the cut-based “medium-identification criteria” [22], which include an isolation requirement. In the eg and eh event classes, the central electron must also satisfy the “selective charge identification” criteria [22]. The g and h electrons are reconstructed and selected using independent procedures, to optimise their individual signal-selection efficiencies. Dedicated multivariate identification criteria, implemented in TMVA [35], were developed for the g electrons, for which we use a cut-based working point with a signal selection efficiency of about 80%. The h electrons are reconstructed from the constituents of jets built with the anti- k_T algorithm [36], using a cone radius of 0.4. Several reconstruction and identification algorithms were developed to optimally reconstruct the energy and direction of the prompt h electrons, and to distinguish them from the quark and gluon jets. In particular, we use multivariate classification and regression models implemented in TENSORFLOW [37], reaching better resolutions than with simpler methods. The working point corresponds to an electron selection efficiency of about 70%. In the eg and eh classes, the two electrons must be in the same pseudorapidity hemisphere; the charge of the forward electron cannot be measured and is assumed to be the opposite of the charge of the central electron.

After applying the selection criteria described above, we retain about 111 million $\mu\mu$, 59 million ee, 5.0 million eg, and 3.3 million eh events, including small background contaminations, as discussed in Section 5.

3 Simulation and corrections

The signal and background processes are modeled using Monte Carlo (MC) simulation. The $Z/\gamma \rightarrow \ell\ell$ signal ($\ell = e, \mu$) and background ($\ell = \tau$) events are generated with the POWHEG 2.0 event generator [38, 39], with a multi-scale improved next-to-next-to-leading order (MINNLO) accuracy in quantum chromodynamics (QCD) [40, 41], matched with PYTHIA 8.2 [42] for the parton shower and hadronization steps, as well as for initial-state radiation. Photon FSR is simulated with the PHOTOS 2 package [43, 44]. The signal events are generated with the next-to-next-to-leading order (NNLO) NNPDF3.1 PDF set [45]. Alternative event weights for variations of renormalization and factorization scales, PDF sets [46–48], and their uncertainties are also considered [49]. Additional small corrections to MINNLO are described below.

Top quark pairs, s -channel single top events, and W +jets events are generated with the event

generator MADGRAPH5_aMC@NLO 2.6.5 [50], at next-to-leading order (NLO) accuracy in QCD. The t -channel single top and tW events are generated with POWHEG, at NLO in QCD. The diboson event categories ZZ , WZ , WW , and $\gamma\gamma \rightarrow \ell\ell$ events are generated with PYTHIA 8 at leading order (LO). In all these cases, PYTHIA 8 is used to model the parton shower and hadronization steps, as well as initial and final state radiation. As discussed in Section 4, some of the backgrounds are evaluated using data driven methods and do not require MC samples.

The detector response is emulated with GEANT4 [51]. All the simulated final-state particles are reconstructed with the same algorithms as used for the measured data and the dilepton event candidates are selected with the criteria described in the previous section. Additional pp interactions in the same and nearby bunch crossings, “pileup”, are included in the simulated samples, with weights based on the measured instantaneous luminosity and total inelastic cross section [52]. Various other corrections are applied to the simulated events. The signal $Z/\gamma \rightarrow \ell\ell$ events are generated at LO EW accuracy, with $\sin^2 \theta_{\text{eff}}^\ell$, m_Z , and the Fermi constant G_μ as input parameters, and are corrected to account for NLO virtual weak corrections, including certain universal higher-order (HO) contributions, using POWHEG-Z_ew [53–55]. The POWHEG authors have recently found (after our analysis was completed and this Letter was almost ready for submission) that there was a problem in the POWHEG-Z_ew program (svn revision 3964) that we used. When the corrected version of the program (svn revision 4049) is used, the $\sin^2 \theta_{\text{eff}}^\ell$ results decrease by about 0.00006, corresponding to a standard deviation of their theoretical uncertainty or $\approx 20\%$ of the total uncertainty, a variation that has a negligible impact on our measurement. Section 9 reports results obtained with the revised program. A large event sample is generated at NLO in QCD and LO in EW with the same EW input scheme as MINNLO and including weights for the NLO+HO EW corrections. The dilepton $|y|-m-p_T$ triple-differential cross sections and angular coefficients, calculated at LO and NLO+HO EW, are used to correct the corresponding MINNLO predictions.

A small fraction of events was lost because of early triggering (“prefire”), caused by ECAL radiation damage and finite time resolution of the muon detectors [20]. The ECAL trigger pre-firing issue only affects the 2016 and 2017 samples. To correct for this effect, each simulated event is weighted by probabilities (depending on η and p_T of the reconstructed muons, photons, and jets) evaluated using events from the first bunch of each proton beam train, which are not affected by trigger pre-firing.

The lepton selection efficiencies, in the measured and simulated events, are evaluated with the tag-and-probe method using $Z/\gamma \rightarrow \ell\ell$ events [56], separately for the reconstruction, identification, and trigger selection steps. In the case of the trigger, they are also evaluated separately for the prescaled and unprescaled single-lepton triggers, and for the two dilepton trigger legs. The event selection efficiency is computed from these individual components in p_T and η bins, accounting for the correlations between the single-lepton and dilepton trigger selection efficiencies, and also including a pileup-dependent factor for the prescaled single-lepton triggers. The ratio between the selection efficiencies in the measured and simulated samples is then applied as a weight to the simulated events.

The small electron charge misidentification rates for the “selective” and “majority” charge-identifications [22] are evaluated as a function of the electron p_T and $|\eta|$, with a maximum-likelihood fit, in the measured and simulated samples, using same-sign and opposite-sign dielectrons (at the Z peak). The electrons used for this purpose are also categorized depending on whether they pass the single-lepton trigger selection. Figure 1 shows the misidentification rates for several configurations, using the 2018 samples for illustration. The misidentification rates in simulation (“Sim”) agree well with the values obtained by counting the electrons with

misidentified charge according to the generator information (“Gen”). As expected, the selective charge identification option leads to smaller misidentification probabilities than the majority option. The probabilities of misidentifying electrons as positrons and vice-versa are equal within uncertainties, for all data-taking periods. The charge misidentification rates in data and simulation are used to correct the simulation. For dimuons, the charge misidentification is negligible [34], given that the two muons are required to have opposite charge.

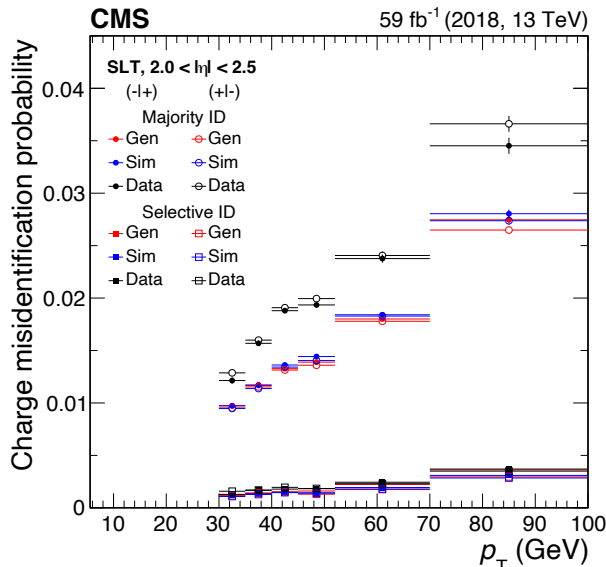


Figure 1: Misidentification rates in the 2018 samples, for electrons in the $2.0 < |\eta| < 2.5$ bin that pass the single-lepton trigger (SLT): (1) majority (circles) and selective (squares) charge identification; (2) misidentification of electrons as positrons ($+|-$) (solid markers) or positrons as electrons ($-|+$) (open markers); (3) true (red), simulation (blue), and data (black). The true charge misidentification rate is evaluated by counting electrons with wrong reconstructed charge using generation-level information; the simulated misidentification rate is evaluated with the method used in data.

We also correct the residual mismodeling of the dilepton p_T distributions with weights derived iteratively and applied to the pre-FSR simulated dilepton p_T , in bins of rapidity. The uncertainty associated with this correction is small and the full correction is assigned as a systematic uncertainty.

The lepton momentum scale and resolution are calibrated using the dilepton mass distributions in Drell–Yan events. The detailed procedures and parameterizations of the scale and resolution corrections depend on the lepton, but the general approach is similar for both flavors [57]. The corrections are applied to both the measured and simulated leptons momenta, so that the average dilepton mass values in a narrow window around the Z resonance, in various bins of kinematic variables, match the corresponding reference values, derived from the smeared momenta of post-FSR muons or dressed generated electrons (produced by combining the momenta of post-FSR electrons and nearby photons). Also the resolution of the simulated events matches that of the data; they are first parameterized using the true lepton-momentum response distributions and then corrected by fitting the dilepton mass distributions.

4 Backgrounds

The small multijet background in the signal region is evaluated from multijet enriched control regions (CRs) in data, using transfer factors (TFs) that depend on the muon or electron $|\eta|$, p_T , and category. Four exclusive categories are considered: leptons that pass single-lepton triggers, leading and trailing leptons that pass dilepton triggers, and nontriggering leptons. As shown in Fig. 2, the data and predictions agree in the same-sign multijet CR, which validates the multijet background evaluation method.

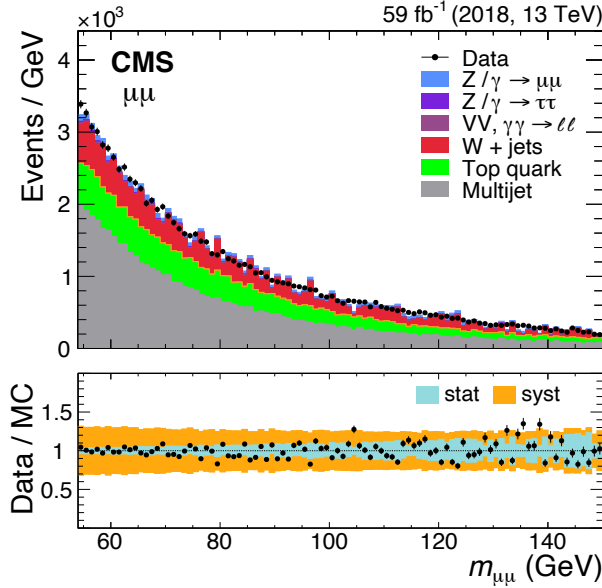


Figure 2: Same-sign dimuon mass distribution for the 2018 sample. The EW and top quark backgrounds are normalized to the integrated luminosity using NNLO cross sections. The multijet background is evaluated by applying weights to the corresponding multijet-enriched samples. The error bars in the lower panel include statistical and background systematic uncertainties (described in Section 5).

The normalization of the EW and top quark backgrounds to the integrated luminosity uses NNLO inclusive cross sections and is validated (and the corresponding systematic uncertainties are evaluated) using μe samples selected using single-muon or single-electron triggers. The central-forward μg and μh control regions are used to validate the multijet background evaluation and derive residual $|\eta|$ - and p_T -dependent scale factors to be applied to the simulated W +jets events with incorrectly identified forward electrons. The scale factors are derived in two steps: first, the inclusive transverse mass (m_T) distribution is fitted with floating multijet and W +jets contributions; then, $|\eta|$ - and p_T -dependent scale factors are derived from the W +jets enriched CR, selected with an additional $m_T > 40$ GeV requirement. Figure 3 compares the measured and simulated $\cos \theta_{CS}$ distributions, after applying the scale factors.

5 Systematic uncertainties

Besides the statistical uncertainties in the lepton efficiencies, we consider 31 independent sources of systematic uncertainty affecting the efficiency for central leptons, including signal shape model, background model, tag selection, pileup model, trigger prefiring probabilities, dilepton p_T model, primary vertex, mass range and bin width. We also consider the generator-matching requirement used to make a signal template, fitting instead of counting for trigger efficiency,

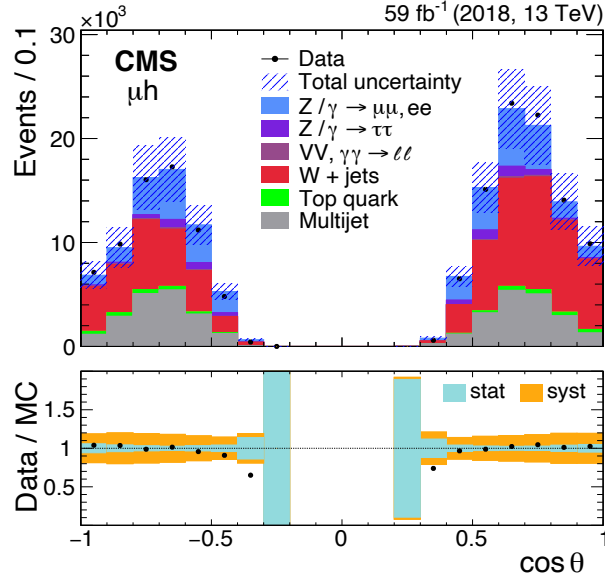


Figure 3: Lepton $\cos \theta_{CS}$ distribution in μh events in 2018. The multijet and $W + \text{jets}$ backgrounds are scaled to the data as described in the text. The error bars include statistical and background systematic uncertainties (described in Section 5).

alternative background subtraction (only for electrons), alternative factorization of reconstruction times identification efficiencies (only for muons), and a residual η -dependent scaling factor that makes the simulated lepton η distribution agree with the data. Moreover, for the g and h efficiencies we consider nine independent systematic sources, including signal shape model, signal and background selections, fit range, dilepton p_T model, trigger prefiring probabilities, beamspot position, and dilepton mass window for the integral calculation.

For the multijet background, a conservative $\pm 50\%$ uncertainty covers the residual differences seen in the μg and μh control regions. The $W + \text{jets}$ background shapes are obtained from simulation, but in the forward channels scale factors are applied as functions of the forward, often misidentified, electron p_T and $|\eta|$. A 25% uncertainty is estimated by varying the multijet contribution in the $W + \text{jets}$ CR where the scale factors are evaluated. For the central-central channels, both the multijet and $W + \text{jets}$ contributions are very small. An uncertainty of 10% is assigned to the top quark and $Z/\gamma \rightarrow \tau\tau$ background estimates, consistent with the differences observed in the μe CR. Other backgrounds have negligible uncertainties.

The statistical uncertainties in the lepton momentum corrections are evaluated by generating bootstrap replicas [58] for data and simulated samples. We consider the following systematic sources: background estimate, dilepton p_T model, mass ranges for scale and resolution corrections, a material correction bias for muons, a nonlinearity correction to the electron energy, and different parameterizations of resolution corrections for central and forward electrons.

In addition to the statistical uncertainties in the data sample used to determine the weight factors applied to the simulated samples to correct for the trigger prefiring, we consider systematic uncertainties of $\pm 20\%$ in each measurement $|\eta|$ bin in two ways: independent of p_T and linear versus $1/p_T$ for $p_T > 20 \text{ GeV}$. We also vary the trigger prefiring probability of each object linearly with the event number in each run (i.e., approximately versus time) so that the average measured per-object trigger prefiring probability is unchanged. The ECAL trigger prefiring probabilities, measured in bins of η and p_T , are parameterized as functions of p_T in each η bin. The differences between the best fit values and the per-bin measurements are an additional systematic uncertainty.

To estimate the uncertainty associated with mismodeling of the beamspot position, we reweight the MC samples using the measured distribution of the primary vertex z position. Pileup uncertainties are estimated varying by $\pm 5\%$ the nominal total inelastic cross section [52] used to calculate the pileup distribution. The electron charge misidentification uncertainty is evaluated by removing from the simulation the correction to the misidentification rate.

The renormalization and factorization scales, μ_R and μ_F , are each varied independently by a factor of 2, up and down, such that their ratio remains within $0.5 < \mu_R/\mu_F < 2.0$. The maximum deviation among these six variants relative to the nominal choice is assigned as a systematic uncertainty associated with the missing higher-order QCD corrections and is included (in quadrature) in the theory uncertainty. The uncertainty in the modeling of the dilepton p_T distribution is estimated as the difference between correcting or not the simulated p_T distribution to match the data.

The following uncertainties, due to missing higher-order EW corrections, are considered: the treatment of finite-width effects by comparing the default complex mass (CM) scheme with the pole scheme (PS) for the propagator; and the difference between the default EW input scheme ($G_\mu, \sin^2 \theta_{\text{eff}}^\ell, m_Z$) and an alternative scheme using the $\alpha_{\text{em}}, \sin^2 \theta_{\text{eff}}^\ell$, and m_Z parameters. We also evaluate the effect of uncertainties in the input parameters of the default scheme, by varying G_μ and the masses of the Z boson and of the top quark within their uncertainties [2]. The uncertainty affecting the FSR modeling is estimated in two ways: as the difference between the PHOTOS values including or not matrix element corrections to the first emission, and as the difference between the PHOTOS and PYTHIA evaluations.

Figure 4 compares the measured and predicted distributions of the dilepton mass, rapidity, and $\cos \theta_{\text{CS}}$, using the $\mu\mu$ and eh channels in the 2018 data sample. The simulated and measured distributions agree within their uncertainties.

6 Measurement bins and interpretation model

We measure $\sin^2 \theta_{\text{eff}}^\ell$ in two ways: by fitting the observed weighted $A_{\text{FB}}^W(|y|, m)$ distribution and by fitting the unfolded angular coefficient $A_4(|Y|, M)$ of the pre-FSR dilepton system. The measurement is restricted to $|y| < 3.4$ to avoid regions where the signal acceptance is small. The mass bins in the Z region are narrow (but wider than the dimuon mass resolution), whereas elsewhere they are broad, to compensate for the smaller yields. Table 2 lists the mass and rapidity bins used in the fits.

To construct the template model used in the fits, in both methods, we use two different POWHEG event generator programs: “MINNLO” and “Z.ew”. The full-simulation events (about 1.4 billion, adding all data-taking periods and channels) are generated with the POWHEG MINNLO generator. They are complemented by almost 10 billion MINNLO generator-level events, of identical settings, to smooth the templates used in the reconstructed A_{FB}^W fits and in the interpretation fits, as well as by 0.3 billion events with alternative PDF weights. We also generated several samples with POWHEG-Z.ew, which provides NLO+HO weak corrections and supports a $\sin^2 \theta_{\text{eff}}^\ell$ EW input scheme at NLO in EW [54], to construct templates for $\sin^2 \theta_{\text{eff}}^\ell$ variations, as well as for systematic variations in the electroweak input schemes, input parameters, and alternative FSR models.

The default interpretation model is constructed by reweighting the POWHEG MINNLO distributions with LO-to-NLO+HO weak correction factors, using y -dependent p_T weights to match the data, and smoothing weights to match the $A_4(|Y|, M, P_T)$ distribution of the large POWHEG

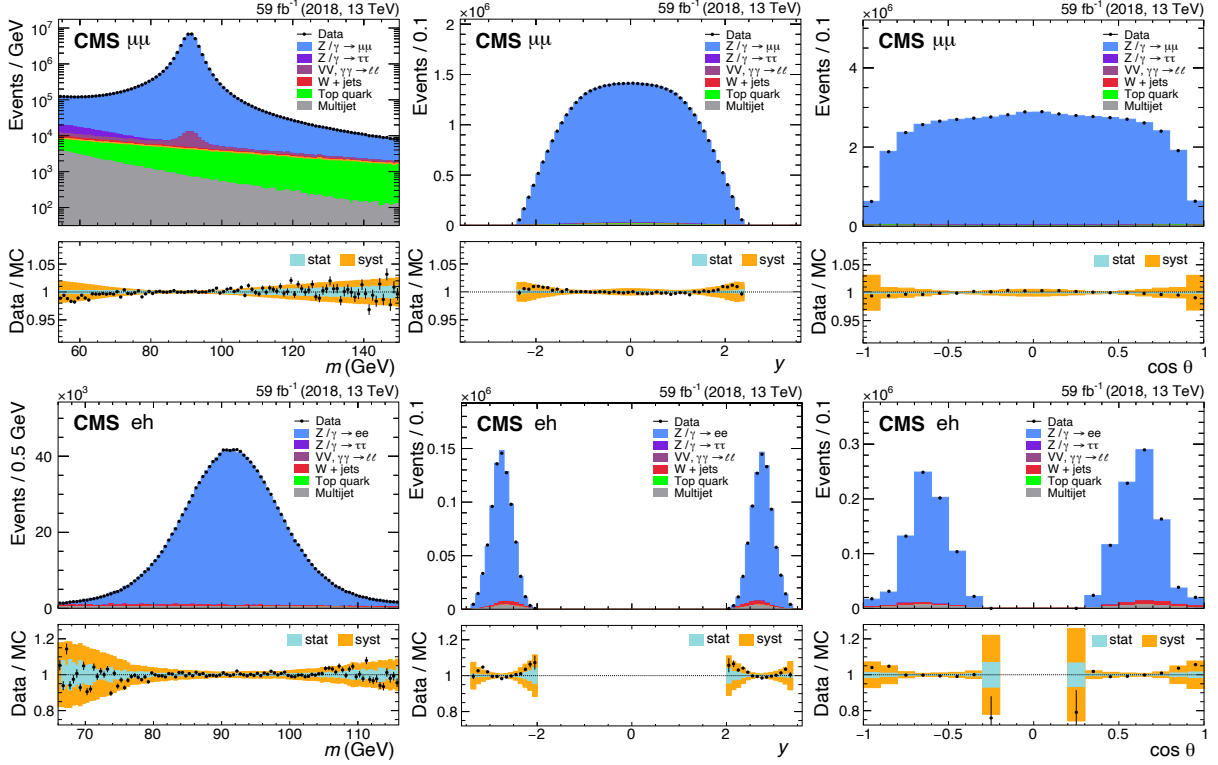


Figure 4: Dilepton mass (left), rapidity (middle), and $\cos \theta_{CS}$ (right) distributions, for the $\mu\mu$ (upper) and eh (lower) channels in the 2018 sample, after applying all the corrections. The signal is scaled to match the total number of events in the data.

Table 2: Dilepton rapidity and mass binning used in the fits; $n_{|y|}$, n_m , and n_M are the numbers of bins in each category.

Channel	Absolute rapidity bin edges										$n_{ y }$		
$\mu\mu, ee$	0.0	0.4	0.8	1.2	1.6	2.0	2.4					6	
eg				1.2	1.6	2.0	2.4	2.7				4	
eh						2.0	2.4	2.7	3.0	3.4		4	
Channel	Reconstructed m bin edges (GeV)											n_m	
$\mu\mu, ee$	54	66	76	82	86	89.5	92.7	96	100	106	116	150	11
eg, eh		66	76	82	86	89.5	92.7	96	100	106	116		9
$ Y $ range	Pre-FSR M bin edges (GeV)											n_M	
0.0–1.2	54	66	76	82	86	89.5	92.7	96	100	106	116	150	11
1.2–2.4	54	66	76		86			96		106	116	150	7
2.4–3.4		66			86			96			116		3

MI $\overline{\text{NNLO}}$ sample at the generator level in full phase space. This procedure greatly reduces the statistical fluctuations affecting the smaller full simulation sample.

The FSR variations are applied using mass and rapidity distributions of the alternative FSR samples. The variations in the $\sin^2 \theta_{\text{eff}}^\ell$, PDFs, μ_R , and μ_F input parameters are based on the corresponding samples, and per-event weights are built using the dilepton $|y|-m-p_T$ triple-differential cross sections and angular coefficients. Figure 5 shows A_4 for different electroweak configurations and PDF sets.

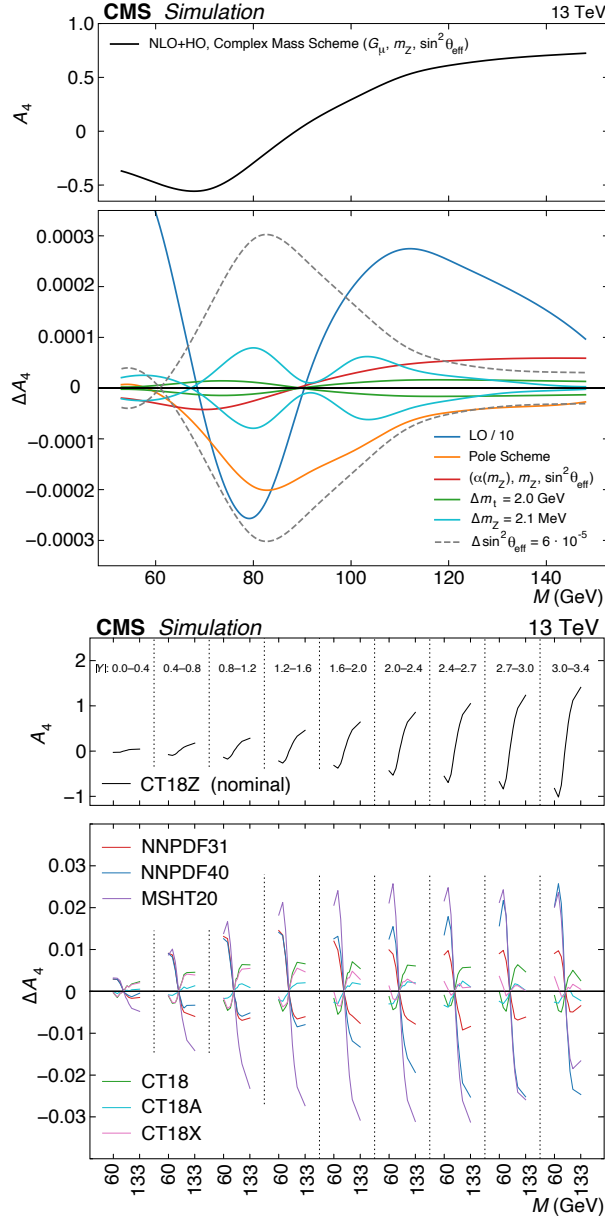


Figure 5: The A_4 coefficient in the nominal configuration (upper panels) and its variations (lower panels) when changing the inputs mentioned in the legends: different POWHEG-Z_{ew} options (left) and different PDF sets (right). No lepton kinematic selection criteria are applied.

7 Extraction of $\sin^2 \theta_{\text{eff}}^{\ell}$ from A_{FB}^{W}

We extract $\sin^2 \theta_{\text{eff}}^{\ell}$ by fitting the $A_{\text{FB}}^{\text{W}}(|y|, m)$ angular-weighted asymmetry to templates varying $\sin^2 \theta_{\text{eff}}^{\ell}$ and PDF set, similarly to the analysis performed with the $\sqrt{s} = 8$ TeV data [14]. This method uses reconstructed variables; we use it to provide our baseline result because the positive and negative $\cos \theta_{\text{CS}}$ have approximately identical detection acceptance and efficiencies, so that their systematic uncertainties cancel to a large extent [17]. The dependence of A_{FB}^{W} on the dilepton mass constrains the PDFs while extracting $\sin^2 \theta_{\text{eff}}^{\ell}$ through a so-called profiling procedure [59]. The definition of $A_{\text{FB}}^{\text{W}}(|y|, m)$ depends on A_0 and, in the following, we use the simple tree-level expression for $q\bar{q}$ events, $A_0 = p_{\text{T}}^2 / (p_{\text{T}}^2 + m^2)$. Almost identical results are obtained if we use, instead, a fixed average A_0 value in each y - m bin or an empirical A_0 parameterization

Table 3: Free parameters in the $A_{\text{FB}}^{\text{W}}(|y|, m)$ fit, indicating the number of independent variations (e.g., number of rapidity bins where the uncertainties are considered uncorrelated). Some of the total values reflect the four data-taking periods and/or the four final-state channels.

Category	Parameters	Variations	Total
	$\sin^2 \theta_{\text{eff}}^{\ell}$	1	1
PDF	CT18Z	29	29
theo	p_{T} model (y)	9	9
theo	FSR model (μ, e)	2, 2	4
eff	Muon	31	124
eff	Central electron	31	124
eff	ECAL forward electron	9	36
eff	HCAL forward electron	9	36
calib	Muon	4	16
calib	Central electron	7	28
calib	ECAL forward electron	11	44
calib	HCAL forward electron	9	36
bkg	Multijet (y)	6, 4	80
bkg	W+jets (y)	6, 4	80
bkg	$Z/\gamma \rightarrow \tau\tau$	1	16
bkg	Top quark	1	16
other	Integrated luminosity	1	4
other	Pileup	1	4
other	Charge misidentification	1	4
other	Trigger prefiring (μ, e)	4, 4	32
other	Beamspot	1	16
	Total		739

based on simulated samples.

The $\sin^2 \theta_{\text{eff}}^{\ell}$ value is found by minimizing

$$\chi^2(s, \vec{\theta}) = |\vec{\theta}|^2 + \sum_i \left(D_i - T_i(s, \vec{\theta}) \right)^T V_i^{-1} \left(D_i - T_i(s, \vec{\theta}) \right),$$

where $s \equiv \sin^2 \theta_{\text{eff}}^{\ell}$, i represents the data-taking periods and dilepton channels, D is the measured angular-weighted $A_{\text{FB}}^{\text{W}}(|y|, m)$ with $n_m \times n_{|y|}$ bins, and V is the covariance matrix, which includes the statistical uncertainties in data and templates, as well as in the lepton calibration, efficiencies, and trigger prefiring probabilities. The predicted $A_{\text{FB}}^{\text{W}}(|y|, m)$, denoted by $T(s, \vec{\theta})$, includes background contamination and is obtained by combining all the individual differences corresponding to either s or θ_i with respect to their nominal values. Lastly, $\vec{\theta}$ is the vector of nuisance parameters, including the experimental systematic uncertainties and the PDFs. The CT18Z PDF set [47] was selected (before unblinding the analysis) to report the nominal result because it provides an accurate description of the CMS data and offers, within its uncertainties, the best coverage of the central values obtained with the other PDF sets (as will be shown later). Furthermore, this PDF set imposes identical strange quark and antiquark densities in the proton, a constraint supported by measurements of W boson production with associated charm quarks [60, 61] that is not assumed in the MSHT and NNPDF sets.

The nuisance parameters are listed in Table 3, which reflects various correlations between channels and rapidity bins. The experimental systematic uncertainties are treated as uncorrelated

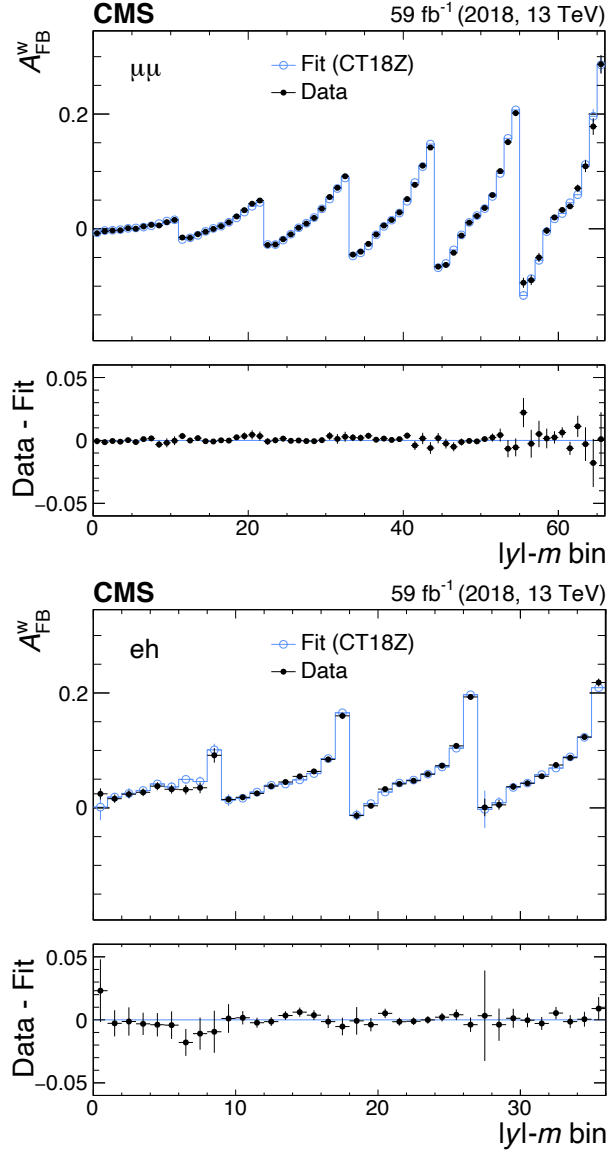


Figure 6: Measured and best fit $\mu\mu$ (left) and eh (right) $A_{\text{FB}}^w(|y|, m)$ distributions for the 2018 data. The error bars represent the statistical uncertainties in the measured and simulated samples. The rapidity bins are given in Table 2.

between the different run periods (the theoretical uncertainties are correlated). The nominal “combined fit configuration”, which includes all data-taking periods, all channels, the CT18Z PDF set, and all other nuisance parameters for systematic uncertainties, has 739 free parameters. The fit does not include, as nuisance parameters, the renormalization and factorization scale variations, nor the EW systematic uncertainty variations. Instead, individual fits are performed for each of those options and the deviations from the nominal result are considered as uncertainties. Figure 6 shows the fitted A_{FB}^w distributions for the $\mu\mu$ and eh channels, using the 2018 data sample.

To estimate the statistical contribution to various experimental systematic uncertainties, we compute by how much the best fit uncertainty increases when adding the corresponding contributions to the covariance matrix of the statistical uncertainties in the data. Individual or grouped systematic uncertainties are calculated by fixing the corresponding nuisance parameter(s) to the best fit values obtained in the nominal fit and evaluating the decrease in the

Table 4: Fitted $\sin^2 \theta_{\text{eff}}^\ell$ (in units of 10^{-5}) for the four channels and their sum ($\ell\ell$), using the full data sample. The fit quality is good, as indicated by the χ^2 probabilities (p). The experimental systematic uncertainties (“exp”) are the sum of the values in the five rightmost columns, corresponding to the statistical uncertainties of the MC samples and the categories listed in Table 3.

	χ_{min}^2	bins	$p(\%)$	$\sin^2 \theta_{\text{eff}}^\ell$	stat	exp	th	PDF	MC	bg	eff	calib	other
$\mu\mu$	241	264	83	$23\,146 \pm 38$	17	17	7	30	13	3	2	5	4
ee	257	264	60	$23\,176 \pm 41$	22	18	7	30	14	4	5	3	7
eg	119	144	93	$23\,257 \pm 61$	30	40	5	44	23	11	12	19	9
eh	105	144	99	$23\,119 \pm 48$	18	33	9	37	14	10	16	18	6
$\ell\ell$	731	816	98	$23\,157 \pm 31$	10	15	9	27	8	4	6	6	3

uncertainty: the quadratic difference from the nominal uncertainty is taken as the corresponding uncertainty. Table 4 presents the results obtained for the four channels using the full data sample, specifying the total and partial uncertainties. The largest contributions to the total theoretical uncertainty are the normalization and factorization scale variations (0.00008), and the choice of the propagator scheme for the finite-width effects (0.00004). The four results are in agreement, as expected from lepton flavor universality.

8 Measurement of A_4 and extraction of $\sin^2 \theta_{\text{eff}}^\ell$

We also extract $\sin^2 \theta_{\text{eff}}^\ell$ through the unfolded A_4 measurements, at Born level, in the pre-FSR dilepton $|Y|$ - M bins. The $A_4(|Y|, M)$ values are obtained by minimizing

$$\chi^2(\vec{p}, \vec{v}) = |\vec{v}|^2 + \sum_i (D_i - T_i(\vec{p}, \vec{v}))^T V_i^{-1} (D_i - T_i(\vec{p}, \vec{v})),$$

where i represents the four data-taking periods and four dilepton channels, \vec{p} represents the parameters of interest, which are A_4 and the various weights (strength factors κ), \vec{v} is the vector of all nuisance parameters, V is the covariance matrix, which includes the statistical uncertainties in data, signal MC simulations, backgrounds (MC simulation and CRs), efficiencies, calibration, and trigger prefiring probabilities, D is the observed numbers of data events in the $r = (|y|, m, \cos \theta_{\text{CS}})$ bins, and T is the vector of the corresponding predictions. For each sample and bin r ,

$$T_r(\vec{p}, \vec{v}) = \sum_g S_r^g(\vec{p}, \vec{v}) + S_r^o(\vec{\kappa}, \vec{v}) + B_r(\vec{v}),$$

where S_r^g is the signal contribution from the pre-FSR bin $g = (|Y|, M, C)$, with C being the pre-FSR $\cos \theta_{\text{CS}}$ bin, to the reconstructed bin r , calculated as

$$S_r^g(\kappa, A_4, A_0) = S_{r,0}^g \kappa \frac{\int_C f(x; A_4, A_0) dx}{\int_C f(x; A_{4,0}, A_{0,0}) dx'}$$

where $S_{r,0}^g$, $A_{4,0}$, and $A_{0,0}$ denote reference predictions evaluated from simulation, and

$$f(x; A_4, A_0) = 1 + x^2 + 0.5 A_0 (1 - 3x^2) + A_4 x.$$

The S_r^o term represents the signal contribution from the underflow plus overflow pre-FSR bins to the reconstructed bin r . These predictions are scaled according to floating strength-factor values in the underflow and overflow measurement rapidity and mass bins. The B_r term represents the background contribution.

In each of the nine rapidity bins we have different numbers of mass bins for A_4 and A_0 , driven by the dilepton mass resolutions. For the strength factors, which are more sensitive to bin migrations, we use wider (and common) mass bins for all rapidity bins. In addition, the central mass bin of each channel is used for the resolution calibration of the reconstructed leptons and, therefore, they cannot provide independent strength factor measurements in finer bins. The A_4 analysis of the central-central channels uses dilepton mass bins of edges 54, 66, 82, 100, 116, and 150 GeV, while one single bin is used for the central-forward channels: 66–116 GeV.

Table 5: Numbers of bins and free parameters used in the unfolding.

Data-taking periods:	4
Channels: $\mu\mu$, ee, eg, eh	4
$ y $ bins in the four channels: $6 + 6 + 4 + 4$	20
$ y -m$ bins: $2 \times (6 \times 11) + 2 \times (4 \times 9)$	204
$\cos\theta_{CS}$ bins	20
Bins with more than 10 predicted events	14 205
$A_4(Y , M)$ parameters: $3 \times (11 + 7 + 3)$	63
$\kappa(Y , M)$ parameters: $6 \times 5 + 4 \times 1 + 4 \times 1$	38
Nuisance parameters for syst. uncertainties	3 361

Table 5 presents the numbers of bins and free parameters involved in the unfolding. The main differences with respect to Tables 2 and 3 are: (1) the multijet and W +jets background contributions are decorrelated in the measurement $|y|$ and m bins; (2) the top quark and $Z/\gamma \rightarrow \tau\tau$ backgrounds are decorrelated in the $|y|$ bins; (3) the forward electron efficiencies are decorrelated in $|\eta|$ bins; (4) the PDF and α_s uncertainties correspond to 101 eigenvectors of the NNPDF31 PDF set; (5) and there are 63 additional nuisance parameters for $A_0(|Y|, M)$ with a loose prior uncertainty of 50%, which allow us to also fit them in the forward-rapidity bins. The total number of nuisance parameters is 3361. In the χ^2 calculation we only include y - m - $\cos\theta_{CS}$ bins that have a predicted content larger than 10 events. This set of bins is decided once for the default theory model and is not changed. The minimization is performed with the L-BFGS method [62], which is based on the analytic gradient calculation of the minimization function. The covariance matrix is evaluated analytically by calculating the inverse of the corresponding Hessian matrix.

Figure 7 shows the $\mu\mu$ and eh $\cos\theta_{CS}$ distributions for the 2018 samples, for the Z peak and illustrative rapidity bins of the combined fit.

We extract $\sin^2\theta_{\text{eff}}^\ell$ from the measured $A_4(|Y|, M)$ using the corresponding templates. Adding the four channels, we have 63 A_4 measurements in $|Y|-M$ bins (Table 2). In each fit, we float the $\sin^2\theta_{\text{eff}}^\ell$ and PDF nuisance parameters. The small EW and Z boson p_T modeling uncertainty is included in the covariance matrix calculation. For the μ_R and μ_F uncertainties, the fit is repeated for each of the six variations and the maximum deviation is used as uncertainty. In addition to the default result, obtained with the CT18Z PDFs, we also extract $\sin^2\theta_{\text{eff}}^\ell$ with other recent PDF sets. Figure 8 shows the measured and best fit $A_4(|Y|, M)$ distributions for the full data sample. The corresponding best fit $\sin^2\theta_{\text{eff}}^\ell$ and χ^2 values are listed in Table 6. The results of the four dilepton channels are compatible with each other.

As a cross-check, we also extracted $\sin^2\theta_{\text{eff}}^\ell$ by directly fitting the observed $\cos\theta_{CS}$ distributions. The fit configuration is the same as before, except that we do it in a single fit (instead of the two-step procedure of unfolding and interpretation) by replacing the free $A_4(|Y|, M)$ parameters in the unfolding fit by the values calculated as a function of $\sin^2\theta_{\text{eff}}^\ell$ and PDF parameters.

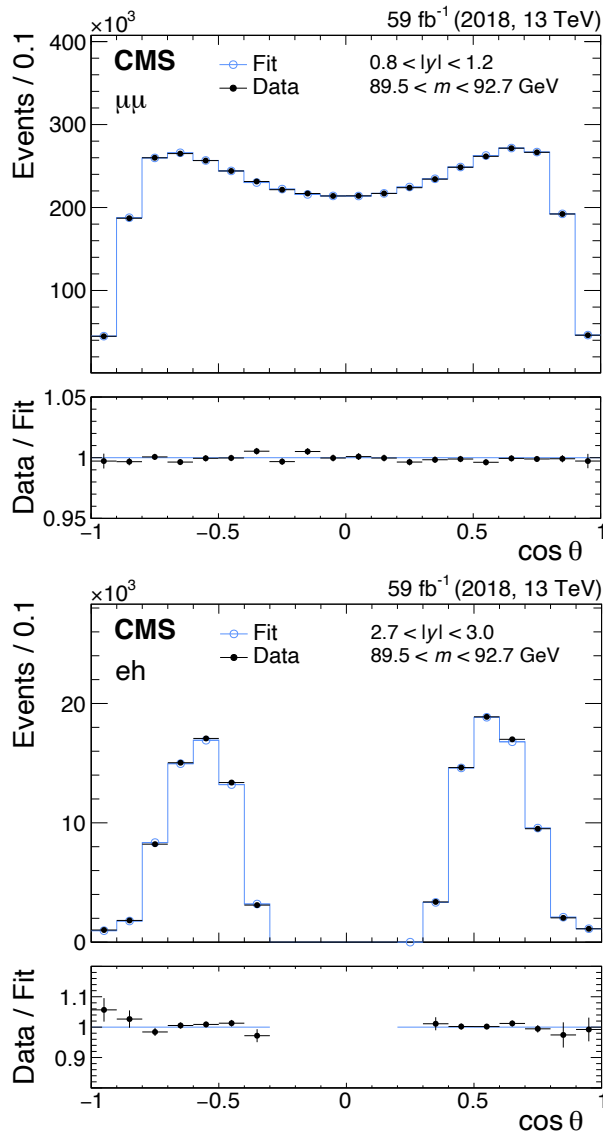


Figure 7: Measured and best fit $\mu\mu$ (left) and eh (right) $\cos\theta_{CS}$ distributions for 2018, for the Z boson peak and two rapidity bins. The error bars represent the statistical uncertainties.

9 Results

The extracted $\sin^2\theta_{\text{eff}}^\ell$ values are presented in Fig. 9, for the four detection channels (integrating all data) and separately for each of the four data-taking periods (combining the four channels), always using the default CT18Z PDF set. For each case, we show the measurements obtained by fitting the detector-level weighted $A_{\text{FB}}^W(|y|, m)$ and by fitting the unfolded $A_4(|Y|, M)$ angular coefficient of the pre-FSR dilepton; the result of the direct fitting of the measured $\cos\theta_{CS}$ distributions is also presented, as a cross-check. The statistical uncertainties in the A_4 and $\cos\theta_{CS}$ results are almost fully correlated; they are also partially correlated with that of the A_{FB}^W result. Small variations in the results can also be attributed to the different choices of correlations between the experimental systematic uncertainties made in the fits, as described in Section 8. The central values and uncertainties of the three methods are compatible with each other, given the correlations between samples and systematic uncertainties.

Table 7 and Fig. 10 present the $\sin^2\theta_{\text{eff}}^\ell$ values extracted from the measured A_{FB}^W or unfolded

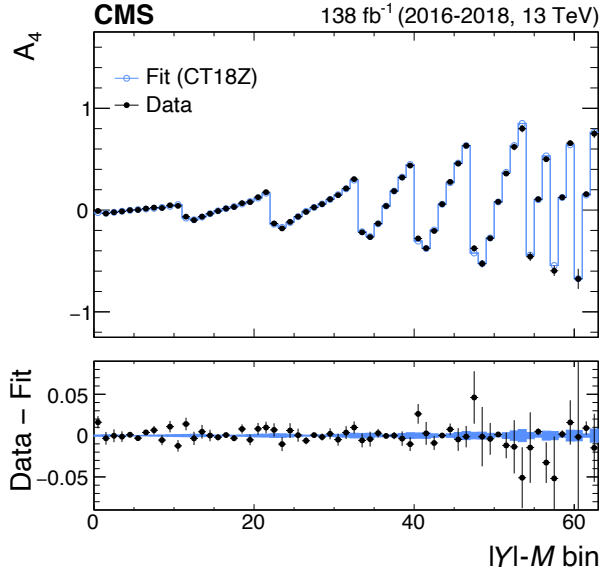


Figure 8: Measured and best fit $A_4(|Y|, M)$ distributions for the combined 2016–2018 fit with the CT18Z PDF set. The shaded band represents the post-fit PDF uncertainty.

Table 6: Measured $\sin^2 \theta_{\text{eff}}^\ell$ values (in units of 10^{-5}) when using the $A_4(|Y|, M)$ distributions for the four final-state channels and their sum.

Channel	χ_{min}^2	bins	$p(\%)$	$\sin^2 \theta_{\text{eff}}^\ell$
$\mu\mu$	60	54	25	$23\,146 \pm 39$
ee	47	54	71	$23\,192 \pm 43$
eg	11	12	44	$23\,251 \pm 60$
eh	8	12	67	$23\,129 \pm 47$
$\ell\ell$	61	63	50	$23\,155 \pm 32$

A_4 when using alternative PDF sets, combining the four detection channels and the four data-taking periods. The displayed error bars represent the total uncertainties, which include the statistical uncertainty (“stat”), and the systematic uncertainties reflecting experimental effects (“exp”), the theoretical modeling (“theo”), and the PDFs, the latter being the dominating term. In the case of our baseline result, corresponding to the A_{FB}^W analysis with the CT18Z PDFs, the individual uncertainties are 0.00010 (stat), 0.00015 (exp), 0.00009 (theo), and 0.00027 (PDF), leading to a total uncertainty of 0.00031, reflecting correlations between the various contributions.

After PDF profiling [59], all PDF sets lead to good quality fits and, without considering correlations between the PDF uncertainties, the results are compatible within uncertainties. Figure 10 also shows the results obtained without profiling the PDFs, for which the total PDF uncertainty is evaluated by adding (in quadrature) all differences obtained with each PDF error set. As a result of profiling, we see a significant reduction of the differences between the central values of the results obtained with the different PDF sets, as well as a decrease of their individual PDF uncertainties.

Figure 11 presents the $\sin^2 \theta_{\text{eff}}^\ell$ value measured combining the four dilepton channels and using the full 2016–2018 sample. This is the most precise result obtained at a hadron collider, to date, and agrees with the SM expectation.

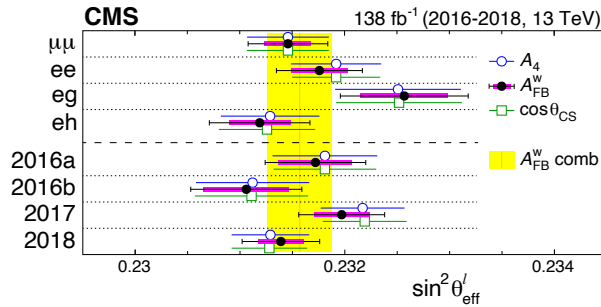


Figure 9: Values of $\sin^2 \theta_{\text{eff}}^{\ell}$ measured with the A_{FB}^{W} , A_4 , and $\cos \theta_{\text{CS}}$ fits, in each of the four channels using the full 2016–2018 sample (upper) and in each of the four data-taking periods combining the four channels (lower), always with the CT18Z PDF set. The “comb” band shows the result for all channels and runs combined. For the A_{FB}^{W} results, the magenta bands show the combined statistical and experimental systematic uncertainties, and the black bars represent the total uncertainties.

Table 7: Values of $\sin^2 \theta_{\text{eff}}^{\ell}$ (in units of 10^{-5}) obtained by fitting the measured A_{FB}^{W} or unfolded A_4 , for seven PDF sets, combining the four channels and using the full 2016–2018 sample.

PDF	A_{FB}^{W} (816 bins)		A_4 (63 bins)	
	χ_{min}^2	$\sin^2 \theta_{\text{eff}}^{\ell}$	χ_{min}^2	$\sin^2 \theta_{\text{eff}}^{\ell}$
NNPDF31_nnlo_as_0118_hessian [63]	725	$23\,121 \pm 29$	59	$23\,120 \pm 30$
NNPDF40_nnlo_as_01180_hessian [63]	731	$23\,133 \pm 24$	63	$23\,133 \pm 25$
MSHT20nnlo_as118 [64]	736	$23\,123 \pm 30$	71	$23\,120 \pm 32$
CT18NNLO [47]	728	$23\,170 \pm 35$	62	$23\,170 \pm 36$
CT18ZNNLO [47]	731	$23\,157 \pm 31$	61	$23\,155 \pm 32$
CT18ANNLO [47]	730	$23\,167 \pm 28$	64	$23\,167 \pm 28$
CT18XNNLO [47]	729	$23\,173 \pm 30$	62	$23\,177 \pm 30$

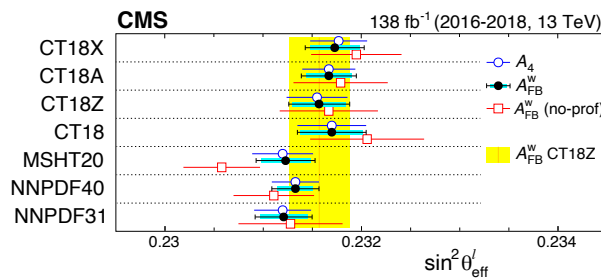


Figure 10: Values of $\sin^2 \theta_{\text{eff}}^{\ell}$ measured with the A_{FB}^{W} and A_4 fits, for seven PDF sets, combining the four channels and using the full 2016–2018 sample. The orange line and yellow band correspond to the result obtained with the CT18Z PDFs. The red open squares are the results obtained without profiling the corresponding PDF uncertainties. For the A_{FB}^{W} results, the cyan bands show the PDF uncertainties and the black bars represent the total uncertainties.

In addition, the $\sin^2 \theta_{\text{eff}}^{\ell}$ based on unfolded A_4 is obtained by using xFITTER open-source code [65, 66]. This tool facilitates the reinterpretation of the measurements in case the PDF sets or the theoretical models are updated, as well as the combination of $\sin^2 \theta_{\text{eff}}^{\ell}$ values reported by different experiments. These results are based on a recent version of the POWHEG-Z_ew program [55] (svn revision 4049), which corrects a problem affecting the code used to obtain the results presented in the previous sections (svn revision 3964). The main difference is that, with the new code, the predictions obtained with the complex mass scheme and the pole scheme are much

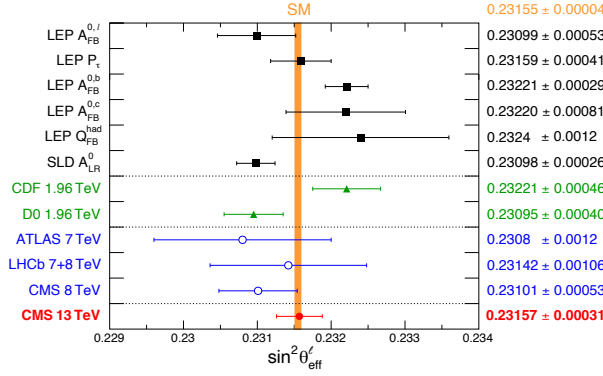


Figure 11: Comparison of the $\sin^2 \theta_{\text{eff}}^\ell$ values measured in this analysis with previous measurements [1, 9–12, 14] and the result of a SM global fit [2].

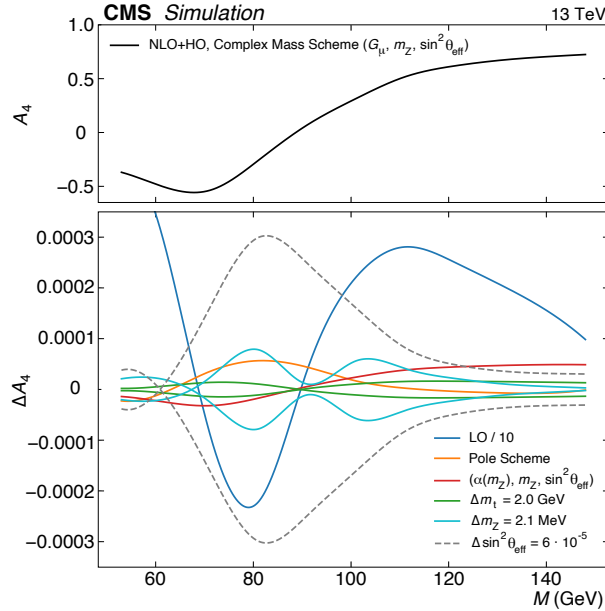


Figure 12: The A_4 coefficient obtained with the latest POWHEG-Z_ew version [55] for the nominal configuration (upper panel) and its variations when changing input options (lower panel). No lepton kinematic selection criteria are applied.

closer to each other, as illustrated in Fig. 12.

The value of $\sin^2 \theta_{\text{eff}}^\ell$ is determined in a profiling analysis, by minimising the χ^2 function

$$\chi^2(\beta_{\text{exp}}, \beta_{\text{th}}) = \sum_{i=1}^{N_{\text{data}}} \frac{(\sigma_i^{\text{exp}} + \sum_j \Gamma_{ij}^{\text{exp}} \beta_{j,\text{exp}} - \sigma_i^{\text{th}} - \sum_k \Gamma_{ik}^{\text{th}} \beta_{k,\text{th}})^2}{\Delta_i^2} + \sum_j \beta_{j,\text{exp}}^2 + \sum_k \beta_{k,\text{th}}^2.$$

The correlated experimental (theoretical) uncertainties are included in the nuisance vector β_{exp} (β_{th}) and their impact on the measured distributions (theory predictions) is described by the matrix Γ^{exp} (Γ^{th}). The index i runs over all $N_{\text{data}} = 63$ data points of the $(|Y|-M)$ double-differential A_4 measurement, combining the four detection channels and using the four data-taking periods, whereas the j and k indices correspond to the experimental and theoretical uncertainty nuisance parameters, respectively. The measurements and the uncorrelated experimental uncertainties are represented by σ_i^{exp} and Δ_i , respectively, whereas the theoretical predictions are denoted by σ_i^{th} . The information in the experimental covariance matrix of the

double-differential A_4 measurement is included in the Γ^{exp} matrix.

The theoretical uncertainty includes contributions from the missing higher-order QCD and EW corrections, as evaluated with POWHEG-Z_{ew}, and PDF uncertainties, evaluated by using grids generated at NLO with MADGRAPH5_aMC@NLO [50] and PINEAPPL [67, 68]. The matrix Γ^{th} includes nuisance parameters reflecting the missing higher-order EW corrections, the PDF Hessian uncertainties, and the $\sin^2 \theta_{\text{eff}}^{\ell}$ parameter itself, which is left free in the fit.

Table 8: Values of $\sin^2 \theta_{\text{eff}}^{\ell}$ (in units of 10^{-5}) extracted by profiling the A_4 distribution (with 63 data points) using xFITTER, for several PDF sets. The reported uncertainties are the total ones, including contributions from the statistical, experimental systematic, theoretical, and PDF sources.

PDF	χ_{min}^2	$\sin^2 \theta_{\text{eff}}^{\ell}$
NNPDF31_nnlo_as.0118_hessian [63]	59	$23\,120 \pm 29$
NNPDF40_nnlo_as.01180_hessian [63]	63	$23\,133 \pm 24$
MSHT20nnlo_as118 [64]	70	$23\,119 \pm 31$
CT18NNLO [47]	62	$23\,167 \pm 37$
CT18ZNNLO [47]	62	$23\,153 \pm 32$
CT18ANNLO [47]	64	$23\,166 \pm 28$
CT18XNNLO [47]	62	$23\,174 \pm 30$
MSHT20qed_an3lo [64]	66	$23\,140 \pm 31$
NNPDF40_an3lo_as.01180 [63]	61	$23\,136 \pm 25$
NNPDF40_an3lo_as.01180_mhou [69]	61	$23\,123 \pm 25$
NNPDF40_nnlo_as.01180_mhou [69]	60	$23\,114 \pm 27$
ABMP16.5_nnlo [70]	57	$23\,084 \pm 25$
PDF4LHC21.40 [71]	60	$23\,135 \pm 33$
CT18As_LatNNLO [72]	62	$23\,114 \pm 44$

The $\sin^2 \theta_{\text{eff}}^{\ell}$ values extracted with xFITTER are listed in Table 8. The first seven rows report values that can be directly compared to those shown in the rightmost columns of Table 7. We see that the two sets of values are in agreement, with small differences in the central values that are attributed to the different statistical analysis framework and to the change of POWHEG-Z_{ew} version. The remaining seven rows of Table 8 present values obtained with alternative PDF sets: MSHT20 [64], NNPDF40 [63, 69], ABMP16 [70], PDF4LHC21 [71], and CT18As [72]. The CT18As PDF set assumes asymmetric sea strange quark densities. The NNPDF40 label “mhou” indicates that these PDFs sets include “missing higher-order uncertainties”. The differences in the results obtained with the various PDF sets are mostly attributed to differences in the parametrizations and assumptions on the flavor decomposition.

Given the crucial role of the PDFs in the extraction of $\sin^2 \theta_{\text{eff}}^{\ell}$ and the importance of the PDF profiling procedure in reducing the corresponding uncertainty, we performed an alternative analysis where the PDFs and $\sin^2 \theta_{\text{eff}}^{\ell}$ are simultaneously extracted. Although a global PDF fit based on multiple data sets from different experiments is beyond the scope of the present study, a basic QCD fit has been performed, considering only the deep inelastic scattering data from HERA [73] and the present A_4 measurement. The xFITTER framework is used and the parametrization of the HERAPDF2.0 NNLO analysis [73] is assumed, as in the profiling exercise. The fit is performed at NNLO, applying the A_4 theoretical model described above. The resulting $\sin^2 \theta_{\text{eff}}^{\ell}$ (both the central value and the uncertainty) is in good agreement with that obtained by profiling the HERAPDF20 set, giving confidence in the results obtained with the

PDF profiling technique.

The results reported in this Letter are tabulated in the HEPData record for this analysis [74].

10 Summary

A precise measurement of the forward-backward asymmetry has been performed, using proton-proton collisions at $\sqrt{s} = 13$ TeV collected in 2016–2018 by the CMS experiment and corresponding to a total integrated luminosity of 138 fb^{-1} . The measurement is based on the study of Drell–Yan dimuon and dielectron events. The effective leptonic electroweak mixing angle $\sin^2 \theta_{\text{eff}}^\ell$ is extracted very precisely by fitting the detector-level angular-weighted $A_{\text{FB}}^W(|y|, m)$ and the unfolded $A_4(|Y|, M)$ angular coefficient of the pre-FSR dilepton, obtaining compatible results. Given that the angular-weighted asymmetry method [17] benefits from the cancelation of systematic uncertainties in the detection acceptance and efficiencies, we use this method for our baseline result. This measurement has a significantly smaller uncertainty than the previous CMS result [14] because of the larger data sample, an improved analysis technique, and the inclusion of central-forward dielectron configurations. Using the CT18Z set of parton distribution functions we obtain

$$\sin^2 \theta_{\text{eff}}^\ell = 0.23157 \pm 0.00010 \text{ (stat)} \pm 0.00015 \text{ (exp)} \pm 0.00009 \text{ (theo)} \pm 0.00027 \text{ (PDF)},$$

where “stat”, “exp”, “theo”, and “PDF” denote, respectively, the statistical uncertainty and the systematic uncertainties reflecting experimental effects, the theory modeling, and the PDFs. Accounting for the correlations between the various contributions, the total uncertainty, dominated by the PDF term, is 0.00031. It varies between 0.00024 and 0.00035 depending on the PDF set. From the unfolded $A_4(|Y|, M)$ angular coefficient, and using the CT18Z PDF set, the extracted $\sin^2 \theta_{\text{eff}}^\ell$ value is 0.23155 ± 0.00032 or 0.23153 ± 0.00032 , depending on the analysis framework, the latter value being obtained with the latest POWHEG-Z_{ew} program version.

Our result agrees with the standard model expectation, 0.23155 ± 0.00004 , and is the most precise hadron-collider measurement. The precision is comparable to that of the two most precise measurements performed in e^+e^- collisions at LEP and SLD, with respective uncertainties of 0.00029 and 0.00026. The A_4 coefficient, measured as a function of the dilepton mass and rapidity, can be used in combination with other LHC measurements or to improve the $\sin^2 \theta_{\text{eff}}^\ell$ measurement using future PDF sets.

Acknowledgments

We congratulate our colleagues in the CERN accelerator departments for the excellent performance of the LHC and thank the technical and administrative staffs at CERN and at other CMS institutes for their contributions to the success of the CMS effort. In addition, we gratefully acknowledge the computing centers and personnel of the Worldwide LHC Computing Grid and other centers for delivering so effectively the computing infrastructure essential to our analyses. Finally, we acknowledge the enduring support for the construction and operation of the LHC, the CMS detector, and the supporting computing infrastructure provided by the following funding agencies: SC (Armenia), BMBWF and FWF (Austria); FNRS and FWO (Belgium); CNPq, CAPES, FAPERJ, FAPERGS, and FAPESP (Brazil); MES and BNSF (Bulgaria); CERN; CAS, MoST, and NSFC (China); MINCIENCIAS (Colombia); MSES and CSF (Croatia); RIF (Cyprus); SENESCYT (Ecuador); ERC PRG, RVTT3 and MoER TK202 (Estonia);

Academy of Finland, MEC, and HIP (Finland); CEA and CNRS/IN2P3 (France); SRNSF (Georgia); BMBF, DFG, and HGF (Germany); GSRI (Greece); NKFIH (Hungary); DAE and DST (India); IPM (Iran); SFI (Ireland); INFN (Italy); MSIP and NRF (Republic of Korea); MES (Latvia); LMTLT (Lithuania); MOE and UM (Malaysia); BUAP, CINVESTAV, CONACYT, LNS, SEP, and UASLP-FAI (Mexico); MOS (Montenegro); MBIE (New Zealand); PAEC (Pakistan); MES and NSC (Poland); FCT (Portugal); MESTD (Serbia); MCIN/AEI and PCTI (Spain); MOSTR (Sri Lanka); Swiss Funding Agencies (Switzerland); MST (Taipei); MHESI and NSTDA (Thailand); TUBITAK and TENMAK (Turkey); NASU (Ukraine); STFC (United Kingdom); DOE and NSF (USA).

Individuals have received support from the Marie-Curie program and the European Research Council and Horizon 2020 Grant, contract Nos. 675440, 724704, 752730, 758316, 765710, 824093, 101115353, 101002207, and COST Action CA16108 (European Union); the Leventis Foundation; the Alfred P. Sloan Foundation; the Alexander von Humboldt Foundation; the Science Committee, project no. 22rl-037 (Armenia); the Belgian Federal Science Policy Office; the Fonds pour la Formation à la Recherche dans l'Industrie et dans l'Agriculture (FRIA-Belgium); the F.R.S.-FNRS and FWO (Belgium) under the "Excellence of Science – EOS" – be.h project n. 30820817; the Beijing Municipal Science & Technology Commission, No. Z191100007219010 and Fundamental Research Funds for the Central Universities (China); the Ministry of Education, Youth and Sports (MEYS) of the Czech Republic; the Shota Rustaveli National Science Foundation, grant FR-22-985 (Georgia); the Deutsche Forschungsgemeinschaft (DFG), among others, under Germany's Excellence Strategy – EXC 2121 "Quantum Universe" – 390833306, and under project number 400140256 - GRK2497; the Hellenic Foundation for Research and Innovation (HFRI), Project Number 2288 (Greece); the Hungarian Academy of Sciences, the New National Excellence Program - ÚNKP, the NKFIH research grants K 131991, K 133046, K 138136, K 143460, K 143477, K 146913, K 146914, K 147048, 2020-2.2.1-ED-2021-00181, and TKP2021-NKTA-64 (Hungary); the Council of Science and Industrial Research, India; ICSC – National Research Center for High Performance Computing, Big Data and Quantum Computing and FAIR – Future Artificial Intelligence Research, funded by the NextGenerationEU program (Italy); the Latvian Council of Science; the Ministry of Education and Science, project no. 2022/WK/14, and the National Science Center, contracts Opus 2021/41/B/ST2/01369 and 2021/43/B/ST2/01552 (Poland); the Fundação para a Ciência e a Tecnologia, grant CEECIND/01334/2018 (Portugal); the National Priorities Research Program by Qatar National Research Fund; MCIN/AEI/10.13039/501100011033, ERDF "a way of making Europe", and the Programa Estatal de Fomento de la Investigación Científica y Técnica de Excelencia María de Maeztu, grant MDM-2017-0765 and Programa Severo Ochoa del Principado de Asturias (Spain); the Chulalongkorn Academic into Its 2nd Century Project Advancement Project, and the National Science, Research and Innovation Fund via the Program Management Unit for Human Resources & Institutional Development, Research and Innovation, grant B39G670016 (Thailand); the Kavli Foundation; the Nvidia Corporation; the SuperMicro Corporation; the Welch Foundation, contract C-1845; and the Weston Havens Foundation (USA).

References

- [1] ALEPH, DELPHI, L3, OPAL, SLD, LEP Electroweak Working Group, SLD Electroweak Group, SLD Heavy Flavour Group Collaboration, "Precision electroweak measurements on the Z resonance", *Phys. Rept.* **427** (2006) 257, doi:10.1016/j.physrep.2005.12.006, arXiv:hep-ex/0509008.

-
- [2] Particle Data Group Collaboration, “Review of Particle Physics”, *PTEP* **2022** (2022) 083C01, doi:10.1093/ptep/ptac097.
- [3] D0 Collaboration, “Measurement of the forward-backward charge asymmetry and extraction of $\sin^2 \theta_W^{\text{eff}}$ in $p\bar{p} \rightarrow Z/\gamma^* + X \rightarrow e^+e^- + X$ events produced at $\sqrt{s} = 1.96$ TeV”, *Phys. Rev. Lett.* **101** (2008) 191801, doi:10.1103/PhysRevLett.101.191801, arXiv:0804.3220.
- [4] D0 Collaboration, “Measurement of $\sin^2 \theta_{\text{eff}}^{\ell}$ and Z-light quark couplings using the forward-backward charge asymmetry in $p\bar{p} \rightarrow Z/\gamma^* \rightarrow e^+e^-$ events with $\mathcal{L} = 5.0 \text{ fb}^{-1}$ at $\sqrt{s} = 1.96$ TeV”, *Phys. Rev. D* **84** (2011) 012007, doi:10.1103/PhysRevD.84.012007, arXiv:1104.4590.
- [5] CMS Collaboration, “Measurement of the weak mixing angle with the Drell–Yan process in proton-proton collisions at the LHC”, *Phys. Rev. D* **84** (2011) 112002, doi:10.1103/PhysRevD.84.112002, arXiv:1110.2682.
- [6] CDF Collaboration, “Indirect measurement of $\sin^2 \theta_W (M_W)$ using e^+e^- pairs in the Z-boson region with $p\bar{p}$ collisions at a center-of-momentum energy of 1.96 TeV”, *Phys. Rev. D* **88** (2013) 072002, doi:10.1103/PhysRevD.88.072002, arXiv:1307.0770.
- [7] CDF Collaboration, “Indirect measurement of $\sin^2 \theta_W$ (or M_W) using $\mu^+\mu^-$ pairs from γ^*/Z bosons produced in $p\bar{p}$ collisions at a center-of-momentum energy of 1.96 TeV”, *Phys. Rev. D* **89** (2014) 072005, doi:10.1103/PhysRevD.89.072005, arXiv:1402.2239.
- [8] D0 Collaboration, “Measurement of the effective weak mixing angle in $p\bar{p} \rightarrow Z/\gamma^* \rightarrow e^+e^-$ events”, *Phys. Rev. Lett.* **115** (2015) 041801, doi:10.1103/PhysRevLett.115.041801, arXiv:1408.5016.
- [9] ATLAS Collaboration, “Measurement of the forward-backward asymmetry of electron and muon pair-production in pp collisions at $\sqrt{s} = 7$ TeV with the ATLAS detector”, *JHEP* **09** (2015) 049, doi:10.1007/JHEP09(2015)049, arXiv:1503.03709.
- [10] LHCb Collaboration, “Measurement of the forward-backward asymmetry in $Z/\gamma^* \rightarrow \mu^+\mu^-$ decays and determination of the effective weak mixing angle”, *JHEP* **11** (2015) 190, doi:10.1007/JHEP11(2015)190, arXiv:1509.07645.
- [11] CDF Collaboration, “Measurement of $\sin^2 \theta_{\text{eff}}^{\text{lept}}$ using e^+e^- pairs from γ^*/Z bosons produced in $p\bar{p}$ collisions at a center-of-momentum energy of 1.96 TeV”, *Phys. Rev. D* **93** (2016) 112016, doi:10.1103/PhysRevD.93.112016, arXiv:1605.02719.
- [12] D0 Collaboration, “Measurement of the effective weak mixing angle in $p\bar{p} \rightarrow Z/\gamma^* \rightarrow \ell^+\ell^-$ events”, *Phys. Rev. Lett.* **120** (2018) 241802, doi:10.1103/PhysRevLett.120.241802, arXiv:1710.03951.
- [13] CDF and D0 collaborations, “Tevatron Run II combinations of the effective leptonic electroweak mixing angle”, *Phys. Rev. D* **97** (2018) 112007, doi:10.1103/PhysRevD.97.112007, arXiv:1801.06283.
- [14] CMS Collaboration, “Measurement of the weak mixing angle using the forward-backward asymmetry of Drell–Yan events in pp collisions at 8 TeV”, *Eur. Phys. J. C* **78** (2018) 701, doi:10.1140/epjc/s10052-018-6148-7, arXiv:1806.00863.

- [15] J. C. Collins and D. E. Soper, “Angular distribution of dileptons in high-energy hadron collisions”, *Phys. Rev. D* **16** (1977) 2219, doi:10.1103/PhysRevD.16.2219.
- [16] P. Faccioli and C. Lourenço, “Particle polarization in high energy physics: an introduction and case studies on vector particle production at the LHC”. *Lecture Notes in Physics*. Springer, 2022. doi:10.1007/978-3-031-08876-6.
- [17] A. Bodek, “A simple event weighting technique for optimizing the measurement of the forward-backward asymmetry of Drell–Yan dilepton pairs at hadron colliders”, *Eur. Phys. J. C* **67** (2010) 321, doi:10.1140/epjc/s10052-010-1287-5, arXiv:0911.2850.
- [18] CMS Collaboration, “The CMS experiment at the CERN LHC”, *JINST* **3** (2008) S08004, doi:10.1088/1748-0221/3/08/S08004.
- [19] CMS Collaboration, “Development of the CMS detector for the CERN LHC Run 3”, *JINST* **19** (2024) P05064, doi:10.1088/1748-0221/19/05/P05064, arXiv:2309.05466.
- [20] CMS Collaboration, “Performance of the CMS Level-1 trigger in proton-proton collisions at $\sqrt{s} = 13$ TeV”, *JINST* **15** (2020) P10017, doi:10.1088/1748-0221/15/10/P10017, arXiv:2006.10165.
- [21] CMS Collaboration, “The CMS trigger system”, *JINST* **12** (2017) P01020, doi:10.1088/1748-0221/12/01/P01020, arXiv:1609.02366.
- [22] CMS Collaboration, “Electron and photon reconstruction and identification with the CMS experiment at the CERN LHC”, *JINST* **16** (2021) P05014, doi:10.1088/1748-0221/16/05/P05014, arXiv:2012.06888.
- [23] CMS Collaboration, “Performance of the CMS muon detector and muon reconstruction with proton-proton collisions at $\sqrt{s} = 13$ TeV”, *JINST* **13** (2018) P06015, doi:10.1088/1748-0221/13/06/P06015, arXiv:1804.04528.
- [24] CMS Collaboration, “Description and performance of track and primary-vertex reconstruction with the CMS tracker”, *JINST* **9** (2014) P10009, doi:10.1088/1748-0221/9/10/P10009, arXiv:1405.6569.
- [25] CMS Collaboration, “Particle-flow reconstruction and global event description with the CMS detector”, *JINST* **12** (2017) P10003, doi:10.1088/1748-0221/12/10/P10003, arXiv:1706.04965.
- [26] CMS HCAL Collaboration, “Design, performance and calibration of the CMS forward calorimeter wedges”, *Eur. Phys. J. C* **53** (2008) 139, doi:10.1140/epjc/s10052-007-0459-4.
- [27] CMS Collaboration, “Performance of reconstruction and identification of τ leptons decaying to hadrons and ν_τ in pp collisions at $\sqrt{s} = 13$ TeV”, *JINST* **13** (2018) P10005, doi:10.1088/1748-0221/13/10/P10005, arXiv:1809.02816.
- [28] CMS Collaboration, “Jet energy scale and resolution in the CMS experiment in pp collisions at 8 TeV”, *JINST* **12** (2017) P02014, doi:10.1088/1748-0221/12/02/P02014, arXiv:1607.03663.

- [29] CMS Collaboration, “Performance of missing transverse momentum reconstruction in proton-proton collisions at $\sqrt{s} = 13$ TeV using the CMS detector”, *JINST* **14** (2019) P07004, doi:10.1088/1748-0221/14/07/P07004, arXiv:1903.06078.
- [30] CMS Collaboration, “Strategies and performance of the CMS silicon tracker alignment during LHC Run 2”, *Nucl. Instrum. Meth. A* **1037** (2022) 166795, doi:10.1016/j.nima.2022.166795, arXiv:2111.08757.
- [31] CMS Collaboration, “Precision luminosity measurement in proton-proton collisions at $\sqrt{s} = 13$ TeV in 2015 and 2016 at CMS”, *Eur. Phys. J. C* **81** (2021) 800, doi:10.1140/epjc/s10052-021-09538-2, arXiv:2104.01927.
- [32] CMS Collaboration, “CMS luminosity measurement for the 2017 data-taking period at $\sqrt{s} = 13$ TeV”, CMS Physics Analysis Summary CMS-PAS-LUM-17-004, 2018.
- [33] CMS Collaboration, “CMS luminosity measurement for the 2018 data-taking period at $\sqrt{s} = 13$ TeV”, CMS Physics Analysis Summary CMS-PAS-LUM-18-002, 2019.
- [34] CMS Collaboration, “Performance of the CMS muon trigger system in proton-proton collisions at $\sqrt{s} = 13$ TeV”, *JINST* **16** (2021) P07001, doi:10.1088/1748-0221/16/07/P07001, arXiv:2102.04790.
- [35] TMVA Collaboration, “TMVA: Toolkit for multivariate data analysis”, *AIP Conf. Proc.* **1504** (2012) 1013, doi:10.1063/1.4771869.
- [36] M. Cacciari, G. P. Salam, and G. Soyez, “The anti- k_T jet clustering algorithm”, *JHEP* **04** (2008) 063, doi:10.1088/1126-6708/2008/04/063, arXiv:0802.1189.
- [37] M. Abadi et al., “TensorFlow: large-scale machine learning on heterogeneous distributed systems”, 2016. arXiv:1603.04467.
- [38] S. Frixione, P. Nason, and C. Oleari, “Matching NLO QCD computations with parton shower simulations: the POWHEG method”, *JHEP* **11** (2007) 070, doi:10.1088/1126-6708/2007/11/070, arXiv:0709.2092.
- [39] S. Alioli, P. Nason, C. Oleari, and E. Re, “A general framework for implementing NLO calculations in shower Monte Carlo programs: the POWHEG BOX”, *JHEP* **06** (2010) 043, doi:10.1007/JHEP06(2010)043, arXiv:1002.2581.
- [40] P. F. Monni et al., “MiNNLO_{PS}: a new method to match NNLO QCD to parton showers”, *JHEP* **05** (2020) 143, doi:10.1007/JHEP05(2020)143, arXiv:1908.06987. [Erratum: doi:10.1007/JHEP02(2022)031].
- [41] P. F. Monni, E. Re, and M. Wiesemann, “MiNNLO_{PS}: optimizing $2 \rightarrow 1$ hadronic processes”, *Eur. Phys. J. C* **80** (2020) 1075, doi:10.1140/epjc/s10052-020-08658-5, arXiv:2006.04133.
- [42] T. Sjöstrand et al., “An introduction to PYTHIA 8.2”, *Comput. Phys. Commun.* **191** (2015) 159, doi:10.1016/j.cpc.2015.01.024, arXiv:1410.3012.
- [43] E. Barberio and Z. Was, “PHOTOS: A universal Monte Carlo for QED radiative corrections. Version 2.0”, *Comput. Phys. Commun.* **79** (1994) 291, doi:10.1016/0010-4655(94)90074-4.


- [44] P. Golonka and Z. Wař, “PHOTOS Monte Carlo: A precision tool for QED corrections in Z and W decays”, *Eur. Phys. J. C* **45** (2006) 97, doi:10.1140/epjc/s2005-02396-4, arXiv:hep-ph/0506026.
- [45] NNPDF Collaboration, “Parton distributions from high-precision collider data”, *Eur. Phys. J. C* **77** (2017) 663, doi:10.1140/epjc/s10052-017-5199-5, arXiv:1706.00428.
- [46] NNPDF Collaboration, “The path to proton structure at 1% accuracy”, *Eur. Phys. J. C* **82** (2022) 428, doi:10.1140/epjc/s10052-022-10328-7, arXiv:2109.02653.
- [47] T.-J. Hou et al., “New CTEQ global analysis of quantum chromodynamics with high-precision data from the LHC”, *Phys. Rev. D* **103** (2021) 014013, doi:10.1103/PhysRevD.103.014013, arXiv:1912.10053.
- [48] S. Bailey et al., “Parton distributions from LHC, HERA, Tevatron and fixed target data: MSHT20 PDFs”, *Eur. Phys. J. C* **81** (2021) 341, doi:10.1140/epjc/s10052-021-09057-0, arXiv:2012.04684.
- [49] J. Butterworth et al., “PDF4LHC recommendations for LHC Run II”, *J. Phys. G* **43** (2016) 023001, doi:10.1088/0954-3899/43/2/023001, arXiv:1510.03865.
- [50] J. Alwall et al., “The automated computation of tree-level and next-to-leading order differential cross sections, and their matching to parton shower simulations”, *JHEP* **07** (2014) 079, doi:10.1007/JHEP07(2014)079, arXiv:1405.0301.
- [51] GEANT4 Collaboration, “GEANT4—a simulation toolkit”, *Nucl. Instrum. Meth. A* **506** (2003) 250, doi:10.1016/S0168-9002(03)01368-8.
- [52] CMS Collaboration, “Measurement of the inelastic proton-proton cross section at $\sqrt{s} = 13$ TeV”, *JHEP* **07** (2018) 161, doi:10.1007/JHEP07(2018)161, arXiv:1802.02613.
- [53] L. Barzè et al., “Neutral current Drell–Yan with combined QCD and electroweak corrections in the POWHEG BOX”, *Eur. Phys. J. C* **73** (2013) 2474, doi:10.1140/epjc/s10052-013-2474-y, arXiv:1302.4606.
- [54] M. Chiesa, F. Piccinini, and A. Vicini, “Direct determination of $\sin^2\theta_{\text{eff}}^{\ell}$ at hadron colliders”, *Phys. Rev. D* **100** (2019) 071302, doi:10.1103/PhysRevD.100.071302, arXiv:1906.11569.
- [55] M. Chiesa, C. L. Del Pio, and F. Piccinini, “On electroweak corrections to neutral current Drell–Yan with the POWHEG BOX”, *Eur. Phys. J. C* **84** (2024) 539, doi:10.1140/epjc/s10052-024-12908-1, arXiv:2402.14659.
- [56] CMS Collaboration, “Measurement of the inclusive W and Z production cross sections in pp collisions at $\sqrt{s} = 7$ TeV”, *JHEP* **10** (2011) 132, doi:10.1007/JHEP10(2011)132, arXiv:1107.4789.
- [57] A. Bodek et al., “Extracting muon momentum scale corrections for hadron collider experiments”, *Eur. Phys. J. C* **72** (2012) 2194, doi:10.1140/epjc/s10052-012-2194-8, arXiv:1208.3710.
- [58] B. Efron, “Bootstrap methods: another look at the jackknife”, *Annals Statist.* **7** (1979) 1, doi:10.1214/aos/1176344552.

-
- [59] A. Bodek, J. Han, A. Khukhunaishvili, and W. Sakumoto, “Using Drell–Yan forward-backward asymmetry to reduce PDF uncertainties in the measurement of electroweak parameters”, *Eur. Phys. J. C* **76** (2016) 115, doi:10.1140/epjc/s10052-016-3958-3, arXiv:1507.02470.
- [60] CMS Collaboration, “Measurement of associated production of a W boson and a charm quark in proton-proton collisions at $\sqrt{s} = 13$ TeV”, *Eur. Phys. J. C* **79** (2019) 269, doi:10.1140/epjc/s10052-019-6752-1, arXiv:1811.10021.
- [61] CMS Collaboration, “Measurement of the muon charge asymmetry in inclusive $pp \rightarrow W + X$ production at $\sqrt{s} = 7$ TeV and an improved determination of light parton distribution functions”, *Phys. Rev. D* **90** (2014) 032004, doi:10.1103/PhysRevD.90.032004, arXiv:1312.6283.
- [62] D. C. Liu and J. Nocedal, “On the limited memory BFGS method for large scale optimization”, *Math. Programming* **45** (1989) 503, doi:10.1007/BF01589116.
- [63] NNPDF Collaboration, “The path to N³LO parton distributions”, *Eur. Phys. J. C* **84** (2024) 659, doi:10.1140/epjc/s10052-024-12891-7, arXiv:2402.18635.
- [64] T. Cridge, L. A. Harland-Lang, and R. S. Thorne, “Combining QED and approximate N³LO QCD corrections in a global PDF fit: MSHT20qed_an3lo PDFs”, 2023, arXiv:2312.07665.
- [65] S. Alekhin et al., “HERAFitter”, *Eur. Phys. J. C* **75** (2015) 304, doi:10.1140/epjc/s10052-015-3480-z, arXiv:1410.4412.
- [66] HERAFitter developers’ Team Collaboration, “QCD analysis of W- and Z-boson production at Tevatron”, *Eur. Phys. J. C* **75** (2015) 458, doi:10.1140/epjc/s10052-015-3655-7, arXiv:1503.05221.
- [67] C. Schwan, “PineAPPL: NLO EW corrections for PDF processes”, *SciPost Phys. Proc.* **8** (2022) 079, doi:10.21468/SciPostPhysProc.8.079, arXiv:2108.05816.
- [68] S. Carrazza, E. R. Nocera, C. Schwan, and M. Zaro, “PineAPPL: combining EW and QCD corrections for fast evaluation of LHC processes”, *JHEP* **12** (2020) 108, doi:10.1007/JHEP12(2020)108, arXiv:2008.12789.
- [69] NNPDF Collaboration, “Determination of the theory uncertainties from missing higher orders on NNLO parton distributions with percent accuracy”, *Eur. Phys. J. C* **84** (2024) 517, doi:10.1140/epjc/s10052-024-12772-z, arXiv:2401.10319.
- [70] S. Alekhin, J. Blümlein, S. Moch, and R. Placakyte, “Parton distribution functions, α_s , and heavy-quark masses for LHC Run II”, *Phys. Rev. D* **96** (2017) 014011, doi:10.1103/PhysRevD.96.014011, arXiv:1701.05838.
- [71] PDF4LHC Working Group Collaboration, “The PDF4LHC21 combination of global PDF fits for the LHC Run III”, *J. Phys. G* **49** (2022) 080501, doi:10.1088/1361-6471/ac7216, arXiv:2203.05506.
- [72] T.-J. Hou, H.-W. Lin, M. Yan, and C. P. Yuan, “Impact of lattice strangeness asymmetry data in the CTEQ-TEA global analysis”, *Phys. Rev. D* **107** (2023) 076018, doi:10.1103/PhysRevD.107.076018, arXiv:2211.11064.


















-
- [73] H1, ZEUS Collaboration, “Combination of measurements of inclusive deep inelastic $e^\pm p$ scattering cross sections and QCD analysis of HERA data”, *Eur. Phys. J. C* **75** (2015) 580, doi:10.1140/epjc/s10052-015-3710-4, arXiv:1506.06042.
- [74] HEPData record for this analysis, 2024. doi:10.17182/hepdata.153661.

A The CMS Collaboration

Yerevan Physics Institute, Yerevan, Armenia

A. Hayrapetyan, A. Tumasyan¹ 













Institut für Hochenergiephysik, Vienna, Austria

W. Adam , J.W. Andrejkovic, T. Bergauer , S. Chatterjee , K. Damanakis , M. Dragicevic , P.S. Hussain , M. Jeitler² , N. Krammer , A. Li , D. Liko , I. Mikulec , J. Schieck² , R. Schöfbeck , D. Schwarz , M. Sonawane , W. Waltenberger , C.-E. Wulz² 

















Universiteit Antwerpen, Antwerpen, Belgium

T. Janssen , T. Van Laer, P. Van Mechelen 













Vrije Universiteit Brussel, Brussel, Belgium

N. Breugelmans, J. D'Hondt , S. Dansana , A. De Moor , M. Delcourt , F. Heyen, S. Lowette , I. Makarenko , D. Müller , S. Tavernier , M. Tytgat³ , G.P. Van Onsem , S. Van Putte , D. Vannerom 















Université Libre de Bruxelles, Bruxelles, Belgium

B. Bilin , B. Clerbaux , A.K. Das, G. De Lentdecker , H. Evard , L. Favart , P. Giannelos , J. Jaramillo , A. Khalilzadeh, F.A. Khan , K. Lee , M. Mahdavihorrani , A. Malara , S. Paredes , M.A. Shahzad, L. Thomas , M. Vanden Bemden , C. Vander Velde , P. Vanlaer 











Ghent University, Ghent, Belgium

M. De Coen , D. Dobur , G. Gokbulut , Y. Hong , J. Knolle , L. Lambrecht , D. Marckx , K. Mota Amarilo , K. Skovpen , N. Van Den Bossche , J. van der Linden , L. Wezenbeek 

















Université Catholique de Louvain, Louvain-la-Neuve, Belgium

A. Benecke , A. Bethani , G. Bruno , C. Caputo , J. De Favereau De Jeneret , C. Delaere , I.S. Donertas , A. Giammanco , A.O. Guzel , Sa. Jain , V. Lemaitre, J. Lidrych , P. Mastrapasqua , T.T. Tran , S. Wertz 










Centro Brasileiro de Pesquisas Fisicas, Rio de Janeiro, Brazil

G.A. Alves , M. Alves Gallo Pereira , E. Coelho , G. Correia Silva , C. Hensel , T. Menezes De Oliveira , C. Mora Herrera⁴ , A. Moraes , P. Rebello Teles , M. Soeiro, A. Vilela Pereira⁴ 

Universidade do Estado do Rio de Janeiro, Rio de Janeiro, Brazil

W.L. Aldá Júnior , M. Barroso Ferreira Filho , H. Brandao Malbouisson , W. Carvalho , J. Chinellato⁵, E.M. Da Costa , G.G. Da Silveira⁶ , D. De Jesus Damiao , S. Fonseca De Souza , R. Gomes De Souza, T. Laux Kuhn, M. Macedo , J. Martins⁷ , L. Mundim , H. Nogima , J.P. Pinheiro , A. Santoro , A. Sznajder , M. Thiel 

Universidade Estadual Paulista, Universidade Federal do ABC, São Paulo, Brazil

C.A. Bernardes⁶ , L. Calligaris , T.R. Fernandez Perez Tomei , E.M. Gregores , I. Maitto Silverio , P.G. Mercadante , S.F. Novaes , B. Orzari , Sandra S. Padula 




Institute for Nuclear Research and Nuclear Energy, Bulgarian Academy of Sciences, Sofia, Bulgaria

A. Aleksandrov , G. Antchev , R. Hadjiiska , P. Iaydjiev , M. Misheva , M. Shopova , G. Sultanov 




University of Sofia, Sofia, Bulgaria

A. Dimitrov , L. Litov , B. Pavlov , P. Petkov , A. Petrov , E. Shumka 



Instituto De Alta Investigación, Universidad de Tarapacá, Casilla 7 D, Arica, Chile

S. Keshri , D. Laroze , S. Thakur 













Beihang University, Beijing, China

T. Cheng , T. Javaid , L. Yuan 

Department of Physics, Tsinghua University, Beijing, China

Z. Hu , Z. Liang, J. Liu, K. Yi^{8,9} 

Institute of High Energy Physics, Beijing, China

G.M. Chen¹⁰ , H.S. Chen¹⁰ , M. Chen¹⁰ , F. Iemmi , C.H. Jiang, A. Kapoor¹¹ , H. Liao , Z.-A. Liu¹² , R. Sharma¹³ , J.N. Song¹², J. Tao , C. Wang¹⁰, J. Wang , Z. Wang¹⁰, H. Zhang , J. Zhao 


State Key Laboratory of Nuclear Physics and Technology, Peking University, Beijing, China

A. Agapitos , Y. Ban , S. Deng , B. Guo, C. Jiang , A. Levin , C. Li , Q. Li , Y. Mao, S. Qian, S.J. Qian , X. Qin, X. Sun , D. Wang , H. Yang, L. Zhang , Y. Zhao, C. Zhou 

Guangdong Provincial Key Laboratory of Nuclear Science and Guangdong-Hong Kong Joint Laboratory of Quantum Matter, South China Normal University, Guangzhou, China

S. Yang 


Sun Yat-Sen University, Guangzhou, China

Z. You 

University of Science and Technology of China, Hefei, China

K. Jaffel , N. Lu 

Nanjing Normal University, Nanjing, China

G. Bauer¹⁴, B. Li, J. Zhang 

Institute of Modern Physics and Key Laboratory of Nuclear Physics and Ion-beam Application (MOE) - Fudan University, Shanghai, China

X. Gao¹⁵ , Y. Li

Zhejiang University, Hangzhou, Zhejiang, China

Z. Lin , C. Lu , M. Xiao 





Universidad de Los Andes, Bogota, Colombia

C. Avila , D.A. Barbosa Trujillo, A. Cabrera , C. Florez , J. Fraga , J.A. Reyes Vega



Universidad de Antioquia, Medellin, Colombia

F. Ramirez , C. Rendón, M. Rodriguez , A.A. Ruales Barbosa , J.D. Ruiz Alvarez 

University of Split, Faculty of Electrical Engineering, Mechanical Engineering and Naval Architecture, Split, Croatia

D. Giljanovic , N. Godinovic , D. Lelas , A. Sculac 

University of Split, Faculty of Science, Split, Croatia

M. Kovac , A. Petkovic, T. Sculac 




Institute Rudjer Boskovic, Zagreb, Croatia

P. Bargassa , V. Brigljevic , B.K. Chitroda , D. Ferencek , K. Jakovcic, A. Starodumov¹⁶ , T. Susa 

University of Cyprus, Nicosia, Cyprus

A. Attikis , K. Christoforou , A. Hadjiagapiou, C. Leonidou , J. Mousa , C. Nicolaou, L. Paizanos, F. Ptochos , P.A. Razis , H. Rykaczewski, H. Saka , A. Stepennov 



Charles University, Prague, Czech Republic

M. Finger , M. Finger Jr. , A. Kveton 



Universidad San Francisco de Quito, Quito, Ecuador

E. Carrera Jarrin 









Academy of Scientific Research and Technology of the Arab Republic of Egypt, Egyptian Network of High Energy Physics, Cairo, Egypt

S. Elgammal¹⁷, S. Khalil¹⁸ , E. Salama^{17,19} 

Center for High Energy Physics (CHEP-FU), Fayoum University, El-Fayoum, Egypt

A. Lotfy , M.A. Mahmoud 
















National Institute of Chemical Physics and Biophysics, Tallinn, Estonia

K. Ehataht , M. Kadastik, T. Lange , S. Nandan , C. Nielsen , J. Pata , M. Raidal , L. Tani , C. Veelken 

Department of Physics, University of Helsinki, Helsinki, Finland

H. Kirschenmann , K. Osterberg , M. Voutilainen 



















Helsinki Institute of Physics, Helsinki, Finland

S. Bharthuar , N. Bin Norjoharuddeen , E. Brücken , F. Garcia , P. Inkaew , K.T.S. Kallonen , T. Lampén , K. Lassila-Perini , S. Lehti , T. Lindén , L. Martikainen , M. Myllymäki , M.m. Rantanen , H. Siikonen , J. Tuominiemi 




























Lappeenranta-Lahti University of Technology, Lappeenranta, Finland

P. Luukka , H. Petrow 


















IRFU, CEA, Université Paris-Saclay, Gif-sur-Yvette, France

M. Besancon , F. Couderc , M. Dejardin , D. Denegri, J.L. Faure, F. Ferri , S. Ganjour , P. Gras , G. Hamel de Monchenault , M. Kumar , V. Lohezic , J. Malcles , F. Orlandi , L. Portales , A. Rosowsky , M.Ö. Sahin , A. Savoy-Navarro²⁰ , P. Simkina , M. Titov , M. Tornago 

Laboratoire Leprince-Ringuet, CNRS/IN2P3, Ecole Polytechnique, Institut Polytechnique de Paris, Palaiseau, France

F. Beaudette , G. Boldrini , P. Busson , A. Cappati , C. Charlot , M. Chiusi , F. Damas , O. Davignon , A. De Wit , I.T. Ehle , B.A. Fontana Santos Alves , S. Ghosh , A. Gilbert , R. Granier de Cassagnac , A. Hakimi , B. Harikrishnan , L. Kalipoliti , G. Liu , M. Nguyen , C. Ochando , R. Salerno , J.B. Sauvan , Y. Sirois , L. Urda Gómez , E. Vernazza , A. Zabi , A. Zghiche 


















Université de Strasbourg, CNRS, IPHC UMR 7178, Strasbourg, France

J.-L. Agram²¹ , J. Andrea , D. Apparú , D. Bloch , J.-M. Brom , E.C. Chabert , C. Collard , S. Falke , U. Goerlach , R. Haeberle , A.-C. Le Bihan , M. Meena , O. Poncet , G. Saha , M.A. Sessini , P. Van Hove , P. Vaucelle 

Centre de Calcul de l'Institut National de Physique Nucleaire et de Physique des Particules, CNRS/IN2P3, Villeurbanne, France

A. Di Florio 

Institut de Physique des 2 Infinis de Lyon (IP2I), Villeurbanne, France

D. Amram, S. Beauceron , B. Blancon , G. Boudoul , N. Chanon , D. Contardo , P. Depasse , C. Dozen²² , H. El Mamouni, J. Fay , S. Gascon , M. Gouzevitch , C. Greenberg, G. Grenier , B. Ille , E. Jourd’huy, I.B. Laktineh, M. Lethuillier , L. Mirabito, S. Perries, A. Purohit , M. Vander Donckt , P. Verdier , J. Xiao 






























Georgian Technical University, Tbilisi, Georgia

I. Lomidze , T. Toriashvili²³ , Z. Tsamalaidze¹⁶ 









RWTH Aachen University, I. Physikalisches Institut, Aachen, Germany

V. Botta , S. Consuegra Rodríguez , L. Feld , K. Klein , M. Lipinski , D. Meuser , A. Pauls , D. Pérez Adán , N. Röwert , M. Teroerde 



















RWTH Aachen University, III. Physikalisches Institut A, Aachen, Germany

S. Diekmann , A. Dodonova , N. Eich , D. Eliseev , F. Engelke , J. Erdmann , M. Erdmann , P. Fackeldey , B. Fischer , T. Hebbeker , K. Hoepfner , F. Ivone , A. Jung , M.y. Lee , F. Mausolf , M. Merschmeyer , A. Meyer , S. Mukherjee , D. Noll , F. Nowotny, A. Pozdnyakov , Y. Rath, W. Redjeb , F. Rehm, H. Reithler , V. Sarkisovi , A. Schmidt , C. Seth, A. Sharma , J.L. Spah , A. Stein , F. Torres Da Silva De Araujo²⁴ , S. Wiedenbeck , S. Zaleski







































RWTH Aachen University, III. Physikalisches Institut B, Aachen, Germany

C. Dziwok , G. Flügge , T. Kress , A. Nowack , O. Pooth , A. Stahl , T. Ziemons , A. Zotz 










Deutsches Elektronen-Synchrotron, Hamburg, Germany



























H. Aarup Petersen , M. Aldaya Martin , J. Alimena , S. Amoroso, Y. An , J. Bach , S. Baxter , M. Bayatmakou , H. Becerril Gonzalez , O. Behnke , A. Belvedere , F. Blekman²⁵ , K. Borras²⁶ , A. Campbell , A. Cardini , C. Cheng, F. Colombina , G. Eckerlin, D. Eckstein , L.I. Estevez Banos , O. Filatov , E. Gallo²⁵ , A. Geiser , V. Guglielmi , M. Guthoff , A. Hinzmann , L. Jeppe , B. Kaech , M. Kasemann , C. Kleinwort , R. Kogler , M. Komm , D. Krücker , W. Lange, D. Leyva Pernia , K. Lipka²⁷ , W. Lohmann²⁸ , F. Lorkowski , R. Mankel , I.-A. Melzer-Pellmann , M. Mendizabal Morentin , A.B. Meyer , G. Milella , K. Moral Figueroa , A. Mussgiller , L.P. Nair , J. Niedziela , A. Nürnberg , Y. Otariid, J. Park , E. Ranken , A. Raspereza , D. Rastorguev , J. Rübenach, L. Rygaard, A. Saggio , M. Scham^{29,26} , S. Schnake²⁶ , P. Schütze , C. Schwanenberger²⁵ , D. Selivanova , K. Sharko , M. Shchedrolosiev , D. Stafford, F. Vazzoler , A. Ventura Barroso , R. Walsh , D. Wang , Q. Wang , Y. Wen , K. Wichmann, L. Wiens²⁶ , C. Wissing , Y. Yang , A. Zimmermann Castro Santos 

University of Hamburg, Hamburg, Germany

A. Albrecht , S. Albrecht , M. Antonello , S. Bein , L. Benato , S. Bollweg, M. Bonanomi , P. Connor , K. El Morabit , Y. Fischer , E. Garutti , A. Grohsjean , J. Haller , H.R. Jabusch , G. Kasieczka , P. Keicher, R. Klanner , W. Korcari , T. Kramer , C.c. Kuo, V. Kutzner , F. Labe , J. Lange , A. Lobanov , C. Matthies , L. Moureaux , M. Mrowietz, A. Nigamova , Y. Nissan, A. Paasch , K.J. Pena Rodriguez , T. Quadfasel , B. Raciti , M. Rieger , D. Savoieu , J. Schindler , P. Schleper , M. Schröder , J. Schwandt , M. Sommerhalder , H. Stadie , G. Steinbrück , A. Tews, M. Wolf 

Karlsruher Institut fuer Technologie, Karlsruhe, Germany



S. Brommer , M. Burkart, E. Butz , T. Chwalek , A. Dierlamm , A. Droll, U. Elicabuk, N. Faltermann , M. Giffels , A. Gottmann , F. Hartmann³⁰ , R. Hofsaess 

M. Horzela , U. Husemann , J. Kieseler , M. Klute , R. Koppenhöfer , J.M. Lawhorn , M. Link, A. Lintuluoto , S. Maier , S. Mitra , M. Mormile , Th. Müller , M. Neukum, M. Oh , E. Pfeffer , M. Presilla , G. Quast , K. Rabbertz , B. Regnery , N. Shadskiy , I. Shvetsov , H.J. Simonis , L. Sowa, L. Stockmeier, K. Tauqeer, M. Toms , N. Trevisani , R.F. Von Cube , M. Wassmer , S. Wieland , F. Wittig, R. Wolf , X. Zuo 

Institute of Nuclear and Particle Physics (INPP), NCSR Demokritos, Aghia Paraskevi, Greece

G. Anagnostou, G. Daskalakis , A. Kyriakis, A. Papadopoulos³⁰, A. Stakia 

National and Kapodistrian University of Athens, Athens, Greece

P. Kontaxakis , G. Melachroinos, Z. Painesis , I. Papavergou , I. Paraskevas , N. Saoulidou , K. Theofilatos , E. Tziaferi , K. Vellidis , I. Zisopoulos 






National Technical University of Athens, Athens, Greece

G. Bakas , T. Chatzistavrou, G. Karapostoli , K. Kousouris , I. Papakrivopoulos , E. Siamarkou, G. Tsipolitis , A. Zacharopoulou

University of Ioánnina, Ioánnina, Greece

K. Adamidis, I. Bestintzanos, I. Evangelou , C. Foudas, C. Kamtsikis, P. Katsoulis, P. Kokkas , P.G. Kosmoglou Kioseoglou , N. Manthos , I. Papadopoulos , J. Strologas 

HUN-REN Wigner Research Centre for Physics, Budapest, Hungary

C. Hajdu , D. Horvath^{31,32} , K. Márton, A.J. Rádl³³ , F. Sikler , V. Veszpremi 

MTA-ELTE Lendület CMS Particle and Nuclear Physics Group, Eötvös Loránd University, Budapest, Hungary

M. Csanád , K. Farkas , A. Fehérkuti³⁴ , M.M.A. Gadallah³⁵ , Á. Kadlecik , P. Major , G. Pásztor , G.I. Veres 


Faculty of Informatics, University of Debrecen, Debrecen, Hungary

B. Ujvari , G. Zilizi 














Institute of Nuclear Research ATOMKI, Debrecen, Hungary

G. Bencze, S. Czellar, J. Molnar, Z. Szillasi

Karoly Robert Campus, MATE Institute of Technology, Gyongyos, Hungary

T. Novak 

Panjab University, Chandigarh, India

S. Bansal , S.B. Beri, V. Bhatnagar , G. Chaudhary , S. Chauhan , N. Dhingra³⁶ , A. Kaur , A. Kaur , H. Kaur , M. Kaur , S. Kumar , K. Sandeep , T. Sheokand, J.B. Singh , A. Singla 

















University of Delhi, Delhi, India



































































































A. Ahmed , A. Bhardwaj , A. Chhetri , B.C. Choudhary , A. Kumar , A. Kumar , M. Naimuddin , K. Ranjan , M.K. Saini, S. Saumya 




















































Saha Institute of Nuclear Physics, HBNI, Kolkata, India






























S. Baradia , S. Barman³⁷ , S. Bhattacharya , S. Das Gupta, S. Dutta , S. Dutta, S. Sarkar

Indian Institute of Technology Madras, Madras, India

M.M. Ameen , P.K. Behera , S.C. Behera , S. Chatterjee , G. Dash , P. Jana , P. Kalbhor , S. Kamble , J.R. Komaragiri³⁸ , D. Kumar³⁸ , B. Parida , P.R. Pujahari , N.R. Saha , A. Sharma , A.K. Sikdar , R.K. Singh, P. Verma, S. Verma , A. Vijay

Tata Institute of Fundamental Research-A, Mumbai, IndiaS. Dugad, G.B. Mohanty , M. Shelake, P. Suryadevara**Tata Institute of Fundamental Research-B, Mumbai, India**A. Bala , S. Banerjee , R.M. Chatterjee, M. Guchait , Sh. Jain , A. Jaiswal, S. Kumar , G. Majumder , K. Mazumdar , S. Parolia , A. Thachayath **National Institute of Science Education and Research, An OCC of Homi Bhabha National Institute, Bhubaneswar, Odisha, India**S. Bahinipati³⁹ , C. Kar , D. Maity⁴⁰ , P. Mal , T. Mishra , V.K. Muraleedharan Nair Bindhu⁴⁰ , K. Naskar⁴⁰ , A. Nayak⁴⁰ , S. Nayak, K. Pal, P. Sadangi, S.K. Swain , S. Varghese⁴⁰ , D. Vats⁴⁰ **Indian Institute of Science Education and Research (IISER), Pune, India**S. Acharya⁴¹ , A. Alpana , S. Dube , B. Gomber⁴¹ , P. Hazarika , B. Kansal , A. Laha , B. Sahu⁴¹ , S. Sharma , K.Y. Vaish **Isfahan University of Technology, Isfahan, Iran**H. Bakhshiansohi⁴² , A. Jafari⁴³ , M. Zeinali⁴⁴ **Institute for Research in Fundamental Sciences (IPM), Tehran, Iran**S. Bashiri, S. Chenarani⁴⁵ , S.M. Etesami , Y. Hosseini , M. Khakzad , E. Khazaie⁴⁶ , M. Mohammadi Najafabadi , S. Tizchang⁴⁷ **University College Dublin, Dublin, Ireland**M. Felcini , M. Grunewald **INFN Sezione di Bari^a, Università di Bari^b, Politecnico di Bari^c, Bari, Italy**M. Abbrescia^{a,b} , A. Colaleo^{a,b} , D. Creanza^{a,c} , B. D'Anzi^{a,b} , N. De Filippis^{a,c} , M. De Palma^{a,b} , W. Elmetenawee^{a,b,48} , L. Fiore^a , G. Iaselli^{a,c} , L. Longo^a , M. Louka^{a,b}, G. Maggi^{a,c} , M. Maggi^a , I. Margjeka^a , V. Mastrapasqua^{a,b} , S. My^{a,b} , S. Nuzzo^{a,b} , A. Pellicchia^{a,b} , A. Pompili^{a,b} , G. Pugliese^{a,c} , R. Radogna^{a,b} , D. Ramos^a , A. Ranieri^a , L. Silvestris^a , F.M. Simone^{a,c} , Ü. Sözbilir^a , A. Stamerra^{a,b} , D. Troiano^{a,b} , R. Venditti^{a,b} , P. Verwilligen^a , A. Zaza^{a,b} **INFN Sezione di Bologna^a, Università di Bologna^b, Bologna, Italy**G. Abbiendi^a , C. Battilana^{a,b} , D. Bonacorsi^{a,b} , P. Capiluppi^{a,b} , A. Castro^{+a,b} , F.R. Cavallo^a , M. Cuffiani^{a,b} , G.M. Dallavalle^a , T. Diotallevi^{a,b} , F. Fabbri^a , A. Fanfani^{a,b} , D. Fasanella^a , P. Giacomelli^a , L. Giommi^{a,b} , C. Grandi^a , L. Guiducci^{a,b} , S. Lo Meo^{a,49} , M. Lorusso^{a,b} , L. Lunerti^a , S. Marcellini^a , G. Masetti^a , F.L. Navarra^{a,b} , G. Paggi^{a,b} , A. Perrotta^a , F. Primavera^{a,b} , A.M. Rossi^{a,b} , S. Rossi Tisbeni^{a,b} , T. Rovelli^{a,b} , G.P. Siroli^{a,b} **INFN Sezione di Catania^a, Università di Catania^b, Catania, Italy**S. Costa^{a,b,50} , A. Di Mattia^a , A. Lapertosa^a , R. Potenza^{a,b}, A. Tricomi^{a,b,50} , C. Tuve^{a,b} **INFN Sezione di Firenze^a, Università di Firenze^b, Firenze, Italy**P. Assiouras^a , G. Barbagli^a , G. Bardelli^{a,b} , B. Camaiani^{a,b} , A. Cassese^a , R. Ceccarelli^a , V. Ciulli^{a,b} , C. Civinini^a , R. D'Alessandro^{a,b} , E. Focardi^{a,b} , T. Kello^a, G. Latino^{a,b} , P. Lenzi^{a,b} , M. Lizzo^a , M. Meschini^a , S. Paoletti^a , A. Papanastassiou^{a,b}, G. Sguazzoni^a , L. Viliani^a **INFN Laboratori Nazionali di Frascati, Frascati, Italy**L. Benussi , S. Bianco , S. Meola⁵¹ , D. Piccolo 

INFN Sezione di Genova^a, Università di Genova^b, Genova, ItalyP. Chatagnon^a , F. Ferro^a , E. Robutti^a , S. Tosi^{a,b} **INFN Sezione di Milano-Bicocca^a, Università di Milano-Bicocca^b, Milano, Italy**A. Benaglia^a , F. Brivio^a , F. Cetorelli^{a,b} , F. De Guio^{a,b} , M.E. Dinardo^{a,b} , P. Dini^a , S. Gennai^a , R. Gerosa^{a,b} , A. Ghezzi^{a,b} , P. Govoni^{a,b} , L. Guzzi^a , M.T. Lucchini^{a,b} , M. Malberti^a , S. Malvezzi^a , A. Massironi^a , D. Menasce^a , L. Moroni^a , M. Paganoni^{a,b} , S. Palluotto^{a,b} , D. Pedrini^a , A. Perego^{a,b} , B.S. Pinolini^a, G. Pizzati^{a,b}, S. Ragazzi^{a,b} , T. Tabarelli de Fatis^{a,b} **INFN Sezione di Napoli^a, Università di Napoli 'Federico II'^b, Napoli, Italy; Università della Basilicata^c, Potenza, Italy; Scuola Superiore Meridionale (SSM)^d, Napoli, Italy**S. Buontempo^a , A. Cagnotta^{a,b} , F. Carnevali^{a,b}, N. Cavallo^{a,c} , F. Fabozzi^{a,c} , A.O.M. Iorio^{a,b} , L. Lista^{a,b,52} , P. Paolucci^{a,30} , B. Rossi^a **INFN Sezione di Padova^a, Università di Padova^b, Padova, Italy; Università di Trento^c, Trento, Italy**R. Ardino^a , P. Azzi^a , N. Bacchetta^{a,53} , A. Bergnoli^a , D. Bisello^{a,b} , P. Bortignon^a , G. Bortolato^{a,b}, A. Bragagnolo^{a,b} , A.C.M. Bulla^a , R. Carlin^{a,b} , P. Checchia^a , T. Dorigo^a , F. Gasparini^{a,b} , U. Gasparini^{a,b} , S. Giorgetti^a, E. Lusiani^a , M. Margoni^{a,b} , A.T. Meneguzzo^{a,b} , M. Migliorini^{a,b} , J. Pazzini^{a,b} , P. Ronchese^{a,b} , R. Rossin^{a,b} , F. Simonetto^{a,b} , M. Tosi^{a,b} , A. Triossi^{a,b} , S. Ventura^a , M. Zanetti^{a,b} , P. Zotto^{a,b} , A. Zucchetta^{a,b} **INFN Sezione di Pavia^a, Università di Pavia^b, Pavia, Italy**C. Aimè^a , A. Braghieri^a , S. Calzaferri^a , D. Fiorina^a , P. Montagna^{a,b} , V. Re^a , C. Riccardi^{a,b} , P. Salvini^a , I. Vai^{a,b} , P. Vitulo^{a,b} **INFN Sezione di Perugia^a, Università di Perugia^b, Perugia, Italy**S. Ajmal^{a,b} , M.E. Ascioti^{a,b}, G.M. Bilei^a , C. Carrivale^{a,b}, D. Ciangottini^{a,b} , L. Fanò^{a,b} , M. Magherini^{a,b} , V. Mariani^{a,b} , M. Menichelli^a , F. Moscatelli^{a,54} , A. Rossi^{a,b} , A. Santocchia^{a,b} , D. Spiga^a , T. Tedeschi^{a,b} **INFN Sezione di Pisa^a, Università di Pisa^b, Scuola Normale Superiore di Pisa^c, Pisa, Italy; Università di Siena^d, Siena, Italy**C.A. Alexe^{a,c} , P. Asenov^{a,b} , P. Azzurri^a , G. Bagliesi^a , R. Bhattacharya^a , L. Bianchini^{a,b} , T. Boccali^a , E. Bossini^a , D. Bruschini^{a,c} , R. Castaldi^a , M.A. Ciocci^{a,b} , M. Cipriani^{a,b} , V. D'Amante^{a,d} , R. Dell'Orso^a , S. Donato^a , A. Giassi^a , F. Ligabue^{a,c} , A.C. Marini^a , D. Matos Figueiredo^a , A. Messineo^{a,b} , S. Mishra^a , M. Musich^{a,b} , F. Palla^a , A. Rizzi^{a,b} , G. Rolandi^{a,c} , S. Roy Chowdhury^a , T. Sarkar^a , A. Scribano^a , P. Spagnolo^a , R. Tenchini^a , G. Tonelli^{a,b} , N. Turini^{a,d} , F. Vaselli^{a,c} , A. Venturi^a , P.G. Verdini^a **INFN Sezione di Roma^a, Sapienza Università di Roma^b, Roma, Italy**C. Baldenegro Barrera^{a,b} , P. Barria^a , C. Basile^{a,b} , F. Cavallari^a , L. Cunqueiro Mendez^{a,b} , D. Del Re^{a,b} , E. Di Marco^{a,b} , M. Diemoz^a , F. Errico^{a,b} , E. Longo^{a,b} , J. Mijuskovic^{a,b} , G. Organtini^{a,b} , F. Pandolfi^a , R. Paramatti^{a,b} , C. Quaranta^{a,b} , S. Rahatlou^{a,b} , C. Rovelli^a , F. Santanastasio^{a,b} , L. Soffi^a **INFN Sezione di Torino^a, Università di Torino^b, Torino, Italy; Università del Piemonte Orientale^c, Novara, Italy**N. Amapane^{a,b} , R. Arcidiacono^{a,c} , S. Argiro^{a,b} , M. Arneodo^{a,c} , N. Bartosik^a , R. Bellan^{a,b} , A. Bellora^{a,b} , C. Biino^a , C. Borca^{a,b} , N. Cartiglia^a , M. Costa^{a,b}

R. Covarelli^{a,b} , N. Demaria^a , L. Finco^a , M. Grippo^{a,b} , B. Kiani^{a,b} , F. Legger^a ,
 F. Luongo^{a,b} , C. Mariotti^a , L. Markovic^{a,b} , S. Maselli^a , A. Mecca^{a,b} , L. Menzio^{a,b},
 P. Meridiani^a , E. Migliore^{a,b} , M. Monteno^a , R. Mulargia^a , M.M. Obertino^{a,b} ,
 G. Ortona^a , L. Pacher^{a,b} , N. Pastrone^a , M. Pelliccioni^a , M. Ruspa^{a,c} ,
 F. Siviero^{a,b} , V. Sola^{a,b} , A. Solano^{a,b} , A. Staiano^a , C. Tarricone^{a,b} , D. Trocino^a ,
 G. Umoret^{a,b} , R. White^{a,b} 

INFN Sezione di Trieste^a, Università di Trieste^b, Trieste, Italy

J. Babbar^{a,b} , S. Belforte^a , V. Candelise^{a,b} , M. Casarsa^a , F. Cossutti^a , K. De Leo^a ,
 G. Della Ricca^{a,b} 





Kyungpook National University, Daegu, Korea

S. Dogra , J. Hong , B. Kim , J. Kim, D. Lee, H. Lee, S.W. Lee , C.S. Moon , Y.D. Oh ,
 M.S. Ryu , S. Sekmen , B. Tae, Y.C. Yang 

Department of Mathematics and Physics - GWNNU, Gangneung, Korea

M.S. Kim 

Chonnam National University, Institute for Universe and Elementary Particles, Kwangju, Korea

G. Bak , P. Gwak , H. Kim , D.H. Moon 

Hanyang University, Seoul, Korea

E. Asilar , J. Choi , D. Kim , T.J. Kim , J.A. Merlin, Y. Ryou

Korea University, Seoul, Korea

S. Choi , S. Han, B. Hong , K. Lee, K.S. Lee , S. Lee , J. Yoo 













Kyung Hee University, Department of Physics, Seoul, Korea

J. Goh , S. Yang 








Sejong University, Seoul, Korea

H. S. Kim , Y. Kim, S. Lee



Seoul National University, Seoul, Korea

J. Almond, J.H. Bhyun, J. Choi , J. Choi, W. Jun , J. Kim , Y.W. Kim, S. Ko , H. Kwon ,
 H. Lee , J. Lee , J. Lee , B.H. Oh , S.B. Oh , H. Seo , U.K. Yang, I. Yoon 

University of Seoul, Seoul, Korea

W. Jang , D.Y. Kang, Y. Kang , S. Kim , B. Ko, J.S.H. Lee , Y. Lee , I.C. Park , Y. Roh,
 I.J. Watson 

Yonsei University, Department of Physics, Seoul, Korea

S. Ha , H.D. Yoo 


Sungkyunkwan University, Suwon, Korea

M. Choi , M.R. Kim , H. Lee, Y. Lee , I. Yu 

**College of Engineering and Technology, American University of the Middle East (AUM),
 Dasman, Kuwait**

T. Beyrouthy, Y. Gharbia

Kuwait University - College of Science - Department of Physics, Safat, Kuwait


F. Alazemi 

Riga Technical University, Riga, Latvia

K. Dreimanis , A. Gaile , C. Munoz Diaz, D. Osite , G. Pikurs, A. Potrebko , M. Seidel 

D. Sidiropoulos Kontos

University of Latvia (LU), Riga, Latvia

N.R. Strautnieks 







Vilnius University, Vilnius, Lithuania

M. Ambrozas , A. Juodagalvis , A. Rinkevicius , G. Tamulaitis 








National Centre for Particle Physics, Universiti Malaya, Kuala Lumpur, Malaysia

I. Yusuff⁵⁵ , Z. Zolkapli



Universidad de Sonora (UNISON), Hermosillo, Mexico

J.F. Benitez , A. Castaneda Hernandez , H.A. Encinas Acosta, L.G. Gallegos Maríñez, M. León Coello , J.A. Murillo Quijada , A. Sehrawat , L. Valencia Palomo 

Centro de Investigacion y de Estudios Avanzados del IPN, Mexico City, Mexico

G. Ayala , H. Castilla-Valdez , H. Crotte Ledesma, E. De La Cruz-Burelo , I. Heredia-De La Cruz⁵⁶ , R. Lopez-Fernandez , J. Mejia Guisao , C.A. Mondragon Herrera, A. Sánchez Hernández 

Universidad Iberoamericana, Mexico City, Mexico

C. Oropeza Barrera , D.L. Ramirez Guadarrama, M. Ramírez García 

Benemerita Universidad Autonoma de Puebla, Puebla, Mexico

I. Bautista , I. Pedraza , H.A. Salazar Ibarguen , C. Uribe Estrada 

University of Montenegro, Podgorica, Montenegro

I. Bubanja , N. Raicevic 

University of Canterbury, Christchurch, New Zealand

P.H. Butler 

National Centre for Physics, Quaid-I-Azam University, Islamabad, Pakistan

A. Ahmad , M.I. Asghar, A. Awais , M.I.M. Awan, H.R. Hoorani , W.A. Khan 







AGH University of Krakow, Faculty of Computer Science, Electronics and Telecommunications, Krakow, Poland

V. Avati, L. Grzanka , M. Malawski 

National Centre for Nuclear Research, Swierk, Poland

H. Bialkowska , M. Bluj , M. Górski , M. Kazana , M. Szleper , P. Zalewski 

















Institute of Experimental Physics, Faculty of Physics, University of Warsaw, Warsaw, Poland

K. Bunkowski , K. Doroba , A. Kalinowski , M. Konecki , J. Krolikowski , A. Muhammad 



Warsaw University of Technology, Warsaw, Poland

K. Pozniak , W. Zabolotny 

Laboratório de Instrumentação e Física Experimental de Partículas, Lisboa, Portugal

M. Araujo , D. Bastos , C. Beirão Da Cruz E Silva , A. Boletti , M. Bozzo , T. Camporesi , G. Da Molin , P. Faccioli , M. Gallinaro , J. Hollar , N. Leonardo , G.B. Marozzo, T. Niknejad , A. Petrilli , M. Pisano , J. Seixas , J. Varela , J.W. Wulff































Faculty of Physics, University of Belgrade, Belgrade, Serbia

P. Adzic , P. Milenovic 


VINCA Institute of Nuclear Sciences, University of Belgrade, Belgrade, Serbia

D. Devetak, M. Dordevic , J. Milosevic , V. Rekovic















Centro de Investigaciones Energéticas Medioambientales y Tecnológicas (CIEMAT), Madrid, Spain

J. Alcaraz Maestre , Cristina F. Bedoya , J.A. Brochero Cifuentes , Oliver M. Carretero , M. Cepeda , M. Cerrada , N. Colino , B. De La Cruz , A. Delgado Peris , A. Escalante Del Valle , D. Fernández Del Val , J.P. Fernández Ramos , J. Flix , M.C. Fouz , O. Gonzalez Lopez , S. Goy Lopez , J.M. Hernandez , M.I. Josa , J. Llorente Merino , E. Martin Viscasillas , D. Moran , C. M. Morcillo Perez , Á. Navarro Tobar , C. Perez Dengra , A. Pérez-Calero Yzquierdo , J. Puerta Pelayo , I. Redondo , S. Sánchez Navas , J. Sastre , J. Vazquez Escobar 



















Universidad Autónoma de Madrid, Madrid, Spain

J.F. de Trocóniz 


Universidad de Oviedo, Instituto Universitario de Ciencias y Tecnologías Espaciales de Asturias (ICTEA), Oviedo, Spain

B. Alvarez Gonzalez , J. Cuevas , J. Fernandez Menendez , S. Folgueras , I. Gonzalez Caballero , J.R. González Fernández , P. Leguina , E. Palencia Cortezon , J. Prado Pico, C. Ramón Álvarez , V. Rodríguez Bouza , A. Soto Rodríguez , A. Trapote , C. Vico Villalba , P. Vischia 

Instituto de Física de Cantabria (IFCA), CSIC-Universidad de Cantabria, Santander, Spain

S. Bhowmik , S. Blanco Fernández , I.J. Cabrillo , A. Calderon , J. Duarte Campderros , M. Fernandez , G. Gomez , C. Lasasoa García , R. Lopez Ruiz , C. Martinez Rivero , P. Martinez Ruiz del Arbol , F. Matorras , P. Matorras Cuevas , E. Navarrete Ramos , J. Piedra Gomez , L. Scodellaro , I. Vila , J.M. Vizan Garcia 

University of Colombo, Colombo, Sri Lanka

B. Kailasapathy⁵⁷ , D.D.C. Wickramarathna 



University of Ruhuna, Department of Physics, Matara, Sri Lanka

W.G.D. Dharmaratna⁵⁸ , K. Liyanage , N. Perera 

CERN, European Organization for Nuclear Research, Geneva, Switzerland




































D. Abbaneo , C. Amendola , E. Auffray , G. Auzinger , J. Baechler, D. Barney , A. Bermúdez Martínez , M. Bianco , A.A. Bin Anuar , A. Bocci , L. Boronovi , C. Botta , E. Brondolin , C. Caillol , G. Cerminara , N. Chernyavskaya , D. d'Enterria , A. Dabrowski , A. David , A. De Roeck , M.M. Defranchis , M. Deile , M. Dobson , G. Franzoni , W. Funk , S. Giani, D. Gigi, K. Gill , F. Glege , J. Hegeman , J.K. Heikkilä , B. Huber, V. Innocente , T. James , P. Janot , O. Kaluzinska , O. Karacheban²⁸ , S. Laurila , P. Lecoq , E. Leutgeb , C. Lourenço , L. Malgeri , M. Mannelli , M. Matthewman, A. Mehta , F. Meijers , S. Mersi , E. Meschi , V. Milosevic , F. Monti , F. Moortgat , M. Mulders , I. Neutelings , S. Orfanelli, F. Pantaleo , G. Petrucciani , A. Pfeiffer , M. Pierini , H. Qu , D. Raby , B. Ribeiro Lopes , M. Rovere , H. Sakulin , S. Sanchez Cruz , S. Scarfi , C. Schwick, M. Selvaggi , A. Sharma , K. Shchelina , P. Silva , P. Sphicas⁵⁹ , A.G. Stahl Leitner , A. Steen , S. Summers , D. Treille , P. Tropea , D. Walter , J. Wanczyk⁶⁰ , J. Wang, K.A. Wozniak⁶¹ , S. Wuchterl , P. Zehetner , P. Zejd , W.D. Zeuner

Paul Scherrer Institut, Villigen, Switzerland




















T. Bevilacqua⁶² , L. Caminada⁶² , A. Ebrahimi , W. Erdmann , R. Horisberger , Q. Ingram , H.C. Kaestli , D. Kotlinski , C. Lange , M. Missiroli⁶² , L. Noehte⁶² 

T. Rohe , A. Samalan




ETH Zurich - Institute for Particle Physics and Astrophysics (IPA), Zurich, Switzerland

T.K. Aarrestad , K. Androsov⁶⁰ , M. Backhaus , G. Bonomelli, A. Calandri , C. Cazaniga , K. Datta , P. De Bryas Dexmiers D'archiac⁶⁰ , A. De Cosa , G. Dissertori , M. Dittmar, M. Donegà , F. Eble , M. Galli , K. Gedia , F. Glessgen , C. Grab , N. Härringer , T.G. Harte, D. Hits , W. Lustermann , A.-M. Lyon , R.A. Manzoni , M. Marchegiani , L. Marchese , C. Martin Perez , A. Mascellani⁶⁰ , F. Nessi-Tedaldi , F. Pauss , V. Perovic , S. Pigazzini , B. Ristic , F. Riti , R. Seidita , J. Steggemann⁶⁰ , A. Tarabini , D. Valsecchi , R. Wallny 












Universität Zürich, Zurich, Switzerland

C. Amsler⁶³ , P. Bäertschi , M.F. Canelli , K. Cormier , M. Huwiler , W. Jin , A. Jofrehei , B. Kilminster , S. Leontsinis , S.P. Liehti , A. Macchiolo , P. Meiring , F. Meng , U. Molinatti , J. Motta , A. Reimers , P. Robmann, M. Senger , E. Shokr, F. Stäger , R. Tramontano 

National Central University, Chung-Li, Taiwan

C. Adloff⁶⁴, D. Bhowmik, C.M. Kuo, W. Lin, P.K. Rout , P.C. Tiwari³⁸ , S.S. Yu 



















National Taiwan University (NTU), Taipei, Taiwan

L. Ceard, K.F. Chen , P.s. Chen, Z.g. Chen, A. De Iorio , W.-S. Hou , T.h. Hsu, Y.w. Kao, S. Karmakar , G. Kole , Y.y. Li , R.-S. Lu , E. Paganis , X.f. Su , J. Thomas-Wilsker , L.s. Tsai, D. Tsiou, H.y. Wu, E. Yazgan 

High Energy Physics Research Unit, Department of Physics, Faculty of Science, Chulalongkorn University, Bangkok, Thailand

C. Asawatangtrakuldee , N. Srimanobhas , V. Wachirapusanand 

Çukurova University, Physics Department, Science and Art Faculty, Adana, Turkey

D. Agyel , F. Boran , F. Dolek , I. Dumanoglu⁶⁵ , E. Eskut , Y. Guler⁶⁶ , E. Gurpinar Guler⁶⁶ , C. Isik , O. Kara, A. Kayis Topaksu , U. Kiminsu , G. Onengut , K. Ozdemir⁶⁷ , A. Polatoz , B. Tali⁶⁸ , U.G. Tok , S. Turkcapar , E. Uslan , I.S. Zorbakir 

Middle East Technical University, Physics Department, Ankara, Turkey

G. Sokmen, M. Yalvac⁶⁹ 


Bogazici University, Istanbul, Turkey

B. Akgun , I.O. Atakisi , E. Gülmez , M. Kaya⁷⁰ , O. Kaya⁷¹ , S. Tekten⁷² 





Istanbul Technical University, Istanbul, Turkey

A. Cakir , K. Cankocak^{65,73} , G.G. Dincer⁶⁵ , Y. Komurcu , S. Sen⁷⁴ 

Istanbul University, Istanbul, Turkey

O. Aydilek⁷⁵ , B. Hacisahinoglu , I. Hos⁷⁶ , B. Kaynak , S. Ozkorucuklu , O. Potok , H. Sert , C. Simsek , C. Zorbilmez 

Yildiz Technical University, Istanbul, Turkey

S. Cerci , B. Isildak⁷⁷ , D. Sunar Cerci , T. Yetkin 
















Institute for Scintillation Materials of National Academy of Science of Ukraine, Kharkiv, Ukraine

A. Boyaryntsev , B. Grynyov 




















National Science Centre, Kharkiv Institute of Physics and Technology, Kharkiv, Ukraine

L. Levchuk 





































University of Bristol, Bristol, United Kingdom

D. Anthony , J.J. Brooke , A. Bundock , F. Bury , E. Clement , D. Cussans , H. Flacher , M. Glowacki , J. Goldstein , H.F. Heath , M.-L. Holmberg , L. Kreczko , S. Paramesvaran , L. Robertshaw, S. Seif El Nasr-Storey, V.J. Smith , N. Stylianou⁷⁸ , K. Walkingshaw Pass



Rutherford Appleton Laboratory, Didcot, United Kingdom

A.H. Ball, K.W. Bell , A. Belyaev⁷⁹ , C. Brew , R.M. Brown , D.J.A. Cockerill , C. Cooke , A. Elliot , K.V. Ellis, K. Harder , S. Harper , J. Linacre , K. Manolopoulos, D.M. Newbold , E. Olaiya, D. Petyt , T. Reis , A.R. Sahasransu , G. Salvi , T. Schuh, C.H. Shepherd-Themistocleous , I.R. Tomalin , K.C. Whalen , T. Williams 













Imperial College, London, United Kingdom

I. Andreou , R. Bainbridge , P. Bloch , C.E. Brown , O. Buchmuller, V. Cacchio, C.A. Carrillo Montoya , G.S. Chahal⁸⁰ , D. Colling , J.S. Dancu, I. Das , P. Dauncey , G. Davies , J. Davies, M. Della Negra , S. Fayer, G. Fedi , G. Hall , M.H. Hassanshahi , A. Howard, G. Iles , C.R. Knight , J. Langford , J. León Holgado , L. Lyons , A.-M. Magnan , B. Maier , S. Mallios, M. Mieskolainen , J. Nash⁸¹ , M. Pesaresi , P.B. Pradeep, B.C. Radburn-Smith , A. Richards, A. Rose , K. Savva , C. Seez , R. Shukla , A. Tapper , K. Uchida , G.P. Uttley , L.H. Vage, T. Virdee³⁰ , M. Vojinovic , N. Wardle , D. Winterbottom 






Brunel University, Uxbridge, United Kingdom

J.E. Cole , A. Khan, P. Kyberd , I.D. Reid 











Baylor University, Waco, Texas, USA

S. Abdullin , A. Brinkerhoff , E. Collins , M.R. Darwish⁸² , J. Dittmann , K. Hatakeyama , J. Hiltbrand , B. McMaster , J. Samudio , S. Sawant , C. Sutantawibul , J. Wilson 



















Catholic University of America, Washington, DC, USA

R. Bartek , A. Dominguez , C. Huerta Escamilla, A.E. Simsek , R. Uniyal , A.M. Vargas Hernandez 


















The University of Alabama, Tuscaloosa, Alabama, USA

B. Bam , A. Buchot Perraguin , R. Chudasama , S.I. Cooper , C. Crovella , S.V. Gleyzer , E. Pearson, C.U. Perez , P. Rumerio⁸³ , E. Usai , R. Yi 






Boston University, Boston, Massachusetts, USA

A. Akpinar , C. Cosby , G. De Castro, Z. Demiragli , C. Erice , C. Fangmeier , C. Fernandez Madrazo , E. Fontanesi , D. Gastler , F. Golf , S. Jeon , J. O'cain, I. Reed , J. Rohlf , K. Salyer , D. Sperka , D. Spitzbart , I. Suarez , A. Tsatsos , A.G. Zecchinelli 

Brown University, Providence, Rhode Island, USA

G. Benelli , D. Cutts , L. Gouskos , M. Hadley , U. Heintz , J.M. Hogan⁸⁴ , T. Kwon , G. Landsberg , K.T. Lau , D. Li , J. Luo , S. Mondal , N. Pervan , T. Russell, S. Sagir⁸⁵ , X. Shen, F. Simpson , M. Stamenkovic , N. Venkatasubramanian, X. Yan 

University of California, Davis, Davis, California, USA

S. Abbott , C. Brainerd , R. Breedon , H. Cai , M. Calderon De La Barca Sanchez 

M. Chertok , M. Citron , J. Conway , P.T. Cox , R. Erbacher , F. Jensen , O. Kukral , G. Mocellin , M. Mulhearn , S. Ostrom , W. Wei , S. Yoo , F. Zhang 



























University of California, Los Angeles, California, USA

M. Bachtis , R. Cousins , A. Datta , G. Flores Avila , J. Hauser , M. Ignatenko , M.A. Iqbal , T. Lam , E. Manca , A. Nunez Del Prado , D. Saltzberg , V. Valuev 




University of California, Riverside, Riverside, California, USA

R. Clare , J.W. Gary , M. Gordon , G. Hanson , W. Si 

University of California, San Diego, La Jolla, California, USA

A. Aportela , A. Arora , J.G. Branson , S. Cittolin , S. Cooperstein , D. Diaz , J. Duarte , L. Giannini , Y. Gu , J. Guiang , R. Kansal , V. Krutelyov , R. Lee , J. Letts , M. Masciovecchio , F. Mokhtar , S. Mukherjee , M. Pieri , M. Quinnan , B.V. Sathia Narayanan , V. Sharma , M. Tadel , E. Vourliotis , F. Würthwein , Y. Xiang , A. Yagil 



















University of California, Santa Barbara - Department of Physics, Santa Barbara, California, USA

A. Barzdukas , L. Brennan , C. Campagnari , K. Downham , C. Grieco , J. Incandela , J. Kim , A.J. Li , P. Masterson , H. Mei , J. Richman , S.N. Santpur , U. Sarica , R. Schmitz , F. Setti , J. Sheplock , D. Stuart , T.Á. Vami , S. Wang , D. Zhang 















California Institute of Technology, Pasadena, California, USA

S. Bhattacharya , A. Bornheim , O. Cerri , A. Latorre , J. Mao , H.B. Newman , G. Reales Gutiérrez , M. Spiropulu , J.R. Vlimant , C. Wang , S. Xie , R.Y. Zhu 

















Carnegie Mellon University, Pittsburgh, Pennsylvania, USA

J. Alison , S. An , P. Bryant , M. Cremonesi , V. Dutta , T. Ferguson , T.A. Gómez Espinosa , A. Harilal , A. Kallil Tharayil , C. Liu , T. Mudholkar , S. Murthy , P. Palit , K. Park , M. Paulini , A. Roberts , A. Sanchez , W. Terrill 






































































University of Colorado Boulder, Boulder, Colorado, USA







J.P. Cumalat , W.T. Ford , A. Hart , A. Hassani , G. Karathanasis , N. Manganelli , J. Pearkes , C. Savard , N. Schonbeck , K. Stenson , K.A. Ulmer , S.R. Wagner , N. Zipper , D. Zuolo 

Cornell University, Ithaca, New York, USA




















J. Alexander , S. Bright-Thonney , X. Chen , D.J. Cranshaw , J. Fan , X. Fan , S. Hogan , P. Kotamvives , J. Monroy , M. Oshiro , J.R. Patterson , M. Reid , A. Ryd , J. Thom , P. Wittich , R. Zou 

Fermi National Accelerator Laboratory, Batavia, Illinois, USA













M. Albrow , M. Alyari , O. Amram , G. Apollinari , A. Apresyan , L.A.T. Bauerdick , D. Berry , J. Berryhill , P.C. Bhat , K. Burkett , J.N. Butler , A. Canepa , G.B. Cerati , H.W.K. Cheung , F. Chlebana , G. Cummings , J. Dickinson , I. Dutta , V.D. Elvira , Y. Feng , J. Freeman , A. Gandrakota , Z. Gecse , L. Gray , D. Green , A. Grummer , S. Grünendahl , D. Guerrero , O. Gutsche , R.M. Harris , R. Heller , T.C. Herwig , J. Hirschauer , B. Jayatilaka , S. Jindariani , M. Johnson , U. Joshi , T. Klijsma , B. Klima , K.H.M. Kwok , S. Lammel , D. Lincoln , R. Lipton , T. Liu , C. Madrid , K. Maeshima , C. Mantilla , D. Mason , P. McBride , P. Merkel , S. Mrenna , S. Nahn , J. Ngadiuba , D. Noonan , S. Norberg , V. Papadimitriou , N. Pastika , K. Pedro , C. Pena⁸⁶ , F. Ravera , A. Reinsvold Hall⁸⁷ , L. Ristori , M. Safdari , E. Sexton-Kennedy , N. Smith , A. Soha , L. Spiegel , S. Stoynev , J. Strait 

L. Taylor , S. Tkaczyk , N.V. Tran , L. Uplegger , E.W. Vaandering , I. Zoi 






University of Florida, Gainesville, Florida, USA

C. Aruta , P. Avery , D. Bourilkov , P. Chang , V. Cherepanov , R.D. Field, C. Huh , E. Koenig , M. Kolosova , J. Konigsberg , A. Korytov , K. Matchev , N. Menendez , G. Mitselmakher , K. Mohrman , A. Muthirakalayil Madhu , N. Rawal , S. Rosenzweig , Y. Takahashi , J. Wang 
























Florida State University, Tallahassee, Florida, USA

T. Adams , A. Al Kadhim , A. Askew , S. Bower , V. Hagopian , R. Hashmi , R.S. Kim , S. Kim , T. Kolberg , G. Martinez, H. Prosper , P.R. Prova, M. Wulansatiti , R. Yohay , J. Zhang











Florida Institute of Technology, Melbourne, Florida, USA

B. Alsufyani, M.M. Baarmand , S. Butalla , S. Das , T. Elkafrawy¹⁹ , M. Hohlmann , E. Yanes












University of Illinois Chicago, Chicago, USA, Chicago, USA

M.R. Adams , A. Baty , C. Bennett, R. Cavanaugh , R. Escobar Franco , O. Evdokimov , C.E. Gerber , M. Hawksworth, A. Hingrajiya, D.J. Hofman , J.h. Lee , D. S. Lemos , A.H. Merrit , C. Mills , S. Nanda , G. Oh , B. Ozek , D. Pilipovic , R. Pradhan , E. Pifti, T. Roy , S. Rudrabhatla , N. Singh, M.B. Tonjes , N. Varelas , M.A. Wadud , Z. Ye , J. Yoo 
























The University of Iowa, Iowa City, Iowa, USA

M. Alhousseini , D. Blend, K. Dilsiz⁸⁸ , L. Emediato , G. Karaman , O.K. Köseyan , J.-P. Merlo, A. Mestvirishvili⁸⁹ , O. Neogi, H. Ogul⁹⁰ , Y. Onel , A. Penzo , C. Snyder, E. Tiras⁹¹ 









Johns Hopkins University, Baltimore, Maryland, USA

B. Blumenfeld , L. Corcodilos , J. Davis , A.V. Gritsan , L. Kang , S. Kyriacou , P. Maksimovic , M. Roguljic , J. Roskes , S. Sekhar , M. Swartz 


















The University of Kansas, Lawrence, Kansas, USA

A. Abreu , L.F. Alcerro Alcerro , J. Anguiano , S. Arteaga Escatel , P. Baringer , A. Bean , Z. Flowers , D. Grove , J. King , G. Krintiras , M. Lazarovits , C. Le Mahieu , J. Marquez , M. Murray , M. Nickel , M. Pitt , S. Popescu⁹² , C. Rogan , C. Royon , R. Salvatico , S. Sanders , C. Smith , G. Wilson 





















Kansas State University, Manhattan, Kansas, USA

B. Allmond , R. Gujju Gurunadha , A. Ivanov , K. Kaadze , Y. Maravin , J. Natoli , D. Roy , G. Sorrentino 

University of Maryland, College Park, Maryland, USA

A. Baden , A. Belloni , J. Bistany-riebman, Y.M. Chen , S.C. Eno , N.J. Hadley , S. Jabeen , R.G. Kellogg , T. Koeth , B. Kronheim, Y. Lai , S. Lascio , A.C. Mignerey , S. Nabili , C. Palmer , C. Papageorgakis , M.M. Paranjpe, E. Popova⁹³ , A. Shevelev , L. Wang 

Massachusetts Institute of Technology, Cambridge, Massachusetts, USA













J. Bendavid , I.A. Cali , P.c. Chou , M. D'Alfonso , J. Eysermans , C. Freer , G. Gomez-Ceballos , M. Goncharov, G. Grosso, P. Harris, D. Hoang, D. Kovalskyi , J. Krupa , L. Lavezzo , Y.-J. Lee , K. Long , C. Mcginn, A. Novak , C. Paus , C. Reissel , C. Roland , G. Roland , S. Rothman , G.S.F. Stephans , Z. Wang 

B. Wyslouch , T. J. Yang 












University of Minnesota, Minneapolis, Minnesota, USA

B. Crossman , B.M. Joshi , C. Kapsiak , M. Krohn , D. Mahon , J. Mans ,
B. Marzocchi , M. Revering , R. Rusack , R. Saradhy , N. Strobbe 


















University of Nebraska-Lincoln, Lincoln, Nebraska, USA

K. Bloom , D.R. Claes , G. Haza , J. Hossain , C. Joo , I. Kravchenko , J.E. Siado ,
W. Tabb , A. Vagnerini , A. Wightman , F. Yan , D. Yu 








State University of New York at Buffalo, Buffalo, New York, USA

H. Bandyopadhyay , L. Hay , H.w. Hsia, I. Iashvili , A. Kalogeropoulos ,
A. Kharchilava , M. Morris , D. Nguyen , J. Pekkanen , S. Rappoccio , H. Rejeb Sfar,
A. Williams , P. Young 



























Northeastern University, Boston, Massachusetts, USA

G. Alverson , E. Barberis , J. Bonilla , M. Campana , J. Dervan, Y. Haddad , Y. Han ,
A. Krishna , J. Li , M. Lu , G. Madigan , R. Mccarthy , D.M. Morse , V. Nguyen ,
T. Orimoto , A. Parker , L. Skinnari , D. Wood 









Northwestern University, Evanston, Illinois, USA

J. Bueghly, S. Dittmer , K.A. Hahn , Y. Liu , Y. Miao , D.G. Monk , M.H. Schmitt ,
A. Taliercio , M. Velasco

















University of Notre Dame, Notre Dame, Indiana, USA

G. Agarwal , R. Band , R. Bucci, S. Castells , A. Das , R. Goldouzian , M. Hildreth ,
K.W. Ho , K. Hurtado Anampa , T. Ivanov , C. Jessop , K. Lannon , J. Lawrence ,
N. Loukas , L. Lutton , J. Mariano, N. Marinelli, I. Mcalister, T. McCauley , C. Mcgrady ,
C. Moore , Y. Musienko¹⁶ , H. Nelson , M. Osherson , A. Piccinelli , R. Ruchti ,
A. Townsend , Y. Wan, M. Wayne , H. Yockey, M. Zarucki , L. Zygalá 

The Ohio State University, Columbus, Ohio, USA

A. Basnet , B. Bylsma, M. Carrigan , L.S. Durkin , C. Hill , M. Joyce , M. Nunez Ornelas ,
K. Wei, B.L. Winer , B. R. Yates 




















Princeton University, Princeton, New Jersey, USA

H. Bouchamaoui , K. Coldham, P. Das , G. Dezoort , P. Elmer , A. Frankenthal ,
B. Greenberg , N. Haubrich , K. Kennedy, G. Kopp , S. Kwan , D. Lange ,
A. Loeliger , D. Marlow , I. Ojalvo , J. Olsen , D. Stickland , C. Tully 




University of Puerto Rico, Mayaguez, Puerto Rico, USA

S. Malik 

Purdue University, West Lafayette, Indiana, USA




A.S. Bakshi , S. Chandra , R. Chawla , A. Gu , L. Gutay, M. Jones , A.W. Jung ,
A.M. Koshy, M. Liu , G. Negro , N. Neumeister , G. Paspalaki , S. Piperov ,
V. Scheurer, J.F. Schulte , M. Stojanovic , J. Thieman , A. K. Viridi , F. Wang ,
A. Wildridge , W. Xie , Y. Yao 

Purdue University Northwest, Hammond, Indiana, USA

J. Dolen , N. Parashar , A. Pathak 

Rice University, Houston, Texas, USA





















D. Acosta , T. Carnahan , K.M. Ecklund , P.J. Fernández Manteca , S. Freed, P. Gardner,
F.J.M. Geurts , I. Krommydas , W. Li , J. Lin , O. Miguel Colin , B.P. Padley 

R. Redjimi, J. Rotter , E. Yigitbasi , Y. Zhang 











University of Rochester, Rochester, New York, USA

A. Bodek , P. de Barbaro , R. Demina , J.L. Dulemba , A. Garcia-Bellido , O. Hindrichs , A. Khukhunaishvili , N. Parmar, P. Parygin⁹³ , R. Taus 















Rutgers, The State University of New Jersey, Piscataway, New Jersey, USA

B. Chiarito, J.P. Chou , S.V. Clark , D. Gadkari , Y. Gershtein , E. Halkiadakis , M. Heindl , C. Houghton , D. Jaroslowski , S. Konstantinou , I. Laflotte , A. Lath , R. Montalvo, K. Nash, J. Reichert , H. Routray , P. Saha , S. Salur , S. Schnetzer, S. Somalwar , R. Stone , S.A. Thayil , S. Thomas, J. Vora , H. Wang 

University of Tennessee, Knoxville, Tennessee, USA

D. Ally , A.G. Delannoy , S. Fiorendi , S. Higginbotham , T. Holmes , A.R. Kanuganti , N. Karunarathna , L. Lee , E. Nibigira , S. Spanier 












Texas A&M University, College Station, Texas, USA

D. Aebi , M. Ahmad , T. Akhter , O. Bouhali⁹⁴ , R. Eusebi , J. Gilmore , T. Huang , T. Kamon⁹⁵ , H. Kim , S. Luo , R. Mueller , D. Overton , D. Rathjens , A. Safonov 

Texas Tech University, Lubbock, Texas, USA

N. Akchurin , J. Damgov , N. Gogate , V. Hegde , A. Hussain , Y. Kazhykarim, K. Lamichhane , S.W. Lee , A. Mankel , T. Peltola , I. Volobouev 

Vanderbilt University, Nashville, Tennessee, USA

E. Appelt , Y. Chen , S. Greene, A. Gurrola , W. Johns , R. Kunnawalkam Elayavalli , A. Melo , F. Romeo , P. Sheldon , S. Tuo , J. Velkovska , J. Viinikainen 























University of Virginia, Charlottesville, Virginia, USA

B. Cardwell , H. Chung, B. Cox , J. Hakala , R. Hirosky , A. Ledovskoy , C. Neu 





























































Wayne State University, Detroit, Michigan, USA
















S. Bhattacharya , P.E. Karchin 

University of Wisconsin - Madison, Madison, Wisconsin, USA

A. Aravind, S. Banerjee , K. Black , T. Bose , S. Dasu , I. De Bruyn , P. Everaerts , C. Galloni, H. He , M. Herndon , A. Herve , C.K. Koraka , A. Lanaro, R. Loveless , J. Madhusudanan Sreekala , A. Mallampalli , A. Mohammadi , S. Mondal, G. Parida , L. Pétré , D. Pinna, A. Savin, V. Shang , V. Sharma , W.H. Smith , D. Teague, H.F. Tsoi , W. Vetens , A. Warden 

Authors affiliated with an institute or an international laboratory covered by a cooperation agreement with CERN

S. Afanasiev , V. Alexakhin , D. Budkouski , I. Golutvin[†] , I. Gorbunov , V. Karjavine , V. Korenkov , A. Lanev , A. Malakhov , V. Matveev⁹⁶ , V. Palichik , V. Perelygin , M. Savina , V. Shalaev , S. Shmatov , S. Shulha , V. Smirnov , O. Teryaev , N. Voytishin , B.S. Yuldashev⁹⁷, A. Zarubin , I. Zhizhin , G. Gavrillov , V. Golovtsov , Y. Ivanov , V. Kim⁹⁶ , P. Levchenko⁹⁸ , V. Murzin , V. Oreshkin , D. Sosnov , V. Sulimov , L. Uvarov , A. Vorobyev[†], Yu. Andreev , A. Dermenev , S. Gninenko , N. Golubev , A. Karneyeu , D. Kirpichnikov , M. Kirsanov , N. Krasnikov , I. Tlisova , A. Toropin , T. Aushev , V. Gavrillov , N. Lychkovskaya , A. Nikitenko^{99,100} , V. Popov , A. Zhokin , M. Chadeeva⁹⁶ , R. Chistov⁹⁶ , S. Polikarpov⁹⁶ , V. Andreev , M. Azarkin , M. Kirakosyan, A. Terkulov , E. Boos , V. Bunichev , M. Dubinin⁸⁶ , L. Dudko , V. Klyukhin , O. Kodolova¹⁰⁰ , O. Lukina 

S. Obraztsov , M. Perfilov, V. Savrin , A. Snigirev , G. Vorotnikov , V. Blinov⁹⁶, T. Dimova⁹⁶ , A. Kozyrev⁹⁶ , O. Radchenko⁹⁶ , Y. Skovpen⁹⁶ , V. Kachanov , D. Konstantinov , S. Slabospitskii , A. Uzunian , A. Babaev , V. Borshch , D. Druzhkin¹⁰¹ 

Authors affiliated with an institute formerly covered by a cooperation agreement with CERN
V. Makarenko , T. Nechaeva

†: Deceased

¹Also at Yerevan State University, Yerevan, Armenia

²Also at TU Wien, Vienna, Austria

³Also at Ghent University, Ghent, Belgium

⁴Also at Universidade do Estado do Rio de Janeiro, Rio de Janeiro, Brazil

⁵Also at Universidade Estadual de Campinas, Campinas, Brazil

⁶Also at Federal University of Rio Grande do Sul, Porto Alegre, Brazil

⁷Also at UFMS, Nova Andradina, Brazil

⁸Also at Nanjing Normal University, Nanjing, China

⁹Now at The University of Iowa, Iowa City, Iowa, USA

¹⁰Also at University of Chinese Academy of Sciences, Beijing, China

¹¹Also at China Center of Advanced Science and Technology, Beijing, China

¹²Also at University of Chinese Academy of Sciences, Beijing, China

¹³Also at China Spallation Neutron Source, Guangdong, China

¹⁴Now at Henan Normal University, Xinxiang, China

¹⁵Also at Université Libre de Bruxelles, Bruxelles, Belgium

¹⁶Also at an institute or an international laboratory covered by a cooperation agreement with CERN

¹⁷Now at British University in Egypt, Cairo, Egypt

¹⁸Also at Zewail City of Science and Technology, Zewail, Egypt

¹⁹Now at Ain Shams University, Cairo, Egypt

²⁰Also at Purdue University, West Lafayette, Indiana, USA

²¹Also at Université de Haute Alsace, Mulhouse, France

²²Also at Istinye University, Istanbul, Turkey

²³Also at Tbilisi State University, Tbilisi, Georgia

²⁴Also at The University of the State of Amazonas, Manaus, Brazil

²⁵Also at University of Hamburg, Hamburg, Germany

²⁶Also at RWTH Aachen University, III. Physikalisches Institut A, Aachen, Germany

²⁷Also at Bergische University Wuppertal (BUW), Wuppertal, Germany

²⁸Also at Brandenburg University of Technology, Cottbus, Germany

²⁹Also at Forschungszentrum Jülich, Juelich, Germany

³⁰Also at CERN, European Organization for Nuclear Research, Geneva, Switzerland

³¹Also at Institute of Nuclear Research ATOMKI, Debrecen, Hungary

³²Now at Universitatea Babeş-Bolyai - Facultatea de Fizica, Cluj-Napoca, Romania

³³Also at MTA-ELTE Lendület CMS Particle and Nuclear Physics Group, Eötvös Loránd University, Budapest, Hungary

³⁴Also at HUN-REN Wigner Research Centre for Physics, Budapest, Hungary

³⁵Also at Physics Department, Faculty of Science, Assiut University, Assiut, Egypt

³⁶Also at Punjab Agricultural University, Ludhiana, India

³⁷Also at University of Visva-Bharati, Santiniketan, India

³⁸Also at Indian Institute of Science (IISc), Bangalore, India

³⁹Also at IIT Bhubaneswar, Bhubaneswar, India

⁴⁰Also at Institute of Physics, Bhubaneswar, India

- ⁴¹Also at University of Hyderabad, Hyderabad, India
- ⁴²Also at Deutsches Elektronen-Synchrotron, Hamburg, Germany
- ⁴³Also at Isfahan University of Technology, Isfahan, Iran
- ⁴⁴Also at Sharif University of Technology, Tehran, Iran
- ⁴⁵Also at Department of Physics, University of Science and Technology of Mazandaran, Behshahr, Iran
- ⁴⁶Also at Department of Physics, Isfahan University of Technology, Isfahan, Iran
- ⁴⁷Also at Department of Physics, Faculty of Science, Arak University, ARAK, Iran
- ⁴⁸Also at Helwan University, Cairo, Egypt
- ⁴⁹Also at Italian National Agency for New Technologies, Energy and Sustainable Economic Development, Bologna, Italy
- ⁵⁰Also at Centro Siciliano di Fisica Nucleare e di Struttura Della Materia, Catania, Italy
- ⁵¹Also at Università degli Studi Guglielmo Marconi, Roma, Italy
- ⁵²Also at Scuola Superiore Meridionale, Università di Napoli 'Federico II', Napoli, Italy
- ⁵³Also at Fermi National Accelerator Laboratory, Batavia, Illinois, USA
- ⁵⁴Also at Consiglio Nazionale delle Ricerche - Istituto Officina dei Materiali, Perugia, Italy
- ⁵⁵Also at Department of Applied Physics, Faculty of Science and Technology, Universiti Kebangsaan Malaysia, Bangi, Malaysia
- ⁵⁶Also at Consejo Nacional de Ciencia y Tecnología, Mexico City, Mexico
- ⁵⁷Also at Trincomalee Campus, Eastern University, Sri Lanka, Nilaveli, Sri Lanka
- ⁵⁸Also at Saegis Campus, Nugegoda, Sri Lanka
- ⁵⁹Also at National and Kapodistrian University of Athens, Athens, Greece
- ⁶⁰Also at Ecole Polytechnique Fédérale Lausanne, Lausanne, Switzerland
- ⁶¹Also at University of Vienna, Vienna, Austria
- ⁶²Also at Universität Zürich, Zurich, Switzerland
- ⁶³Also at Stefan Meyer Institute for Subatomic Physics, Vienna, Austria
- ⁶⁴Also at Laboratoire d'Annecy-le-Vieux de Physique des Particules, IN2P3-CNRS, Annecy-le-Vieux, France
- ⁶⁵Also at Near East University, Research Center of Experimental Health Science, Mersin, Turkey
- ⁶⁶Also at Konya Technical University, Konya, Turkey
- ⁶⁷Also at Izmir Bakircay University, Izmir, Turkey
- ⁶⁸Also at Adiyaman University, Adiyaman, Turkey
- ⁶⁹Also at Bozok Universitetesi Rektörlüğü, Yozgat, Turkey
- ⁷⁰Also at Marmara University, Istanbul, Turkey
- ⁷¹Also at Milli Savunma University, Istanbul, Turkey
- ⁷²Also at Kafkas University, Kars, Turkey
- ⁷³Now at Istanbul Okan University, Istanbul, Turkey
- ⁷⁴Also at Hacettepe University, Ankara, Turkey
- ⁷⁵Also at Erzincan Binali Yildirim University, Erzincan, Turkey
- ⁷⁶Also at Istanbul University - Cerrahpasa, Faculty of Engineering, Istanbul, Turkey
- ⁷⁷Also at Yildiz Technical University, Istanbul, Turkey
- ⁷⁸Also at Vrije Universiteit Brussel, Brussel, Belgium
- ⁷⁹Also at School of Physics and Astronomy, University of Southampton, Southampton, United Kingdom
- ⁸⁰Also at IPPP Durham University, Durham, United Kingdom
- ⁸¹Also at Monash University, Faculty of Science, Clayton, Australia
- ⁸²Also at Institute of Basic and Applied Sciences, Faculty of Engineering, Arab Academy for Science, Technology and Maritime Transport, Alexandria, Egypt

⁸³Also at Università di Torino, Torino, Italy

⁸⁴Also at Bethel University, St. Paul, Minnesota, USA

⁸⁵Also at Karamanoğlu Mehmetbey University, Karaman, Turkey

⁸⁶Also at California Institute of Technology, Pasadena, California, USA

⁸⁷Also at United States Naval Academy, Annapolis, Maryland, USA

⁸⁸Also at Bingöl University, Bingöl, Turkey

⁸⁹Also at Georgian Technical University, Tbilisi, Georgia

⁹⁰Also at Sinop University, Sinop, Turkey

⁹¹Also at Erciyes University, Kayseri, Turkey

⁹²Also at Horia Hulubei National Institute of Physics and Nuclear Engineering (IFIN-HH), Bucharest, Romania

⁹³Now at another institute or international laboratory covered by a cooperation agreement with CERN

⁹⁴Also at Texas A&M University at Qatar, Doha, Qatar

⁹⁵Also at Kyungpook National University, Daegu, Korea

⁹⁶Also at another institute or international laboratory covered by a cooperation agreement with CERN

⁹⁷Also at Institute of Nuclear Physics of the Uzbekistan Academy of Sciences, Tashkent, Uzbekistan

⁹⁸Also at Northeastern University, Boston, Massachusetts, USA

⁹⁹Also at Imperial College, London, United Kingdom

¹⁰⁰Now at Yerevan Physics Institute, Yerevan, Armenia

¹⁰¹Also at Universiteit Antwerpen, Antwerpen, Belgium