

CERN-EP-2024-134
2024/08/08

CMS-SMP-20-004

Measurement of the inclusive cross sections for W and Z boson production in proton-proton collisions at $\sqrt{s} = 5.02$ and 13 TeV

The CMS Collaboration*

Abstract

Measurements of fiducial and total inclusive cross sections for W and Z boson production are presented in proton-proton collisions at $\sqrt{s} = 5.02$ and 13 TeV. Electron and muon decay modes ($\ell = e$ or μ) are studied in the data collected with the CMS detector in 2017, in dedicated runs with reduced instantaneous luminosity. The data sets correspond to integrated luminosities of $298 \pm 6 \text{ pb}^{-1}$ at 5.02 TeV and $206 \pm 5 \text{ pb}^{-1}$ at 13 TeV. Measured values of the products of the total inclusive cross sections and the branching fractions at 5.02 TeV are $\sigma(pp \rightarrow W + X)\mathcal{B}(W \rightarrow \ell\nu) = 7300 \pm 10 \text{ (stat)} \pm 60 \text{ (syst)} \pm 140 \text{ (lumi)} \text{ pb}$, and $\sigma(pp \rightarrow Z + X)\mathcal{B}(Z \rightarrow \ell^+\ell^-) = 669 \pm 2 \text{ (stat)} \pm 6 \text{ (syst)} \pm 13 \text{ (lumi)} \text{ pb}$ for the dilepton invariant mass in the range of 60–120 GeV. The corresponding results at 13 TeV are $20480 \pm 10 \text{ (stat)} \pm 170 \text{ (syst)} \pm 470 \text{ (lumi)} \text{ pb}$ and $1952 \pm 4 \text{ (stat)} \pm 18 \text{ (syst)} \pm 45 \text{ (lumi)} \text{ pb}$. The measured values agree with cross section calculations at next-to-next-to-leading-order in perturbative quantum chromodynamics. Fiducial and total inclusive cross sections, ratios of cross sections of W^+ and W^- production as well as inclusive W and Z boson production, and ratios of these measurements at 5.02 and 13 TeV are reported.

Submitted to the Journal of High Energy Physics

1 Introduction

Measurements of the inclusive cross sections for W and Z boson production at hadron colliders are important tests of higher-order perturbative quantum chromodynamics (QCD) and electroweak (EW) corrections. The precise determination of the inclusive cross sections and their ratios provides constraints on the parton distribution functions (PDFs) of the proton [1–4]. Theoretical predictions of the inclusive cross sections for W and Z boson production are available at next-to-next-to-leading order (NNLO) [5, 6] and next-to-NNLO (N³LO) [7] accuracy in QCD. The EW corrections are available at next-to-leading-order (NLO) accuracy [8–10].

This paper describes the measurements of the products of the inclusive cross sections for W and Z boson production and leptonic ($\ell = e$ or μ) decay branching fractions at the CERN LHC with the CMS detector [11]. The gauge bosons are reconstructed via their decays to electrons and muons, which provide a clean experimental signature. The $Z/\gamma^* \rightarrow \ell^+\ell^-$ process is referred to as the Z boson process in this paper.

The measurements are performed in proton-proton (pp) collisions at $\sqrt{s} = 5.02$ and 13 TeV, collected at the end of 2017 in dedicated runs with reduced instantaneous luminosity. The peak delivered instantaneous luminosities were $1.3 \times 10^{33} \text{ cm}^{-2} \text{ s}^{-1}$ and $2.5 \times 10^{33} \text{ cm}^{-2} \text{ s}^{-1}$ with an average of two and three pp interactions per bunch crossing at $\sqrt{s} = 5.02$ and 13 TeV. Because of this, the missing transverse momentum ($p_{\text{T}}^{\text{miss}}$) resolution and the lepton isolation efficiency in these special runs are improved compared with those in regular runs, therefore reducing the background contamination after final event selections. The total integrated luminosities of these special runs used in the analysis described in this paper are 298 pb^{-1} at 5.02 TeV and 206 pb^{-1} at 13 TeV. The measurements of cross section ratios of W^+ and W^- production as well as inclusive W and Z boson production, and ratios of these measurements at 5.02 and 13 TeV are also performed.

Fiducial and total inclusive cross sections for W and Z boson production and cross section ratios were previously studied by the ATLAS, CMS, and LHCb Collaborations in pp collisions at $\sqrt{s} = 2.76, 5.02, 7, 8,$ and 13 TeV at the LHC [12–28]. Compared with the previous results, the current measurements have reduced systematic uncertainties, and include the ratios of the production cross sections measured at two center-of-mass energies (5.02 TeV and 13 TeV). Tabulated results are provided in the HEPData record for this analysis [29].

2 The CMS detector

The central feature of the CMS apparatus is a superconducting solenoid of 6 m internal diameter, providing a magnetic field of 3.8 T. Within the magnetic volume there are a silicon pixel and strip tracker, a lead tungstate crystal electromagnetic calorimeter (ECAL), and a brass and scintillator hadron calorimeter, each composed of a barrel and two endcap sections. Forward calorimeters extend the pseudorapidity (η) coverage provided by the barrel and endcap detectors. Muons are detected in gas-ionization detectors embedded in the steel flux-return yoke outside the solenoid. A more detailed description of the CMS detector, together with a definition of the coordinate system used and the relevant kinematic variables, is presented in Ref. [11].

Events of interest are selected using a two-tiered trigger system. The first level, composed of custom hardware processors, uses information from the calorimeters and muon detectors to select events of interest at a rate of around 100 kHz within a fixed latency of $4 \mu\text{s}$ [30]. The second level, known as the high-level trigger, consists of a farm of processors running a version

of the full event reconstruction software optimized for fast processing, and reduces the event rate to $\mathcal{O}(1 \text{ kHz})$ before data storage [31].

3 Simulated event samples

Several Monte Carlo (MC) event generators are used to simulate the signal and background processes. The W and Z boson signal samples ($W \rightarrow \ell\nu$ and $Z \rightarrow \ell^+\ell^-$, where $\ell = e, \mu$) at 5.02 and 13 TeV are simulated at NLO in perturbative QCD with the MADGRAPH5_aMC@NLO event generator in version 2.3.3 [32]. The same settings are used for the simulation of $W \rightarrow \tau\nu$ and $Z \rightarrow \tau^+\tau^-$ background processes. Other background samples are simulated with POWHEG 2.0 [33–36], including the diboson (WW , ZZ , and WZ) and $t\bar{t}$ processes [37, 38]. The PYTHIA 8.230 [39] package is used for parton showering, hadronization, and the underlying event simulation, with the CP5 tune [40, 41]. The NNPDF 3.1 [4] set of PDFs at NNLO in QCD is used as the default set of PDFs.

The detector response is simulated using a detailed description of the CMS detector based on the GEANT4 package [42], and event reconstruction is performed with the same algorithms used for the observed events. Additional pp interactions (pileup) occurring in the same or nearby beam crossing as the event of interest are included in the simulation.

4 Event reconstruction

The particle-flow (PF) algorithm [43] reconstructs and identifies each individual particle in an event, with an optimized combination of all subdetector information. The individual particles (PF candidates) are identified as charged and neutral hadrons, leptons, or photons. The primary vertex is taken to be the vertex corresponding to the hardest scattering in the event, evaluated using tracking information alone, as described in Section 9.4.1 of Ref. [44].

Hadronic jets are clustered from these reconstructed particles using the infrared and collinear safe anti- k_T algorithm [45, 46] with a distance parameter of 0.4. The vector \vec{p}_T^{miss} is computed as the negative vector sum of the transverse momenta of all the PF candidates in an event. Its magnitude is denoted as p_T^{miss} [47].

Electrons are reconstructed by associating a track reconstructed in the inner silicon detectors with a cluster of energy in the ECAL [48, 49]. The electron momentum is estimated by combining the energy measurement in the ECAL with the momentum measurement in the tracker. The momentum resolution for electrons with $p_T \approx 45 \text{ GeV}$ from $Z \rightarrow ee$ decays ranges from 1.6 to 5%. It is generally better in the barrel region than in the endcaps, and also depends on the bremsstrahlung energy emitted by the electron as it traverses the material in front of the ECAL. The selected electron candidates cannot originate from photon conversions in the inner silicon tracker material and must satisfy a set of quality requirements based on the shower shape of the energy deposit in the ECAL. The ECAL barrel-endcap transition region $1.44 < |\eta| < 1.57$ is excluded to avoid the region with poor electron reconstruction efficiency and resolution.

Muons are reconstructed by associating a track reconstructed in the inner silicon detectors with a track in the muon system. Muons are measured in the range $|\eta| < 2.4$, with detection planes made using three technologies: drift tubes, cathode strip chambers, and resistive plate chambers. The single muon trigger efficiency exceeds 90% over the full η range, and the efficiency to reconstruct and identify muons is greater than 96%. Matching muons to tracks measured in the silicon tracker results in a relative transverse momentum resolution, for muons with p_T up to 100 GeV, of 1% in the barrel and 3% in the endcaps. The p_T resolution in the barrel is better than

7% for muons with p_T up to 1 TeV [50]. The selected muon candidates are required to satisfy a set of quality requirements based on the number of spatial measurements in the silicon tracker and the muon system, as well as the fit quality of the combined muon track [50].

The lepton (electron or muon) candidate tracks must be consistent with the primary vertex of the event to suppress electron candidates from photon conversions and lepton candidates originating from decays of heavy quarks and τ leptons. The lepton candidates must be isolated from other particles in the event. The relative isolation for the lepton candidates with p_T^ℓ is defined as

$$R_{\text{iso}} = \left[\sum_{\substack{\text{charged} \\ \text{hadrons}}} p_T + \max\left(0, \sum_{\substack{\text{neutral} \\ \text{hadrons}}} p_T + \sum_{\text{photons}} p_T - p_T^{\text{PU}}\right) \right] / p_T^\ell, \quad (1)$$

where the sums run over the charged hadrons, neutral hadrons, and photons in a cone defined by $\Delta R \equiv \sqrt{(\Delta\eta)^2 + (\Delta\phi)^2} = 0.3$ (0.4) around the electron (muon) trajectory. To mitigate the contribution of pileup interactions to the isolation, only charged hadrons originating from the primary vertex are included in the first sum [51], and the estimated neutral contribution from pileup, p_T^{PU} , is subtracted [48, 50] from the isolation quantities. For electrons, p_T^{PU} is estimated as ρA_{eff} , where ρ is the median of the transverse energy density per unit area in the event and A_{eff} is the area of the isolation region weighted by a factor that accounts for the dependence of the pileup transverse energy density on the object η [48]. For muons, p_T^{PU} is estimated by $0.5 \sum_i p_T^{\text{PU},i}$, where i runs over the charged hadrons originating from pileup vertices, and the factor 0.5 corrects for the ratio of charged to neutral particles in the isolation cone [50].

5 Event selection

Leptonic W boson decays are characterized by a prompt, energetic, and isolated charged lepton and a neutrino giving rise to significant p_T^{miss} . The Z boson decays to leptons are selected by requiring two energetic and isolated leptons of the same flavor and opposite charge.

The events are triggered by the presence of at least one electron with transverse momentum $p_T > 17$ (20) GeV and $|\eta| < 2.5$ at 5.02 (13) TeV, or at least one muon with $p_T > 17$ GeV and $|\eta| < 2.4$. The triggered electron and muon candidates satisfy less restrictive isolation and quality requirements than the offline selection criteria.

The fiducial region for the W boson is defined by the charged-lepton kinematic requirements with $p_T > 25$ GeV and $|\eta| < 2.4$ and a requirement on the W boson transverse mass $m_T > 40$ GeV, defined as $m_T = \sqrt{2p_T^\ell p_T^{\nu} [1 - \cos(\Delta\phi)]}$, where p_T^{ν} is the magnitude of the neutrino p_T and $\Delta\phi$ is the azimuthal angle between the lepton and the neutrino directions. The p_T^{ν} is estimated by p_T^{miss} . To reduce contamination from events with a Z boson, events are rejected if there are additional muons or electrons with $p_T > 10$ GeV that satisfy less restrictive selection requirements (with average selection efficiencies above 95%) than the signal lepton candidate selection [48, 50].

The fiducial region for the Z boson is defined by a common set of kinematic selections applied to both the e^+e^- and $\mu^+\mu^-$ final states at generator level, emulating the selection performed at the reconstruction level. Leptons are required to have $p_T > 25$ GeV and $|\eta| < 2.4$, and the dilepton invariant mass ($m_{\ell^+\ell^-}$) is required to lie within 60-120 GeV.

The products of the fiducial inclusive production cross sections for the W and Z bosons and

their leptonic decay branching fractions can be expressed as:

$$\sigma^{\text{fid}} \mathcal{B} = \frac{N_{\text{sig}}}{\epsilon \mathcal{L}} \quad (2)$$

where N_{sig} is the number of signal events, ϵ is the efficiency of the signal events within the fiducial region satisfying the event selection requirements, and \mathcal{L} is the integrated luminosity. The product of the total inclusive cross section σ^{tot} and \mathcal{B} is defined as $\sigma^{\text{fid}} \mathcal{B} / A$, where A is the kinematic acceptance. Electrons and muons produced in the decay of τ leptons are excluded in the definition of the fiducial region. The leptons at the generator level are defined at Born level, i.e., before the quantum electrodynamics final-state radiation (FSR).

The efficiencies for the reconstruction, identification, and isolation requirements on the leptons are obtained in bins of charge, p_{T} , and η using the “tag-and-probe” technique [17] with $Z \rightarrow \ell^+ \ell^-$ events that provide an unbiased data sample with high purity. The electron (muon) candidates have an average combined reconstruction, identification, and isolation efficiency of 70 (90)%. Momentum scale corrections are applied to the electrons and muons in both observed and simulated events [48, 52].

During the 2017 data taking, a gradual shift in the timing of the inputs of the ECAL first-level trigger in the region at $|\eta| > 2.0$ caused a specific trigger inefficiency, referred to as “prefiring” [53]. For events containing an electron (a jet) with p_{T} larger than ≈ 50 GeV (≈ 100 GeV), in the region $2.5 < |\eta| < 3.0$, the efficiency loss is ≈ 10 – 20% , depending on p_{T} , η , and time. Correction factors were computed from data and applied to the acceptance evaluated by simulation.

6 Signal extraction and background estimation

The statistical analysis of the event yields is performed with a binned maximum likelihood fit to the m_{T} and $m_{\ell^+ \ell^-}$ distributions in the W and Z boson signal regions, respectively. The fits are done simultaneously in the electron and muon channels, assuming lepton flavor universality. Electron and muon channels are also fitted separately and the results are compatible within uncertainty. The systematic uncertainties are treated as nuisance parameters in the fit. A combination of methods based on control samples in data and simulation studies is used to estimate background contributions. In all cases where simulated samples are used, events are reweighted to correct the lepton and trigger efficiencies to match those measured in data.

The Drell–Yan (DY) lepton pair production is a background in the W boson signal selection when one of the two leptons does not enter the fiducial region or is not reconstructed. The contribution of this background process as well as the contribution of the top quark and diboson processes are estimated from the simulation, and normalized to their expected cross sections with the corresponding theoretical and experimental uncertainties. The contribution of the signal events not entering the fiducial region at the generator level is normalized to the corresponding signal yield in the final likelihood fit through the ratios of the theoretical cross sections. The same treatment is applied to estimate the contributions from the $W \rightarrow \tau \nu$ and $Z \rightarrow \tau^+ \tau^-$ backgrounds. The background contribution from $W \rightarrow \tau \nu$, DY, and diboson processes is denoted as the EW background.

Another source of background in the W boson signal region is the standard model events composed uniquely of jets produced through the strong interaction, referred to as QCD multijet events. An accurate simulation of the $p_{\text{T}}^{\text{miss}}$ is essential to distinguish the W boson signal from the QCD multijet backgrounds. The $p_{\text{T}}^{\text{miss}}$ response and resolution is derived in the Z boson

signal region. The hadronic recoil, which is the hadronic system the boson recoils against, is studied in data and simulations after the Z boson kinematic selections, and then the measured performance difference between data and simulation is applied to the simulation as a function of the p_T of the generated W and Z boson.

The isolation requirements reduce the contributions from QCD multijet events. The remaining QCD multijet background contributions are estimated using control samples in observed data. A misidentification factor is defined and calculated as:

$$\text{MF} = \frac{N_{\text{QCD}}^{\text{Iso}}}{N_{\text{QCD}}^{\text{Non-Iso}}} \quad (3)$$

where $N_{\text{QCD}}^{\text{Iso}}$ and $N_{\text{QCD}}^{\text{Non-Iso}}$ are the QCD multijet contributions in the lepton isolated and anti-isolated regions, respectively. They are estimated by subtracting the contributions of prompt isolated leptons from observed data, estimated using EW simulation samples. The misidentification factors are measured separately for different flavors (e and μ), binned in lepton p_T , η , and $\Delta\phi$ between the lepton and the neutrino directions. The $m_T < 20$ GeV region is used to measure the misidentification factors; a background-dominated region with $20 < m_T < 40$ GeV confirms the validity of this procedure within the statistical uncertainties, which is around a few percent. The measured MFs are applied to the QCD multijet events in the antiisolated region with $m_T > 40$ GeV to estimate the contribution in the W boson signal region.

The statistical uncertainties in the misidentification factors are propagated to the final fits and treated as uncertainties that modify the shape of the observable distributions, hereafter referred to as shape uncertainties. In addition, the systematic effects due to signal contamination in the lepton isolated and antiisolated regions are considered. Contributions from prompt isolated leptons estimated from the simulation, i.e., signal, EW background, and $t\bar{t}$ processes, in the lepton (non)isolated regions are varied by 10 (20)%, corresponding roughly to their contributions in these regions. The resulting m_T difference is included as a shape uncertainty in the maximum likelihood fit.

The distributions of m_T in the signal regions of the W^+ (W^-) boson in the electron and muon final states are shown in Fig. 1 (2) at 5.02 TeV (upper) and 13 TeV (lower). The distributions of $m_{e^+e^-}$ and $m_{\mu^+\mu^-}$ in the signal region for the pp collisions at $\sqrt{s} = 5.02$ TeV (upper plots) and 13 TeV (lower ones) are shown in Fig. 3. The predicted yields are shown with their best fit normalizations. The data yields, together with the contributions of the different processes in the electron and muon final states at 5.02 and 13 TeV after the maximum likelihood fit, are shown in Tables 1 and 2, respectively.

Table 1: Event yields, after the maximum likelihood fit, in the W^+ , W^- , and Z boson signal regions for electron and muon final states at 5.02 TeV.

	$W^+ \rightarrow e^+\nu$	$W^- \rightarrow e^-\bar{\nu}$	$Z \rightarrow e^+e^-$	$W^+ \rightarrow \mu^+\nu$	$W^- \rightarrow \mu^-\bar{\nu}$	$Z \rightarrow \mu^+\mu^-$
Observed	426023	281098	45031	688565	438044	81257
Signal	393080 ± 630	250360 ± 500	44720 ± 210	652320 ± 810	406600 ± 640	81310 ± 290
EW	4610 ± 68	4224 ± 65	64.6 ± 8.0	20640 ± 140	17370 ± 130	107 ± 10
$t\bar{t}$	572 ± 24	577 ± 24	31.4 ± 5.6	795 ± 28	797 ± 28	50.5 ± 7.1
QCD multijet	27950 ± 170	26150 ± 160	—	14600 ± 120	13110 ± 110	—

7 Systematic uncertainties

The sources of systematic uncertainty in the measurement include the uncertainties in the integrated luminosity, lepton efficiencies (reconstruction, identification, and trigger), preferring,

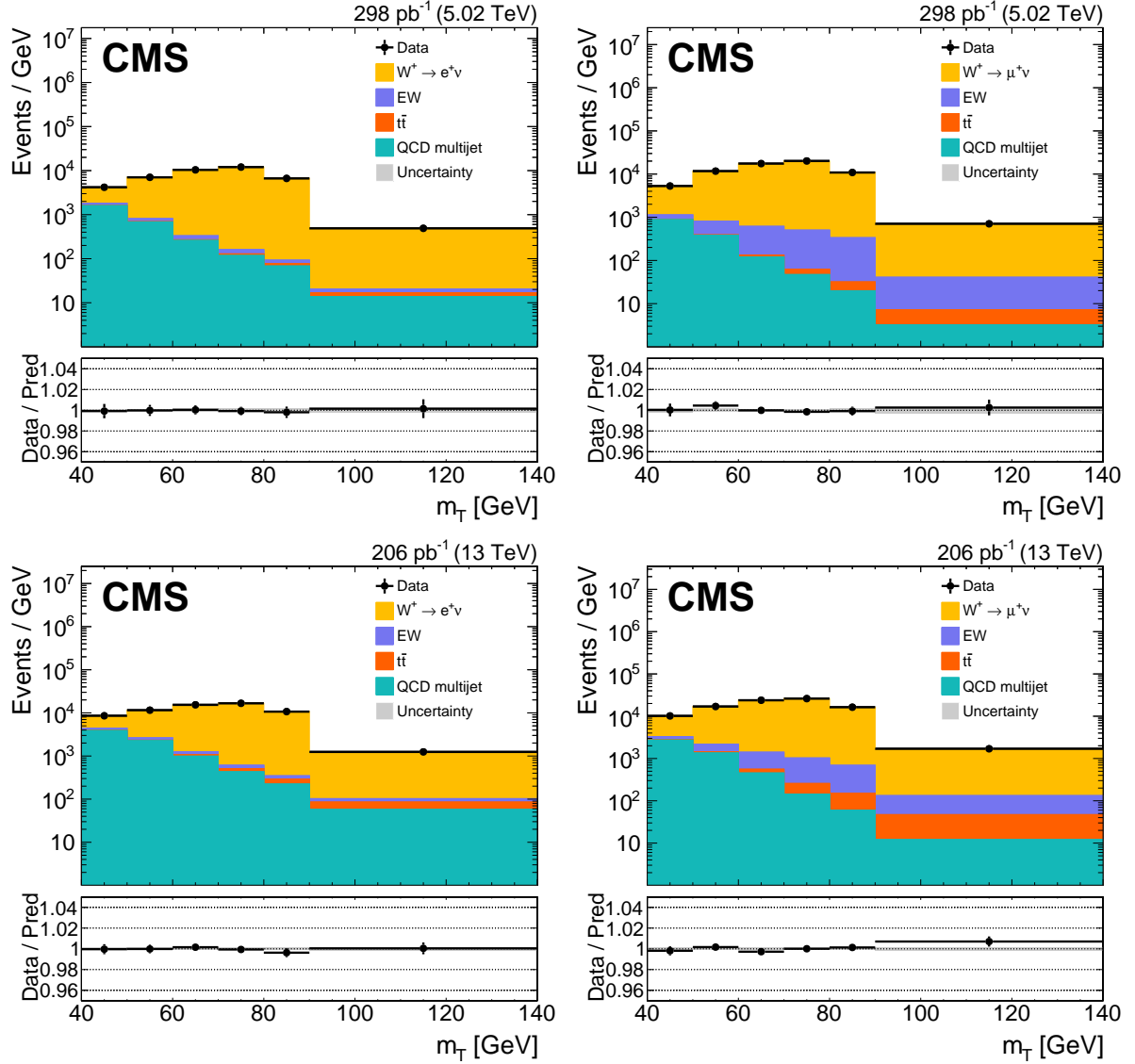


Figure 1: Distributions of m_T in the W^+ signal selection for electron (left) and muon (right) final states for the pp collisions at $\sqrt{s} = 5.02$ TeV (upper) and 13 TeV (lower) after the maximum likelihood fit. The vertical bars on the observed data represent corresponding statistical uncertainties. The EW backgrounds include the contributions from DY , $W \rightarrow \tau\nu$, and diboson processes. The lower panel in each plot shows the ratio of the number of observed events to that of the total signal and background predictions. The gray band represents the uncertainty in the total prediction after the fit.

Table 2: Event yields, after the maximum likelihood fit, in the W^+ , W^- , and Z boson signal regions for electron and muon final states at 13 TeV.

	$W^+ \rightarrow e^+\nu$	$W^- \rightarrow e^-\bar{\nu}$	$Z \rightarrow e^+e^-$	$W^+ \rightarrow \mu^+\nu$	$W^- \rightarrow \mu^-\bar{\nu}$	$Z \rightarrow \mu^+\mu^-$
Observed	689131	561870	72040	1016318	796731	128889
Signal	591760 ± 770	467820 ± 680	71520 ± 270	923620 ± 960	708680 ± 840	128390 ± 360
EW	12150 ± 110	11450 ± 110	159 ± 13	38200 ± 200	33710 ± 180	271 ± 16
$t\bar{t}$	4768 ± 69	4780 ± 69	216 ± 15	6326 ± 80	6345 ± 80	360 ± 19
QCD multijet	80750 ± 280	77980 ± 280	—	47910 ± 220	47930 ± 220	—

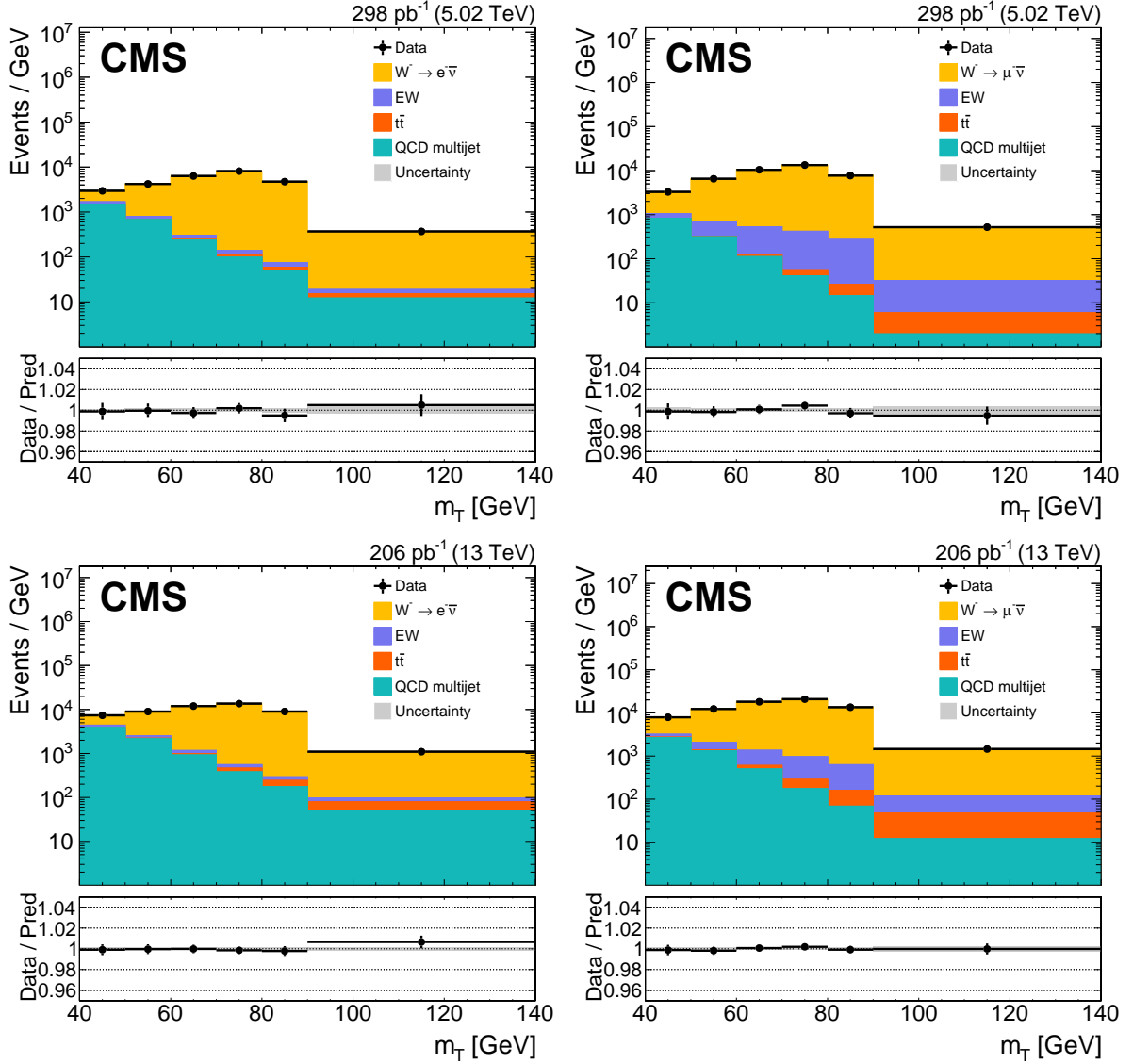


Figure 2: Distributions of m_T in the W^- signal selection for electron (left) and muon (right) final states for the pp collisions at $\sqrt{s} = 5.02$ TeV (upper) and 13 TeV (lower) after the maximum likelihood fit. The EW backgrounds include the contributions from DY , $W \rightarrow \tau\nu$, and diboson processes. Notations are as in Fig. 1.

lepton momentum scale and resolution, background estimation, p_T^{miss} modeling, and the theoretical uncertainty in the kinematic acceptance. Different sources of systematic uncertainties can affect the rates and shapes of the $m_{\ell^+\ell^-}$ and m_T distributions for the signal and background processes in the simultaneous binned maximum likelihood fit, using the CMS statistical analysis tool COMBINE [54].

The largest source of uncertainty in the inclusive cross section measurements comes from the measurement of the integrated luminosity and amounts to 1.9 and 2.3% for the 5.02 and 13 TeV data samples [55, 56]. The integrated luminosity uncertainty for the cross section ratios between 13 and 5.02 TeV is about 2.8%. It gets canceled in the measurements of the cross section ratios at the same \sqrt{s} , and also in the double ratios between 13 and 5.02 TeV.

The systematic uncertainties in the measurement of the reconstruction, identification, and trig-

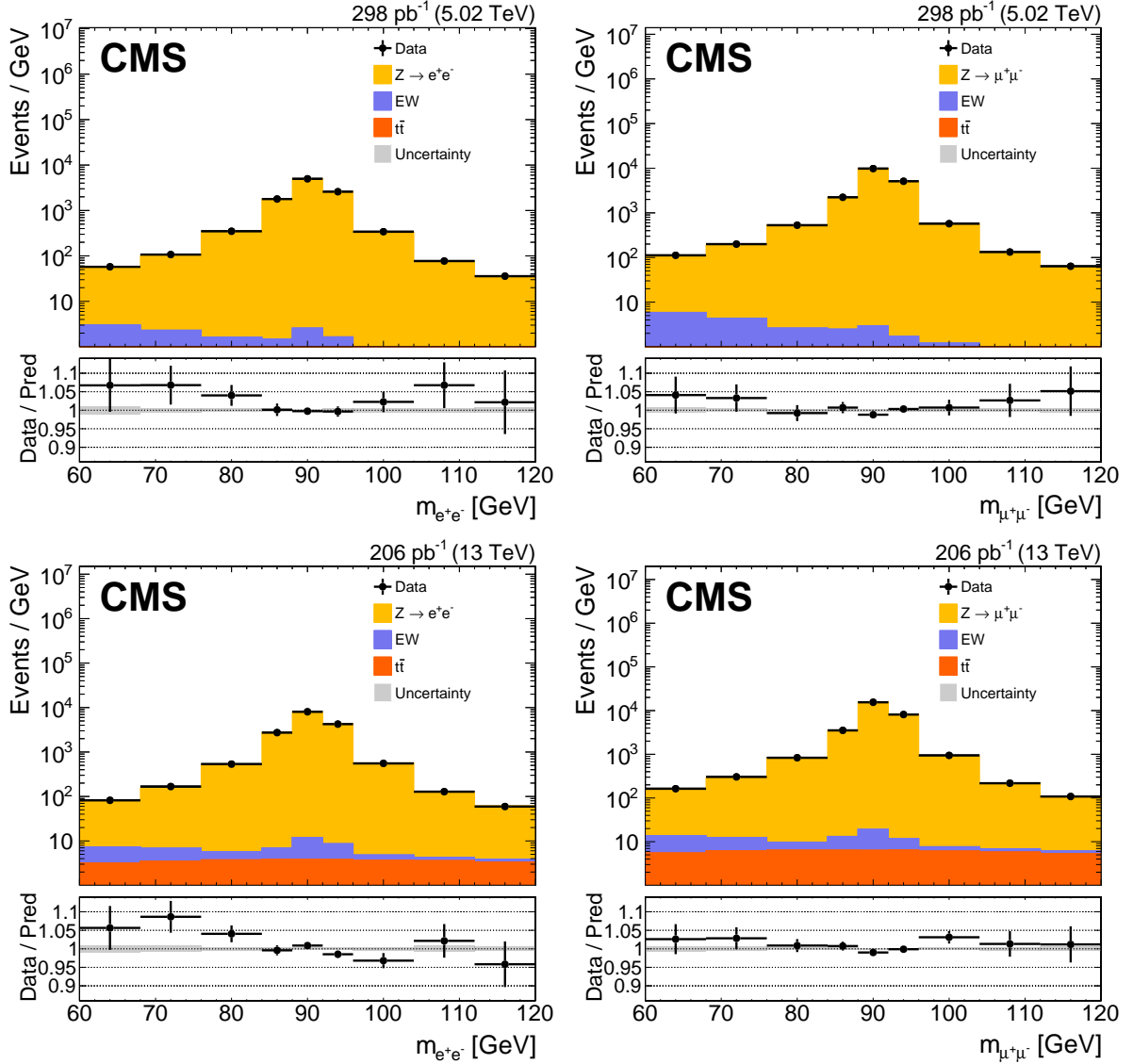


Figure 3: Distributions of $m_{e^+e^-}$ (left) and $m_{\mu^+\mu^-}$ (right) for the pp collisions at $\sqrt{s} = 5.02$ TeV (upper) and 13 TeV (lower), after the maximum likelihood fit. The EW backgrounds include the contributions from diboson processes. Notations are as in Fig. 1.

ger efficiencies are estimated by studying the modeling of the background and signal parameterization in the $m_{\ell^+\ell^-}$ fit used in the tag-and-probe technique. The uncertainty in the modeling of the electromagnetic FSR in the tag-and-probe fits is obtained by weighting the simulation to reflect the differences between PYTHIA and PHOTOS 3.56 [57] modeling of the FSR with the exponentiation mode. An additional uncertainty is considered by varying the tag selection requirements in the efficiency measurement to estimate the bias coming from the tag selection in the tag-and-probe technique. The statistical uncertainties in the efficiency measurement are considered as uncorrelated among the lepton p_T , η , and charge bins, as they are measured separately and statistically independent.

Similar to the lepton efficiencies, the statistical and systematic prefiring uncertainties are also included. The systematic uncertainty is evaluated by varying the prefiring probability conservatively by $\pm 20\%$, to cover the estimated uncertainty in this probability.

The uncertainties affecting the shape of the m_T distributions are considered with alternative shapes in the maximum likelihood fit. These include uncertainties in modeling the lepton momentum scale and resolution and also in calibrating the hadronic recoil of the W boson [24]. The statistical uncertainties in the recoil calibrations are propagated to the final fits; the modeling of the recoil distributions is also varied and the difference between variations are treated as the systematic uncertainty. These uncertainty contributions are small.

A normalization uncertainty of 5% is assigned to the top quark and diboson background processes, introduced by the theoretical cross section uncertainty for each of the contributing processes. Because these processes make a small contribution after the event selections, the effect of these relatively large uncertainties is small. The systematic uncertainty in the QCD multi-jet background estimation using control samples in observed data was described in Section 6. The statistical uncertainties due to the finite size of simulated samples are also included [58]. The uncertainty due to the limited size of antiisolated control regions is parametrized with the uncertainty of MF as described in Section 6.

The theoretical uncertainties in the kinematic acceptance are estimated by varying the renormalization (μ_R) and factorization (μ_F) scales independently up and down by a factor of two from their nominal values (excluding the variations where μ_R and μ_F scales are set to lowest and highest values at the same time) and taking the largest acceptance variation as the uncertainty. The uncertainties from the NNPDF 3.1 PDF set and the strong coupling α_S are evaluated according to the procedure described in Ref. [1]. The fixed-order calculations are unreliable at low vector boson p_T due to soft and collinear gluon radiation, resulting in large logarithmic corrections [59]. Fixed-order perturbative calculations combined with parton shower models [39, 60, 61] provide fully exclusive predictions [32, 33, 36, 62] with only leading logarithmic formal accuracy. Resummation of the logarithmically divergent terms at next-to-next-to-leading logarithmic (NNLL) accuracy has been matched with the fixed-order predictions to achieve accurate predictions for the entire boson p_T range [63, 64]. The differences in the kinematic acceptance between the nominal MADGRAPH5_aMC@NLO and resummed DYTURBO [65–68] predictions are taken as a systematic uncertainty. Finally, the uncertainty in the modeling of the FSR is obtained by comparing the acceptance differences between PYTHIA and PHOTOS predictions.

The systematic uncertainties in the fiducial inclusive cross sections and ratios at 5.02 and 13 TeV are summarized in Tables 3 and 4, respectively, for both the electron and muon final states. Table 5 includes the systematic uncertainties in the fiducial inclusive cross section ratios between 13 and 5.02 TeV.

Similar systematic uncertainties for the total inclusive cross sections and ratios are summarized in Tables 6, 7, and 8, where the theoretical uncertainties in the acceptance are listed.

For comparisons, the theoretical predictions of the fiducial and total inclusive cross sections and their ratios are computed at NNLO in QCD with DYTURBO v1.3.2 using the NNPDF 3.1 [4], NNPDF 4.0 [69], CT18 [70], and MSHT20 [2] PDF sets at NNLO in QCD. The uncertainties in these predictions, at 68% confidence level, include contributions from statistical uncertainty, and uncertainties in the α_S , PDFs, and μ_R and μ_F . The μ_R and μ_F are varied together up and down by a factor of two from their nominal values and the envelope is taken as the uncertainty. The Z boson production cross sections require $m_{\ell^+\ell^-}$ within the range of 60–120 GeV, and include the effect of virtual photons.

Table 3: Systematic uncertainties, in percent, for the fiducial inclusive cross sections at 5.02 TeV. The 1.9% integrated luminosity uncertainty, which affects the W and Z boson production cross sections, is not included in the table.

	$W^+ \rightarrow \ell^+ \nu$	$W^- \rightarrow \ell^- \bar{\nu}$	$W \rightarrow \ell \nu$	$Z \rightarrow \ell^+ \ell^-$	W^+/W^-	W/Z
Total	0.32	0.34	0.27	0.37	0.40	0.25
Efficiency (stat)	0.24	0.22	0.17	0.27	0.30	0.11
Trigger prefire correction	0.15	0.14	0.14	0.22	0.01	0.08
QCD multijet (syst)	0.11	0.14	0.09	0.11	0.18	0.15
MC sim. stat	0.10	0.12	0.08	0.11	0.15	0.12
EW + $t\bar{t}$ cross section	0.08	0.11	0.10	0.02	0.03	0.08
μ_R and μ_F scales	0.06	0.07	0.06	0.02	0.02	0.05
Efficiency (syst)	0.04	0.05	0.04	0.09	0.01	0.06
PDF + α_S	0.04	0.06	0.03	0.02	0.07	0.05
Hadronic recoil calibration	0.03	0.04	0.04	0.01	0.02	0.05
QCD multijet (stat)	0.03	0.05	0.03	0.03	0.05	0.04

Table 4: Systematic uncertainties, in percent, for the fiducial inclusive cross sections at 13 TeV. The 2.3% integrated luminosity uncertainty, which affects the W and Z boson production cross sections, is not included in the table.

	$W^+ \rightarrow \ell^+ \nu$	$W^- \rightarrow \ell^- \bar{\nu}$	$W \rightarrow \ell \nu$	$Z \rightarrow \ell^+ \ell^-$	W^+/W^-	W/Z
Total	0.35	0.35	0.29	0.40	0.40	0.27
Efficiency (stat)	0.23	0.21	0.17	0.26	0.29	0.11
Trigger prefire correction	0.17	0.16	0.17	0.26	0.01	0.09
QCD multijet (syst)	0.16	0.16	0.11	0.14	0.25	0.17
EW + $t\bar{t}$ cross section	0.10	0.11	0.10	0.01	0.01	0.10
MC sim. stat	0.10	0.11	0.08	0.12	0.13	0.12
Efficiency (syst)	0.08	0.09	0.08	0.15	0.01	0.08
PDF + α_S	0.08	0.07	0.05	0.03	0.11	0.06
μ_R and μ_F scales	0.07	0.07	0.07	0.07	0.03	0.05
QCD multijet (stat)	0.02	0.03	0.02	0.02	0.04	0.02
Hadronic recoil calibration	0.02	0.02	0.02	0.02	0.01	0.02

Table 5: Systematic uncertainties, in percent, for the fiducial inclusive cross section ratios between 13 and 5.02 TeV. The 2.8% integrated luminosity uncertainty, which affects the W and Z boson production cross section ratios, is not included in the table.

	$W^+ \rightarrow \ell^+ \nu$	$W^- \rightarrow \ell^- \bar{\nu}$	$W \rightarrow \ell \nu$	$Z \rightarrow \ell^+ \ell^-$	W^+/W^-	W/Z
Total	0.48	0.49	0.39	0.55	0.56	0.36
Efficiency (stat)	0.33	0.30	0.24	0.37	0.41	0.16
Trigger prefire correction	0.23	0.21	0.22	0.34	0.02	0.12
QCD multijet (syst)	0.19	0.21	0.13	0.18	0.30	0.23
MC sim. stat	0.14	0.17	0.12	0.17	0.20	0.17
EW + $t\bar{t}$ cross section	0.13	0.15	0.14	0.02	0.03	0.12
Efficiency (syst)	0.09	0.10	0.09	0.18	0.01	0.10
μ_R and μ_F scales	0.09	0.10	0.09	0.08	0.04	0.07
PDF + α_S	0.07	0.06	0.04	0.03	0.09	0.04
Hadronic recoil calibration	0.04	0.05	0.04	0.02	0.02	0.05
QCD multijet (stat)	0.04	0.05	0.03	0.04	0.06	0.04

Table 6: Systematic uncertainties, in percent, for the total inclusive cross sections at 5.02 TeV. The 1.9% integrated luminosity uncertainty, which affects the W and Z boson production cross sections, is not included in the table.

	$W^+ \rightarrow \ell^+ \nu$	$W^- \rightarrow \ell^- \bar{\nu}$	$W \rightarrow \ell \nu$	$Z \rightarrow \ell^+ \ell^-$	W^+/W^-	W/Z
Total	0.81	0.89	0.79	0.82	0.66	0.49
μ_R and μ_F scales	0.67	0.73	0.70	0.61	0.08	0.13
Resum. + FSR	0.30	0.37	0.24	0.35	0.47	0.39
Efficiency (stat)	0.23	0.22	0.16	0.26	0.31	0.11
Trigger prefire correction	0.14	0.13	0.14	0.25	0.01	0.11
QCD multijet (syst)	0.13	0.16	0.10	0.13	0.22	0.19
PDF + α_S	0.13	0.17	0.10	0.18	0.22	0.12
MC sim. stat	0.12	0.16	0.12	0.13	0.16	0.14
EW + $t\bar{t}$ cross section	0.07	0.09	0.08	0.01	0.02	0.07
QCD multijet (stat)	0.06	0.06	0.06	0.06	0.06	0.05
Hadronic recoil calibration	0.04	0.05	0.04	0.05	0.01	0.02
Efficiency (syst)	0.04	0.04	0.04	0.09	0.02	0.06

Table 7: Systematic uncertainties, in percent, for the total inclusive cross sections at 13 TeV. The 2.3% integrated luminosity uncertainty, which affects the W and Z boson production cross sections, is not included in the table.

	$W^+ \rightarrow \ell^+ \nu$	$W^- \rightarrow \ell^- \bar{\nu}$	$W \rightarrow \ell \nu$	$Z \rightarrow \ell^+ \ell^-$	W^+/W^-	W/Z
Total	0.89	0.92	0.84	0.90	0.69	0.79
μ_R and μ_F scales	0.62	0.64	0.63	0.66	0.08	0.67
PDF + α_S	0.40	0.45	0.41	0.43	0.23	0.22
Resum. + FSR	0.40	0.37	0.29	0.12	0.51	0.26
Trigger prefire correction	0.27	0.25	0.26	0.34	0.01	0.09
Efficiency (stat)	0.25	0.23	0.19	0.28	0.29	0.11
QCD multijet (syst)	0.18	0.18	0.10	0.14	0.30	0.20
MC sim. stat	0.15	0.16	0.14	0.16	0.16	0.15
Efficiency (syst)	0.11	0.11	0.11	0.16	0.01	0.09
EW + $t\bar{t}$ cross section	0.10	0.12	0.11	0.04	0.02	0.09
QCD multijet (stat)	0.08	0.09	0.08	0.07	0.09	0.08
Hadronic recoil calibration	0.02	0.03	0.02	0.05	0.02	0.03

Table 8: Systematic uncertainties, in percent, for the total inclusive cross section ratios between 13 and 5.02 TeV. The 2.8% integrated luminosity uncertainty, which affects the W and Z boson production cross section ratios, is not included in the table.

	$W^+ \rightarrow \ell^+ \nu$	$W^- \rightarrow \ell^- \bar{\nu}$	$W \rightarrow \ell \nu$	$Z \rightarrow \ell^+ \ell^-$	W^+/W^-	W/Z
Total	1.20	1.31	1.16	1.22	0.98	0.92
μ_R and μ_F scales	0.91	0.97	0.94	0.90	0.11	0.68
Resum. + FSR	0.50	0.52	0.37	0.37	0.70	0.47
PDF + α_S	0.41	0.54	0.44	0.48	0.40	0.20
Efficiency (stat)	0.34	0.32	0.25	0.39	0.43	0.16
Trigger prefire correction	0.30	0.29	0.30	0.43	0.02	0.14
QCD multijet (syst)	0.22	0.23	0.13	0.19	0.37	0.27
MC sim. stat	0.19	0.23	0.18	0.21	0.23	0.21
EW + $t\bar{t}$ cross section	0.12	0.14	0.13	0.04	0.02	0.11
Efficiency (syst)	0.12	0.12	0.12	0.18	0.03	0.11
QCD multijet (stat)	0.10	0.11	0.09	0.09	0.11	0.10
Hadronic recoil calibration	0.04	0.05	0.05	0.06	0.02	0.04

8 Results

The results are presented as the measurements of the products of fiducial and total inclusive cross sections and the leptonic decay branching fractions. For fiducial measurements, the systematic uncertainties are reduced because no theoretical extrapolation of the result to the full phase space is performed. In measurements of the ratios of cross sections, some systematic uncertainties cancel, including the largest source in this measurement, the uncertainty in the integrated luminosity. A summary of measured and predicted W^+ , W^- , W , and Z boson production fiducial inclusive cross sections times branching fractions, and W^+ to W^- and W to Z ratios at 5.02 and 13 TeV are shown in Tables 9 and 10, respectively. The ratios of these measurements between 13 and 5.02 TeV are shown in Table 11. The ratios of theoretical predictions with different PDF sets to the measured fiducial inclusive cross section results are displayed in Fig. 4 and 5 at 5.02 and 13 TeV, respectively. The comparisons of ratios and double ratios between 13 and 5.02 TeV are provided in Fig. 6.

It can be seen that the W^+/W^- and W/Z ratios agree well between measurements and theoretical calculations at 5.02, 13, and also between 13 and 5.02 TeV. For the absolute fiducial inclusive cross sections, the measurements agree well within uncertainties with theoretical cross sections at 5.02 TeV, shown in Fig. 4. At 13 TeV, shown in Fig. 5, the measured cross sections are larger than the predictions, among which NNPDF 4.0 [69] at NNLO in QCD provides the closest values. This also causes about the same level of theoretical underprediction of the ratios of W and Z boson production cross sections between 13 and 5.02 TeV, shown in Fig. 6.

Similarly to the fiducial inclusive cross sections, a summary of measured and predicted total inclusive cross sections for W^+ , W^- , W , and Z boson production times branching fractions, W to Z and W^+ to W^- ratios, and the cross section ratios and double ratios between 13 and 5.02 TeV are shown in Tables 12, 13 and 14. The statistical uncertainties of theoretical predictions are largely reduced compared with fiducial inclusive cross section predictions, because of the switch from the Vegas algorithm [71] to interpolating functions for the numerical integration. The ratios of theoretical predictions with different PDF sets to the measured total inclusive cross section results are displayed in Fig. 7 and 8 at 5.02 and 13 TeV, respectively. The comparisons of ratios and double ratios between 13 and 5.02 TeV are provided in Fig. 9. The results are also compared with theoretical predictions at N^3 LO in QCD [7] and are consistent within uncertainties.

Figure 10 provides a summary of the measurements of the total inclusive cross sections for W^+ , W^- , W , and Z boson production times branching fractions versus center-of-mass energy from CMS and experiments at lower-energy colliders [12, 13, 17, 24, 72–75]. The NNPDF 4.0 is chosen as the reference prediction for the comparison as it provides the smallest uncertainties. The measurements are consistent with the theoretical predictions within uncertainties across different energy scales and different collisions (pp and p \bar{p}).

9 Summary

Fiducial and total inclusive cross sections for W and Z boson production measured in proton-proton collisions at 5.02 TeV and 13 TeV are presented. Electron and muon decay modes are studied in the data collected with the CMS detector in 2017, in dedicated runs with reduced instantaneous luminosity. The data sets correspond to integrated luminosities of $298 \pm 6 \text{ pb}^{-1}$ at 5.02 TeV and $206 \pm 5 \text{ pb}^{-1}$ at 13 TeV. Measured values of the products of the total inclusive cross sections and the branching fractions are $\sigma(\text{pp} \rightarrow W + X)\mathcal{B}(W \rightarrow \ell\nu) = 7300 \pm 10(\text{stat}) \pm 60(\text{syst}) \pm 140(\text{lumi})\text{pb}$, and $\sigma(\text{pp} \rightarrow Z + X)\mathcal{B}(Z \rightarrow \ell^+\ell^-) = 669 \pm 2(\text{stat}) \pm$

6 (syst) \pm 13 (lumi) pb for the dilepton invariant mass in the range of 60–120 GeV at 5.02 TeV, and correspondingly 20480 ± 10 (stat) \pm 170 (syst) \pm 470 (lumi) pb and 1952 ± 4 (stat) \pm 18 (syst) \pm 45 (lumi) pb at 13 TeV. The measured values agree with cross section calculations at next-to-next-to-leading-order in perturbative quantum chromodynamics. Fiducial and total inclusive cross sections, ratios of cross sections of W^+ to W^- , W to Z , and 13 TeV to 5.02 TeV measurements are reported. The fiducial inclusive cross sections for W and Z boson productions at 5.02 TeV achieve a precision of less than 2%, which is the most precisely measured cross sections from the CMS experiment.

Table 9: Comparison of the theoretical calculations and the measured fiducial inclusive cross sections and ratios at 5.02 TeV. The unit for cross sections is always pb. The uncertainties in the theoretical predictions include the statistical uncertainty, and the PDF, α_S , and renormalization and factorization scale uncertainties.

	Data	NNPDF3.1	NNPDF4.0	CT18	MSHT20
$W^+ \rightarrow \ell^+ \nu$	$2475 \pm 2_{\text{stat}} \pm 8_{\text{syst}} \pm 47_{\text{lumi}}$	2476 ± 24	2513 ± 18	2431 ± 41	2421 ± 28
$W^- \rightarrow \ell^- \bar{\nu}$	$1525 \pm 2_{\text{stat}} \pm 5_{\text{syst}} \pm 29_{\text{lumi}}$	1519 ± 18	1543.2 ± 8.5	1505 ± 25	1490 ± 18
$W \rightarrow \ell \nu$	$4000 \pm 3_{\text{stat}} \pm 11_{\text{syst}} \pm 76_{\text{lumi}}$	3995 ± 38	4056 ± 22	3936 ± 64	3911 ± 46
$Z \rightarrow \ell^+ \ell^-$	$319.8 \pm 0.9_{\text{stat}} \pm 1.2_{\text{syst}} \pm 6.2_{\text{lumi}}$	319.5 ± 3.7	325.2 ± 1.8	310.2 ± 4.9	314.0 ± 3.5
W^+ / W^-	$1.6232 \pm 0.0026_{\text{stat}} \pm 0.0065_{\text{syst}}$	1.631 ± 0.016	1.628 ± 0.013	1.615 ± 0.014	1.6251 ± 0.0076
W / Z	$12.505 \pm 0.037_{\text{stat}} \pm 0.032_{\text{syst}}$	12.51 ± 0.12	12.472 ± 0.077	12.69 ± 0.13	12.455 ± 0.052

Table 10: Comparison of the theoretical calculations and the measured fiducial inclusive cross sections and ratios at 13 TeV. The unit for cross sections is always pb. The uncertainties in the theoretical predictions include the statistical uncertainty, and the PDF, α_S , and renormalization and factorization scale uncertainties. The statistical uncertainty for $W^+ \rightarrow \ell^+ \nu$ is negligible compared with the other uncertainties.

	Data	NNPDF3.1	NNPDF4.0	CT18	MSHT20
$W^+ \rightarrow \ell^+ \nu$	$5170 \pm 20_{\text{syst}} \pm 120_{\text{lumi}}$	5061 ± 62	5118 ± 45	5003 ± 89	4991 ± 57
$W^- \rightarrow \ell^- \bar{\nu}$	$3932 \pm 4_{\text{stat}} \pm 14_{\text{syst}} \pm 89_{\text{lumi}}$	3871 ± 45	3930 ± 28	3783 ± 65	3816 ± 43
$W \rightarrow \ell \nu$	$9110 \pm 10_{\text{stat}} \pm 30_{\text{syst}} \pm 210_{\text{lumi}}$	8932 ± 90	9048 ± 61	8790 ± 150	8807 ± 95
$Z \rightarrow \ell^+ \ell^-$	$754 \pm 2_{\text{stat}} \pm 3_{\text{syst}} \pm 17_{\text{lumi}}$	743 ± 18	753.9 ± 6.0	719 ± 16	734.0 ± 7.7
W^+ / W^-	$1.3159 \pm 0.0017_{\text{stat}} \pm 0.0053_{\text{syst}}$	1.307 ± 0.017	1.302 ± 0.012	1.322 ± 0.013	1.3078 ± 0.0085
W / Z	$12.078 \pm 0.028_{\text{stat}} \pm 0.032_{\text{syst}}$	12.02 ± 0.28	12.00 ± 0.11	12.21 ± 0.16	11.998 ± 0.065

Table 11: Comparison of the theoretical calculations and the measured fiducial inclusive cross section ratios between 13 and 5.02 TeV. The uncertainties in the theoretical predictions include the statistical uncertainty, and the PDF, α_S , and renormalization and factorization scale uncertainties.

	Data	NNPDF3.1	NNPDF4.0	CT18	MSHT20
$W^+ \rightarrow \ell^+ \nu$	$2.091 \pm 0.003_{\text{stat}} \pm 0.010_{\text{syst}} \pm 0.058_{\text{lumi}}$	2.043 ± 0.028	2.037 ± 0.022	2.058 ± 0.020	2.061 ± 0.016
$W^- \rightarrow \ell^- \bar{\nu}$	$2.579 \pm 0.004_{\text{stat}} \pm 0.013_{\text{syst}} \pm 0.072_{\text{lumi}}$	2.549 ± 0.036	2.547 ± 0.020	2.514 ± 0.032	2.561 ± 0.017
$W \rightarrow \ell \nu$	$2.277 \pm 0.002_{\text{stat}} \pm 0.009_{\text{syst}} \pm 0.063_{\text{lumi}}$	2.236 ± 0.025	2.231 ± 0.017	2.232 ± 0.022	2.252 ± 0.014
$Z \rightarrow \ell^+ \ell^-$	$2.357 \pm 0.008_{\text{stat}} \pm 0.013_{\text{syst}} \pm 0.066_{\text{lumi}}$	2.326 ± 0.061	2.318 ± 0.020	2.319 ± 0.033	2.338 ± 0.016
W^+ / W^-	$0.8107 \pm 0.0017_{\text{stat}} \pm 0.0045_{\text{syst}}$	0.802 ± 0.013	0.800 ± 0.010	0.8188 ± 0.0080	0.8048 ± 0.0061
W / Z	$0.9658 \pm 0.0036_{\text{stat}} \pm 0.0035_{\text{syst}}$	0.961 ± 0.024	0.9623 ± 0.0097	0.963 ± 0.011	0.9633 ± 0.0044

Acknowledgments

We congratulate our colleagues in the CERN accelerator departments for the excellent performance of the LHC and thank the technical and administrative staffs at CERN and at other

Table 12: Comparison of the theoretical calculations and the measured total inclusive cross sections and ratios at 5.02 TeV. The unit for cross sections is always pb. The uncertainties in the theoretical predictions include the statistical uncertainty, and the PDF, α_S , and renormalization and factorization scale uncertainties.

	Data	NNPDF3.1	NNPDF4.0	CT18	MSHT20
$W^+ \rightarrow \ell^+ \nu$	$4401 \pm 4_{\text{stat}} \pm 36_{\text{syst}} \pm 84_{\text{lumi}}$	4391^{+47}_{-50}	4444^{+29}_{-30}	4319^{+72}_{-74}	4295^{+50}_{-53}
$W^- \rightarrow \ell^- \bar{\nu}$	$2897 \pm 4_{\text{stat}} \pm 26_{\text{syst}} \pm 55_{\text{lumi}}$	2881^{+31}_{-33}	2919^{+19}_{-22}	2853^{+43}_{-45}	2828^{+35}_{-37}
$W \rightarrow \ell \nu$	$7300 \pm 10_{\text{stat}} \pm 60_{\text{syst}} \pm 140_{\text{lumi}}$	7272^{+77}_{-82}	7363^{+45}_{-50}	7170^{+110}_{-120}	7123^{+84}_{-88}
$Z \rightarrow \ell^+ \ell^-$	$669 \pm 2_{\text{stat}} \pm 6_{\text{syst}} \pm 13_{\text{lumi}}$	$674.7^{+7.1}_{-7.4}$	$684.4^{+3.2}_{-3.8}$	$660.2^{+9.2}_{-9.5}$	$662.7^{+7.0}_{-7.3}$
W^+ / W^-	$1.519 \pm 0.002_{\text{stat}} \pm 0.010_{\text{syst}}$	$1.5240^{+0.0050}_{-0.0048}$	$1.5225^{+0.0076}_{-0.0074}$	1.514 ± 0.012	1.5190 ± 0.0060
W / Z	$10.905 \pm 0.032_{\text{stat}} \pm 0.054_{\text{syst}}$	$10.777^{+0.036}_{-0.037}$	$10.758^{+0.039}_{-0.037}$	$10.862^{+0.050}_{-0.051}$	$10.748^{+0.036}_{-0.037}$

Table 13: Comparison of the theoretical calculations and the measured total inclusive cross sections and ratios at 13 TeV. The unit for cross sections is always pb. The uncertainties in the theoretical predictions include the statistical uncertainty, and the PDF, α_S , and renormalization and factorization scale uncertainties.

	Data	NNPDF3.1	NNPDF4.0	CT18	MSHT20
$W^+ \rightarrow \ell^+ \nu$	$11800 \pm 10_{\text{stat}} \pm 100_{\text{syst}} \pm 270_{\text{lumi}}$	11540^{+100}_{-130}	11670^{+70}_{-120}	11530^{+180}_{-200}	11430^{+130}_{-150}
$W^- \rightarrow \ell^- \bar{\nu}$	$8670 \pm 10_{\text{stat}} \pm 80_{\text{syst}} \pm 200_{\text{lumi}}$	8526^{+69}_{-97}	8639^{+49}_{-85}	8490^{+130}_{-140}	8440^{+100}_{-110}
$W \rightarrow \ell \nu$	$20480 \pm 10_{\text{stat}} \pm 170_{\text{syst}} \pm 470_{\text{lumi}}$	20070^{+170}_{-230}	20310^{+110}_{-200}	20020^{+310}_{-340}	19870^{+220}_{-250}
$Z \rightarrow \ell^+ \ell^-$	$1952 \pm 4_{\text{stat}} \pm 18_{\text{syst}} \pm 45_{\text{lumi}}$	1940^{+15}_{-21}	1970^{+11}_{-14}	1921^{+30}_{-33}	1935^{+23}_{-27}
W^+ / W^-	$1.3615 \pm 0.0018_{\text{stat}} \pm 0.0094_{\text{syst}}$	$1.3536^{+0.0050}_{-0.0044}$	$1.3508^{+0.0062}_{-0.0038}$	1.3571 ± 0.0077	1.3539 ± 0.0056
W / Z	$10.491 \pm 0.024_{\text{stat}} \pm 0.083_{\text{syst}}$	$10.341^{+0.043}_{-0.040}$	$10.309^{+0.033}_{-0.042}$	$10.424^{+0.062}_{-0.060}$	$10.270^{+0.078}_{-0.074}$

Table 14: Comparison of the theoretical calculations and the measured total inclusive cross section ratios and double ratios between 13 and 5.02 TeV. The uncertainties in the theoretical predictions include the statistical uncertainty, and the PDF, α_S , and renormalization and factorization scale uncertainties.

	Data	NNPDF3.1	NNPDF4.0	CT18	MSHT20
$W^+ \rightarrow \ell^+ \nu$	$2.682 \pm 0.004_{\text{stat}} \pm 0.032_{\text{syst}} \pm 0.075_{\text{lumi}}$	$2.628^{+0.022}_{-0.023}$	$2.626^{+0.017}_{-0.020}$	$2.669^{+0.025}_{-0.026}$	$2.661^{+0.015}_{-0.016}$
$W^- \rightarrow \ell^- \bar{\nu}$	$2.993 \pm 0.005_{\text{stat}} \pm 0.039_{\text{syst}} \pm 0.083_{\text{lumi}}$	$2.959^{+0.022}_{-0.025}$	$2.960^{+0.014}_{-0.018}$	$2.978^{+0.029}_{-0.030}$	2.985 ± 0.016
$W \rightarrow \ell \nu$	$2.806 \pm 0.003_{\text{stat}} \pm 0.032_{\text{syst}} \pm 0.078_{\text{lumi}}$	$2.759^{+0.021}_{-0.023}$	$2.758^{+0.014}_{-0.018}$	$2.792^{+0.025}_{-0.026}$	2.789 ± 0.015
$Z \rightarrow \ell^+ \ell^-$	$2.916 \pm 0.011_{\text{stat}} \pm 0.036_{\text{syst}} \pm 0.081_{\text{lumi}}$	$2.876^{+0.024}_{-0.026}$	2.879 ± 0.014	$2.910^{+0.031}_{-0.033}$	$2.919^{+0.025}_{-0.027}$
W^+ / W^-	$0.8963 \pm 0.0019_{\text{stat}} \pm 0.0088_{\text{syst}}$	$0.8882^{+0.0041}_{-0.0038}$	$0.8872^{+0.0051}_{-0.0047}$	0.8964 ± 0.0049	0.8913 ± 0.0030
W / Z	$0.9620 \pm 0.0036_{\text{stat}} \pm 0.0089_{\text{syst}}$	$0.9595^{+0.0030}_{-0.0026}$	$0.9582^{+0.0026}_{-0.0032}$	$0.9597^{+0.0041}_{-0.0040}$	$0.9555^{+0.0068}_{-0.0066}$

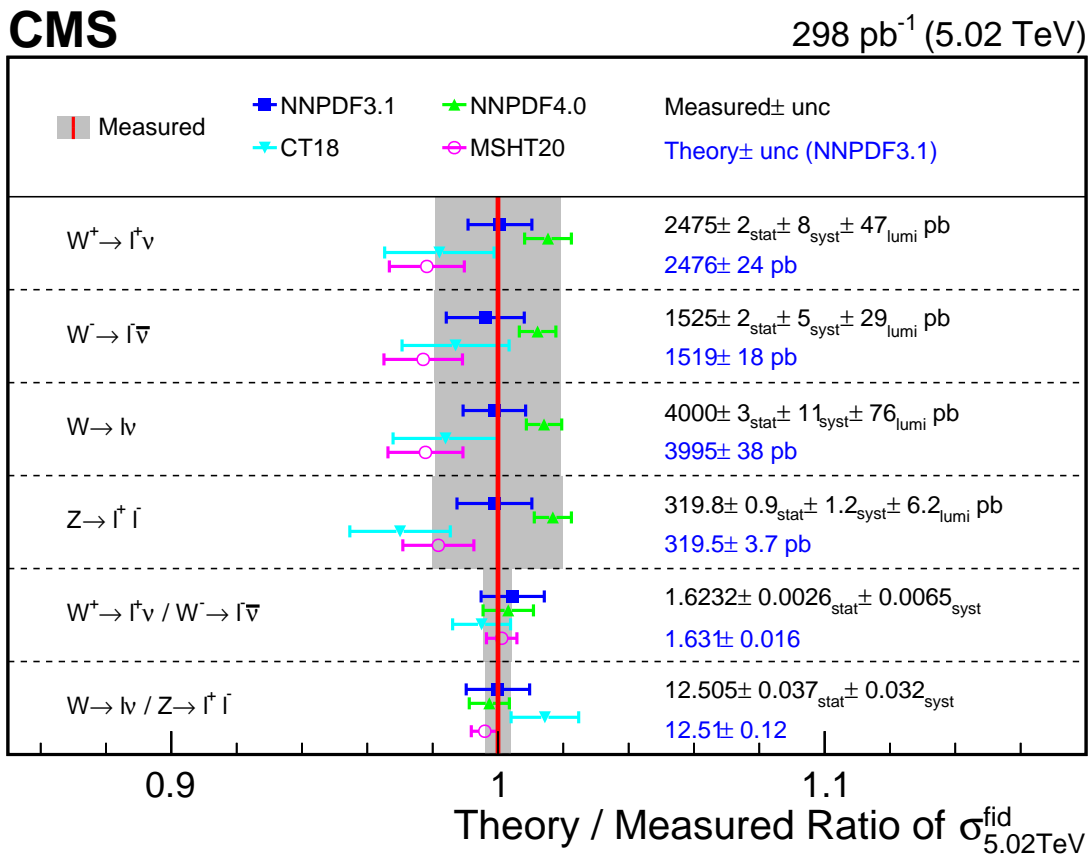


Figure 4: Comparisons of the fiducial inclusive cross sections and cross section ratios between measurements and the theoretical calculations from DYTURBO with different PDF sets at 5.02 TeV. The gray band represents the total uncertainty of each measurement. The uncertainties in the theoretical predictions include the statistical uncertainty, and the PDF, α_s , and renormalization and factorization scale uncertainties. The measured values and theoretical predictions (DYTURBO with NNPDF 3.1 as the example) are also shown in the right part of the plot.

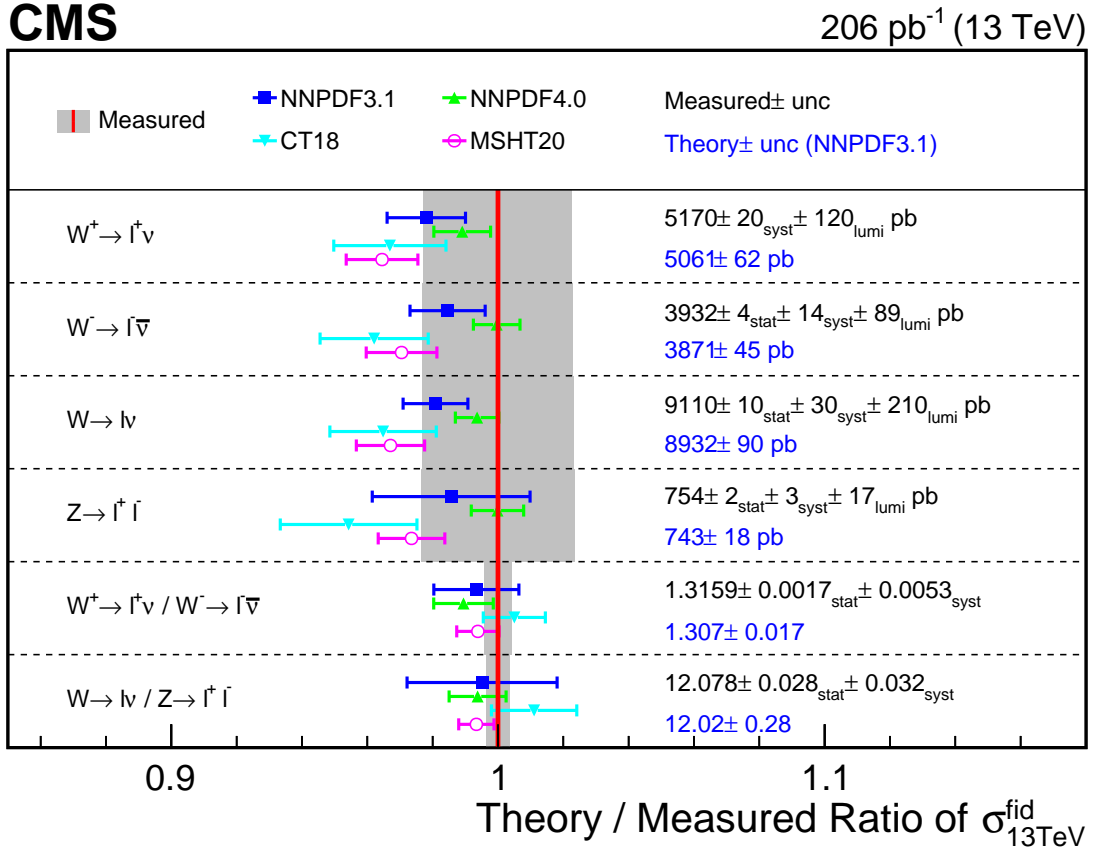


Figure 5: Comparisons of the fiducial inclusive cross sections and cross section ratios between measurements and the theoretical calculations from DYTURBO with different PDF sets at 13 TeV. The gray band represents the total uncertainty of each measurement. The uncertainties in the theoretical predictions include the statistical uncertainty, and the PDF, α_s , and renormalization and factorization scale uncertainties. The measured values and theoretical predictions (DYTURBO with NNPDF 3.1 as the example) are also shown in the right part of the plot. The statistical uncertainty for $W^+ \rightarrow \ell^+ \nu$ is negligible compared with the other uncertainties, therefore not included in this plot.

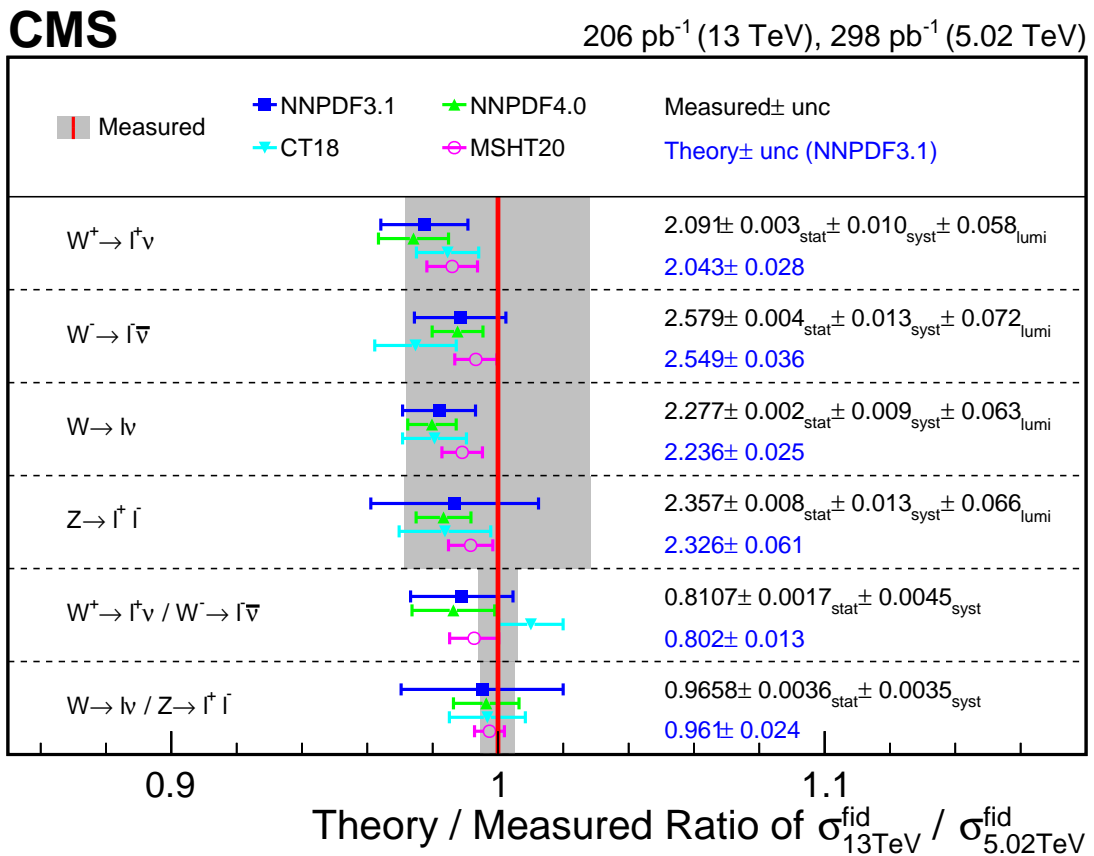


Figure 6: Comparisons of the fiducial inclusive cross section ratios and double ratios between 13 and 5.02 TeV, between measurements and the theoretical calculations from DYTURBO with different PDF sets. The gray band represents the total uncertainty of each measurement. The uncertainties in the theoretical predictions include the statistical uncertainty, and the PDF, α_S , and renormalization and factorization scale uncertainties. The measured values and theoretical predictions (DYTURBO with NNPDF 3.1 as the example) are also shown in the right part of the plot.

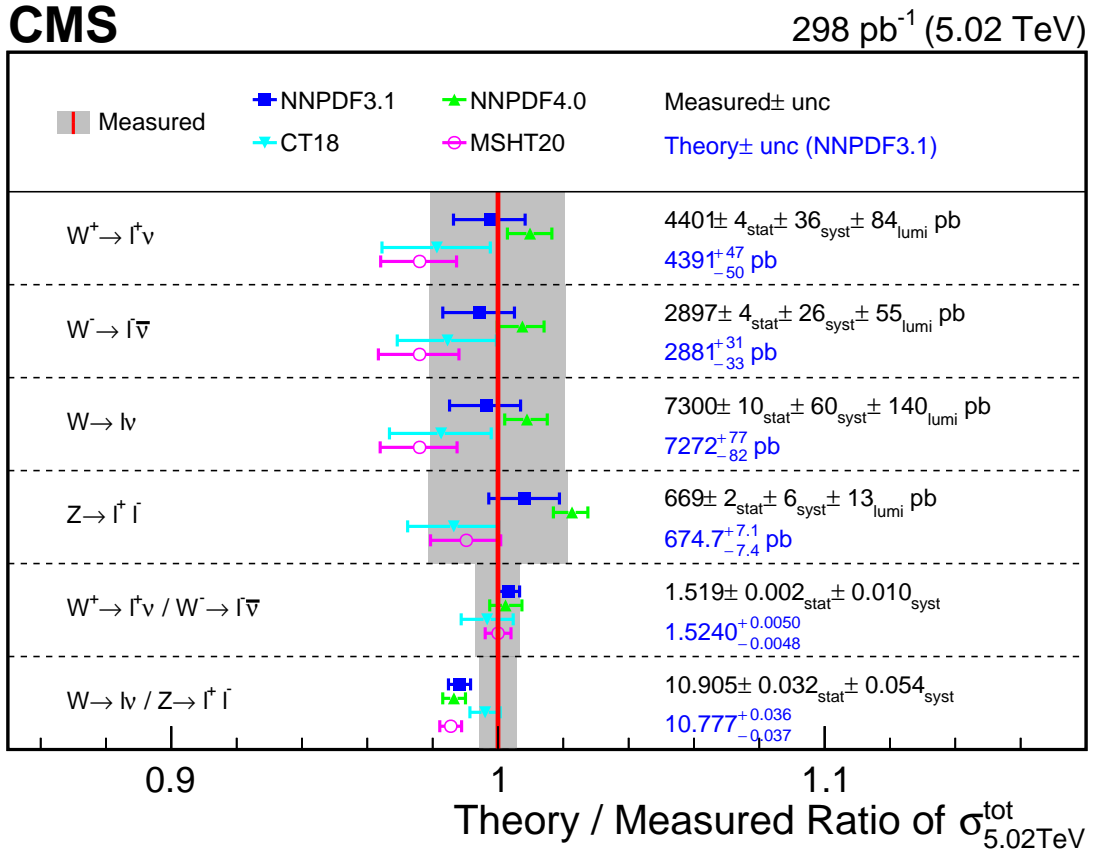


Figure 7: Comparisons of the total inclusive cross sections and cross section ratios between measurements and the theoretical calculations from DYTURBO with different PDF sets at 5.02 TeV. The gray band represents the total uncertainty of each measurement. The uncertainties in the theoretical predictions include the statistical uncertainty, and the PDF, α_s , and renormalization and factorization scale uncertainties. The measured values and theoretical predictions (DYTURBO with NNPDF 3.1 as the example) are also shown in the right part of the plot.

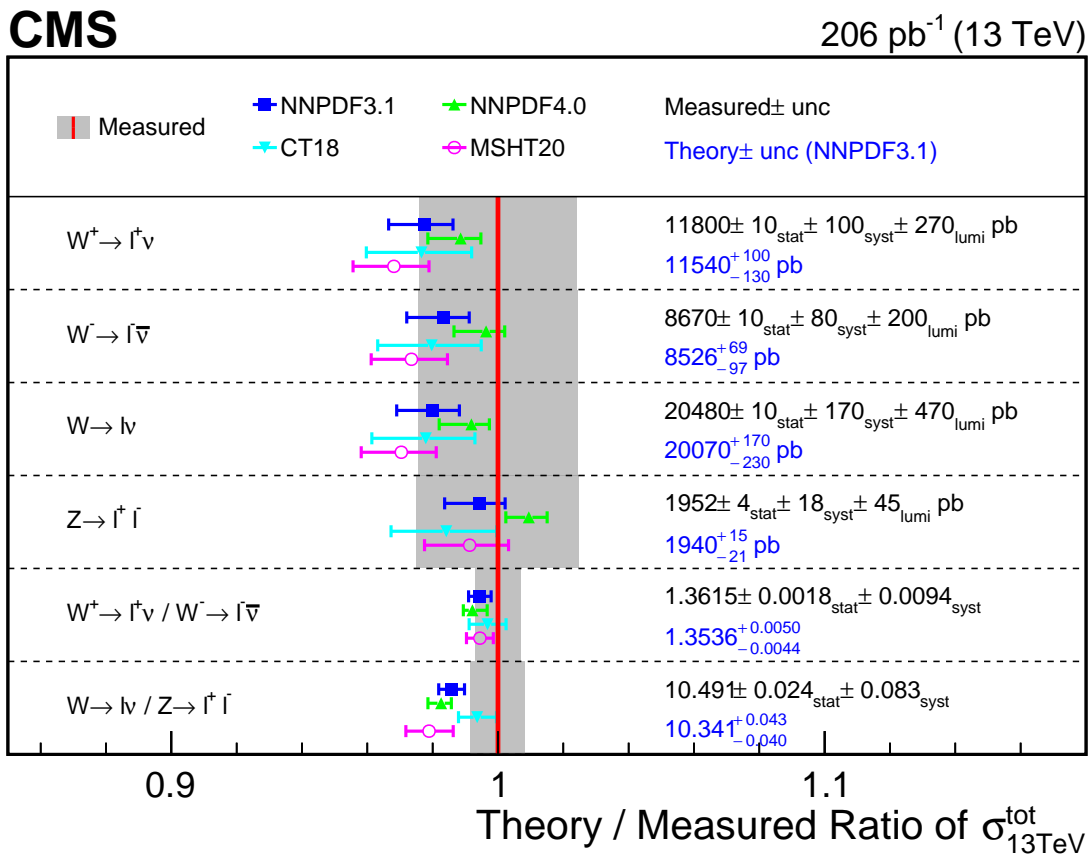


Figure 8: Comparisons of the total inclusive cross sections and cross section ratios between measurements and the theoretical calculations from DYTURBO with different PDF sets at 13 TeV. The gray band represents the total uncertainty of each measurement. The uncertainties in the theoretical predictions include the statistical uncertainty, and the PDF, α_s , and renormalization and factorization scale uncertainties. The measured values and theoretical predictions (DYTURBO with NNPDF 3.1 as the example) are also shown in the right part of the plot.

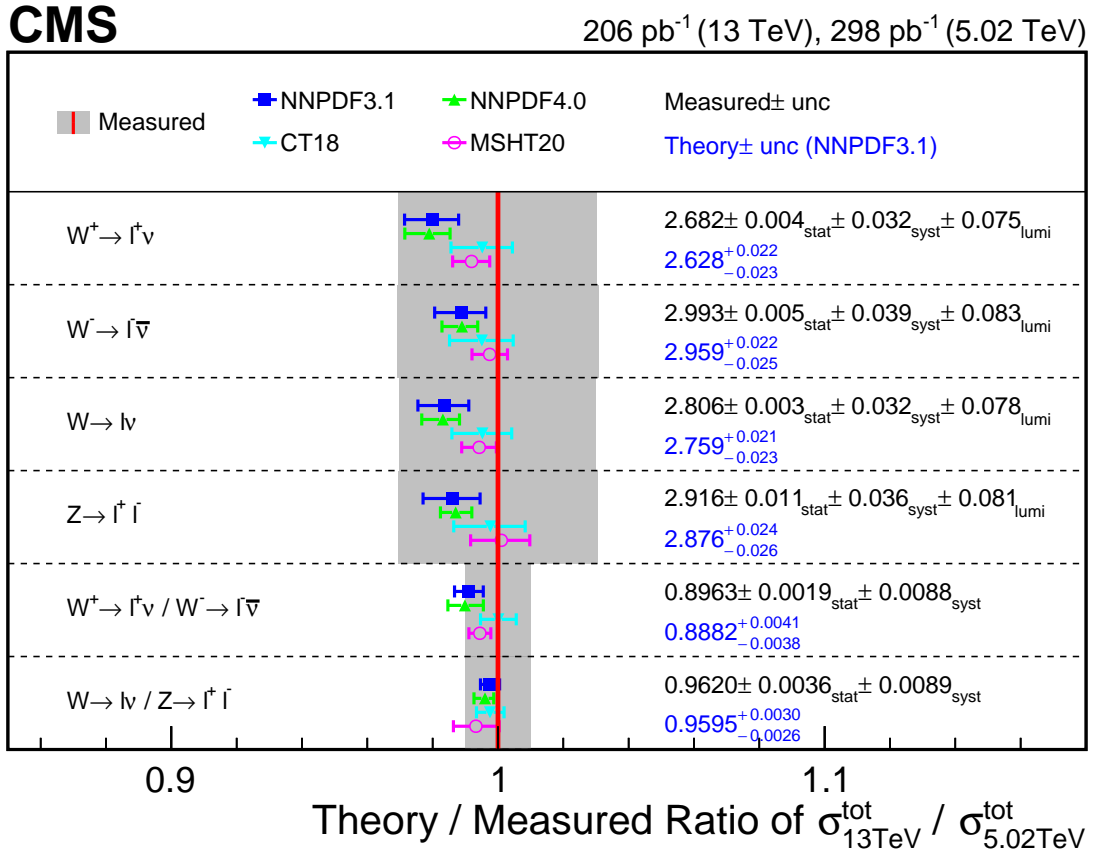


Figure 9: Comparisons of the total inclusive cross section ratios and double ratios between 13 and 5.02 TeV, between measurements and the theoretical calculations from DYTURBO with different PDF sets. The gray band represents the total uncertainty of each measurement. The uncertainties in the theoretical predictions include the statistical uncertainty, and the PDF, α_S , and renormalization and factorization scale uncertainties. The measured values and theoretical predictions (DYTURBO with NNPDF 3.1 as the example) are also shown in the right part of the plot.

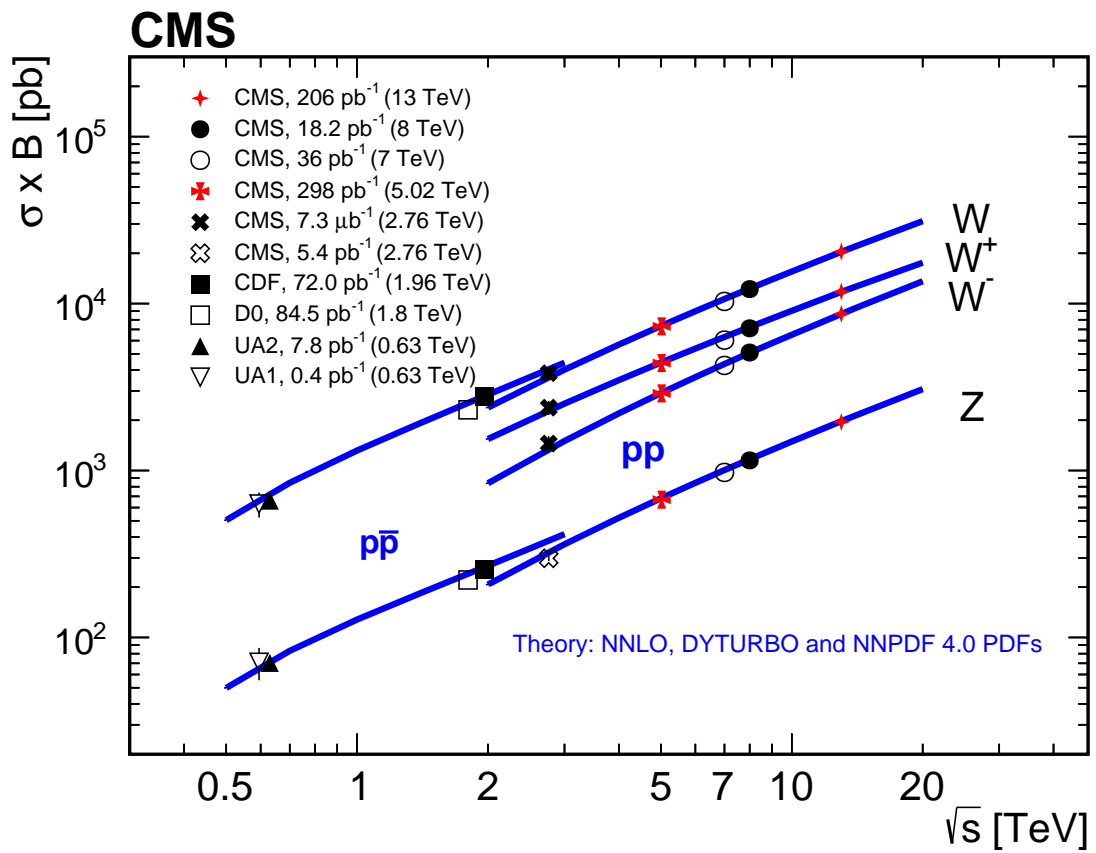


Figure 10: Summary of the measurements of the total inclusive cross sections for W^+ , W^- , W , and Z boson production times branching fractions versus center-of-mass energy from CMS and experiments at lower-energy colliders. The vertical error bar represents the total uncertainty of each measurement.

CMS institutes for their contributions to the success of the CMS effort. In addition, we gratefully acknowledge the computing centers and personnel of the Worldwide LHC Computing Grid and other centers for delivering so effectively the computing infrastructure essential to our analyses. Finally, we acknowledge the enduring support for the construction and operation of the LHC, the CMS detector, and the supporting computing infrastructure provided by the following funding agencies: SC (Armenia), BMBWF and FWF (Austria); FNRS and FWO (Belgium); CNPq, CAPES, FAPERJ, FAPERGS, and FAPESP (Brazil); MES and BNSF (Bulgaria); CERN; CAS, MoST, and NSFC (China); MINCIENCIAS (Colombia); MSES and CSF (Croatia); RIF (Cyprus); SENESCYT (Ecuador); ERC PRG, RVTT3 and MoER TK202 (Estonia); Academy of Finland, MEC, and HIP (Finland); CEA and CNRS/IN2P3 (France); SRNSF (Georgia); BMBF, DFG, and HGF (Germany); GSRI (Greece); NKFIH (Hungary); DAE and DST (India); IPM (Iran); SFI (Ireland); INFN (Italy); MSIP and NRF (Republic of Korea); MES (Latvia); LMTLT (Lithuania); MOE and UM (Malaysia); BUAP, CINVESTAV, CONACYT, LNS, SEP, and UASLP-FAI (Mexico); MOS (Montenegro); MBIE (New Zealand); PAEC (Pakistan); MES and NSC (Poland); FCT (Portugal); MESTD (Serbia); MCIN/AEI and PCTI (Spain); MOSTR (Sri Lanka); Swiss Funding Agencies (Switzerland); MST (Taipei); MHESI and NSTDA (Thailand); TUBITAK and TENMAK (Turkey); NASU (Ukraine); STFC (United Kingdom); DOE and NSF (USA).

Individuals have received support from the Marie-Curie program and the European Research Council and Horizon 2020 Grant, contract Nos. 675440, 724704, 752730, 758316, 765710, 824093, 101115353, 101002207, and COST Action CA16108 (European Union); the Leventis Foundation; the Alfred P. Sloan Foundation; the Alexander von Humboldt Foundation; the Science Committee, project no. 22rl-037 (Armenia); the Belgian Federal Science Policy Office; the Fonds pour la Formation à la Recherche dans l'Industrie et dans l'Agriculture (FRIA-Belgium); the F.R.S.-FNRS and FWO (Belgium) under the "Excellence of Science – EOS" – be.h project n. 30820817; the Beijing Municipal Science & Technology Commission, No. Z191100007219010 and Fundamental Research Funds for the Central Universities (China); the Ministry of Education, Youth and Sports (MEYS) of the Czech Republic; the Shota Rustaveli National Science Foundation, grant FR-22-985 (Georgia); the Deutsche Forschungsgemeinschaft (DFG), among others, under Germany's Excellence Strategy – EXC 2121 "Quantum Universe" – 390833306, and under project number 400140256 - GRK2497; the Hellenic Foundation for Research and Innovation (HFRI), Project Number 2288 (Greece); the Hungarian Academy of Sciences, the New National Excellence Program - ÚNKP, the NKFIH research grants K 131991, K 133046, K 138136, K 143460, K 143477, K 146913, K 146914, K 147048, 2020-2.2.1-ED-2021-00181, and TKP2021-NKTA-64 (Hungary); the Council of Science and Industrial Research, India; ICSC – National Research Center for High Performance Computing, Big Data and Quantum Computing and FAIR – Future Artificial Intelligence Research, funded by the NextGenerationEU program (Italy); the Latvian Council of Science; the Ministry of Education and Science, project no. 2022/WK/14, and the National Science Center, contracts Opus 2021/41/B/ST2/01369 and 2021/43/B/ST2/01552 (Poland); the Fundação para a Ciência e a Tecnologia, grant CEECIND/01334/2018 (Portugal); the National Priorities Research Program by Qatar National Research Fund; MCIN/AEI/10.13039/501100011033, ERDF "a way of making Europe", and the Programa Estatal de Fomento de la Investigación Científica y Técnica de Excelencia María de Maeztu, grant MDM-2017-0765 and Programa Severo Ochoa del Principado de Asturias (Spain); the Chulalongkorn Academic into Its 2nd Century Project Advancement Project, and the National Science, Research and Innovation Fund via the Program Management Unit for Human Resources & Institutional Development, Research and Innovation, grant B39G670016 (Thailand); the Kavli Foundation; the Nvidia Corporation; the SuperMicro Corporation; the Welch Foundation, contract C-1845; and the Weston Havens Foundation (USA).

References

- [1] J. Butterworth et al., “PDF4LHC recommendations for LHC Run II”, *J. Phys. G* **43** (2016) 023001, doi:10.1088/0954-3899/43/2/023001, arXiv:1510.03865.
- [2] S. Bailey et al., “Parton distributions from LHC, HERA, Tevatron and fixed target data: MSHT20 PDFs”, *Eur. Phys. J. C* **81** (2021) 341, doi:10.1140/epjc/s10052-021-09057-0, arXiv:2012.04684.
- [3] T.-J. Hou et al., “Progress in the CTEQ-TEA NNLO global QCD analysis”, 2019. arXiv:1908.11394.
- [4] NNPDF Collaboration, “Parton distributions from high-precision collider data”, *Eur. Phys. J. C* **77** (2017) 663, doi:10.1140/epjc/s10052-017-5199-5, arXiv:1706.00428.
- [5] K. Melnikov and F. Petriello, “Electroweak gauge boson production at hadron colliders through $\mathcal{O}(\alpha_s^2)$ ”, *Phys. Rev. D* **74** (2006) 114017, doi:10.1103/PhysRevD.74.114017, arXiv:hep-ph/0609070.
- [6] S. Catani et al., “Vector boson production at hadron colliders: a fully exclusive QCD calculation at NNLO”, *Phys. Rev. Lett.* **103** (2009) 082001, doi:10.1103/PhysRevLett.103.082001, arXiv:0903.2120.
- [7] J. Baglio, C. Duhr, B. Mistlberger, and R. Szafron, “Inclusive production cross sections at N³LO”, *JHEP* **12** (2022) 066, doi:10.1007/JHEP12(2022)066, arXiv:2209.06138.
- [8] C. Anastasiou, L. Dixon, K. Melnikov, and F. Petriello, “High precision QCD at hadron colliders: Electroweak gauge boson rapidity distributions at NNLO”, *Phys. Rev. D* **69** (2004) 094008, doi:10.1103/PhysRevD.69.094008, arXiv:hep-ph/0312266.
- [9] S. Dittmaier, A. Huss, and C. Schwinn, “Mixed QCD-electroweak $\mathcal{O}(\alpha_s\alpha)$ corrections to Drell-Yan processes in the resonance region: pole approximation and non-factorizable corrections”, *Nucl. Phys. B* **885** (2014) 318, doi:10.1016/j.nuclphysb.2014.05.027, arXiv:1403.3216.
- [10] J. M. Lindert et al., “Precise predictions for V+jets dark matter backgrounds”, *Eur. Phys. J. C* **77** (2017) 829, doi:10.1140/epjc/s10052-017-5389-1, arXiv:1705.04664.
- [11] CMS Collaboration, “The CMS experiment at the CERN LHC”, *JINST* **3** (2008) S08004, doi:10.1088/1748-0221/3/08/S08004.
- [12] CMS Collaboration, “Study of Z production in PbPb and pp collisions at $\sqrt{s_{NN}} = 2.76$ TeV in the dimuon and dielectron decay channels”, *JHEP* **03** (2015) 022, doi:10.1007/jhep03(2015)022, arXiv:1410.4825.
- [13] CMS Collaboration, “Study of W boson production in PbPb and pp collisions at $\sqrt{s_{NN}} = 2.76$ TeV”, *Phys. Lett. B* **715** (2012) 66, doi:10.1016/j.physletb.2012.07.025, arXiv:1205.6334.
- [14] ATLAS Collaboration, “Measurement of W[±]-boson and Z-boson production cross-sections in pp collisions at $\sqrt{s} = 2.76$ TeV with the ATLAS detector”, *Eur. Phys. J. C* **79** (2019) 901, doi:10.1140/epjc/s10052-019-7399-7, arXiv:1907.03567.

-
- [15] ATLAS Collaboration, “Measurements of W and Z boson production in pp collisions at $\sqrt{s} = 5.02$ TeV with the ATLAS detector”, *Eur. Phys. J. C* **79** (2019) 128, doi:10.1140/epjc/s10052-019-6622-x, arXiv:1810.08424. [Erratum: doi:10.1140/epjc/s10052-019-6870-9].
- [16] ATLAS Collaboration, “Precision measurement and interpretation of inclusive W^+ , W^- and Z/γ^* production cross sections with the ATLAS detector”, *Eur. Phys. J. C* **77** (2017) 367, doi:10.1140/epjc/s10052-017-4911-9, arXiv:1612.03016.
- [17] CMS Collaboration, “Measurement of the inclusive W and Z production cross sections in pp collisions at $\sqrt{s} = 7$ TeV”, *JHEP* **10** (2011) 132, doi:10.1007/JHEP10(2011)132, arXiv:1107.4789.
- [18] LHCb Collaboration, “Measurement of the forward W boson cross-section in pp collisions at $\sqrt{s} = 7$ TeV”, *JHEP* **12** (2014) 079, doi:10.1007/JHEP12(2014)079, arXiv:1408.4354.
- [19] LHCb Collaboration, “Measurement of the cross-section for $Z \rightarrow e^+e^-$ production in pp collisions at $\sqrt{s} = 7$ TeV”, *JHEP* **02** (2013) 106, doi:10.1007/JHEP02(2013)106, arXiv:1212.4620.
- [20] LHCb Collaboration, “Measurement of the forward Z boson production cross-section in pp collisions at $\sqrt{s} = 7$ TeV”, *JHEP* **08** (2015) 039, doi:10.1007/JHEP08(2015)039, arXiv:1505.07024.
- [21] LHCb Collaboration, “Measurement of forward $W \rightarrow ev$ production in pp collisions at $\sqrt{s} = 8$ TeV”, *JHEP* **10** (2016) 030, doi:10.1007/JHEP10(2016)030, arXiv:1608.01484.
- [22] LHCb Collaboration, “Measurement of the forward Z boson production cross-section in pp collisions at $\sqrt{s} = 13$ TeV”, *JHEP* **09** (2016) 136, doi:10.1007/JHEP09(2016)136, arXiv:1607.06495.
- [23] LHCb Collaboration, “Measurement of forward W and Z boson production in pp collisions at $\sqrt{s} = 8$ TeV”, *JHEP* **01** (2016) 155, doi:10.1007/JHEP01(2016)155, arXiv:1511.08039.
- [24] CMS Collaboration, “Measurement of inclusive W and Z boson production cross sections in pp collisions at $\sqrt{s} = 8$ TeV”, *Phys. Rev. Lett.* **112** (2014) 191802, doi:10.1103/PhysRevLett.112.191802, arXiv:1402.0923.
- [25] ATLAS Collaboration, “Measurement of W^\pm and Z-boson production cross sections in pp collisions at $\sqrt{s} = 13$ TeV with the ATLAS detector”, *Phys. Lett. B* **759** (2016) 601, doi:10.1016/j.physletb.2016.06.023, arXiv:1603.09222.
- [26] CMS Collaboration, “Measurements of differential Z boson production cross sections in proton-proton collisions at $\sqrt{s} = 13$ TeV”, *JHEP* **12** (2019) 061, doi:10.1007/JHEP12(2019)061, arXiv:1909.04133.
- [27] CMS Collaboration, “Measurements of the W boson rapidity, helicity, double-differential cross sections, and charge asymmetry in pp collisions at $\sqrt{s} = 13$ TeV”, *Phys. Rev. D* **102** (2020) 092012, doi:10.1103/PhysRevD.102.092012, arXiv:2008.04174.

- [28] ATLAS Collaboration, “Precise measurements of W - and Z -boson transverse momentum spectra with the ATLAS detector using pp collisions at $\sqrt{s} = 5.02$ TeV and 13 TeV”, 2024. arXiv:2404.06204. Submitted to *Eur. Phys. J. C*.
- [29] HEPData record for this analysis, 2024. doi:10.17182/hepdata.153468.
- [30] CMS Collaboration, “Performance of the CMS Level-1 trigger in proton-proton collisions at $\sqrt{s} = 13$ TeV”, *JINST* **15** (2020) P10017, doi:10.1088/1748-0221/15/10/P10017, arXiv:2006.10165.
- [31] CMS Collaboration, “The CMS trigger system”, *JINST* **12** (2017) P01020, doi:10.1088/1748-0221/12/01/P01020, arXiv:1609.02366.
- [32] J. Alwall et al., “The automated computation of tree-level and next-to-leading order differential cross sections, and their matching to parton shower simulations”, *JHEP* **07** (2014) 079, doi:10.1007/JHEP07(2014)079, arXiv:1405.0301.
- [33] P. Nason, “A new method for combining NLO QCD with shower Monte Carlo algorithms”, *JHEP* **11** (2004) 040, doi:10.1088/1126-6708/2004/11/040, arXiv:hep-ph/0409146.
- [34] S. Frixione, P. Nason, and C. Oleari, “Matching NLO QCD computations with parton shower simulations: the POWHEG method”, *JHEP* **11** (2007) 070, doi:10.1088/1126-6708/2007/11/070, arXiv:0709.2092.
- [35] S. Alioli, P. Nason, C. Oleari, and E. Re, “NLO vector-boson production matched with shower in POWHEG”, *JHEP* **07** (2008) 060, doi:10.1088/1126-6708/2008/07/060, arXiv:0805.4802.
- [36] S. Alioli, P. Nason, C. Oleari, and E. Re, “A general framework for implementing NLO calculations in shower Monte Carlo programs: the POWHEG BOX”, *JHEP* **06** (2010) 043, doi:10.1007/JHEP06(2010)043, arXiv:1002.2581.
- [37] M. Chiesa, C. Oleari, and E. Re, “NLO QCD+NLO EW corrections to diboson production matched to parton shower”, *Eur. Phys. J. C* **80** (2020) 849, doi:10.1140/epjc/s10052-020-8419-3, arXiv:2005.12146.
- [38] S. Frixione, P. Nason, and G. Ridolfi, “The POWHEG-hvq manual version 1.0”, 2007. arXiv:0707.3081.
- [39] T. Sjöstrand et al., “An introduction to PYTHIA 8.2”, *Comput. Phys. Commun.* **191** (2015) 159, doi:10.1016/j.cpc.2015.01.024, arXiv:1410.3012.
- [40] P. Skands, S. Carrazza, and J. Rojo, “Tuning PYTHIA 8.1: the Monash 2013 tune”, *Eur. Phys. J. C* **74** (2014) 3024, doi:10.1140/epjc/s10052-014-3024-y, arXiv:1404.5630.
- [41] CMS Collaboration, “Extraction and validation of a new set of CMS PYTHIA 8 tunes from underlying-event measurements”, *Eur. Phys. J. C* **80** (2020) 4, doi:10.1140/epjc/s10052-019-7499-4, arXiv:1903.12179.
- [42] GEANT4 Collaboration, “GEANT4—a simulation toolkit”, *Nucl. Instrum. Meth. A* **506** (2003) 250, doi:10.1016/S0168-9002(03)01368-8.


-
- [43] CMS Collaboration, “Particle-flow reconstruction and global event description with the CMS detector”, *JINST* **12** (2017) P10003, doi:10.1088/1748-0221/12/10/P10003, arXiv:1706.04965.
- [44] CMS Collaboration, “Technical proposal for the Phase-II upgrade of the Compact Muon Solenoid”, CMS Technical Proposal CERN-LHCC-2015-010, CMS-TDR-15-02, 2015.
- [45] M. Cacciari, G. P. Salam, and G. Soyez, “The anti- k_T jet clustering algorithm”, *JHEP* **04** (2008) 063, doi:10.1088/1126-6708/2008/04/063, arXiv:0802.1189.
- [46] M. Cacciari, G. P. Salam, and G. Soyez, “FastJet user manual”, *Eur. Phys. J. C* **72** (2012) 1896, doi:10.1140/epjc/s10052-012-1896-2, arXiv:1111.6097.
- [47] CMS Collaboration, “Performance of missing transverse momentum reconstruction in proton-proton collisions at $\sqrt{s} = 13$ TeV using the CMS detector”, *JINST* **14** (2019) P07004, doi:10.1088/1748-0221/14/07/P07004, arXiv:1903.06078.
- [48] CMS Collaboration, “Electron and photon reconstruction and identification with the CMS experiment at the CERN LHC”, *JINST* **16** (2021) P05014, doi:10.1088/1748-0221/16/05/P05014, arXiv:2012.06888.
- [49] CMS Collaboration, “ECAL 2016 refined calibration and Run 2 summary plots”, CMS Detector Performance Note CMS-DP-2020-021, 2020.
- [50] CMS Collaboration, “Performance of the CMS muon detector and muon reconstruction with proton-proton collisions at $\sqrt{s} = 13$ TeV”, *JINST* **13** (2018) P06015, doi:10.1088/1748-0221/13/06/P06015, arXiv:1804.04528.
- [51] CMS Collaboration, “Pileup mitigation at CMS in 13 TeV data”, *JINST* **15** (2020) P09018, doi:10.1088/1748-0221/15/09/P09018, arXiv:2003.00503.
- [52] A. Bodek et al., “Extracting muon momentum scale corrections for hadron collider experiments”, *Eur. Phys. J. C* **72** (2012) 2194, doi:10.1140/epjc/s10052-012-2194-8, arXiv:1208.3710.
- [53] CMS Collaboration, “Performance of the CMS electromagnetic calorimeter in pp collisions at $\sqrt{s} = 13$ TeV”, 2024. arXiv:2403.15518.
- [54] CMS Collaboration, “The CMS statistical analysis and combination tool: COMBINE”, 2024. arXiv:2404.06614. Submitted to *Comput. Softw. Big Sci.*
- [55] CMS Collaboration, “CMS luminosity measurement for the 2017 data-taking period at $\sqrt{s} = 13$ TeV”, CMS Physics Analysis Summary CMS-PAS-LUM-17-004, 2017.
- [56] CMS Collaboration, “Luminosity measurement in proton-proton collisions at 5.02 TeV in 2017 at CMS”, CMS Physics Analysis Summary CMS-PAS-LUM-19-001, 2021.
- [57] P. Golonka and Z. Was, “PHOTOS Monte Carlo: A precision tool for QED corrections in Z and W decays”, *Eur. Phys. J. C* **45** (2006) 97, doi:10.1140/epjc/s2005-02396-4, arXiv:hep-ph/0506026.
- [58] R. Barlow and C. Beeston, “Fitting using finite Monte Carlo samples”, *Comput. Phys. Comm.* **77** (1993) 219, doi:10.1016/0010-4655(93)90005-W.

- [59] J. C. Collins, D. E. Soper, and G. Sterman, "Transverse momentum distribution in Drell-Yan pair and W and Z boson production", *Nucl. Phys. B* **250** (1985) 199, doi:10.1016/0550-3213(85)90479-1.
- [60] T. Gleisberg et al., "Event generation with SHERPA 1.1", *JHEP* **02** (2009) 007, doi:10.1088/1126-6708/2009/02/007, arXiv:0811.4622.
- [61] M. Bähr et al., "Herwig++ physics and manual", *Eur. Phys. J. C* **58** (2008) 639, doi:10.1140/epjc/s10052-008-0798-9, arXiv:0803.0883.
- [62] S. Frixione and B. R. Webber, "Matching NLO QCD computations and parton shower simulations", *JHEP* **06** (2002) 029, doi:10.1088/1126-6708/2002/06/029, arXiv:hep-ph/0204244.
- [63] C. Balázs, J.-W. Qiu, and C. P. Yuan, "Effects of QCD resummation on distributions of leptons from the decay of electroweak vector bosons", *Phys. Lett. B* **355** (1995) 548, doi:10.1016/0370-2693(95)00726-2, arXiv:hep-ph/9505203.
- [64] S. Catani, D. de Florian, G. Ferrera, and M. Grazzini, "Vector boson production at hadron colliders: transverse-momentum resummation and leptonic decay", *JHEP* **12** (2015) 047, doi:10.1007/JHEP12(2015)047, arXiv:1507.06937.
- [65] S. Camarda et al., "DYTurbo: Fast predictions for Drell-Yan processes", *Eur. Phys. J. C* **80** (2020) 251, doi:10.1140/epjc/s10052-020-7757-5, arXiv:1910.07049. [Erratum: doi:10.1140/epjc/s10052-020-7972-0].
- [66] S. Camarda, L. Cieri, and G. Ferrera, "Drell-Yan lepton-pair production: q_T resummation at N^3LL accuracy and fiducial cross sections at N^3LO ", *Phys. Rev. D* **104** (2021) L111503, doi:10.1103/PhysRevD.104.L111503, arXiv:2103.04974.
- [67] S. Camarda, L. Cieri, and G. Ferrera, "Fiducial perturbative power corrections within the q_T subtraction formalism", *Eur. Phys. J. C* **82** (2022) 575, doi:10.1140/epjc/s10052-022-10510-x, arXiv:2111.14509.
- [68] S. Camarda, L. Cieri, and G. Ferrera, "Drell-Yan lepton-pair production: q_T resummation at approximate N^4LL+N^4LO accuracy", 2023. arXiv:2303.12781.
- [69] NNPDF Collaboration, "The path to proton structure at 1% accuracy", *Eur. Phys. J. C* **82** (2022) 428, doi:10.1140/epjc/s10052-022-10328-7, arXiv:2109.02653.
- [70] T.-J. Hou et al., "New CTEQ global analysis of quantum chromodynamics with high-precision data from the LHC", *Phys. Rev. D* **103** (2021) 014013, doi:10.1103/PhysRevD.103.014013, arXiv:1912.10053.
- [71] G. P. Lepage, "A New Algorithm for Adaptive Multidimensional Integration", *J. Comput. Phys.* **27** (1978) 192, doi:10.1016/0021-9991(78)90004-9.
- [72] UA1 Collaboration, "Intermediate vector boson cross sections at the CERN super proton synchrotron collider and the number of neutrino types", *Phys. Lett. B* **198** (1987) 271, doi:10.1016/0370-2693(87)91510-3.
- [73] UA2 Collaboration, "Measurement of W and Z production cross sections at the CERN $\bar{p}p$ collider", *Z. Phys. C* **47** (1990) 11, doi:10.1007/BF01551906.



















- [74] D0 Collaboration, "Extraction of the width of the W boson from measurements of $\sigma(p\bar{p} \rightarrow W + X) \times B(W \rightarrow e\nu)$ and $\sigma(p\bar{p} \rightarrow Z + X) \times B(Z \rightarrow ee)$ and their ratio", *Phys. Rev. D* **61** (2000) 072001, doi:10.1103/PhysRevD.61.072001, arXiv:hep-ex/9906025.
- [75] CDF Collaboration, "First measurements of inclusive W and Z cross sections from Run II of the Tevatron collider", *Phys. Rev. Lett.* **94** (2005) 091803, doi:10.1103/PhysRevLett.94.091803, arXiv:hep-ex/0406078.

A The CMS Collaboration




Yerevan Physics Institute, Yerevan, Armenia

A. Hayrapetyan, A. Tumasyan¹ 














Institut für Hochenergiephysik, Vienna, Austria

W. Adam , J.W. Andrejkovic, T. Bergauer , S. Chatterjee , K. Damanakis , M. Dragicevic , P.S. Hussain , M. Jeitler² , N. Krammer , A. Li , D. Liko , I. Mikulec , J. Schieck² , R. Schöfbeck , D. Schwarz , M. Sonawane , S. Templ , W. Waltenberger , C.-E. Wulz² 

















Universiteit Antwerpen, Antwerpen, Belgium

M.R. Darwish³ , T. Janssen , P. Van Mechelen 











Vrije Universiteit Brussel, Brussel, Belgium

E.S. Bols , J. D'Hondt , S. Dansana , A. De Moor , M. Delcourt , S. Lowette , I. Makarenko , D. Müller , S. Tavernier , M. Tytgat⁴ , G.P. Van Onsem , S. Van Putte , D. Vannerom 













Université Libre de Bruxelles, Bruxelles, Belgium

B. Clerbaux , A.K. Das, G. De Lentdecker , H. Evard , L. Favart , P. Gianneios , D. Hohov , J. Jaramillo , A. Khalilzadeh, F.A. Khan , K. Lee , M. Mahdavihorrani , A. Malara , S. Paredes , L. Thomas , M. Vanden Bemden , C. Vander Velde , P. Vanlaer 


Ghent University, Ghent, Belgium

M. De Coen , D. Dobur , Y. Hong , J. Knolle , L. Lambrecht , G. Mestdach, K. Mota Amarilo , C. Rendón, A. Samalan, K. Skovpen , N. Van Den Bossche , J. van der Linden , L. Wezenbeek 



















Université Catholique de Louvain, Louvain-la-Neuve, Belgium

A. Benecke , A. Bethani , G. Bruno , C. Caputo , C. Delaere , I.S. Donertas , A. Giammanco , Sa. Jain , V. Lemaitre, J. Lidrych , P. Mastrapasqua , T.T. Tran , S. Wertz 

Centro Brasileiro de Pesquisas Fisicas, Rio de Janeiro, Brazil

G.A. Alves , E. Coelho , C. Hensel , T. Menezes De Oliveira , A. Moraes , P. Rebello Teles , M. Soeiro

Universidade do Estado do Rio de Janeiro, Rio de Janeiro, Brazil

W.L. Aldá Júnior , M. Alves Gallo Pereira , M. Barroso Ferreira Filho , H. Brandao Malbouisson , W. Carvalho , J. Chinellato⁵, E.M. Da Costa , G.G. Da Silveira⁶ , D. De Jesus Damiao , S. Fonseca De Souza , R. Gomes De Souza, J. Martins⁷ , C. Mora Herrera , L. Mundim , H. Nogima , J.P. Pinheiro , A. Santoro , A. Sznajder , M. Thiel , A. Vilela Pereira 

Universidade Estadual Paulista, Universidade Federal do ABC, São Paulo, Brazil

C.A. Bernardes⁶ , L. Calligaris , T.R. Fernandez Perez Tomei , E.M. Gregores , P.G. Mercadante , S.F. Novaes , B. Orzari , Sandra S. Padula 

Institute for Nuclear Research and Nuclear Energy, Bulgarian Academy of Sciences, Sofia, Bulgaria

A. Aleksandrov , G. Antchev , R. Hadjiiska , P. Iaydjiev , M. Misheva , M. Shopova , G. Sultanov 




University of Sofia, Sofia, Bulgaria

A. Dimitrov , L. Litov , B. Pavlov , P. Petkov , A. Petrov , E. Shumka 


Instituto De Alta Investigación, Universidad de Tarapacá, Casilla 7 D, Arica, Chile

S. Keshri , S. Thakur 












Beihang University, Beijing, China

T. Cheng , T. Javaid , L. Yuan 

Department of Physics, Tsinghua University, Beijing, China

Z. Hu , J. Liu, K. Yi^{8,9} 


Institute of High Energy Physics, Beijing, China

G.M. Chen¹⁰ , H.S. Chen¹⁰ , M. Chen¹⁰ , F. Iemmi , C.H. Jiang, A. Kapoor¹¹ , H. Liao , Z.-A. Liu¹² , R. Sharma¹³ , J.N. Song¹², J. Tao , C. Wang¹⁰, J. Wang , Z. Wang¹⁰, H. Zhang 

State Key Laboratory of Nuclear Physics and Technology, Peking University, Beijing, China

A. Agapitos , Y. Ban , A. Levin , C. Li , Q. Li , Y. Mao, S.J. Qian , X. Sun , D. Wang , H. Yang, L. Zhang , C. Zhou 

Sun Yat-Sen University, Guangzhou, China

Z. You 

University of Science and Technology of China, Hefei, China

K. Jaffel , N. Lu 

Nanjing Normal University, Nanjing, China

G. Bauer¹⁴

Institute of Modern Physics and Key Laboratory of Nuclear Physics and Ion-beam Application (MOE) - Fudan University, Shanghai, China

X. Gao¹⁵ 





Zhejiang University, Hangzhou, Zhejiang, China

Z. Lin , C. Lu , M. Xiao 





Universidad de Los Andes, Bogota, Colombia

C. Avila , D.A. Barbosa Trujillo, A. Cabrera , C. Florez , J. Fraga , J.A. Reyes Vega

Universidad de Antioquia, Medellin, Colombia

J. Mejia Guisao , F. Ramirez , M. Rodriguez , J.D. Ruiz Alvarez 

University of Split, Faculty of Electrical Engineering, Mechanical Engineering and Naval Architecture, Split, Croatia

D. Giljanovic , N. Godinovic , D. Lelas , A. Sculac 









University of Split, Faculty of Science, Split, Croatia






































































M. Kovac , T. Sculac 

Institute Rudjer Boskovic, Zagreb, Croatia

P. Bargassa , V. Brigljevic , B.K. Chitroda , D. Ferencek , K. Jakovcic, S. Mishra , A. Starodumov¹⁶ , T. Susa 

University of Cyprus, Nicosia, Cyprus

A. Attikis , K. Christoforou , A. Hadjiagapiou, S. Konstantinou , J. Mousa , C. Nicolaou, F. Ptochos , P.A. Razis , H. Rykaczewski, H. Saka , A. Stepennov 































Charles University, Prague, Czech RepublicM. Finger , M. Finger Jr. , A. Kveton **Escuela Politecnica Nacional, Quito, Ecuador**E. Ayala **Universidad San Francisco de Quito, Quito, Ecuador**E. Carrera Jarrin **Academy of Scientific Research and Technology of the Arab Republic of Egypt, Egyptian Network of High Energy Physics, Cairo, Egypt**S. Elgammal¹⁷, A. Ellithi Kamel¹⁸**Center for High Energy Physics (CHEP-FU), Fayoum University, El-Fayoum, Egypt**A. Lotfy , M.A. Mahmoud **National Institute of Chemical Physics and Biophysics, Tallinn, Estonia**K. Ehataht , M. Kadastik, T. Lange , S. Nandan , C. Nielsen , J. Pata , M. Raidal , L. Tani , C. Veelken **Department of Physics, University of Helsinki, Helsinki, Finland**H. Kirschenmann , K. Osterberg , M. Voutilainen **Helsinki Institute of Physics, Helsinki, Finland**S. Bharthuar , E. Brücken , F. Garcia , K.T.S. Kallonen , R. Kinnunen, T. Lampén , K. Lassila-Perini , S. Lehti , T. Lindén , L. Martikainen , M. Myllymäki , M.m. Rantanen , H. Siikonen , E. Tuominen , J. Tuominiemi **Lappeenranta-Lahti University of Technology, Lappeenranta, Finland**P. Luukka , H. Petrow **IRFU, CEA, Université Paris-Saclay, Gif-sur-Yvette, France**M. Besancon , F. Couderc , M. Dejardin , D. Denegri, J.L. Faure, F. Ferri , S. Ganjour , P. Gras , G. Hamel de Monchenault , V. Lohezic , J. Malcles , J. Rander, A. Rosowsky , M.Ö. Sahin , A. Savoy-Navarro¹⁹ , P. Simkina , M. Titov , M. Tornago **Laboratoire Leprince-Ringuet, CNRS/IN2P3, Ecole Polytechnique, Institut Polytechnique de Paris, Palaiseau, France**F. Beaudette , A. Buchot Perraguin , P. Busson , A. Cappati , C. Charlot , M. Chiusi , F. Damas , O. Davignon , A. De Wit , I.T. Ehle , B.A. Fontana Santos Alves , S. Ghosh , A. Gilbert , R. Granier de Cassagnac , A. Hakimi , B. Harikrishnan , L. Kalipoliti , G. Liu , J. Motta , M. Nguyen , C. Ochando , L. Portales , R. Salerno , J.B. Sauvan , Y. Sirois , A. Tarabini , E. Vernazza , A. Zabi , A. Zghiche **Université de Strasbourg, CNRS, IPHC UMR 7178, Strasbourg, France**J.-L. Agram²⁰ , J. Andrea , D. Apparú , D. Bloch , J.-M. Brom , E.C. Chabert , C. Collard , S. Falke , U. Goerlach , C. Grimault, R. Haeberle , A.-C. Le Bihan , M. Meena , G. Saha , M.A. Sessini , P. Van Hove **Institut de Physique des 2 Infinis de Lyon (IP2I), Villeurbanne, France**S. Beauceron , B. Blancon , G. Boudoul , N. Chanon , J. Choi , D. Contardo , P. Depasse , C. Dozen²¹ , H. El Mamouni, J. Fay , S. Gascon , M. Gouzevitch , C. Greenberg, G. Grenier , B. Ille , I.B. Laktineh, M. Lethuillier , L. Mirabito, S. Perries, A. Purohit , M. Vander Donckt , P. Verdier , J. Xiao **Georgian Technical University, Tbilisi, Georgia**

G. Adamov, I. Lomidze , Z. Tsamalaidze¹⁶ 

RWTH Aachen University, I. Physikalisches Institut, Aachen, Germany

V. Botta , L. Feld , K. Klein , M. Lipinski , D. Meuser , A. Pauls , N. Röwert ,
M. Teroerde 

RWTH Aachen University, III. Physikalisches Institut A, Aachen, Germany

S. Diekmann , A. Dodonova , N. Eich , D. Eliseev , F. Engelke , J. Erdmann ,
M. Erdmann , P. Fackeldey , B. Fischer , T. Hebbeker , K. Hoepfner , F. Ivone ,
A. Jung , M.y. Lee , F. Mausolf , M. Merschmeyer , A. Meyer , S. Mukherjee ,
D. Noll , F. Nowotny, A. Pozdnyakov , Y. Rath, W. Redjeb , F. Rehm, H. Reithler ,
U. Sarkar , V. Sarkisovi , A. Schmidt , A. Sharma , J.L. Spah , A. Stein ,
F. Torres Da Silva De Araujo²² , S. Wiedenbeck , S. Zaleski








































RWTH Aachen University, III. Physikalisches Institut B, Aachen, Germany

C. Dziwok , G. Flügge , W. Haj Ahmad²³ , T. Kress , A. Nowack , O. Pooth ,
A. Stahl , T. Ziemons , A. Zotz 



Deutsches Elektronen-Synchrotron, Hamburg, Germany

H. Aarup Petersen , M. Aldaya Martin , J. Alimena , S. Amoroso, Y. An , S. Baxter ,
M. Bayatmakou , H. Becerril Gonzalez , O. Behnke , A. Belvedere , S. Bhattacharya ,
F. Blekman²⁴ , K. Borras²⁵ , A. Campbell , A. Cardini , C. Cheng, F. Colombina ,
S. Consuegra Rodríguez , G. Correia Silva , M. De Silva , G. Eckerlin, D. Eckstein ,
L.I. Estevez Banos , O. Filatov , E. Gallo²⁴ , A. Geiser , A. Giraldi , V. Guglielmi ,
M. Guthoff , A. Hinzmann , A. Jafari²⁶ , L. Jeppe , N.Z. Jomhari , B. Kaech ,
M. Kasemann , C. Kleinwort , R. Kogler , M. Komm , D. Krücker , W. Lange,
D. Leyva Pernia , K. Lipka²⁷ , W. Lohmann²⁸ , R. Mankel , I.-A. Melzer-Pellmann ,
M. Mendizabal Morentin , A.B. Meyer , G. Milella , A. Mussgiller , L.P. Nair ,
A. Nürnberg , Y. Otarid, J. Park , D. Pérez Adán , E. Ranken , A. Raspereza ,
B. Ribeiro Lopes , J. Rübenach, A. Saggio , M. Scham^{29,25} , S. Schnake²⁵ , P. Schütze ,
C. Schwanenberger²⁴ , D. Selivanova , K. Sharko , M. Shchedrolosiev , R.E. Sosa Ric-
cardo , D. Stafford, F. Vazzoler , A. Ventura Barroso , R. Walsh , Q. Wang , Y. Wen ,
K. Wichmann, L. Wiens²⁵ , C. Wissing , Y. Yang , A. Zimmermann Castro Santos 

University of Hamburg, Hamburg, Germany

A. Albrecht , S. Albrecht , M. Antonello , S. Bein , L. Benato , S. Bollweg,
M. Bonanomi , P. Connor , K. El Morabit , Y. Fischer , E. Garutti , A. Grohsjean ,
J. Haller , H.R. Jabusch , G. Kasieczka , P. Keicher, R. Klanner , W. Korcari ,
T. Kramer , V. Kutzner , F. Labe , J. Lange , A. Lobanov , C. Matthies , A. Mehta ,
L. Moureaux , M. Mrowietz, A. Nigamova , Y. Nissan, A. Paasch , K.J. Pena Rodriguez ,
T. Quadfasel , B. Raciti , M. Rieger , D. Savoio , J. Schindler , P. Schleper ,
M. Schröder , J. Schwandt , M. Sommerhalder , H. Stadie , G. Steinbrück , A. Tews,
M. Wolf 

Karlsruher Institut fuer Technologie, Karlsruhe, Germany

S. Brommer , M. Burkart, E. Butz , T. Chwalek , A. Dierlamm , A. Droll, N. Fal-
termann , M. Giffels , A. Gottmann , F. Hartmann³⁰ , R. Hofsaess , M. Horzela ,
U. Husemann , J. Kieseler , M. Klute , R. Koppenhöfer , J.M. Lawhorn , M. Link,
A. Lintuluoto , B. Maier , S. Maier , S. Mitra , M. Mormile , Th. Müller , M. Neukum,
M. Oh , E. Pfeffer , M. Presilla , G. Quast , K. Rabbertz , B. Regnery , N. Shadskiy ,
I. Shvetsov , H.J. Simonis , M. Toms , N. Trevisani , R.F. Von Cube , M. Wassmer ,
S. Wieland , F. Wittig, R. Wolf , X. Zuo 

Institute of Nuclear and Particle Physics (INPP), NCSR Demokritos, Aghia Paraskevi, Greece

G. Anagnostou, G. Daskalakis , A. Kyriakis, A. Papadopoulos³⁰, A. Stakia 

National and Kapodistrian University of Athens, Athens, Greece

P. Kontaxakis , G. Melachroinos, Z. Painesis , A. Panagiotou, I. Papavergou , I. Paraskevas , N. Saoulidou , K. Theofilatos , E. Tziaferi , K. Vellidis , I. Zisopoulos 







National Technical University of Athens, Athens, Greece

G. Bakas , T. Chatzistavrou, G. Karapostoli , K. Kousouris , I. Papakrivopoulos , E. Siamarkou, G. Tsipolitis , A. Zacharopoulou

University of Ioánnina, Ioánnina, Greece

K. Adamidis, I. Bestintzanos, I. Evangelou , C. Foudas, C. Kamtsikis, P. Katsoulis, P. Kokkas , P.G. Kosmoglou Kioseoglou , N. Manthos , I. Papadopoulos , J. Strologas 

HUN-REN Wigner Research Centre for Physics, Budapest, Hungary

M. Bartók³¹ , C. Hajdu , D. Horvath^{32,33} , K. Márton, A.J. Rádli³⁴ , F. Sikler , V. Veszpremi 

MTA-ELTE Lendület CMS Particle and Nuclear Physics Group, Eötvös Loránd University, Budapest, Hungary

M. Csanád , K. Farkas , M.M.A. Gadallah³⁵ , Á. Kadlecik , P. Major , K. Mandal , G. Pásztor , G.I. Veres 




Faculty of Informatics, University of Debrecen, Debrecen, Hungary

L. Olah , P. Raics, B. Ujvari 















Institute of Nuclear Research ATOMKI, Debrecen, Hungary

G. Bencze, S. Czellar, J. Molnar, Z. Szillasi

Karoly Robert Campus, MATE Institute of Technology, Gyongyos, Hungary

T. Csorgo³⁶ , F. Nemes³⁶ , T. Novak 





Panjab University, Chandigarh, India

J. Babbar , S. Bansal , S.B. Beri, V. Bhatnagar , G. Chaudhary , S. Chauhan , N. Dhingra³⁷ , A. Kaur , A. Kaur , H. Kaur , M. Kaur , S. Kumar , K. Sandeep , T. Sheokand, J.B. Singh , A. Singla 














University of Delhi, Delhi, India

A. Ahmed , A. Bhardwaj , A. Chhetri , B.C. Choudhary , A. Kumar , A. Kumar , M. Naimuddin , K. Ranjan , S. Saumya 



Saha Institute of Nuclear Physics, HBNI, Kolkata, India

S. Baradia , S. Barman³⁸ , S. Bhattacharya , S. Dutta , S. Dutta, S. Sarkar

Indian Institute of Technology Madras, Madras, India







M.M. Ameen , P.K. Behera , S.C. Behera , S. Chatterjee , P. Jana , P. Kalbhor , J.R. Komaragiri³⁹ , D. Kumar³⁹ , P.R. Pujahari , N.R. Saha , A. Sharma , A.K. Sikdar , S. Verma 

Tata Institute of Fundamental Research-A, Mumbai, India












S. Dugad, M. Kumar , G.B. Mohanty , P. Suryadevara

Tata Institute of Fundamental Research-B, Mumbai, India










A. Bala , S. Banerjee , R.M. Chatterjee, R.K. Dewanjee⁴⁰ , M. Guchait , Sh. Jain 

A. Jaiswal, S. Karmakar , S. Kumar , G. Majumder , K. Mazumdar , S. Parolia , A. Thachayath 




National Institute of Science Education and Research, An OCC of Homi Bhabha National Institute, Bhubaneswar, Odisha, India

S. Bahinipati⁴¹ , C. Kar , D. Maity⁴² , P. Mal , T. Mishra , V.K. Muraleedharan Nair Bindhu⁴² , K. Naskar⁴² , A. Nayak⁴² , P. Sadangi, S.K. Swain , S. Varghese⁴² , D. Vats⁴² 

Indian Institute of Science Education and Research (IISER), Pune, India

S. Acharya⁴³ , A. Alpana , S. Dube , B. Gomber⁴³ , B. Kansal , A. Laha , B. Sahu⁴³ , S. Sharma , K.Y. Vaish 

Isfahan University of Technology, Isfahan, Iran

H. Bakhshiansohi⁴⁴ , E. Khazaie⁴⁵ , M. Zeinali⁴⁶ 

































Institute for Research in Fundamental Sciences (IPM), Tehran, Iran

S. Chenarani⁴⁷ , S.M. Etesami , M. Khakzad , M. Mohammadi Najafabadi 




























University College Dublin, Dublin, Ireland

M. Grunewald 

INFN Sezione di Bari^a, Università di Bari^b, Politecnico di Bari^c, Bari, Italy

M. Abbrescia^{a,b} , R. Aly^{a,c,48} , A. Colaleo^{a,b} , D. Creanza^{a,c} , B. D'Anzi^{a,b} , N. De Filippis^{a,c} , M. De Palma^{a,b} , A. Di Florio^{a,c} , W. Elmetenawee^{a,b,48} , L. Fiore^a , G. Iaselli^{a,c} , M. Louka^{a,b} , G. Maggi^{a,c} , M. Maggi^a , I. Margjeka^{a,b} , V. Mastrapasqua^{a,b} , S. My^{a,b} , S. Nuzzo^{a,b} , A. Pellicchia^{a,b} , A. Pompili^{a,b} , G. Pugliese^{a,c} , R. Radogna^a , G. Ramirez-Sanchez^{a,c} , D. Ramos^a , A. Ranieri^a , L. Silvestris^a , F.M. Simone^{a,b} , Ü. Sözbilir^a , A. Stamerra^a , R. Venditti^a , P. Verwilligen^a , A. Zaza^{a,b} 




















INFN Sezione di Bologna^a, Università di Bologna^b, Bologna, Italy

G. Abbiendi^a , C. Battilana^{a,b} , L. Borgonovi^a , R. Campanini^{a,b} , P. Capiluppi^{a,b} , A. Castro^{a,b} , F.R. Cavallo^a , M. Cuffiani^{a,b} , G.M. Dallavalle^a , T. Diotallevi^{a,b} , F. Fabbri^a , A. Fanfani^{a,b} , D. Fasanella^{a,b} , P. Giacomelli^a , L. Giommi^{a,b} , C. Grandi^a , L. Guiducci^{a,b} , S. Lo Meo^{a,49} , L. Lunerti^{a,b} , S. Marcellini^a , G. Masetti^a , F.L. Navarria^{a,b} , A. Perrotta^a , F. Primavera^{a,b} , A.M. Rossi^{a,b} , T. Rovelli^{a,b} , G.P. Siroli^{a,b} 

INFN Sezione di Catania^a, Università di Catania^b, Catania, Italy

S. Costa^{a,b,50} , A. Di Mattia^a , R. Potenza^{a,b} , A. Tricomi^{a,b,50} , C. Tuve^{a,b} 

INFN Sezione di Firenze^a, Università di Firenze^b, Firenze, Italy

P. Assiouras^a , G. Barbagli^a , G. Bardelli^{a,b} , B. Camaiani^{a,b} , A. Cassese^a , R. Ceccarelli^a , V. Ciulli^{a,b} , C. Civinini^a , R. D'Alessandro^{a,b} , E. Focardi^{a,b} , T. Kello^a , G. Latino^{a,b} , P. Lenzi^{a,b} , M. Lizzo^a , M. Meschini^a , S. Paoletti^a , A. Papanastassiou^{a,b} , G. Sguazzoni^a , L. Viliani^a 
















INFN Laboratori Nazionali di Frascati, Frascati, Italy

L. Benussi , S. Bianco , S. Meola⁵¹ , D. Piccolo 

INFN Sezione di Genova^a, Università di Genova^b, Genova, Italy

P. Chatagnon^a , F. Ferro^a , E. Robutti^a , S. Tosi^{a,b} 















INFN Sezione di Milano-Bicocca^a, Università di Milano-Bicocca^b, Milano, Italy

A. Benaglia^a , G. Boldrini^{a,b} , F. Brivio^a , F. Cetorelli^a , F. De Guio^{a,b} , M.E. Dinardo^{a,b} , P. Dini^a , S. Gennai^a , R. Gerosa^{a,b} , A. Ghezzi^{a,b} , P. Govoni^{a,b} , L. Guzzi^a , M.T. Lucchini^{a,b} , M. Malberti^a , S. Malvezzi^a , A. Massironi^a , D. Menasce^a , L. Moroni^a , M. Paganoni^{a,b} , D. Pedrini^a , B.S. Pinolini^a, S. Ragazzi^{a,b} , T. Tabarelli de Fatis^{a,b} , D. Zuolo^a











INFN Sezione di Napoli^a, Università di Napoli 'Federico II'^b, Napoli, Italy; Università della Basilicata^c, Potenza, Italy; Scuola Superiore Meridionale (SSM)^d, Napoli, Italy

S. Buontempo^a , A. Cagnotta^{a,b} , F. Carnevali^{a,b}, N. Cavallo^{a,c} , F. Fabozzi^{a,c} , A.O.M. Iorio^{a,b} , L. Lista^{a,b,52} , P. Paolucci^{a,30} , B. Rossi^a , C. Sciacca^{a,b} 













INFN Sezione di Padova^a, Università di Padova^b, Padova, Italy; Università di Trento^c, Trento, Italy

R. Ardino^a , P. Azzi^a , N. Bacchetta^{a,53} , D. Bisello^{a,b} , P. Bortignon^a , G. Bortolato^{a,b}, A. Bragagnolo^{a,b} , R. Carlin^{a,b} , P. Checchia^a , T. Dorigo^a , F. Gasparini^{a,b} , U. Gasparini^{a,b} , F. Gonella^a , A. Gozzelino^a , E. Lusiani^a , M. Margoni^{a,b} , F. Marini^a , M. Migliorini^{a,b} , J. Pazzini^{a,b} , P. Ronchese^{a,b} , R. Rossin^{a,b} , F. Simonetto^{a,b} , G. Strong^a , M. Tosi^{a,b} , A. Triossi^{a,b} , S. Ventura^a , H. Yarar^{a,b}, M. Zanetti^{a,b} , P. Zotto^{a,b} , A. Zucchetta^{a,b}















INFN Sezione di Pavia^a, Università di Pavia^b, Pavia, Italy

S. Abu Zeid^{a,54} , C. Aimè^{a,b} , A. Braghieri^a , S. Calzaferri^a , D. Fiorina^a , P. Montagna^{a,b} , V. Re^a , C. Riccardi^{a,b} , P. Salvini^a , I. Vai^{a,b} , P. Vitulo^{a,b} 















INFN Sezione di Perugia^a, Università di Perugia^b, Perugia, Italy

S. Ajmal^{a,b} , G.M. Bilei^a , D. Ciangottini^{a,b} , L. Fanò^{a,b} , M. Magherini^{a,b} , G. Mantovani^{a,b}, V. Mariani^{a,b} , M. Menichelli^a , F. Moscatelli^{a,55} , A. Rossi^{a,b} , A. Santocchia^{a,b} , D. Spiga^a , T. Tedeschi^{a,b} 















INFN Sezione di Pisa^a, Università di Pisa^b, Scuola Normale Superiore di Pisa^c, Pisa, Italy; Università di Siena^d, Siena, Italy











P. Asenov^{a,b} , P. Azzurri^a , G. Bagliesi^a , R. Bhattacharya^a , L. Bianchini^{a,b} , T. Boccali^a , E. Bossini^a , D. Bruschini^{a,c} , R. Castaldi^a , M.A. Ciocci^{a,b} , M. Cipriani^{a,b} , V. D'Amante^{a,d} , R. Dell'Orso^a , S. Donato^a , A. Giassi^a , F. Ligabue^{a,c} , D. Matos Figueiredo^a , A. Messineo^{a,b} , M. Musich^{a,b} , F. Palla^a , A. Rizzi^{a,b} , G. Rolandi^{a,c} , S. Roy Chowdhury^a , T. Sarkar^a , A. Scribano^a , P. Spagnolo^a , R. Tenchini^a , G. Tonelli^{a,b} , N. Turini^{a,d} , F. Vaselli^{a,c} , A. Venturi^a , P.G. Verdini^a

INFN Sezione di Roma^a, Sapienza Università di Roma^b, Roma, Italy







C. Baldenegro Barrera^{a,b} , P. Barria^a , C. Basile^{a,b} , M. Campana^{a,b} , F. Cavallari^a , L. Cunqueiro Mendez^{a,b} , D. Del Re^{a,b} , E. Di Marco^a , M. Diemoz^a , F. Errico^{a,b} , E. Longo^{a,b} , P. Meridiani^a , J. Mijuskovic^{a,b} , G. Organtini^{a,b} , F. Pandolfi^a , R. Paramatti^{a,b} , C. Quaranta^{a,b} , S. Rahatlou^{a,b} , C. Rovelli^a , F. Santanastasio^{a,b} , L. Soffi^a

INFN Sezione di Torino^a, Università di Torino^b, Torino, Italy; Università del Piemonte Orientale^c, Novara, Italy

N. Amapane^{a,b} , R. Arcidiacono^{a,c} , S. Argiro^{a,b} , M. Arneodo^{a,c} , N. Bartosik^a , R. Bellan^{a,b} , A. Bellora^{a,b} , C. Biino^a , C. Borca^{a,b} , N. Cartiglia^a , M. Costa^{a,b} , R. Covarelli^{a,b} , N. Demaria^a , L. Finco^a , M. Grippo^{a,b} , B. Kiani^{a,b} , F. Legger^a , F. Luongo^{a,b} , C. Mariotti^a , L. Markovic^{a,b} , S. Maselli^a , A. Mecca^{a,b} , E. Migliore^{a,b} , M. Monteno^a , R. Mulargia^a , M.M. Obertino^{a,b} , G. Ortona^a

L. Pacher^{a,b} , N. Pastrone^a , M. Pelliccioni^a , M. Ruspa^{a,c} , F. Siviero^{a,b} ,
V. Sola^{a,b} , A. Solano^{a,b} , A. Staiano^a , C. Tarricone^{a,b} , D. Trocino^a , G. Umoret^{a,b} ,
E. Vlasov^{a,b} , R. White^a 


INFN Sezione di Trieste^a, Università di Trieste^b, Trieste, Italy

S. Belforte^a , V. Candelise^{a,b} , M. Casarsa^a , F. Cossutti^a , K. De Leo^a ,
G. Della Ricca^{a,b} 


Kyungpook National University, Daegu, Korea

S. Dogra , J. Hong , C. Huh , B. Kim , D.H. Kim , J. Kim, H. Lee, S.W. Lee ,
C.S. Moon , Y.D. Oh , M.S. Ryu , S. Sekmen , Y.C. Yang 

Department of Mathematics and Physics - GWNU, Gangneung, Korea

M.S. Kim 

Chonnam National University, Institute for Universe and Elementary Particles, Kwangju, Korea

G. Bak , P. Gwak , H. Kim , D.H. Moon 

Hanyang University, Seoul, Korea

E. Asilar , D. Kim , T.J. Kim , J.A. Merlin

Korea University, Seoul, Korea

S. Choi , S. Han, B. Hong , K. Lee, K.S. Lee , S. Lee , J. Park, S.K. Park, J. Yoo 

Kyung Hee University, Department of Physics, Seoul, Korea

J. Goh , S. Yang 








Sejong University, Seoul, Korea

H. S. Kim , Y. Kim, S. Lee



Seoul National University, Seoul, Korea

J. Almond, J.H. Bhyun, J. Choi , W. Jun , J. Kim , S. Ko , H. Kwon , H. Lee , J. Lee ,
J. Lee , B.H. Oh , S.B. Oh , H. Seo , U.K. Yang, I. Yoon

University of Seoul, Seoul, Korea

W. Jang , D.Y. Kang, Y. Kang , S. Kim , B. Ko, J.S.H. Lee , Y. Lee , I.C. Park , Y. Roh,
I.J. Watson 

Yonsei University, Department of Physics, Seoul, Korea

S. Ha , H.D. Yoo 





Sungkyunkwan University, Suwon, Korea

M. Choi , M.R. Kim , H. Lee, Y. Lee , I. Yu 


**College of Engineering and Technology, American University of the Middle East (AUM),
Dasman, Kuwait**

T. Beyrouthy

Riga Technical University, Riga, Latvia

K. Dreimanis , A. Gaile , G. Pikurs, A. Potrebko , M. Seidel 

University of Latvia (LU), Riga, Latvia

N.R. Strautnieks 







Vilnius University, Vilnius, Lithuania

M. Ambrozas , A. Juodagalvis , A. Rinkevicius , G. Tamulaitis 







National Centre for Particle Physics, Universiti Malaya, Kuala Lumpur, Malaysia

N. Bin Norjoharuddeen , I. Yusuff⁵⁶ , Z. Zolkapli

Universidad de Sonora (UNISON), Hermosillo, Mexico

J.F. Benitez , A. Castaneda Hernandez , H.A. Encinas Acosta, L.G. Gallegos Maríñez, M. León Coello , J.A. Murillo Quijada , A. Sehrawat , L. Valencia Palomo 

Centro de Investigacion y de Estudios Avanzados del IPN, Mexico City, Mexico

G. Ayala , H. Castilla-Valdez , H. Crotte Ledesma, E. De La Cruz-Burelo , I. Heredia-De La Cruz⁵⁷ , R. Lopez-Fernandez , C.A. Mondragon Herrera, A. Sánchez Hernández 

Universidad Iberoamericana, Mexico City, Mexico

C. Oropeza Barrera , M. Ramírez García 

Benemerita Universidad Autonoma de Puebla, Puebla, Mexico

I. Bautista , I. Pedraza , H.A. Salazar Ibarguen , C. Uribe Estrada 





University of Montenegro, Podgorica, Montenegro

I. Bubanja , N. Raicevic 

University of Canterbury, Christchurch, New Zealand

P.H. Butler 

National Centre for Physics, Quaid-I-Azam University, Islamabad, Pakistan

A. Ahmad , M.I. Asghar, A. Awais , M.I.M. Awan, H.R. Hoorani , W.A. Khan 







AGH University of Krakow, Faculty of Computer Science, Electronics and Telecommunications, Krakow, Poland

V. Avati, L. Grzanka , M. Malawski 

National Centre for Nuclear Research, Swierk, Poland

H. Bialkowska , M. Bluj , B. Boimska , M. Górski , M. Kazana , M. Szeper , P. Zalewski 

















Institute of Experimental Physics, Faculty of Physics, University of Warsaw, Warsaw, Poland

K. Bunkowski , K. Doroba , A. Kalinowski , M. Konecki , J. Krolikowski , A. Muhammad 

Warsaw University of Technology, Warsaw, Poland

K. Pozniak , W. Zabolotny 

Laboratório de Instrumentação e Física Experimental de Partículas, Lisboa, Portugal

M. Araujo , D. Bastos , C. Beirão Da Cruz E Silva , A. Boletti , M. Bozzo , T. Camporesi , G. Da Molin , P. Faccioli , M. Gallinaro , J. Hollar , N. Leonardo , T. Niknejad , A. Petrilli , M. Pisano , J. Seixas , J. Varela , J.W. Wulff













Faculty of Physics, University of Belgrade, Belgrade, Serbia

















P. Adzic , P. Milenovic 

VINCA Institute of Nuclear Sciences, University of Belgrade, Belgrade, Serbia

M. Dordevic , J. Milosevic , V. Rekovic

Centro de Investigaciones Energéticas Medioambientales y Tecnológicas (CIEMAT), Madrid, Spain















M. Aguilar-Benitez, J. Alcaraz Maestre , Cristina F. Bedoya , Oliver M. Carretero , M. Cepeda , M. Cerrada , N. Colino , B. De La Cruz , A. Delgado Peris , A. Escalante Del Valle , D. Fernández Del Val , J.P. Fernández Ramos , J. Flix 

M.C. Fouz , O. Gonzalez Lopez , S. Goy Lopez , J.M. Hernandez , M.I. Josa , D. Moran , C. M. Morcillo Perez , Á. Navarro Tobar , C. Perez Dengra , A. Pérez-Calero Yzquierdo , J. Puerta Pelayo , I. Redondo , D.D. Redondo Ferrero , L. Romero, S. Sánchez Navas , L. Urda Gómez , J. Vazquez Escobar , C. Willmott



















Universidad Autónoma de Madrid, Madrid, Spain

J.F. de Trocóniz 

Universidad de Oviedo, Instituto Universitario de Ciencias y Tecnologías Espaciales de Asturias (ICTEA), Oviedo, Spain

B. Alvarez Gonzalez , J. Cuevas , J. Fernandez Menendez , S. Folgueras , I. Gonzalez Caballero , J.R. González Fernández , P. Leguina , E. Palencia Cortezon , C. Ramón Álvarez , V. Rodríguez Bouza , A. Soto Rodríguez , A. Trapote , C. Vico Villalba , P. Vischia 


Instituto de Física de Cantabria (IFCA), CSIC-Universidad de Cantabria, Santander, Spain

S. Bhowmik , S. Blanco Fernández , J.A. Brochero Cifuentes , I.J. Cabrillo , A. Calderon , J. Duarte Campderros , M. Fernandez , G. Gomez , C. Lasiosa García , C. Martinez Rivero , P. Martinez Ruiz del Arbol , F. Matorras , P. Matorras Cuevas , E. Navarrete Ramos , J. Piedra Gomez , L. Scodellaro , I. Vila , J.M. Vizan Garcia 


University of Colombo, Colombo, Sri Lanka

M.K. Jayananda , B. Kailasapathy⁵⁸ , D.U.J. Sonnadara , D.D.C. Wickramarathna 









University of Ruhuna, Department of Physics, Matara, Sri Lanka

W.G.D. Dharmaratna⁵⁹ , K. Liyanage , N. Perera , N. Wickramage 






















CERN, European Organization for Nuclear Research, Geneva, Switzerland















D. Abbaneo , C. Amendola , E. Auffray , G. Auzinger , J. Baechler, D. Barney , A. Bermúdez Martínez , M. Bianco , B. Bilin , A.A. Bin Anuar , A. Bocci , C. Botta , E. Brondolin , C. Caillol , G. Cerminara , N. Chernyavskaya , D. d'Enterria , A. Dabrowski , A. David , A. De Roeck , M.M. Defranchis , M. Deile , M. Dobson , L. Forthomme , G. Franzoni , W. Funk , S. Giani, D. Gigi, K. Gill , F. Glege , L. Gouskos , M. Haranko , J. Hegeman , B. Huber, V. Innocente , T. James , P. Janot , O. Kaluzinska , S. Laurila , P. Lecoq , E. Leutgeb , C. Lourenço , L. Malgeri , M. Mannelli , A.C. Marini , M. Matthewman, F. Meijers , S. Mersi , E. Meschi , V. Milosevic , F. Monti , F. Moortgat , M. Mulders , I. Neutelings , S. Orfanelli, F. Pantaleo , G. Petrucciani , A. Pfeiffer , M. Pierini , D. Piparo , H. Qu , D. Rabadý , M. Rovere , H. Sakulin , S. Scarfi , C. Schwick, M. Selvaggi , A. Sharma , K. Shchelina , P. Silva , P. Sphicas⁶⁰ , A.G. Stahl Leitner , A. Steen , S. Summers , D. Treille , P. Tropea , A. Tsirou, D. Walter , J. Wanczyk⁶¹ , J. Wang, S. Wuchterl , P. Zehetner , P. Zejdl , W.D. Zeuner

Paul Scherrer Institut, Villigen, Switzerland





















T. Bevilacqua⁶² , L. Caminada⁶² , A. Ebrahimi , W. Erdmann , R. Horisberger , Q. Ingram , H.C. Kaestli , D. Kotlinski , C. Lange , M. Missiroli⁶² , L. Noehte⁶² , T. Rohe 

ETH Zurich - Institute for Particle Physics and Astrophysics (IPA), Zurich, Switzerland




T.K. Aarrestad , K. Androsov⁶¹ , M. Backhaus , A. Calandri , C. Cazzaniga , K. Datta , A. De Cosa , G. Dissertori , M. Dittmar, M. Donegà , F. Eble , M. Galli , K. Gedia , F. Glessgen , C. Grab , N. Härringer , T.G. Harte, D. Hits , W. Lustermann , A.-M. Lyon , R.A. Manzoni , M. Marchegiani , L. Marchese 

C. Martin Perez , A. Mascellani⁶¹ , F. Nessi-Tedaldi , F. Pauss , V. Perovic , S. Pigazzini , C. Reissel , T. Reitenspiess , B. Ristic , F. Riti , R. Seidita , J. Steggemann⁶¹ , D. Valsecchi , R. Wallny 












Universität Zürich, Zurich, Switzerland

C. Amsler⁶³ , P. Bärtschi , M.F. Canelli , K. Cormier , J.K. Heikkilä , M. Huwiler , W. Jin , A. Jofrehei , B. Kilminster , S. Leontsinis , S.P. Liechti , A. Macchiolo , P. Meiring , U. Molinatti , A. Reimers , P. Robmann, S. Sanchez Cruz , M. Senger , F. Stäger , Y. Takahashi , R. Tramontano 




National Central University, Chung-Li, Taiwan

C. Adloff⁶⁴, D. Bhowmik, C.M. Kuo, W. Lin, P.K. Rout , P.C. Tiwari³⁹ , S.S. Yu 




















National Taiwan University (NTU), Taipei, Taiwan

L. Ceard, Y. Chao , K.F. Chen , P.s. Chen, Z.g. Chen, A. De Iorio , W.-S. Hou , T.h. Hsu, Y.w. Kao, R. Khurana, G. Kole , Y.y. Li , R.-S. Lu , E. Paganis , X.f. Su , J. Thomas-Wilsker , L.s. Tsai, H.y. Wu, E. Yazgan 


High Energy Physics Research Unit, Department of Physics, Faculty of Science, Chulalongkorn University, Bangkok, Thailand

C. Asawatangtrakuldee , N. Srimanobhas , V. Wachirapusanand 

Çukurova University, Physics Department, Science and Art Faculty, Adana, Turkey

D. Agyel , F. Boran , Z.S. Demiroglu , F. Dolek , I. Dumanoglu⁶⁵ , E. Eskut , Y. Guler⁶⁶ , E. Gurpinar Guler⁶⁶ , C. Isik , O. Kara, A. Kayis Topaksu , U. Kiminsu , G. Onengut , K. Ozdemir⁶⁷ , A. Polatoz , B. Tali⁶⁸ , U.G. Tok , S. Turkcapar , E. Uslan , I.S. Zorbakir 

Middle East Technical University, Physics Department, Ankara, Turkey

M. Yalvac⁶⁹ 

Bogazici University, Istanbul, Turkey

B. Akgun , I.O. Atakisi , E. Gülmez , M. Kaya⁷⁰ , O. Kaya⁷¹ , S. Tekten⁷² 



Istanbul Technical University, Istanbul, Turkey

A. Cakir , K. Cankocak^{65,73} , G.G. Dincer , Y. Komurcu , S. Sen⁷⁴ 

Istanbul University, Istanbul, Turkey

O. Aydilek²³ , S. Cerci⁶⁸ , V. Epshteyn , B. Hacisahinoglu , I. Hos⁷⁵ , B. Kaynak , S. Ozkorucuklu , O. Potok , H. Sert , C. Simsek , C. Zorbilmez 


Yildiz Technical University, Istanbul, Turkey

B. Isildak⁷⁶ , D. Sunar Cerci⁶⁸ 















Institute for Scintillation Materials of National Academy of Science of Ukraine, Kharkiv, Ukraine

A. Boyaryntsev , B. Grynyov 


















National Science Centre, Kharkiv Institute of Physics and Technology, Kharkiv, Ukraine

L. Levchuk 



































University of Bristol, Bristol, United Kingdom

D. Anthony , J.J. Brooke , A. Bundock , F. Bury , E. Clement , D. Cussans , H. Flacher , M. Glowacki, J. Goldstein , H.F. Heath , M.-L. Holmberg , L. Kreczko , S. Paramesvaran , L. Robertshaw, S. Seif El Nasr-Storey, V.J. Smith , N. Stylianou⁷⁷ , K. Walkingshaw Pass




Rutherford Appleton Laboratory, Didcot, United Kingdom

A.H. Ball, K.W. Bell , A. Belyaev⁷⁸ , C. Brew , R.M. Brown , D.J.A. Cockerill , C. Cooke , K.V. Ellis, K. Harder , S. Harper , J. Linacre , K. Manolopoulos, D.M. Newbold , E. Olaiya, D. Petyt , T. Reis , A.R. Sahasransu , G. Salvi , T. Schuh, C.H. Shepherd-Themistocleous , I.R. Tomalin , T. Williams 

Imperial College, London, United Kingdom

R. Bainbridge , P. Bloch , C.E. Brown , O. Buchmuller, V. Cacchio, C.A. Carrillo Montoya , G.S. Chahal⁷⁹ , D. Colling , J.S. Dancu, I. Das , P. Dauncey , G. Davies , J. Davies, M. Della Negra , S. Fayer, G. Fedi , G. Hall , M.H. Hassanshahi , A. Howard, G. Iles , M. Knight , J. Langford , J. León Holgado , L. Lyons , A.-M. Magnan , S. Malik, M. Mieskolainen , J. Nash⁸⁰ , M. Pesaresi , B.C. Radburn-Smith , A. Richards, A. Rose , K. Savva , C. Seez , R. Shukla , A. Tapper , K. Uchida , G.P. Uttley , L.H. Vage, T. Virdee³⁰ , M. Vojinovic , N. Wardle , D. Winterbottom 






Brunel University, Uxbridge, United Kingdom

K. Coldham, J.E. Cole , A. Khan, P. Kyberd , I.D. Reid 

Baylor University, Waco, Texas, USA

S. Abdullin , A. Brinkerhoff , B. Caraway , E. Collins , J. Dittmann , K. Hatakeyama , J. Hiltbrand , B. McMaster , M. Saunders , S. Sawant , C. Sutantawibul , J. Wilson 





















Catholic University of America, Washington, DC, USA

R. Bartek , A. Dominguez , C. Huerta Escamilla, A.E. Simsek , R. Uniyal , A.M. Vargas Hernandez 


















The University of Alabama, Tuscaloosa, Alabama, USA

B. Bam , R. Chudasama , S.I. Cooper , S.V. Gleyzer , C.U. Perez , P. Rumerio⁸¹ , E. Usai , R. Yi 




















Boston University, Boston, Massachusetts, USA

A. Akpinar , D. Arcaro , C. Cosby , Z. Demiragli , C. Erice , C. Fangmeier , C. Fernandez Madrazo , E. Fontanesi , D. Gastler , F. Golf , S. Jeon , I. Reed , J. Rohlf , K. Salyer , D. Sperka , D. Spitzbart , I. Suarez , A. Tsatsos , S. Yuan , A.G. Zecchinelli 

Brown University, Providence, Rhode Island, USA

G. Benelli , X. Coubez²⁵, D. Cutts , M. Hadley , U. Heintz , J.M. Hogan⁸² , T. Kwon , G. Landsberg , K.T. Lau , D. Li , J. Luo , S. Mondal , M. Narain[†] , N. Pervan , S. Sagir⁸³ , F. Simpson , M. Stamenkovic , X. Yan , W. Zhang






University of California, Davis, Davis, California, USA

S. Abbott , J. Bonilla , C. Brainerd , R. Breedon , H. Cai , M. Calderon De La Barca Sanchez , M. Chertok , M. Citron , J. Conway , P.T. Cox , R. Erbacher , F. Jensen , O. Kukral , G. Mocellin , M. Mulhearn , D. Pellett , W. Wei , Y. Yao , F. Zhang 
























University of California, Los Angeles, California, USA

M. Bachtis , R. Cousins , A. Datta , G. Flores Avila , J. Hauser , M. Ignatenko , M.A. Iqbal , T. Lam , E. Manca , A. Nunez Del Prado, D. Saltzberg , V. Valuev 
















University of California, Riverside, Riverside, California, USA

R. Clare , J.W. Gary , M. Gordon, G. Hanson , W. Si , S. Wimpenny[†] 

University of California, San Diego, La Jolla, California, USA

J.G. Branson , S. Cittolin , S. Cooperstein , D. Diaz , J. Duarte , L. Giannini , J. Guiang , R. Kansal , V. Krutelyov , R. Lee , J. Letts , M. Masciovecchio , F. Mokhtar , S. Mukherjee , M. Pieri , M. Quinnan , B.V. Sathia Narayanan , V. Sharma , M. Tadel , E. Vourliotis , F. Würthwein , Y. Xiang , A. Yagil 

















University of California, Santa Barbara - Department of Physics, Santa Barbara, California, USA

A. Barzdukas , L. Brennan , C. Campagnari , J. Incandela , J. Kim , A.J. Li , P. Masterson , H. Mei , J. Richman , U. Sarica , R. Schmitz , F. Setti , J. Sheplock , D. Stuart , T.Á. Vámi , S. Wang 














California Institute of Technology, Pasadena, California, USA

A. Bornheim , O. Cerri , A. Latorre , J. Mao , H.B. Newman , G. Reales Gutiérrez , M. Spiropulu , J.R. Vlimant , C. Wang , S. Xie , R.Y. Zhu 


















Carnegie Mellon University, Pittsburgh, Pennsylvania, USA

J. Alison , S. An , M.B. Andrews , P. Bryant , M. Cremonesi , V. Dutta , T. Ferguson , A. Harilal , C. Liu , T. Mudholkar , S. Murthy , P. Palit , M. Paulini , A. Roberts , A. Sanchez , W. Terrill 















University of Colorado Boulder, Boulder, Colorado, USA

J.P. Cumalat , W.T. Ford , A. Hart , A. Hassani , G. Karathanasis , N. Manganelli , A. Perloff , C. Savard , N. Schonbeck , K. Stenson , K.A. Ulmer , S.R. Wagner , N. Zipper 





















Cornell University, Ithaca, New York, USA

J. Alexander , S. Bright-Thonney , X. Chen , D.J. Cranshaw , J. Fan , X. Fan , S. Hogan , P. Kotamnives , J. Monroy , M. Oshiro , J.R. Patterson , J. Reichert , M. Reid , A. Ryd , J. Thom , P. Wittich , R. Zou 

Fermi National Accelerator Laboratory, Batavia, Illinois, USA








M. Albrow , M. Alyari , O. Amram , G. Apollinari , A. Apresyan , A. Apyan , L.A.T. Bauerick , D. Berry , J. Berryhill , P.C. Bhat , K. Burkett , J.N. Butler , A. Canepa , G.B. Cerati , H.W.K. Cheung , F. Chlebana , G. Cummings , J. Dickinson , I. Dutta , V.D. Elvira , Y. Feng , J. Freeman , A. Gandrakota , Z. Gece , L. Gray , D. Green , A. Grummer , S. Grünendahl , D. Guerrero , O. Gutsche , R.M. Harris , R. Heller , T.C. Herwig , J. Hirschauer , L. Horyn , B. Jayatilaka , S. Jindariani , M. Johnson , U. Joshi , T. Klijsma , B. Klima , K.H.M. Kwok , S. Lammel , D. Lincoln , R. Lipton , T. Liu , C. Madrid , K. Maeshima , C. Mantilla , D. Mason , P. McBride , P. Merkel , S. Mrenna , S. Nahn , J. Ngadiuba , D. Noonan , V. Papadimitriou , N. Pastika , K. Pedro , C. Pena⁸⁴ , F. Ravera , A. Reinsvold Hall⁸⁵ , L. Ristori , E. Sexton-Kennedy , N. Smith , A. Soha , L. Spiegel , S. Stoynev , J. Strait , L. Taylor , S. Tkaczyk , N.V. Tran , L. Uplegger , E.W. Vaandering , A. Whitbeck , I. Zoi 

University of Florida, Gainesville, Florida, USA







C. Aruta , P. Avery , D. Bourilkov , L. Cadamuro , P. Chang , V. Cherepanov , R.D. Field , E. Koenig , M. Kolosova , J. Konigsberg , A. Korytov , K. Matchev , N. Menendez , G. Mitselmakher , K. Mohrman , A. Muthirakalayil Madhu , N. Rawal , D. Rosenzweig , S. Rosenzweig , J. Wang 

Florida State University, Tallahassee, Florida, USA























T. Adams , A. Al Kadhim , A. Askew , S. Bower , R. Habibullah , V. Hagopian 

R. Hashmi , R.S. Kim , S. Kim , T. Kolberg , G. Martinez, H. Prosper , P.R. Prova, M. Wulansatiti , R. Yohay , J. Zhang












Florida Institute of Technology, Melbourne, Florida, USA

B. Alsufyani, M.M. Baarmand , S. Butalla , S. Das , T. Elkafrawy⁵⁴ , M. Hohlmann , R. Kumar Verma , M. Rahmani, E. Yanes












University of Illinois Chicago, Chicago, USA, Chicago, USA

M.R. Adams , A. Baty , C. Bennett, R. Cavanaugh , R. Escobar Franco , O. Evdokimov , C.E. Gerber , M. Hawksworth, A. Hingrajiya, D.J. Hofman , J.h. Lee , D. S. Lemos , A.H. Merrit , C. Mills , S. Nanda , G. Oh , B. Ozek , D. Pilipovic , R. Pradhan , E. Prifti, T. Roy , S. Rudrabhatla , M.B. Tonjes , N. Varelas , Z. Ye , J. Yoo 

























The University of Iowa, Iowa City, Iowa, USA

M. Alhusseini , D. Blend, K. Dilsiz⁸⁶ , L. Emediato , G. Karaman , O.K. Köseyan , J.-P. Merlo, A. Mestvirishvili⁸⁷ , J. Nachtman , O. Neogi, H. Ogul⁸⁸ , Y. Onel , A. Penzo , C. Snyder, E. Tiras⁸⁹ 









Johns Hopkins University, Baltimore, Maryland, USA

B. Blumenfeld , L. Corcodilos , J. Davis , A.V. Gritsan , L. Kang , S. Kyriacou , P. Maksimovic , M. Roguljic , J. Roskes , S. Sekhar , M. Swartz 

The University of Kansas, Lawrence, Kansas, USA

A. Abreu , L.F. Alcerro Alcerro , J. Anguiano , P. Baringer , A. Bean , Z. Flowers , D. Grove , J. King , G. Krintiras , M. Lazarovits , C. Le Mahieu , J. Marquez , N. Minafra , M. Murray , M. Nickel , M. Pitt , S. Popescu⁹⁰ , C. Rogan , C. Royon , R. Salvatico , S. Sanders , C. Smith , Q. Wang , G. Wilson 
















Kansas State University, Manhattan, Kansas, USA

B. Allmond , A. Ivanov , K. Kaadze , A. Kalogeropoulos , D. Kim, Y. Maravin , J. Natoli , D. Roy , G. Sorrentino 






















Lawrence Livermore National Laboratory, Livermore, California, USA

F. Rebassoo , D. Wright 















University of Maryland, College Park, Maryland, USA

A. Baden , A. Belloni , Y.M. Chen , S.C. Eno , N.J. Hadley , S. Jabeen , R.G. Kellogg , T. Koeth , Y. Lai , S. Lascio , A.C. Mignerey , S. Nabili , C. Palmer , C. Papageorgakis , M.M. Paranje, L. Wang 


Massachusetts Institute of Technology, Cambridge, Massachusetts, USA

J. Bendavid , S. Brandt, I.A. Cali , M. D'Alfonso , J. Eysermans , C. Freer , G. Gomez-Ceballos , M. Goncharov, G. Grosso, P. Harris, D. Hoang, D. Kovalskyi , J. Krupa , L. Lavezzo , Y.-J. Lee , K. Long , A. Novak , C. Paus , D. Rankin , C. Roland , G. Roland , S. Rothman , G.S.F. Stephans , Z. Wang , B. Wyslouch , T. J. Yang 













University of Minnesota, Minneapolis, Minnesota, USA

B. Crossman , B.M. Joshi , C. Kapsiak , M. Krohn , D. Mahon , J. Mans , B. Marzocchi , S. Pandey , M. Revering , R. Rusack , R. Saradhy , N. Schroeder , N. Strobbe , M.A. Wadud 

University of Mississippi, Oxford, Mississippi, USA

L.M. Cremaldi 

















University of Nebraska-Lincoln, Lincoln, Nebraska, USA

K. Bloom , D.R. Claes , G. Haza , J. Hossain , C. Joo , I. Kravchenko , J.E. Siado , W. Tabb , A. Vagnerini , A. Wightman , F. Yan , D. Yu 









State University of New York at Buffalo, Buffalo, New York, USA

H. Bandyopadhyay , L. Hay , I. Iashvili , A. Kharchilava , M. Morris , D. Nguyen , S. Rappoccio , H. Rejeb Sfar, A. Williams 



























Northeastern University, Boston, Massachusetts, USA

G. Alverson , E. Barberis , J. Dervan, Y. Haddad , Y. Han , A. Krishna , J. Li , M. Lu , G. Madigan , R. Mccarthy , D.M. Morse , V. Nguyen , T. Orimoto , A. Parker , L. Skinnari , B. Wang , D. Wood 









Northwestern University, Evanston, Illinois, USA

S. Bhattacharya , J. Bueghly, Z. Chen , S. Dittmer , K.A. Hahn , Y. Liu , Y. Miao , D.G. Monk , M.H. Schmitt , A. Taliercio , M. Velasco



















University of Notre Dame, Notre Dame, Indiana, USA

G. Agarwal , R. Band , R. Bucci, S. Castells , A. Das , R. Goldouzian , M. Hildreth , K.W. Ho , K. Hurtado Anampa , T. Ivanov , C. Jessop , K. Lannon , J. Lawrence , N. Loukas , L. Lutton , J. Mariano, N. Marinelli, I. Mcalister, T. McCauley , C. Mcgrady , C. Moore , Y. Musienko¹⁶ , H. Nelson , M. Osherson , A. Piccinelli , R. Ruchti , A. Townsend , Y. Wan, M. Wayne , H. Yockey, M. Zarucki , L. Zygala 


The Ohio State University, Columbus, Ohio, USA

A. Basnet , B. Bylsma, M. Carrigan , L.S. Durkin , C. Hill , M. Joyce , M. Nunez Ornelas , K. Wei, B.L. Winer , B. R. Yates 




















Princeton University, Princeton, New Jersey, USA

F.M. Addesa , H. Bouchamaoui , P. Das , G. Dezoort , P. Elmer , A. Frankenthal , B. Greenberg , N. Haubrich , G. Kopp , S. Kwan , D. Lange , A. Loeliger , D. Marlow , I. Ojalvo , J. Olsen , A. Shevelev , D. Stickland , C. Tully 




University of Puerto Rico, Mayaguez, Puerto Rico, USA

S. Malik 












Purdue University, West Lafayette, Indiana, USA

A.S. Bakshi , V.E. Barnes , S. Chandra , R. Chawla , A. Gu , L. Gutay, M. Jones , A.W. Jung , D. Kondratyev , A.M. Koshy, M. Liu , G. Negro , N. Neumeister , G. Paspalaki , S. Piperov , V. Scheurer, J.F. Schulte , M. Stojanovic , J. Thieman , A. K. Viridi , F. Wang , W. Xie 

Purdue University Northwest, Hammond, Indiana, USA

J. Dolen , N. Parashar , A. Pathak 


Rice University, Houston, Texas, USA

D. Acosta , T. Carnahan , K.M. Ecklund , P.J. Fernández Manteca , S. Freed, P. Gardner, F.J.M. Geurts , W. Li , O. Miguel Colin , B.P. Padley , R. Redjimi, J. Rotter , E. Yigitbasi , Y. Zhang 







University of Rochester, Rochester, New York, USA

A. Bodek , P. de Barbaro , R. Demina , J.L. Dulemba , A. Garcia-Bellido , O. Hindrichs , A. Khukhunaishvili , N. Parmar, P. Parygin⁹¹ , E. Popova⁹¹ , R. Taus 

The Rockefeller University, New York, New York, USA

K. Goulianos 








Rutgers, The State University of New Jersey, Piscataway, New Jersey, USA

B. Chiarito, J.P. Chou , S.V. Clark , D. Gadkari , Y. Gershtein , E. Halkiadakis , M. Heindl , C. Houghton , D. Jaroslowski , O. Karacheban²⁸ , I. Laflotte , A. Lath , R. Montalvo, K. Nash, H. Routray , P. Saha , S. Salur , S. Schnetzer, S. Somalwar , R. Stone , S.A. Thayil , S. Thomas, J. Vora , H. Wang








University of Tennessee, Knoxville, Tennessee, USA

H. Acharya, D. Ally , A.G. Delannoy , S. Fiorendi , S. Higginbotham , T. Holmes , A.R. Kanuganti , N. Karunarathna , L. Lee , E. Nibigira , S. Spanier



Texas A&M University, College Station, Texas, USA

D. Aebi , M. Ahmad , O. Bouhali⁹² , R. Eusebi , J. Gilmore , T. Huang , T. Kamon⁹³ , H. Kim , S. Luo , R. Mueller , D. Overton , D. Rathjens , A. Safonov








Texas Tech University, Lubbock, Texas, USA

N. Akchurin , J. Damgov , V. Hegde , A. Hussain , Y. Kazhykarim, K. Lamichhane , S.W. Lee , A. Mankel , T. Peltola , I. Volobouev

Vanderbilt University, Nashville, Tennessee, USA

E. Appelt , Y. Chen , S. Greene, A. Gurrola , W. Johns , R. Kunnawalkam Elayavalli , A. Melo , F. Romeo , P. Sheldon , S. Tuo , J. Velkovska , J. Viinikainen







University of Virginia, Charlottesville, Virginia, USA

B. Cardwell , B. Cox , J. Hakala , R. Hirosky , A. Ledovsky , C. Neu , C.E. Perez Lara 

Wayne State University, Detroit, Michigan, USA

P.E. Karchin 

University of Wisconsin - Madison, Madison, Wisconsin, USA

A. Aravind, S. Banerjee , K. Black , T. Bose , S. Dasu , I. De Bruyn , P. Everaerts , C. Galloni, H. He , M. Herndon , A. Herve , C.K. Koraka , A. Lanaro, R. Loveless , J. Madhusudanan Sreekala , A. Mallampalli , A. Mohammadi , S. Mondal, G. Parida , L. Pétré , D. Pinna, A. Savin, V. Shang , V. Sharma , W.H. Smith , D. Teague, H.F. Tsoi , W. Vetens , A. Warden

Authors affiliated with an institute or an international laboratory covered by a cooperation agreement with CERN

S. Afanasiev , D. Budkouski , I. Golutvin , I. Gorbunov , V. Karjavine , V. Korenkov , A. Lanev , A. Malakhov , V. Matveev⁹⁴ , V. Palichik , V. Perelygin , M. Savina , V. Shalaev , S. Shmatov , S. Shulha , V. Smirnov , O. Teryaev , N. Voytishin , B.S. Yuldashev⁹⁵, A. Zarubin , I. Zhizhin , G. Gavrillov , V. Golovtsov , Y. Ivanov , V. Kim⁹⁴ , P. Levchenko⁹⁶ , V. Murzin , V. Oreshkin , D. Sosnov , V. Sulimov , L. Uvarov , A. Vorobyev[†], Yu. Andreev , A. Dermenev , S. Gninenko , N. Golubev , A. Karneyev , D. Kirpichnikov , M. Kirsanov , N. Krasnikov , I. Tlisova , A. Toropin , T. Aushev , V. Gavrillov , N. Lychkovskaya , A. Nikitenko^{97,98} , V. Popov , A. Zhokin , R. Chistov⁹⁴ , M. Danilov⁹⁴ , S. Polikarpov⁹⁴ , V. Andreev , M. Azarkin , M. Kirakosyan, A. Terkulov , A. Belyaev , E. Boos , V. Bunichev , M. Dubinin⁸⁴ , L. Dudko , A. Gribushin , V. Klyukhin , S. Obraztsov , M. Perfilov, S. Petrushanko , V. Savrin , P. Volkov , G. Vorotnikov , V. Blinov⁹⁴, T. Dimova⁹⁴ , A. Kozyrev⁹⁴ , O. Radchenko⁹⁴ , Y. Skovpen⁹⁴ , I. Azhgirey , V. Kachanov , D. Konstantinov , R. Ryutin, S. Slabospitskii , A. Uzunian , A. Babaev , V. Borshch

D. Druzhkin⁹⁹ , E. Tcherniaev 

Authors affiliated with an institute formerly covered by a cooperation agreement with CERN
V. Chekhovsky, V. Makarenko 

†: Deceased

¹Also at Yerevan State University, Yerevan, Armenia

²Also at TU Wien, Vienna, Austria

³Also at Institute of Basic and Applied Sciences, Faculty of Engineering, Arab Academy for Science, Technology and Maritime Transport, Alexandria, Egypt

⁴Also at Ghent University, Ghent, Belgium

⁵Also at Universidade Estadual de Campinas, Campinas, Brazil

⁶Also at Federal University of Rio Grande do Sul, Porto Alegre, Brazil

⁷Also at UFMS, Nova Andradina, Brazil

⁸Also at Nanjing Normal University, Nanjing, China

⁹Now at The University of Iowa, Iowa City, Iowa, USA

¹⁰Also at University of Chinese Academy of Sciences, Beijing, China

¹¹Also at China Center of Advanced Science and Technology, Beijing, China

¹²Also at University of Chinese Academy of Sciences, Beijing, China

¹³Also at China Spallation Neutron Source, Guangdong, China

¹⁴Now at Henan Normal University, Xinxiang, China

¹⁵Also at Université Libre de Bruxelles, Bruxelles, Belgium

¹⁶Also at an institute or an international laboratory covered by a cooperation agreement with CERN

¹⁷Now at British University in Egypt, Cairo, Egypt

¹⁸Now at Cairo University, Cairo, Egypt

¹⁹Also at Purdue University, West Lafayette, Indiana, USA

²⁰Also at Université de Haute Alsace, Mulhouse, France

²¹Also at Department of Physics, Tsinghua University, Beijing, China

²²Also at The University of the State of Amazonas, Manaus, Brazil

²³Also at Erzincan Binali Yildirim University, Erzincan, Turkey

²⁴Also at University of Hamburg, Hamburg, Germany

²⁵Also at RWTH Aachen University, III. Physikalisches Institut A, Aachen, Germany

²⁶Also at Isfahan University of Technology, Isfahan, Iran

²⁷Also at Bergische University Wuppertal (BUW), Wuppertal, Germany

²⁸Also at Brandenburg University of Technology, Cottbus, Germany

²⁹Also at Forschungszentrum Jülich, Juelich, Germany

³⁰Also at CERN, European Organization for Nuclear Research, Geneva, Switzerland

³¹Also at Institute of Physics, University of Debrecen, Debrecen, Hungary

³²Also at Institute of Nuclear Research ATOMKI, Debrecen, Hungary

³³Now at Universitatea Babeş-Bolyai - Facultatea de Fizica, Cluj-Napoca, Romania

³⁴Also at MTA-ELTE Lendület CMS Particle and Nuclear Physics Group, Eötvös Loránd University, Budapest, Hungary

³⁵Also at Physics Department, Faculty of Science, Assiut University, Assiut, Egypt

³⁶Also at HUN-REN Wigner Research Centre for Physics, Budapest, Hungary

³⁷Also at Punjab Agricultural University, Ludhiana, India

³⁸Also at University of Visva-Bharati, Santiniketan, India

³⁹Also at Indian Institute of Science (IISc), Bangalore, India

⁴⁰Also at Birla Institute of Technology, Mesra, Mesra, India

⁴¹Also at IIT Bhubaneswar, Bhubaneswar, India

- ⁴²Also at Institute of Physics, Bhubaneswar, India
- ⁴³Also at University of Hyderabad, Hyderabad, India
- ⁴⁴Also at Deutsches Elektronen-Synchrotron, Hamburg, Germany
- ⁴⁵Also at Department of Physics, Isfahan University of Technology, Isfahan, Iran
- ⁴⁶Also at Sharif University of Technology, Tehran, Iran
- ⁴⁷Also at Department of Physics, University of Science and Technology of Mazandaran, Behshahr, Iran
- ⁴⁸Also at Helwan University, Cairo, Egypt
- ⁴⁹Also at Italian National Agency for New Technologies, Energy and Sustainable Economic Development, Bologna, Italy
- ⁵⁰Also at Centro Siciliano di Fisica Nucleare e di Struttura Della Materia, Catania, Italy
- ⁵¹Also at Università degli Studi Guglielmo Marconi, Roma, Italy
- ⁵²Also at Scuola Superiore Meridionale, Università di Napoli 'Federico II', Napoli, Italy
- ⁵³Also at Fermi National Accelerator Laboratory, Batavia, Illinois, USA
- ⁵⁴Also at Ain Shams University, Cairo, Egypt
- ⁵⁵Also at Consiglio Nazionale delle Ricerche - Istituto Officina dei Materiali, Perugia, Italy
- ⁵⁶Also at Department of Applied Physics, Faculty of Science and Technology, Universiti Kebangsaan Malaysia, Bangi, Malaysia
- ⁵⁷Also at Consejo Nacional de Ciencia y Tecnología, Mexico City, Mexico
- ⁵⁸Also at Trincomalee Campus, Eastern University, Sri Lanka, Nilaveli, Sri Lanka
- ⁵⁹Also at Saegis Campus, Nugegoda, Sri Lanka
- ⁶⁰Also at National and Kapodistrian University of Athens, Athens, Greece
- ⁶¹Also at Ecole Polytechnique Fédérale Lausanne, Lausanne, Switzerland
- ⁶²Also at Universität Zürich, Zurich, Switzerland
- ⁶³Also at Stefan Meyer Institute for Subatomic Physics, Vienna, Austria
- ⁶⁴Also at Laboratoire d'Annecy-le-Vieux de Physique des Particules, IN2P3-CNRS, Annecy-le-Vieux, France
- ⁶⁵Also at Near East University, Research Center of Experimental Health Science, Mersin, Turkey
- ⁶⁶Also at Konya Technical University, Konya, Turkey
- ⁶⁷Also at Izmir Bakircay University, Izmir, Turkey
- ⁶⁸Also at Adiyaman University, Adiyaman, Turkey
- ⁶⁹Also at Bozok Universitetesi Rektörlüğü, Yozgat, Turkey
- ⁷⁰Also at Marmara University, Istanbul, Turkey
- ⁷¹Also at Milli Savunma University, Istanbul, Turkey
- ⁷²Also at Kafkas University, Kars, Turkey
- ⁷³Now at Istanbul Okan University, Istanbul, Turkey
- ⁷⁴Also at Hacettepe University, Ankara, Turkey
- ⁷⁵Also at Istanbul University - Cerrahpasa, Faculty of Engineering, Istanbul, Turkey
- ⁷⁶Also at Yildiz Technical University, Istanbul, Turkey
- ⁷⁷Also at Vrije Universiteit Brussel, Brussel, Belgium
- ⁷⁸Also at School of Physics and Astronomy, University of Southampton, Southampton, United Kingdom
- ⁷⁹Also at IPPP Durham University, Durham, United Kingdom
- ⁸⁰Also at Monash University, Faculty of Science, Clayton, Australia
- ⁸¹Also at Università di Torino, Torino, Italy
- ⁸²Also at Bethel University, St. Paul, Minnesota, USA
- ⁸³Also at Karamanoğlu Mehmetbey University, Karaman, Turkey
- ⁸⁴Also at California Institute of Technology, Pasadena, California, USA

⁸⁵Also at United States Naval Academy, Annapolis, Maryland, USA

⁸⁶Also at Bingol University, Bingol, Turkey

⁸⁷Also at Georgian Technical University, Tbilisi, Georgia

⁸⁸Also at Sinop University, Sinop, Turkey

⁸⁹Also at Erciyes University, Kayseri, Turkey

⁹⁰Also at Horia Hulubei National Institute of Physics and Nuclear Engineering (IFIN-HH), Bucharest, Romania

⁹¹Now at another institute or international laboratory covered by a cooperation agreement with CERN

⁹²Also at Texas A&M University at Qatar, Doha, Qatar

⁹³Also at Kyungpook National University, Daegu, Korea

⁹⁴Also at another institute or international laboratory covered by a cooperation agreement with CERN

⁹⁵Also at Institute of Nuclear Physics of the Uzbekistan Academy of Sciences, Tashkent, Uzbekistan

⁹⁶Also at Northeastern University, Boston, Massachusetts, USA

⁹⁷Also at Imperial College, London, United Kingdom

⁹⁸Now at Yerevan Physics Institute, Yerevan, Armenia

⁹⁹Also at Universiteit Antwerpen, Antwerpen, Belgium