CERN-EP-2024-186  
2024/08/05

CMS-HIG-23-003

# Search for bottom quark associated production of the standard model Higgs boson in final states with leptons in proton-proton collisions at $\sqrt{s} = 13$ TeV

The CMS Collaboration\*

## Abstract

This Letter presents the first search for bottom quark associated production of the standard model Higgs boson, in final states with leptons. Higgs boson decays to pairs of tau leptons and pairs of leptonically decaying W bosons are considered. The search is performed using data collected from 2016 to 2018 by the CMS experiment in proton-proton collisions at a centre-of-mass energy of 13 TeV, corresponding to an integrated luminosity of  $138 \text{ fb}^{-1}$ . Upper limits at the 95% confidence level are placed on the signal strength for Higgs boson production in association with bottom quarks; the observed (expected) upper limit is 3.7 (6.1) times the standard model prediction.

*Submitted to Physics Letters B*



## 1 Introduction

The discovery of the Higgs boson (H) [1–3] by the ATLAS [4] and CMS [5] Collaborations in 2012 was a milestone in the study of the standard model (SM) of particle physics. A broad programme of measurements, studying the properties of this newly found particle, has been carried out over the subsequent decade [6, 7].

The production of the SM Higgs boson at the CERN LHC can occur via several mechanisms [8]; the dominant ones, listed in order of decreasing production rate, are: gluon-gluon fusion (ggH), vector boson fusion (VBF), Higgs-strahlung (VH), top quark associated production ( $t\bar{t}H$  and  $tH$ ), and bottom quark associated production ( $b\bar{b}H$ ). With the exception of the  $b\bar{b}H$  and  $tH$  processes, these production modes have all been observed [6, 7]. With a predicted production cross section of  $0.48_{-0.11}^{+0.10}$  pb [8],  $b\bar{b}H$  production occurs almost as frequently as  $t\bar{t}H$  production. However, distinguishing the Higgs boson signal from backgrounds is experimentally more challenging for  $b\bar{b}H$  production than for  $t\bar{t}H$  production, since the top quark decay products provide a clear experimental signature. As such,  $t\bar{t}H$  production was already observed by both ATLAS [9] and CMS [10] in 2018. In addition to challenges related to the suppression of backgrounds, the  $b\bar{b}H$  process interferes with other Higgs boson production mechanisms [11]. The destructive interference with Higgs boson production via ggH, in particular, hinders the possibility of directly constraining the Yukawa coupling between the Higgs boson and bottom quarks through studies of this process. Measurements of Higgs boson decays to bottom quarks provide more precise constraints on this Yukawa coupling, while  $b\bar{b}H$  production remains sensitive to the correlation between the Higgs boson couplings to bottom and top quarks.

This Letter presents constraints on the production cross section of the Higgs boson in association with b quarks, using the proton-proton (pp) collision data set recorded by the CMS detector at  $\sqrt{s} = 13$  TeV in 2016–2018. The search primarily targets Higgs boson decays into pairs of tau leptons. Higgs boson decays to leptonically decaying W bosons are also considered in the electron-muon pair final state. These decay channels are chosen for their sizeable branching fractions, in combination with moderate backgrounds, which result from the presence of leptons in the final state. Compared with previous searches performed by the CMS experiment [12, 13], this search is optimized to target the production mechanism of the 125 GeV Higgs boson in the SM. Tabulated results are provided in the HEPData record for this analysis [14].

## 2 Higgs boson production mechanisms and analysis strategy

Figure 1 shows the main Feynman diagrams for Higgs boson production in association with b quarks. The upper left diagram represents ggH production with an additional gluon splitting into a  $b\bar{b}$  pair. In this diagram, the Higgs boson is produced via a quark (q) loop that mainly involves the top quark. The production cross section is therefore dominated by a contribution proportional to the square of the top quark Yukawa coupling ( $y_t$ ). The theoretical production cross section for this process is evaluated as a fraction of the next-to-leading order (NLO) ggH production cross section with calculations performed in the four-flavour scheme [8], requiring the gluon to convert into a  $b\bar{b}$  pair. This diagram interferes destructively with the diagram in Fig. 1 (upper right), the production of a Higgs boson and a  $b\bar{b}$  pair via bottom quark fusion. The production cross section of this process is proportional to the square of the bottom quark Yukawa coupling ( $y_b$ ). Quark-initiated diagrams are shown in Fig. 1 (lower): the Higgs boson is produced via the trilinear coupling to vector bosons (HVV) on the left and via the coupling  $y_b$  on the right. In the Higgs-strahlung diagram on the lower left, the b quarks are produced through the decay of an on-shell Z boson, and the diagram includes only electroweak terms at

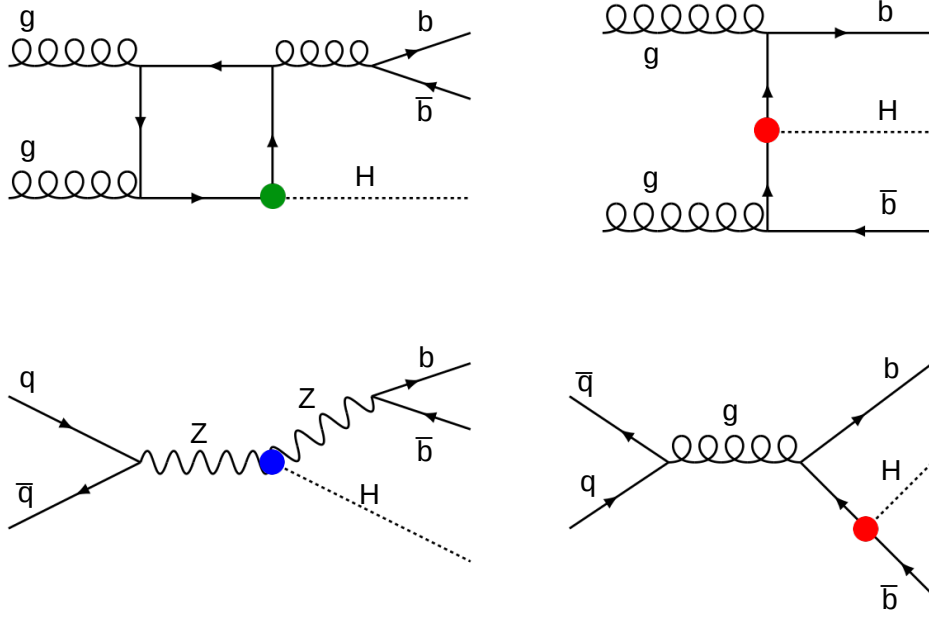


Figure 1: Dominant Feynman diagrams contributing to Higgs boson production in association with  $b$  quarks [11, 15]. The diagrams initiated by gluons (quarks) are shown in the upper (lower) row. The red circle is used to mark the Higgs boson coupling to  $b$  quarks, the green circle marks the Higgs boson coupling to top quarks, and the blue circle marks the coupling between the Higgs boson and vector bosons. In the  $ggH$  diagram (upper left), the additional gluon is radiated from within the quark loop, although it can equivalently radiate from one of the initial-state gluons.

leading order (LO). The resulting interference with the diagram on the lower right is therefore negligible with respect to the production cross section of the individual processes. In this Letter, the Higgs-strahlung process ( $pp \rightarrow Z(\rightarrow b\bar{b}) + H$ ) is treated as a background because of the different coupling structure.

To distinguish the different contributions to Higgs boson production in association with  $b$  quarks, we use the following notation:

- $b\bar{b}H(y_b^2)$  refers to  $b$  quark associated Higgs boson production via Yukawa coupling to bottom quarks (e.g. the Feynman diagrams in Fig. 1 (right));
- $b\bar{b}H(y_t^2)$  marks Higgs boson production via a top quark loop; and
- $b\bar{b}H(y_t y_b)$  labels the interference term between the top-quark-mediated and the bottom-quark-mediated production processes.

The inclusive production across these terms is labelled as  $b\bar{b}H$  or  $b\bar{b}H(y_b, y_t)$ .

The SM prediction for the  $b\bar{b}H$  production cross section is therefore split into three contributions with the following production cross sections [8]: 1.040 pb for  $b\bar{b}H(y_t^2)$  (NLO reweighted to next-to-next-to-NLO ( $N^3LO$ )), 0.482 pb for  $b\bar{b}H(y_b^2)$  (NLO), and  $-0.033$  pb for  $b\bar{b}H(y_t y_b)$  (NLO), amounting to a total predicted production cross section of  $\sigma(y_b, y_t) = 1.489$  pb.

The  $b\bar{b}H$  search presented in this Letter is performed in final states of two oppositely charged leptons with different flavour, or hadronically decaying tau lepton ( $\tau_h$ ) candidates:

- two hadronically decaying tau leptons ( $\tau_h \tau_h$ );

- an electron and a hadronically decaying tau lepton ( $e\tau_h$ );
- a muon and a hadronically decaying tau lepton ( $\mu\tau_h$ );
- an electron and a muon ( $e\mu$ ).

The first three final states originate from the decay of the Higgs boson to a pair of tau leptons, at least one of which decays hadronically. The  $e\mu$  final state originates either from a Higgs boson decaying to a pair of tau leptons or from a Higgs boson decaying to a pair of  $W$  bosons. These two decay chains result in a similar event topology, and are therefore investigated as a single analysis channel. Final states with two electrons or muons have not been considered due to the overwhelming Drell-Yan background and low branching fractions.

### 3 The CMS detector

The CMS apparatus [5] is a multipurpose, nearly hermetic detector, designed to trigger on [16, 17] and identify electrons, muons, photons, and hadrons [18–20] produced in proton-proton collisions. A “particle-flow” (PF) algorithm [21] aims to reconstruct all individual particles in an event, combining information provided by the all-silicon inner tracker and by the crystal electromagnetic (ECAL) and brass-scintillator hadron calorimeters, operating inside a 3.8 T superconducting solenoid, with data from the gas-ionization muon detectors embedded in the flux-return yoke outside the solenoid. The reconstructed particles are used to build tau leptons, jets, and missing transverse momentum [22–24]. The missing transverse momentum vector  $\vec{p}_T^{\text{miss}}$  is computed as the negative vector sum of the transverse momenta of all the PF candidates in an event, and its magnitude is denoted as  $p_T^{\text{miss}}$  [24]. The  $\vec{p}_T^{\text{miss}}$  is modified to account for corrections to the energy scale of the reconstructed jets in the event.

Events of interest are selected using a two-tiered trigger system. The first level, composed of custom hardware processors, uses information from the calorimeters and muon detectors to select events at a rate of around 100 kHz within a fixed latency of about  $4\ \mu\text{s}$  [16]. The second level, known as the high-level trigger (HLT), consists of a farm of processors running a version of the full event reconstruction software optimized for fast processing and reduces the event rate to around 1 kHz before data storage [17].

A more detailed description of the CMS detector, together with a definition of the coordinate system used and the relevant kinematic variables, can be found in Ref. [5].

### 4 Data and simulated samples

The pp collision data set used in this search was recorded by the CMS experiment between 2016 and 2018, at a centre-of-mass energy of 13 TeV. It corresponds to a total integrated luminosity of  $138\ \text{fb}^{-1}$ .

Several different Monte Carlo (MC) event generators are used to produce samples of simulated events of the signal and background processes. The simulation of the  $b\bar{b}H$  signal was performed at NLO in quantum chromodynamics (QCD) using the MADGRAPH5\_aMC@NLO 2.6.1 generator [25]. Three samples of simulated events are used, corresponding to the three distinct Higgs boson couplings contributing to the  $b\bar{b}H$  process ( $y_b^2$ ,  $y_t^2$ , and  $y_t y_b$ ).

In all channels, the SM background is dominated by top quark-antiquark pair production ( $t\bar{t}$ ) and by the production of a leptonically decaying weak boson in association with jets ( $V$ +jets). A sample of simulated  $t\bar{t}$  events is generated with the POWHEG 2.0 generator [26–28] at NLO. The

production of V+jets events is simulated with the MADGRAPH5\_aMC@NLO 2.6.5 generator at NLO. Samples of single top quark production events are generated at NLO with the POWHEG 2.0 generator, while diboson events are produced at NLO with the MADGRAPH5\_aMC@NLO 2.6.5 generator, or with the POWHEG generator, depending on the specific combination of vector bosons studied. The background from SM events composed solely of jets produced through the strong interaction, referred to as QCD multijet events, is estimated from data as described in Section 6.

The NNPDF 3.1 [29] set of parton distribution functions (PDFs) at next-to-NLO (NNLO) is used in all simulated samples. Parton showering and hadronization are performed with PYTHIA 8.240 with the CP5 [30, 31] underlying event tune. The CMS detector response simulation is performed with GEANT4 [32] for all processes. In the samples produced at NLO with MADGRAPH5\_aMC@NLO, the FxFx jet merging scheme is employed [33].

Event reconstruction in simulated samples and recorded data is performed with the same software. The recorded data samples contain additional pp interaction vertices from the same or nearby bunch crossings (pileup). Such additional interaction vertices are generated with PYTHIA and added to all simulated events in accordance with the expected pileup distribution. Corrections are applied to the simulated samples to match the distribution of the pileup multiplicity measured in the recorded data for each year.

## 5 Trigger and event selection

The online selection [17] for the  $\tau_h\tau_h$  channel requires two hadronically decaying tau leptons. In the  $\mu\tau_h$  ( $e\tau_h$ ) channel the presence of a muon (electron) is required, and in the  $e\mu$  channel a muon-electron pair must be present. In all channels, the selected leptons ( $\ell$ ) or hadronically decaying tau leptons ( $\tau_h$ ) are required to match the objects used in the online event selection.

The following selection criteria are common across all channels:

- there must be a  $\tau_h\tau_h$ ,  $e\tau_h$ ,  $\mu\tau_h$ , or  $e\mu$  pair with opposite electric charge. No additional electrons or muons, passing loose identification criteria, may be present in the event;
- the leptons and  $\tau_h$  candidates must be separated by  $\Delta R = \sqrt{(\Delta\phi)^2 + (\Delta\eta)^2} > 0.5(0.3)$  in the  $\tau_h\tau_h$ ,  $e\tau_h$ , and  $\mu\tau_h$  ( $e\mu$ ) channels. Here,  $\phi$  and  $\eta$  refer to the azimuthal angle and the pseudorapidity of the object, respectively;
- there must be either one or two jets identified as originating from a b quark.

Across all channels, jets are selected if they have  $p_T > 20$  GeV,  $|\eta| < 2.4$ , and if they pass quality criteria based on the jet shape. Jet constituents coming from pileup interactions are subtracted. Jets originating from b quarks are identified with the DEEPTAU algorithm [34], which uses information on tracks and secondary vertices associated with the jet to identify its type (g, u/d/s, c, or b). In this Letter an efficiency of 75% for b tagging is chosen, corresponding to a mistagging probability for jets originating from gluons or light quarks of about 3%.

In the  $\tau_h\tau_h$  channel, two isolated  $\tau_h$  candidates with  $p_T > 40$  GeV and  $|\eta| < 2.1$  are required. To distinguish genuine  $\tau_h$  decays from jets originating from the hadronization of quarks or gluons, and from electrons or muons, the DEEPTAU algorithm [35] is used. Information from all individually reconstructed particles near the  $\tau_h$  candidate axis is combined with properties of the  $\tau_h$  candidate and of the event. Genuine  $\tau_h$  candidates are selected with an efficiency of 70% for a jet misidentification rate of approximately 0.43%, averaging across jet  $p_T$  and flavour.

The misidentification rates of electrons and muons as  $\tau_h$  candidates are approximately 3% and 0.2%.

In the  $e\tau_h$ ,  $\mu\tau_h$ , and  $e\mu$  channels, electrons and muons coming from  $W$  boson or tau lepton decays are treated according to the standard CMS reconstruction for electrons and muons [18, 19].

In the  $e\tau_h$  and  $\mu\tau_h$  channels, the leptonically decaying tau lepton ( $\tau_\ell$ ) must have  $p_T$  at least 1 GeV above the trigger threshold. The electron is required to have  $|\eta| < 2.1$  and  $p_T > 26$  (33) GeV in the analysis of 2016 (2017, 2018) data, while the muon is required to have  $|\eta| < 2.1$  and  $p_T > 23$  (25) GeV for the 2016 (2017, 2018) data-taking period. Quality criteria are used to select the leptons based on their relative isolation from surrounding hadronic activity and the reconstruction quality of their tracks and energy deposits in the CMS subdetectors. The  $\tau_h$  candidates are required to have  $p_T > 30$  GeV,  $|\eta| < 2.3$ , and to satisfy the same quality criteria as are applied in the  $\tau_h\tau_h$  channel. To suppress the Drell–Yan background contribution, we use the DEEPTAU algorithm to reject electrons and muons that mimic  $\tau_h$  signatures. The residual electron (muon) misidentification rate is 3% ( $< 0.1\%$ ) [35]. The invariant mass between the  $\vec{p}_T^{\text{miss}}$  and the lepton  $\vec{p}_T$ , calculated as

$$m_T(\vec{p}_T, \vec{p}_T^{\text{miss}}) = \sqrt{2p_T p_T^{\text{miss}}(1 - \cos[\Delta\phi(\vec{p}_T, \vec{p}_T^{\text{miss}})])}, \quad (1)$$

is required to be smaller than 60 GeV to reduce the contribution from  $W$ +jets events. This also results in the rejection of the  $H \rightarrow WW$  signal from the  $e\tau_h$  and  $\mu\tau_h$  channels.

In the  $e\mu$  channel, both the electron and the muon are required to have  $p_T > 15$  GeV and  $|\eta| < 2.4$ , and to pass loose reconstruction criteria. As a result of the kinematical similarities for electron-muon pairs originating from  $H \rightarrow WW$  and  $H \rightarrow \tau\tau$  decays, as well as the overlap in acceptance, these decays were studied in a single analysis channel.

## 6 Background estimation

A multitude of background processes contribute to the presented search. Those backgrounds that include genuine hadronically decaying tau leptons, prompt leptons, or leptons misidentified as  $\tau_h$  candidates are estimated from simulated events. Corrections are derived in sideband regions to better describe the data recorded by the CMS experiment. Processes involving jets misidentified as  $\tau_h$  candidates and nonprompt leptons, appearing in multijet topologies, are estimated using control regions (CRs) in data, as discussed in the following section.

### 6.1 Methods based on control regions in data

In the  $\tau_h\tau_h$ ,  $e\tau_h$ , and  $\mu\tau_h$  final states, a large fraction of the background consists of jets misidentified as hadronic tau lepton decays. This contribution is estimated with the “fake factor” ( $F_F$ ) method, first introduced in Ref. [36]. The shape of the misidentified  $\tau_h$  background is estimated from a CR obtained by inverting the isolation criterion for the leading  $\tau_h$  candidate. This CR is thus enriched in jets misidentified as  $\tau_h$  candidates. The background shape is retrieved via event weights, denoted  $F_F$ , that are derived in determination regions (DRs) targeting a specific source of jet contamination. For the  $\tau_h\tau_h$  channel only a QCD multijet DR is used, whereas the  $e\tau_h$  and  $\mu\tau_h$  channels require two additional DRs: one enriched in  $W$ +jets events and one enriched in  $t\bar{t}$  events. The weights evaluated in these DRs are parameterized as a function of the transverse momenta of the  $\tau_h$  candidates, and their angular separation, for the  $\tau_h\tau_h$  channel. In the  $e\tau_h$  and  $\mu\tau_h$  channels, they are parameterized as a function of the  $\tau_h$  candidate  $p_T$ .

The parameterization in the  $\tau_h\tau_h$  channel also depends on other event properties, such as the number of gluon and light-flavour quark jets or b jets, and the  $p_T^{\text{miss}}$ . The weighted sum of these  $F_F$  is then used to estimate the misidentified  $\tau_h$  contribution to the signal region.

In the  $e\mu$  channel, the QCD multijet background is estimated from events with a reconstructed electron-muon pair with the same electric charge. A transfer factor between this region, and the one where the leptons have opposite charge, is determined in events where the muon isolation requirement is inverted. This background estimation method is commonly referred to as the ‘‘ABCD’’ method (discussed in Refs. [37, 38]).

## 6.2 Other backgrounds

Other background processes are estimated from simulation. They are corrected to better describe the recorded data separately for each data-taking period.

Corrections are mostly determined in dedicated sideband regions, orthogonal to the event selection described in Section 5. For example, single-lepton trigger efficiencies are computed for the  $e\tau_h$  and  $\mu\tau_h$  channels using  $Z \rightarrow \ell\ell$  enriched CRs, while those for the combined triggers requiring two  $\tau_h$  candidates or an electron and muon pair are determined, respectively, in a  $\mu\tau_h$ - and a  $t\bar{t}$ -enriched CR.

Simulation-to-data correction factors are applied to the simulated samples to correct for the mismodelling of the electron and muon identification and isolation efficiencies, and for the  $\tau_h$  candidate identification efficiency and energy scale. The light lepton efficiencies are measured as a function of the lepton  $p_T$  and  $|\eta|$ , using a ‘‘tag-and-probe’’ technique in  $Z \rightarrow ee$  and  $Z \rightarrow \mu\mu$  events [19]. Correction factors for genuine  $\tau_h$  candidates are determined based on their decay mode and  $p_T$ , while those for misidentified electrons or muons depend on  $\eta$  [35].

Jet energy and resolution corrections are applied to mitigate the effect of pileup interactions and detector inefficiencies during data taking [39]. Measurements of the momentum balance in dijet,  $\gamma + \text{jet}$ ,  $Z + \text{jet}$ , and multijet events are used to correct for any residual differences in the jet energy scale between data and simulation [23].

To each reconstructed jet with  $p_T > 20 \text{ GeV}$ , b tagging scale factors are applied. The b tagging score is weighted based on a multivariate classifier using several jet properties to improve the data modelling [40].

The Z boson mass and momentum are corrected from  $Z \rightarrow \mu\mu$  events as a function of the lepton  $p_T$  and  $\eta$ . The  $p_T$  spectrum in  $t\bar{t}$  events is weighted to better describe the data, following the method described in Ref. [41].

## 7 Event classification

To improve the separation of signal from the background, boosted decision trees (BDTs) are used to classify events into distinct categories. Multiclass BDT models were trained for each channel and data-taking period. The output categories were chosen to reflect the different background compositions in each channel.

For an event, each trained BDT model returns a number of output scores equal to the number of output categories. The scores are then normalized so that their sum is equal to 1. Each output score is therefore interpreted as the probability for the event to originate from one of the physical processes targeting the associated category. Events are sorted into the category for which the output score is the highest.



Table 1: Summary of the BDT categories defined for each channel.

Channel	$e\mu$	$e\tau_h$	$\mu\tau_h$	$\tau_h\tau_h$
BDT Categories	DY, TT, $b\bar{b}H (\rightarrow WW)$ , $b\bar{b}H (\rightarrow \tau\tau)$	DY, TT, $b\bar{b}H (\rightarrow \tau\tau)$	DY, TT, $b\bar{b}H (\rightarrow \tau\tau)$	DY+Higgs, TT, $j \rightarrow \tau_h$ misid., $b\bar{b}H (\rightarrow \tau\tau)$

Table 2: Input features to the BDT classifiers used in each of the studied channels. Each variable is marked with the  $\checkmark$  symbol if it is used for the training of the BDT models in a particular channel, or the  $\times$  symbol if it is not used.

Variable	$e\mu$	$e\tau_h$	$\mu\tau_h$	$\tau_h\tau_h$
$m_{\tau\tau}$	$\times$	$\checkmark$	$\checkmark$	$\checkmark$
$m_{\text{vis}}$	$\checkmark$	$\checkmark$	$\checkmark$	$\checkmark$
$m_{\text{coll}}$	$\times$	$\checkmark$	$\checkmark$	$\times$
$D_\zeta$	$\checkmark$	$\checkmark$	$\checkmark$	$\times$
$\Delta\eta$ between lepton and $\tau_h$	$\times$	$\checkmark$	$\checkmark$	$\times$
Total transverse mass	$\checkmark$	$\times$	$\times$	$\times$
Di- $\tau$ $p_T$	$\checkmark$	$\checkmark$	$\checkmark$	$\checkmark$
Electron $p_T$	$\checkmark$	$\times$	$\times$	$\times$
Muon $p_T$	$\checkmark$	$\times$	$\times$	$\times$
$p_T$ of leading $\tau_h$	$\times$	$\times$	$\times$	$\checkmark$
$p_T$ of trailing $\tau_h$	$\times$	$\times$	$\times$	$\checkmark$
$m_T$	$\times$	$\checkmark$	$\checkmark$	$\times$
Number of b-tagged jets	$\checkmark$	$\times$	$\times$	$\checkmark$
$p_T$ of leading b-tagged jet	$\checkmark$	$\checkmark$	$\checkmark$	$\checkmark$
$p_T$ of trailing b-tagged jet	$\times$	$\checkmark$	$\checkmark$	$\times$
B tag score for leading b-tagged jet	$\times$	$\checkmark$	$\checkmark$	$\checkmark$
$\Delta\eta$ between di- $\tau$ $p_T$ and leading b-tagged jet	$\times$	$\checkmark$	$\checkmark$	$\times$
B tag score for trailing b-tagged jet	$\times$	$\checkmark$	$\checkmark$	$\checkmark$
Number of jets	$\checkmark$	$\times$	$\times$	$\checkmark$
$p_T$ of leading jet	$\checkmark$	$\times$	$\times$	$\checkmark$
$p_T$ of trailing jet	$\checkmark$	$\times$	$\times$	$\checkmark$
Dijet invariant mass	$\times$	$\times$	$\times$	$\checkmark$
Dijet $\Delta\eta$	$\checkmark$	$\times$	$\times$	$\checkmark$
$p_T^{\text{miss}}$	$\times$	$\times$	$\times$	$\checkmark$

All BDT models have a dedicated category targeting  $H \rightarrow \tau\tau$  decays, trained on the  $b\bar{b}H(y_b^2)$  and  $b\bar{b}H(y_\tau^2)$  processes. The interference term was not used in the BDT training due to the low acceptance. Other common categories target the DY+jets (DY) and  $t\bar{t}$  (TT) background processes, as their signatures in the detector resemble those of b quark associated Higgs boson production in final states involving tau leptons. The  $e\mu$  channel has an additional signal category, targeting Higgs boson decays to W bosons. As the sensitivity of this channel is driven by the  $H \rightarrow WW$  process, the BDT is trained to optimize the separation between this signal and the  $t\bar{t}$  background. In the  $\tau_h\tau_h$  channel the contribution of QCD multijet production with jets misidentified as  $\tau_h$  candidates ( $j \rightarrow \tau_h$  misid.) to the total background is larger than in the other channels and was therefore assigned to a dedicated category.

Additional BDT models incorporating a further background category targeting other Higgs boson production mechanisms, such as the Higgs-strahlung process with a Z boson decaying into

a pair of b quarks, were trained. These models identified the  $b\bar{b}H$  process less efficiently, with a marginal improvement found only in the  $\tau_h\tau_h$  channel. After applying the event selection introduced in Section 5, only a small number of events is left in this Higgs category, which is therefore merged with the DY+jets category for the statistical inference.

A summary of the BDT categories used in each channel is shown in Table 1. Although the label “TT” is used in all categories, the  $t\bar{t}$  events used in each trained model differ: in the  $\tau_h\tau_h$  channel only events with genuine  $\tau_h$  candidates are targeted by the “TT” category, in the other channels the “TT” categories target  $t\bar{t}$  events with no further selection.

As shown in Table 2, the set of variables used in the BDT training differs slightly across channels. Each set was chosen based on the potential separation between the  $b\bar{b}H$  signals from the various backgrounds in each channel. Variables that were not satisfactorily modelled in the MC samples used to train the BDT models were removed from a set to avoid introducing a bias in the relative channel towards a specific category. In cases where the mismodelling was specifically found for one year of data taking, the variable was nonetheless removed from the training set for all BDT models related to that channel. Several input features are based on approximations of the Higgs boson invariant mass and transverse momentum. These event properties bring the best separation power between the  $b\bar{b}H$  process and the backgrounds. In the  $e\tau_h$ ,  $\mu\tau_h$ , and  $\tau_h\tau_h$  channels, a dedicated likelihood-based algorithm, SVFIT [42], is used to reconstruct the kinematical properties of the di-tau system based on the momentum of the individual tau leptons, their decay modes, and the  $p_T^{\text{miss}}$ . The resulting di-tau mass and momentum are labelled as  $m_{\tau\tau}$  and  $p_{T,\tau\tau}$ . The kinematical properties of individual tau leptons are additionally used as separate input features in the  $\tau_h\tau_h$  channel.

Other variables related to the di-tau system are the collinear di-tau mass ( $m_{\text{coll}}$ ), the invariant mass of the visible tau decay product system ( $m_{\text{vis}}$ ), and the pseudorapidity separation between the visible decay products of the tau leptons ( $\Delta\eta_{\ell,\tau_h}$ ). The collinear mass is reconstructed assuming that the neutrinos produced in tau lepton decays are collinear with the visible tau lepton decay products. It is defined as [43]:

$$m_{\text{coll}} = \frac{m_{\text{vis}}}{\sqrt{\frac{p_T^\ell}{p_T^\ell + p_T^{\text{miss}}} \frac{p_T^{\tau_h}}{p_T^{\tau_h} + p_T^{\text{miss}}}}. \quad (2)$$

Both mass variables are insensitive to  $H \rightarrow WW$  decays due to their different  $p_T^{\text{miss}}$  distribution.

A similar assumption for the neutrino direction of flight underpins the introduction of the  $D_\zeta$  variable. This is defined as the linear combination of the projection of the  $p_T^{\text{miss}}$  along the bisector of the leptons or  $\tau_h$  candidates ( $\hat{\zeta}$ ) and the momentum of the dilepton (or lepton plus  $\tau_h$ ) system ( $\vec{p}_T^{\text{tot}}$ ):

$$D_\zeta = p_\zeta^{\text{miss}} - 0.85 p_\zeta^{\text{vis}}, \quad (3)$$

with

$$p_\zeta^{\text{miss}} = \vec{p}_T^{\text{miss}} \cdot \hat{\zeta} \quad \text{and} \quad p_\zeta^{\text{vis}} = \vec{p}_T^{\text{tot}} \cdot \hat{\zeta}. \quad (4)$$

The value of 0.85 was optimized to maximize the separation power between resonant  $\tau_e\tau_\mu$  decays from Higgs or Z bosons and the more isotropic neutrino emissions found in  $t\bar{t}$  or Higgs boson decays to W bosons [44].

The transverse mass ( $m_T$ ), introduced in Eq. (1), is calculated using different objects, depending on the channel. In the  $e\tau_h$  and  $\mu\tau_h$  channels, the transverse mass is computed from the charged lepton and the missing transverse momentum. The observable is used to reduce the

background contribution from electroweak processes in these channels. In the  $e\mu$  channel,  $m_T$  is used to compute the total transverse mass of the electron, muon, and missing transverse momentum system:

$$m_{T,\text{tot}} = \sqrt{m_T(\mu, e)^2 + m_T(e, p_T^{\text{miss}})^2 + m_T(\mu, p_T^{\text{miss}})^2}, \quad (5)$$

which is used as an estimator of the Higgs boson transverse mass for both the  $H \rightarrow \tau\tau$  and  $H \rightarrow WW$  decays.

Other features that enter the BDT training relate to the reconstructed jets.

As discussed in the next sections, the limits on the  $b\bar{b}H$  production cross section are extracted from a combined fit of the distributions of the BDT scores across all categories. Figure 2 shows these distributions for the  $H \rightarrow \tau\tau$  categories in the  $\tau_h\tau_h$ ,  $e\tau_h$ , and  $\mu\tau_h$  channels, and for the  $H \rightarrow WW$  category in the  $e\mu$  channel. The lower-BDT score regions are dominated by background processes, while the higher-score regions show an increasing contribution from the  $b\bar{b}H$  process.

## 8 Systematic uncertainties

The uncertainty model includes theoretical uncertainties, experimental uncertainties, and uncertainties due to the limited size of the simulated samples of events.

Theoretical uncertainties include those in the parameters used to compute the production cross section predictions. These are uncertainties in the chosen value of the strong coupling, the uncertainty coming from higher-order QCD and EW corrections, and effects due to the variation of the renormalization and factorization scales. Uncertainties from higher-order corrections to the  $b\bar{b}H$  production cross section lead to a normalization uncertainty ranging from  $-24\%$  to  $20\%$  for the  $b\bar{b}H(y_b^2)$  and  $b\bar{b}H(y_t y_b)$  processes, and  $-6.7\%$  to  $4.6\%$  for  $ggH$  production. An additional uncertainty ranging from  $-31\%$  to  $47\%$  is introduced to cover theoretical uncertainties in the additional gluon splitting to  $b\bar{b}$  ( $b\bar{b}H(y_t^2)$ ) [8, 15].

The scale variation uncertainties not only affect the process normalization, but also the shapes of the distributions used for the statistical inference. These variations are computed by independently multiplying and dividing these scales by a factor of two with respect to their theoretical predictions, and re-evaluating the  $b\bar{b}H$  production cross section. Additional uncertainties are introduced to cover the scale variation effects on the parton shower.

Uncertainties that affect only the normalization of the distributions used for the statistical inference follow a log-normal probability density function, and are labelled ‘lnN’ in Table 3. Some of the most notable are:

- the uncertainty in the integrated luminosity measurement, partially correlated between the different data-taking periods. The integrated luminosities for the 2016, 2017, and 2018 data-taking years have individual uncertainties ranging from 1.2 to 2.5% [45–47], while the overall uncertainty for the 2016–2018 period is 1.6%;
- the electron and muon identification efficiency uncertainties are estimated to be approximately 2%;
- the uncertainties in the misidentification rate of electrons and muons to  $\tau_h$  depend on the  $\tau_h\eta$ , and are estimated to be 7.5% and 6%, respectively;
- the production cross section uncertainties are estimated as 5% for the diboson and

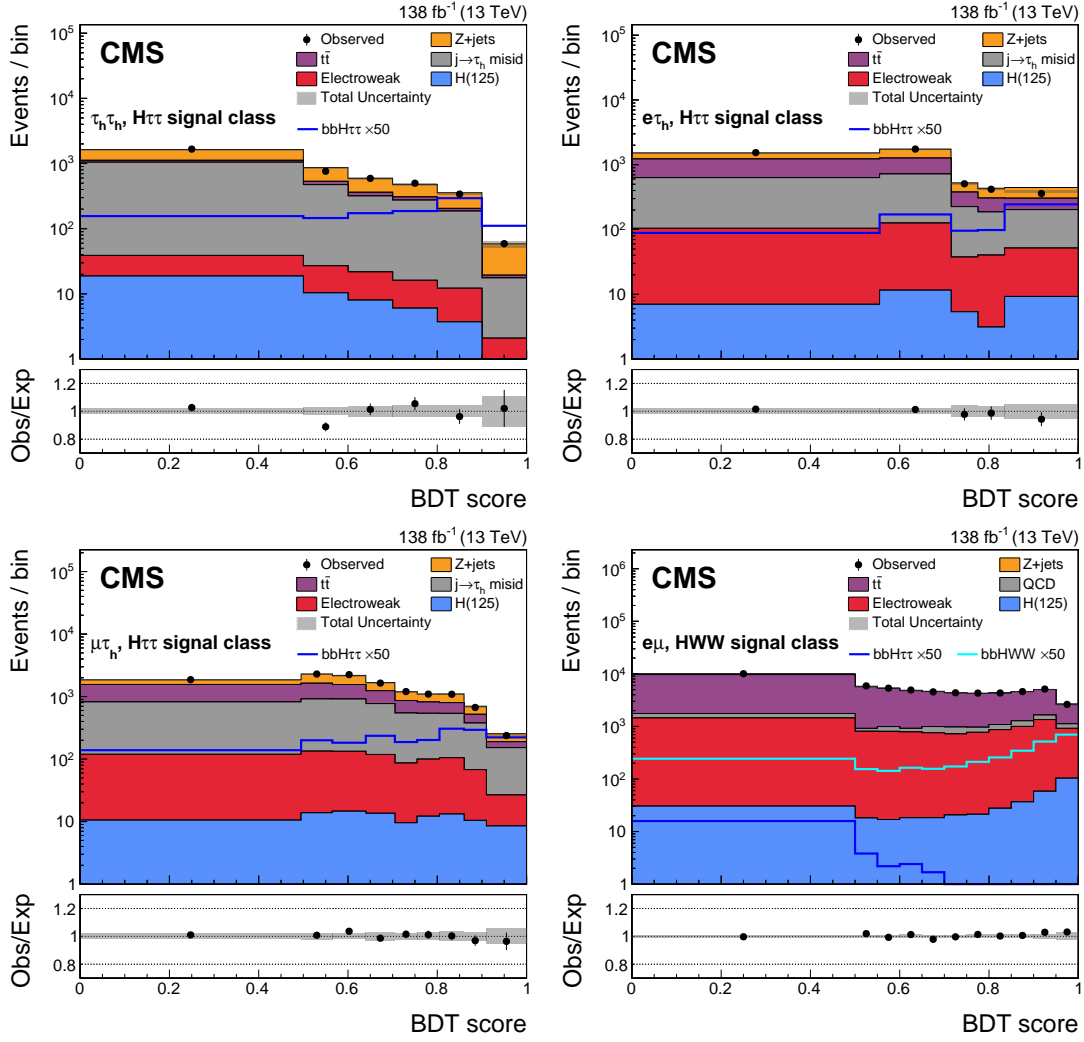


Figure 2: The BDT  $H \rightarrow \tau\tau$  class output score distributions for the  $\tau_h\tau_h$  (upper left),  $e\tau_h$  (upper right), and  $\mu\tau_h$  (lower left) channels; and the  $H \rightarrow WW$  output score for the  $e\mu$  channel (lower right). The  $bbH\tau\tau$  signal is multiplied by a factor of 50, while all other processes are scaled according to a combined fit of all BDT categories for all channels and years used in this analysis. The total uncertainty includes the statistical and systematic uncertainties. Electroweak processes in the figure include diboson,  $W$ +jets, and single top quark production. For channels involving  $\tau_h$  candidates, the  $j \rightarrow \tau_h$  misid contribution is estimated from data with the  $F_F$  method and grouped together. Simulated events with jets misidentified as  $\tau_h$  candidates are removed from the electroweak,  $DY$ +jets, and  $t\bar{t}$  groups. For the  $e\mu$  channel, the QCD multijet process is estimated using the “ABCD” method. The  $H(125)$  group includes processes where a Higgs boson is produced not in association with  $b$  quarks, including the top quark associated production and Higgs-strahlung processes, since the  $b$  jets in these events originate from the top quark and vector boson decays.

single top quark processes [48, 49], 6% for  $t\bar{t}$  [50, 51], 4% for the  $W$ +jets process [52], 2% for  $DY$ +jets [52, 53], and 15% for  $t\bar{t}V$ +jets [54].

Uncertainties in the energy scale of objects such as jets,  $\tau_h$ , and  $p_T^{\text{miss}}$  alter the distributions of the input features to the BDT models, and as such modify the shape of the BDT score distribution. The jet energy is corrected based on sources such as the detector efficiency during data taking, pileup interactions, and the clustering efficiency. The corresponding uncertainties are

Table 3: Summary table of the systematic uncertainties affecting the background processes. For uncertainties that vary significantly depending on the kinematic properties of the event, the label *event-dep.* is used. The labels ‘lnN’ and ‘shape’ are used, respectively, for uncertainties affecting only the process normalization or having a shape-altering effects.

Description	Value	Templates affected	Type
Luminosity	2016: 1.2% 2017: 2.3% 2018: 2.5%	MC	lnN
DY+jets production cross section	2%	DY	lnN
$t\bar{t}$ production cross section	6%	$t\bar{t}$	lnN
W+jets production cross section	4%	W+jets	lnN
Diboson production cross section	5%	VV	lnN
Single top quark production cross section	5%	single top	lnN
$t\bar{t}V$ +jets production cross section	15%	$t\bar{t}V$ +jets	lnN
Higgs boson production cross section	0.5–8%	H (except $b\bar{b}H$ )	lnN
$H \rightarrow \tau\tau$ branching fraction	2.1%	$H \rightarrow \tau\tau$	lnN
$H \rightarrow WW$ branching fraction	1.5%	$H \rightarrow WW$	lnN
$\alpha_S$ variation	3.2%	$b\bar{b}H$	lnN
$\mu/e$ identification	2%	MC	lnN
$e\mu$ trigger	1.5%	MC	lnN
Single $\mu/e$ trigger	$p_T$ and $\eta$ dep.	MC	shape
$\tau_h$ trigger	$p_T$ -dep.	MC	shape
b tagging	1–9%	MC	shape
$\mu(e) \rightarrow \tau_h$ fake rate	$\eta_{\tau_h}$ dep.	MC with $\ell \rightarrow \tau_h$	shape
$\tau_h$ identification	$p_T$ and DM dep. (2–3%)	MC	shape
$\tau_h$ energy scale	DM dep. (1%)	MC	shape
Jet energy scale	event-dep.	MC	shape
Jet energy resolution	event-dep.	MC	shape
$p_T^{\text{miss}}$ unclustered energy scale	event-dep.	MC	shape
Top quark $p_T$ reweighting	event-dep. (<10%)	$t\bar{t}$ , single top	shape
Z boson $p_T$ reweighting	event-dep. (<5%)	DY	shape
QCD multijet unc.	event-dep.	nonprompt $\ell$ ( $e\mu$ channel)	lnN
$F_F$ uncertainties	event-dep.	$j \rightarrow \tau_h$ fakes	shape
Prefiring	event-dep.	MC	lnN
Bin-by-bin stat. unc.	$\sqrt{N_{\text{events}}}$	All	shape

divided into groups depending on whether they are correlated across data-taking years and channels, or uncorrelated. They are shown in Table 3 as *Jet ES* and *Jet energy resolution*, and their values depend primarily on the jet  $p_T$ . These corrections are propagated to the  $p_T^{\text{miss}}$ , in addition to those accounting for PF candidates that are not clustered within jets. The  $\tau_h$  iden-

tification and energy scale depend on the  $\tau_h$  candidate decay mode (DM) and  $p_T$ . Additional uncertainties cover the energy scales of prompt and misidentified electrons and muons, and the  $p_T^{\text{miss}}$ .

The estimation of background contributions originating from nonprompt or misidentified leptons and jets leads to additional uncertainties. The ‘‘ABCD’’ method for the  $e\mu$  channel and the  $F_F$  method for the  $\tau_h\tau_h$ ,  $e\tau_h$ , and  $\mu\tau_h$  channels introduce shape-altering uncertainties pertaining to the statistical uncertainties in the samples used for the measurement of the extrapolation scale factors, the misidentification rate for jets as leptons or  $\tau_h$ , and closure tests on observables used in the analysis. Residual disagreement in the background modelling is covered by additional uncertainties generally below 5–7% across the studied parameter space.

The shape correction for the  $b$  tagging classifier introduces shape-altering effects on the BDT score. Further uncertainties originate from the correction of the top quark and Z boson  $p_T$  spectra in the  $t\bar{t}$  [55] and DY+jets processes, respectively. For both, the uncertainty is estimated as the size of the correction itself.

During the 2016 and 2017 data-taking periods, an increase in the offset of the ECAL timing pulse led the Level-1 trigger relying on ECAL to fire on the previous bunch crossing (prefiring). An uncertainty, negligible in some cases and ranging up to 4%, is introduced to account for this phenomenon.

Uncertainties accounting for the finite sizes of the simulated event samples, and the side-band regions used for the data-driven background estimates, are incorporated via the Barlow–Beeston ‘‘light’’ procedure [56, 57].

## 9 Results

The statistical analysis is performed via a simultaneous binned maximum likelihood fit to the data in all BDT categories described in Section 7. The results were obtained using the CMS statistical analysis tool COMBINE [58].

Upper limits at the 95% confidence level (CL) are set, considering as signal the sum of the  $b\bar{b}H(y_b^2)$  and  $b\bar{b}H(y_t^2)$  contributions together with their interference term. These sum up to a total cross section of  $\sigma_{\text{theory}} = 1.489$  pb. Limits are placed on the ratio between the measured cross section and its theoretical prediction:

$$\mu = \frac{\sigma(\text{pp} \rightarrow b\bar{b}H(y_b, y_t))}{\sigma_{\text{theory}}}, \quad (6)$$

which is referred to as the signal strength.

The upper limits are set using the modified frequentist  $CL_s$  criterion [59, 60], with the profile likelihood ratio modified for upper limits [61] as the test statistic. The asymptotic approximation [62] is used in the limit setting procedure. To extract the two-dimensional constraints presented later in this section, we use the profile likelihood ratio from Ref. [61] as the test statistic. The 68% (95%) confidence intervals are constructed as the union of points for which the difference in twice the negative log-likelihood with respect to the minimum is below 2.28 (5.99). In all cases, the experimental and theoretical uncertainties are incorporated in the likelihood as nuisance parameters.

The 95% CL upper limits on the signal strength are shown in Fig. 3. These limits are obtained by coherently varying all contributions to the production cross section considered, namely those

depending on Yukawa couplings to the bottom or top quark and their interference term. The combination of all channels yields an observed (expected) upper limit of 3.7 (6.1) at 95% CL.

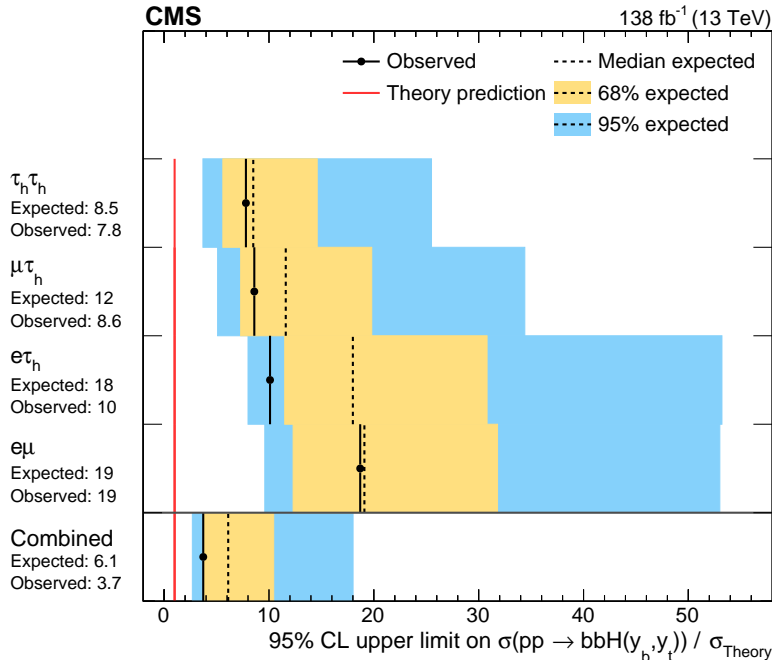


Figure 3: Upper limits at the 95% CL on the signal strength for the the  $pp \rightarrow b\bar{b}H(y_b, y_t)$  process. The terms in which the Higgs boson is produced via Yukawa couplings with top or bottom quarks contribute to the estimated relative production cross sections. The interference term between these contributions is also accounted for. The  $pp \rightarrow Z(\rightarrow b\bar{b})H$  process is treated as a background in this search. The theoretical prediction, shown as a red line placed at 1, corresponds to the estimated production cross section of 1.489 pb. The black markers show the observed limits, and the dashed lines with the yellow and blue uncertainty bands represent the expected upper limits with their 68% and 95% central intervals.

Varying each contribution separately makes it possible to constrain the coupling structure of the Higgs boson. This is done by introducing the coupling scaling parameters  $\kappa_t$  and  $\kappa_b$ , which represent deviations from the SM expectation in the Higgs boson coupling strengths, and performing a likelihood ratio scan over the  $\kappa_t$ - $\kappa_b$  parameter space. To account for the bottom quark contribution to the quark loop in the  $b\bar{b}H(y_t^2)$  process, this contribution is scaled by  $1.04\kappa_t^2 - 0.04\kappa_b\kappa_t + 0.002\kappa_b^2$  [8], while the  $b\bar{b}H(y_b^2)$  contribution and the interference term are scaled by  $\kappa_b^2$  and  $\kappa_b\kappa_t$ , respectively. To constrain the  $\kappa_t$  parameter, the results obtained in this analysis have been combined with the Higgs boson production cross section measurement in final states with two tau leptons [63] previously published by the CMS Collaboration. The published measurement required the absence of b-tagged jets, meaning that its limits on  $\kappa_b$  are entirely derived from the constraints on the Higgs boson decay width that are present in the coupling modifier model. The combination was performed at the level of the inputs for the statistical inference, because the presence of a b jet veto in Ref. [63] makes that measurement orthogonal to the search presented here.

The expected constraints in the  $\kappa_t$ - $\kappa_b$  parameter space are shown in Fig. 4 for the previous CMS results in red, and in combination with the study presented in this Letter in green. A noticeable improvement in the constraint on the  $\kappa_b$  parameter, shown by the tightening of the 68% confidence interval contour, is observed in the combined limits. The constraints observed

when fitting to the data are shown in blue, with the best fit point found at the coordinates  $(\kappa_t, \kappa_b) = (-0.73, 1.58)$ . The limits are compatible with the SM expectation at 95% CL. In this fit the  $\kappa_b$  and  $\kappa_t$  parameters are left freely floating, together with the coupling modifier for the tau leptons Yukawa coupling ( $\kappa_\tau$ ); the other coupling parameters are fixed to their SM values. This means some of the constraints on  $\kappa_b$  are indirect, from assumptions on the total Higgs boson decay width. The effects of these constraints can be observed in the red contours in Fig. 4, as the measurement of the  $H \rightarrow \tau\tau$  production cross section from Ref. [63] did not include Higgs boson production processes involving the  $\kappa_b$  coupling, beyond its contribution to the quark loop in the  $ggH$  process.

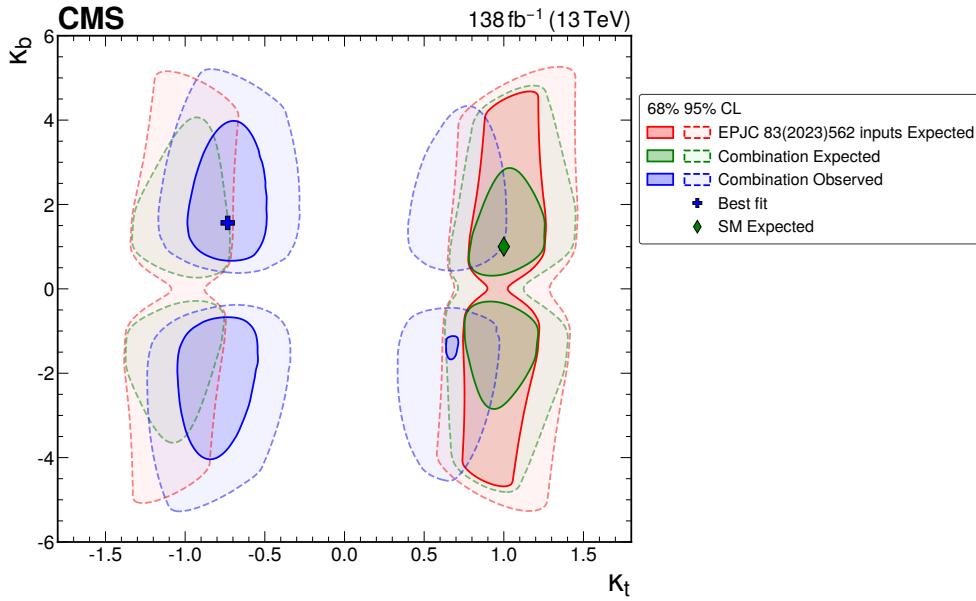


Figure 4: Two-dimensional confidence intervals on the  $\kappa_b$  and  $\kappa_t$  parameters for the channels studied in this search. Expected limits are shown in red for the  $H \rightarrow \tau\tau$  cross section measurement [63] performed for other Higgs boson production mechanisms and in green for the combination with the analysis presented in this Letter. The observed constraints are shown in blue, with a cross marking the best fit point. A green diamond is placed to mark the SM expectation. Solid lines with shaded areas mark the 68% confidence interval contours, and dashed lines mark the 95% confidence interval.

Most of the considered processes are not sensitive to the sign of the Yukawa couplings, leading to a partial degeneracy with respect to the coupling sign. This is more noticeable for  $\kappa_b$ , since the degeneracy is only broken by the  $b\bar{b}H(y_t y_b)$  interference term and the different flavour contributions to the quark loop in the  $ggH$  process. The observed limits on  $\kappa_t$  show a slight preference for negative values and are compatible with the SM prediction at 95% CL. The observed limits on  $\kappa_b$  exclude  $\kappa_b = 0$  at 95% CL and are also compatible within 68% CL with those measured in a combined fit of Higgs boson production and decay channels, including  $H \rightarrow b\bar{b}$ , performed by the CMS Collaboration with data collected in Run 2 [7]. At present, the uncertainty in the  $\kappa_b$  measurement is around 7 times larger than the established constraints provided by the analysis of Higgs boson decays.



## 10 Summary

A search for the 125 GeV Higgs boson produced in association with bottom quarks and decaying into a pair of tau leptons or W bosons has been presented. The search was performed on data collected by the CMS experiment in the period 2016–2018 at a centre-of-mass energy of  $\sqrt{s} = 13$  TeV, corresponding to an integrated luminosity of  $138 \text{ fb}^{-1}$ . This search was performed in four final states:  $\tau_h\tau_h$ ,  $e\tau_h$ ,  $\mu\tau_h$ , and  $e\mu$ . Higgs boson decays to tau leptons were targeted in all four final states, while  $H \rightarrow WW$  decays contributed only in the  $e\mu$  channel as a result of the kinematical similarities between the two decay processes. At the current level of precision, the background processes provide an adequate description of the observed data, and no significant excess above the background-only expectation was found. The observed (expected) upper limit at the 95% confidence level (CL) on the  $b\bar{b}H$  production cross section is 3.7 (6.1) times the standard model prediction. The search also constrained the Higgs Yukawa couplings to bottom and top quarks in the  $\kappa$ -model interpretation. The best fit value for the coupling modifiers was found to be  $(\kappa_t, \kappa_b) = (-0.73, 1.58)$ . The observed constraints are compatible with the standard model expectation at the 95% CL.

## Acknowledgments

We congratulate our colleagues in the CERN accelerator departments for the excellent performance of the LHC and thank the technical and administrative staffs at CERN and at other CMS institutes for their contributions to the success of the CMS effort. In addition, we gratefully acknowledge the computing centres and personnel of the Worldwide LHC Computing Grid and other centres for delivering so effectively the computing infrastructure essential to our analyses. Finally, we acknowledge the enduring support for the construction and operation of the LHC, the CMS detector, and the supporting computing infrastructure provided by the following funding agencies: SC (Armenia), BMBWF and FWF (Austria); FNRS and FWO (Belgium); CNPq, CAPES, FAPERJ, FAPERGS, and FAPESP (Brazil); MES and BNSF (Bulgaria); CERN; CAS, MoST, and NSFC (China); MINCIENCIAS (Colombia); MSES and CSF (Croatia); RIF (Cyprus); SENESCYT (Ecuador); ERC PRG, RVTT3 and MoER TK202 (Estonia); Academy of Finland, MEC, and HIP (Finland); CEA and CNRS/IN2P3 (France); SRNSF (Georgia); BMBF, DFG, and HGF (Germany); GSRI (Greece); NKFIH (Hungary); DAE and DST (India); IPM (Iran); SFI (Ireland); INFN (Italy); MSIP and NRF (Republic of Korea); MES (Latvia); LMTLT (Lithuania); MOE and UM (Malaysia); BUAP, CINVESTAV, CONACYT, LNS, SEP, and UASLP-FAI (Mexico); MOS (Montenegro); MBIE (New Zealand); PAEC (Pakistan); MES and NSC (Poland); FCT (Portugal); MESTD (Serbia); MCIN/AEI and PCTI (Spain); MOSTR (Sri Lanka); Swiss Funding Agencies (Switzerland); MST (Taipei); MHESI and NSTDA (Thailand); TUBITAK and TENMAK (Turkey); NASU (Ukraine); STFC (United Kingdom); DOE and NSF (USA).

Individuals have received support from the Marie-Curie programme and the European Research Council and Horizon 2020 Grant, contract Nos. 675440, 724704, 752730, 758316, 765710, 824093, 101115353, 101002207, and COST Action CA16108 (European Union); the Leventis Foundation; the Alfred P. Sloan Foundation; the Alexander von Humboldt Foundation; the Science Committee, project no. 22rl-037 (Armenia); the Belgian Federal Science Policy Office; the Fonds pour la Formation à la Recherche dans l'Industrie et dans l'Agriculture (FRIA-Belgium); the F.R.S.-FNRS and FWO (Belgium) under the "Excellence of Science – EOS" – be.h project n. 30820817; the Beijing Municipal Science & Technology Commission, No. Z191100007219010 and Fundamental Research Funds for the Central Universities (China); the Ministry of Education, Youth and Sports (MEYS) of the Czech Republic; the Shota Rustaveli National Science

Foundation, grant FR-22-985 (Georgia); the Deutsche Forschungsgemeinschaft (DFG), among others, under Germany's Excellence Strategy – EXC 2121 “Quantum Universe” – 390833306, and under project number 400140256 - GRK2497; the Hellenic Foundation for Research and Innovation (HFRI), Project Number 2288 (Greece); the Hungarian Academy of Sciences, the New National Excellence Program - ÚNKP, the NKFIH research grants K 131991, K 133046, K 138136, K 143460, K 143477, K 146913, K 146914, K 147048, 2020-2.2.1-ED-2021-00181, and TKP2021-NKTA-64 (Hungary); the Council of Science and Industrial Research, India; ICSC – National Research Centre for High Performance Computing, Big Data and Quantum Computing and FAIR – Future Artificial Intelligence Research, funded by the NextGenerationEU program (Italy); the Latvian Council of Science; the Ministry of Education and Science, project no. 2022/WK/14, and the National Science Center, contracts Opus 2021/41/B/ST2/01369 and 2021/43/B/ST2/01552 (Poland); the Fundação para a Ciência e a Tecnologia, grant CEECIND/01334/2018 (Portugal); the National Priorities Research Program by Qatar National Research Fund; MCIN/AEI/10.13039/501100011033, ERDF “a way of making Europe”, and the Programa Estatal de Fomento de la Investigación Científica y Técnica de Excelencia María de Maeztu, grant MDM-2017-0765 and Programa Severo Ochoa del Principado de Asturias (Spain); the Chulalongkorn Academic into Its 2nd Century Project Advancement Project, and the National Science, Research and Innovation Fund via the Program Management Unit for Human Resources & Institutional Development, Research and Innovation, grant B39G670016 (Thailand); the Kavli Foundation; the Nvidia Corporation; the SuperMicro Corporation; the Welch Foundation, contract C-1845; and the Weston Havens Foundation (USA).

## References

- [1] ATLAS Collaboration, “Observation of a new particle in the search for the standard model Higgs boson with the ATLAS detector at the LHC”, *Phys. Lett. B* **716** (2012) 1, doi:10.1016/j.physletb.2012.08.020, arXiv:1207.7214.
- [2] CMS Collaboration, “Observation of a new boson at a mass of 125 GeV with the CMS experiment at the LHC”, *Phys. Lett. B* **716** (2012) 30, doi:10.1016/j.physletb.2012.08.021, arXiv:1207.7235.
- [3] CMS Collaboration, “Observation of a new boson with mass near 125 GeV in  $pp$  collisions at  $\sqrt{s} = 7$  and 8 TeV”, *JHEP* **06** (2013) 081, doi:10.1007/JHEP06(2013)081, arXiv:1303.4571.
- [4] ATLAS Collaboration, “The ATLAS experiment at the CERN Large Hadron Collider”, *JINST* **3** (2008) S08003, doi:10.1088/1748-0221/3/08/S08003.
- [5] CMS Collaboration, “The CMS experiment at the CERN LHC”, *JINST* **3** (2008) S08004, doi:10.1088/1748-0221/3/08/S08004.
- [6] ATLAS Collaboration, “A detailed map of Higgs boson interactions by the ATLAS experiment ten years after the discovery”, *Nature* **607** (2022) 52, doi:10.1038/s41586-022-04893-w, arXiv:2207.00092. [Erratum: doi:10.1038/s41586-022-05581-5].
- [7] CMS Collaboration, “A portrait of the Higgs boson by the CMS experiment ten years after the discovery”, *Nature* **607** (2022) 60, doi:10.1038/s41586-022-04892-x, arXiv:2207.00043.

- [8] LHC Higgs Cross Section Working Group, “Handbook of LHC Higgs Cross Sections: 4. Deciphering the Nature of the Higgs Sector”, volume 2/2017. CERN, 10, 2016. doi:10.23731/CYRM-2017-002.
- [9] ATLAS Collaboration, “Observation of Higgs boson production in association with a top quark pair at the LHC with the ATLAS detector”, *Phys. Lett. B* **784** (2018) 173, doi:10.1016/j.physletb.2018.07.035, arXiv:1806.00425.
- [10] CMS Collaboration, “Observation of  $t\bar{t}H$  production”, *Phys. Rev. Lett.* **120** (2018) 231801, doi:10.1103/PhysRevLett.120.231801, arXiv:1804.02610.
- [11] D. Pagani, H.-S. Shao, and M. Zaro, “RIP  $Hb\bar{b}$ : how other Higgs production modes conspire to kill a rare signal at the LHC”, *JHEP* **11** (2020) 036, doi:10.1007/JHEP11(2020)036, arXiv:2005.10277.
- [12] CMS Collaboration, “Search for additional neutral MSSM Higgs bosons in the  $\tau\tau$  final state in proton-proton collisions at  $\sqrt{s} = 13$  TeV”, *JHEP* **09** (2018) 007, doi:10.1007/JHEP09(2018)007, arXiv:1803.06553.
- [13] CMS Collaboration, “Searches for additional Higgs bosons and for vector leptoquarks in  $\tau\tau$  final states in proton-proton collisions at  $\sqrt{s} = 13$  TeV”, *JHEP* **07** (2023) 073, doi:10.1007/JHEP07(2023)073, arXiv:2208.02717.
- [14] HEPData record for this analysis, 2024. doi:10.17182/hepdata.153508.
- [15] N. Deutschmann, F. Maltoni, M. Wiesemann, and M. Zaro, “Top-Yukawa contributions to  $bbH$  production at the LHC”, *JHEP* **07** (2019) 054, doi:10.1007/JHEP07(2019)054, arXiv:1808.01660.
- [16] CMS Collaboration, “Performance of the CMS Level-1 trigger in proton-proton collisions at  $\sqrt{s} = 13$  TeV”, *JINST* **15** (2020) P10017, doi:10.1088/1748-0221/15/10/P10017, arXiv:2006.10165.
- [17] CMS Collaboration, “The CMS trigger system”, *JINST* **12** (2017) P01020, doi:10.1088/1748-0221/12/01/P01020, arXiv:1609.02366.
- [18] CMS Collaboration, “Electron and photon reconstruction and identification with the CMS experiment at the CERN LHC”, *JINST* **16** (2021) P05014, doi:10.1088/1748-0221/16/05/P05014, arXiv:2012.06888.
- [19] CMS Collaboration, “Performance of the CMS muon detector and muon reconstruction with proton-proton collisions at  $\sqrt{s} = 13$  TeV”, *JINST* **13** (2018) P06015, doi:10.1088/1748-0221/13/06/P06015, arXiv:1804.04528.
- [20] CMS Collaboration, “Description and performance of track and primary-vertex reconstruction with the CMS tracker”, *JINST* **9** (2014) P10009, doi:10.1088/1748-0221/9/10/P10009, arXiv:1405.6569.
- [21] CMS Collaboration, “Particle-flow reconstruction and global event description with the CMS detector”, *JINST* **12** (2017) P10003, doi:10.1088/1748-0221/12/10/P10003, arXiv:1706.04965.
- [22] CMS Collaboration, “Performance of reconstruction and identification of  $\tau$  leptons decaying to hadrons and  $\nu_\tau$  in pp collisions at  $\sqrt{s} = 13$  TeV”, *JINST* **13** (2018) P10005, doi:10.1088/1748-0221/13/10/P10005, arXiv:1809.02816.


- 
- [23] CMS Collaboration, “Jet energy scale and resolution in the CMS experiment in pp collisions at 8 TeV”, *JINST* **12** (2017) P02014, doi:10.1088/1748-0221/12/02/P02014, arXiv:1607.03663.
- [24] CMS Collaboration, “Performance of missing transverse momentum reconstruction in proton-proton collisions at  $\sqrt{s} = 13$  TeV using the CMS detector”, *JINST* **14** (2019) P07004, doi:10.1088/1748-0221/14/07/P07004, arXiv:1903.06078.
- [25] J. Alwall et al., “The automated computation of tree-level and next-to-leading order differential cross sections, and their matching to parton shower simulations”, *JHEP* **07** (2014) 079, doi:10.1007/JHEP07(2014)079, arXiv:1405.0301.
- [26] S. Frixione, P. Nason, and C. Oleari, “Matching NLO QCD computations with parton shower simulations: the POWHEG method”, *JHEP* **11** (2007) 070, doi:10.1088/1126-6708/2007/11/070, arXiv:0709.2092.
- [27] S. Alioli, P. Nason, C. Oleari, and E. Re, “A general framework for implementing NLO calculations in shower Monte Carlo programs: the POWHEG BOX”, *JHEP* **06** (2010) 043, doi:10.1007/JHEP06(2010)043, arXiv:1002.2581.
- [28] P. Nason, “A new method for combining NLO QCD with shower Monte Carlo algorithms”, *JHEP* **11** (2004) 040, doi:10.1088/1126-6708/2004/11/040, arXiv:hep-ph/0409146.
- [29] NNPDF Collaboration, “Parton distributions from high-precision collider data”, *Eur. Phys. J. C* **77** (2017) 663, doi:10.1140/epjc/s10052-017-5199-5, arXiv:1706.00428.
- [30] T. Sjöstrand et al., “An introduction to PYTHIA 8.2”, *Comput. Phys. Commun.* **191** (2015) 159, doi:10.1016/j.cpc.2015.01.024, arXiv:1410.3012.
- [31] CMS Collaboration, “Extraction and validation of a new set of CMS PYTHIA8 tunes from underlying-event measurements”, *Eur. Phys. J. C* **80** (2020) 4, doi:10.1140/epjc/s10052-019-7499-4, arXiv:1903.12179.
- [32] GEANT4 Collaboration, “GEANT4—a simulation toolkit”, *Nucl. Instrum. Meth. A* **506** (2003) 250, doi:10.1016/S0168-9002(03)01368-8.
- [33] R. Frederix and S. Frixione, “Merging meets matching in MC@NLO”, *JHEP* **12** (2012) 061, doi:10.1007/JHEP12(2012)061, arXiv:1209.6215.
- [34] E. Bols et al., “Jet flavour classification using DeepJet”, *JINST* **15** (2020) P12012, doi:10.1088/1748-0221/15/12/p12012.
- [35] CMS Collaboration, “Identification of hadronic tau lepton decays using a deep neural network”, *JINST* **17** (2022) P07023, doi:10.1088/1748-0221/17/07/P07023, arXiv:2201.08458.
- [36] CMS Collaboration, “Measurement of the  $Z\gamma^* \rightarrow \tau\tau$  cross section in pp collisions at  $\sqrt{s} = 13$  TeV and validation of  $\tau$  lepton analysis techniques”, *Eur. Phys. J. C* **78** (2018) 708, doi:10.1140/epjc/s10052-018-6146-9, arXiv:1801.03535.
- [37] CDF Collaboration, “A measurement of the ratio  $\sigma \times B(p\bar{p} \rightarrow W \rightarrow e\nu) / \sigma \times B(p\bar{p} \rightarrow Z^0 \rightarrow ee)$  in  $p\bar{p}$  collisions at  $\sqrt{s} = 1800$  GeV”, *Phys. Rev. D* **52** (1995) 2624, doi:10.1103/PhysRevD.52.2624.

- [38] CMS Collaboration, “Observation of the Higgs boson decay to a pair of  $\tau$  leptons with the CMS detector”, *Phys. Lett. B* **779** (2018) 283, doi:10.1016/j.physletb.2018.02.004, arXiv:1708.00373.
- [39] CMS Collaboration, “Pileup mitigation at CMS in 13 TeV data”, *JINST* **15** (2020) P09018, doi:10.1088/1748-0221/15/09/P09018, arXiv:2003.00503.
- [40] CMS Collaboration, “Identification of heavy-flavour jets with the CMS detector in pp collisions at 13 TeV”, *JINST* **13** (2018) P05011, doi:10.1088/1748-0221/13/05/P05011, arXiv:1712.07158.
- [41] CMS Collaboration, “Measurement of the Higgs boson production rate in association with top quarks in final states with electrons, muons, and hadronically decaying tau leptons at  $\sqrt{s} = 13$  TeV”, *Eur. Phys. J. C* **81** (2021) 378, doi:10.1140/epjc/s10052-021-09014-x, arXiv:2011.03652.
- [42] L. Bianchini, J. Conway, E. K. Friis, and C. Veelken, “Reconstruction of the Higgs mass in  $H \rightarrow \tau\tau$  events by dynamical likelihood techniques”, *J. Phys. Conf. Ser.* **513** (2014) 022035, doi:10.1088/1742-6596/513/2/022035.
- [43] A. Elagin, P. Murat, A. Pranko, and A. Safonov, “A new mass reconstruction technique for resonances decaying to di-tau”, *Nucl. Instrum. Meth. A* **654** (2011) 481, doi:10.1016/j.nima.2011.07.009, arXiv:1012.4686.
- [44] CDF Collaboration, “Search for neutral MSSM Higgs bosons decaying to tau pairs in  $p\bar{p}$  collisions at  $\sqrt{s} = 1.96$  TeV”, *Phys. Rev. Lett.* **96** (2006) 011802, doi:10.1103/PhysRevLett.96.011802, arXiv:hep-ex/0508051.
- [45] CMS Collaboration, “Precision luminosity measurement in proton-proton collisions at  $\sqrt{s} = 13$  TeV in 2015 and 2016 at CMS”, *Eur. Phys. J. C* **81** (2021) 800, doi:10.1140/epjc/s10052-021-09538-2, arXiv:2104.01927.
- [46] CMS Collaboration, “CMS luminosity measurement for the 2017 data-taking period at  $\sqrt{s} = 13$  TeV”, CMS Physics Analysis Summary CMS-PAS-LUM-17-004, 2018.
- [47] CMS Collaboration, “CMS luminosity measurement for the 2018 data-taking period at  $\sqrt{s} = 13$  TeV”, CMS Physics Analysis Summary CMS-PAS-LUM-18-002, 2019.
- [48] J. M. Campbell, R. K. Ellis, and C. Williams, “Vector boson pair production at the LHC”, *JHEP* **07** (2011) 018, doi:10.1007/JHEP07(2011)018, arXiv:1105.0020.
- [49] T. Gehrmann et al., “ $W^+W^-$  production at hadron colliders in next to next to leading order QCD”, *Phys. Rev. Lett.* **113** (2014) 212001, doi:10.1103/PhysRevLett.113.212001, arXiv:1408.5243.
- [50] M. Czakon and A. Mitov, “Top++: A program for the calculation of the top-pair cross-section at hadron colliders”, *Comput. Phys. Commun.* **185** (2014) 2930, doi:10.1016/j.cpc.2014.06.021, arXiv:1112.5675.
- [51] N. Kidonakis, “Top quark production”, in *Helmholtz International Summer School on Physics of Heavy Quarks and Hadrons*, p. 139. 2014. arXiv:1311.0283. doi:10.3204/DESY-PROC-2013-03/Kidonakis.


















- 
- [52] K. Melnikov and F. Petriello, “Electroweak gauge boson production at hadron colliders through  $O(\alpha_s^2)$ ”, *Phys. Rev. D* **74** (2006) 114017, doi:10.1103/PhysRevD.74.114017, arXiv:hep-ph/0609070.
- [53] R. Gavin, Y. Li, F. Petriello, and S. Quackenbush, “FEWZ 2.0: A code for hadronic z production at next-to-next-to-leading order”, *Computer Physics Communications* **182** (2011) 2388, doi:10.1016/j.cpc.2011.06.008.
- [54] CMS Collaboration, “Measurement of the cross section for top quark pair production in association with a W or Z boson in proton-proton collisions at  $\sqrt{s} = 13$  TeV”, *JHEP* **08** (2018) 011, doi:10.1007/JHEP08(2018)011, arXiv:1711.02547.
- [55] CMS Collaboration, “Differential cross section measurements for the production of top quark pairs and of additional jets using dilepton events from pp collisions at  $\sqrt{s} = 13$  TeV”, 2024. arXiv:2402.08486. Submitted to the *JHEP*.
- [56] R. J. Barlow and C. Beeston, “Fitting using finite Monte Carlo samples”, *Comput. Phys. Commun.* **77** (1993) 219, doi:10.1016/0010-4655(93)90005-w.
- [57] J. S. Conway, “Incorporating nuisance parameters in likelihoods for multisource spectra”, in *PHYSTAT 2011*, p. 115. 2011. arXiv:1103.0354. doi:10.5170/CERN-2011-006.115.
- [58] CMS Collaboration, “The CMS statistical analysis and combination tool: COMBINE”, 2024. arXiv:2404.06614. Accepted by *Comput. Softw. Big Sci.*
- [59] T. Junk, “Confidence level computation for combining searches with small statistics”, *Nucl. Instrum. Meth. A* **434** (1999) 435, doi:10.1016/S0168-9002(99)00498-2, arXiv:hep-ex/9902006.
- [60] A. L. Read, “Presentation of search results: The  $CL_s$  technique”, *J. Phys. G* **28** (2002) 2693, doi:10.1088/0954-3899/28/10/313.
- [61] The ATLAS Collaboration, The CMS Collaboration, The LHC Higgs Combination Group, “Procedure for the LHC Higgs boson search combination in Summer 2011”, Technical Report CMS-NOTE-2011-005, ATL-PHYS-PUB-2011-11, 2011.
- [62] G. Cowan, K. Cranmer, E. Gross, and O. Vitells, “Asymptotic formulae for likelihood-based tests of new physics”, *Eur. Phys. J. C* **71** (2011) 1554, doi:10.1140/epjc/s10052-011-1554-0, arXiv:1007.1727. [Erratum: doi:10.1140/epjc/s10052-013-2501-z].
- [63] CMS Collaboration, “Measurements of Higgs boson production in the decay channel with a pair of  $\tau$  leptons in proton-proton collisions at  $\sqrt{s} = 13$  TeV”, *Eur. Phys. J. C* **83** (2023) 562, doi:10.1140/epjc/s10052-023-11452-8, arXiv:2204.12957.

## A The CMS Collaboration

### Yerevan Physics Institute, Yerevan, Armenia

A. Hayrapetyan, A. Tumasyan<sup>1</sup> 












### Institut für Hochenergiephysik, Vienna, Austria

W. Adam , J.W. Andrejkovic, T. Bergauer , S. Chatterjee , K. Damanakis , M. Dragicevic , P.S. Hussain , M. Jeitler<sup>2</sup> , N. Krammer , A. Li , D. Liko , I. Mikulec , J. Schieck<sup>2</sup> , R. Schöfbeck , D. Schwarz , M. Sonawane , W. Waltenberger , C.-E. Wulz<sup>2</sup> 

















### Universiteit Antwerpen, Antwerpen, Belgium

T. Janssen , T. Van Laer, P. Van Mechelen 













### Vrije Universiteit Brussel, Brussel, Belgium

N. Breugelmans, J. D'Hondt , S. Dansana , A. De Moor , M. Delcourt , F. Heyen, S. Lowette , I. Makarenko , D. Müller , S. Tavernier , M. Tytgat<sup>3</sup> , G.P. Van Onsem , S. Van Putte , D. Vannerom 













### Université Libre de Bruxelles, Bruxelles, Belgium

B. Bilin , B. Clerbaux , A.K. Das, G. De Lentdecker , H. Evard , L. Favart , P. Gianneios , J. Jaramillo , A. Khalilzadeh, F.A. Khan , K. Lee , M. Mahdavihorrani , A. Malara , S. Paredes , M.A. Shahzad, L. Thomas , M. Vanden Bemden , C. Vander Velde , P. Vanlaer 











### Ghent University, Ghent, Belgium

M. De Coen , D. Dobur , G. Gokbulut , Y. Hong , J. Knolle , L. Lambrecht , D. Marckx , K. Mota Amarilo , K. Skovpen , N. Van Den Bossche , J. van der Linden , L. Wezenbeek 















### Université Catholique de Louvain, Louvain-la-Neuve, Belgium

A. Benecke , A. Bethani , G. Bruno , C. Caputo , J. De Favereau De Jeneret , C. Delaere , I.S. Donertas , A. Giammanco , A.O. Guzel , Sa. Jain , V. Lemaitre, J. Lidrych , P. Mastrapasqua , T.T. Tran , S. Wertz 









### Centro Brasileiro de Pesquisas Fisicas, Rio de Janeiro, Brazil

G.A. Alves , M. Alves Gallo Pereira , E. Coelho , G. Correia Silva , C. Hensel , T. Menezes De Oliveira , C. Mora Herrera<sup>4</sup> , A. Moraes , P. Rebello Teles , M. Soeiro, A. Vilela Pereira<sup>4</sup> 

### Universidade do Estado do Rio de Janeiro, Rio de Janeiro, Brazil

W.L. Aldá Júnior , M. Barroso Ferreira Filho , H. Brandao Malbouisson , W. Carvalho , J. Chinellato<sup>5</sup>, E.M. Da Costa , G.G. Da Silveira<sup>6</sup> , D. De Jesus Damiao , S. Fonseca De Souza , R. Gomes De Souza, T. Laux Kuhn, M. Macedo , J. Martins<sup>7</sup> , L. Mundim , H. Nogima , J.P. Pinheiro , A. Santoro , A. Sznajder , M. Thiel 

### Universidade Estadual Paulista, Universidade Federal do ABC, São Paulo, Brazil

C.A. Bernardes<sup>6</sup> , L. Calligaris , T.R. Fernandez Perez Tomei , E.M. Gregores , I. Maitto Silverio , P.G. Mercadante , S.F. Novaes , B. Orzari , Sandra S. Padula 




### Institute for Nuclear Research and Nuclear Energy, Bulgarian Academy of Sciences, Sofia, Bulgaria

A. Aleksandrov , G. Antchev , R. Hadjiiska , P. Iaydjiev , M. Misheva , M. Shopova , G. Sultanov 




**University of Sofia, Sofia, Bulgaria**

A. Dimitrov , L. Litov , B. Pavlov , P. Petkov , A. Petrov , E. Shumka 



**Instituto De Alta Investigación, Universidad de Tarapacá, Casilla 7 D, Arica, Chile**

S. Keshri , D. Laroze , S. Thakur 













**Beihang University, Beijing, China**

T. Cheng , T. Javaid , L. Yuan 

**Department of Physics, Tsinghua University, Beijing, China**

Z. Hu , Z. Liang, J. Liu, K. Yi<sup>8,9</sup> 

**Institute of High Energy Physics, Beijing, China**

G.M. Chen<sup>10</sup> , H.S. Chen<sup>10</sup> , M. Chen<sup>10</sup> , F. Iemmi , C.H. Jiang, A. Kapoor<sup>11</sup> , H. Liao , Z.-A. Liu<sup>12</sup> , R. Sharma<sup>13</sup> , J.N. Song<sup>12</sup>, J. Tao , C. Wang<sup>10</sup>, J. Wang , Z. Wang<sup>10</sup>, H. Zhang , J. Zhao 


**State Key Laboratory of Nuclear Physics and Technology, Peking University, Beijing, China**

A. Agapitos , Y. Ban , S. Deng , B. Guo, C. Jiang , A. Levin , C. Li , Q. Li , Y. Mao, S. Qian, S.J. Qian , X. Qin, X. Sun , D. Wang , H. Yang, L. Zhang , Y. Zhao, C. Zhou 

**Guangdong Provincial Key Laboratory of Nuclear Science and Guangdong-Hong Kong Joint Laboratory of Quantum Matter, South China Normal University, Guangzhou, China**

S. Yang 


**Sun Yat-Sen University, Guangzhou, China**

Z. You 

**University of Science and Technology of China, Hefei, China**

K. Jaffel , N. Lu 

**Nanjing Normal University, Nanjing, China**

G. Bauer<sup>14</sup>, B. Li, J. Zhang 

**Institute of Modern Physics and Key Laboratory of Nuclear Physics and Ion-beam Application (MOE) - Fudan University, Shanghai, China**

X. Gao<sup>15</sup> , Y. Li

**Zhejiang University, Hangzhou, Zhejiang, China**

Z. Lin , C. Lu , M. Xiao 



**Universidad de Los Andes, Bogota, Colombia**

C. Avila , D.A. Barbosa Trujillo, A. Cabrera , C. Florez , J. Fraga , J.A. Reyes Vega



**Universidad de Antioquia, Medellin, Colombia**

F. Ramirez , C. Rendón, M. Rodriguez , A.A. Ruales Barbosa , J.D. Ruiz Alvarez 

**University of Split, Faculty of Electrical Engineering, Mechanical Engineering and Naval Architecture, Split, Croatia**

D. Giljanovic , N. Godinovic , D. Lelas , A. Sculac 

**University of Split, Faculty of Science, Split, Croatia**

M. Kovac , A. Petkovic, T. Sculac 

**Institute Rudjer Boskovic, Zagreb, Croatia**




P. Bargassa , V. Brigljevic , B.K. Chitroda , D. Ferencek , K. Jakovcic, A. Starodumov<sup>16</sup> , T. Susa 



**University of Cyprus, Nicosia, Cyprus**

A. Attikis , K. Christoforou , A. Hadjiagapiou, C. Leonidou , J. Mousa , C. Nicolaou, L. Paizanos, F. Ptochos , P.A. Razis , H. Rykaczewski, H. Saka , A. Stepennov 



**Charles University, Prague, Czech Republic**

M. Finger , M. Finger Jr. , A. Kveton 



**Universidad San Francisco de Quito, Quito, Ecuador**

E. Carrera Jarrin 









**Academy of Scientific Research and Technology of the Arab Republic of Egypt, Egyptian Network of High Energy Physics, Cairo, Egypt**

B. El-mahdy, S. Khalil<sup>17</sup> , E. Salama<sup>18,19</sup> 

**Center for High Energy Physics (CHEP-FU), Fayoum University, El-Fayoum, Egypt**

A. Lotfy , M.A. Mahmoud 
















**National Institute of Chemical Physics and Biophysics, Tallinn, Estonia**

K. Ehataht , M. Kadastik, T. Lange , S. Nandan , C. Nielsen , J. Pata , M. Raidal , L. Tani , C. Veelken 

**Department of Physics, University of Helsinki, Helsinki, Finland**

H. Kirschenmann , K. Osterberg , M. Voutilainen 



















**Helsinki Institute of Physics, Helsinki, Finland**

S. Bharthuar , N. Bin Norjoharuddeen , E. Brücken , F. Garcia , P. Inkaew , K.T.S. Kallonen , T. Lampén , K. Lassila-Perini , S. Lehti , T. Lindén , L. Martikainen , M. Myllymäki , M.m. Rantanen , H. Siikonen , J. Tuominiemi 




























**Lappeenranta-Lahti University of Technology, Lappeenranta, Finland**

P. Luukka , H. Petrow 


















**IRFU, CEA, Université Paris-Saclay, Gif-sur-Yvette, France**

M. Besancon , F. Couderc , M. Dejardin , D. Denegri, J.L. Faure, F. Ferri , S. Ganjour , P. Gras , G. Hamel de Monchenault , M. Kumar , V. Lohezic , J. Malcles , F. Orlandi , L. Portales , A. Rosowsky , M.Ö. Sahin , A. Savoy-Navarro<sup>20</sup> , P. Simkina , M. Titov , M. Tornago 

**Laboratoire Leprince-Ringuet, CNRS/IN2P3, Ecole Polytechnique, Institut Polytechnique de Paris, Palaiseau, France**

F. Beaudette , G. Boldrini , P. Busson , A. Cappati , C. Charlot , M. Chiusi , F. Damas , O. Davignon , A. De Wit , I.T. Ehle , B.A. Fontana Santos Alves , S. Ghosh , A. Gilbert , R. Granier de Cassagnac , A. Hakimi , B. Harikrishnan , L. Kalipoliti , G. Liu , M. Nguyen , C. Ochando , R. Salerno , J.B. Sauvan , Y. Sirois , L. Urda Gómez , E. Vernazza , A. Zabi , A. Zghiche 


















**Université de Strasbourg, CNRS, IPHC UMR 7178, Strasbourg, France**

J.-L. Agram<sup>21</sup> , J. Andrea , D. Apparú , D. Bloch , J.-M. Brom , E.C. Chabert , C. Collard , S. Falke , U. Goerlach , R. Haeberle , A.-C. Le Bihan , M. Meena , O. Poncet , G. Saha , M.A. Sessini , P. Van Hove , P. Vaucelle 




**Centre de Calcul de l'Institut National de Physique Nucleaire et de Physique des Particules, CNRS/IN2P3, Villeurbanne, France**

A. Di Florio 

**Institut de Physique des 2 Infinis de Lyon (IP2I ), Villeurbanne, France**

D. Amram, S. Beauceron , B. Blancon , G. Boudoul , N. Chanon , D. Contardo , P. Depasse , C. Dozen<sup>22</sup> , H. El Mamouni, J. Fay , S. Gascon , M. Gouzevitch , C. Greenberg, G. Grenier , B. Ille , E. Jourd’huy, I.B. Laktineh, M. Lethuillier , L. Mirabito, S. Perries, A. Purohit , M. Vander Donckt , P. Verdier , J. Xiao 






























### Georgian Technical University, Tbilisi, Georgia

A. Khvedelidze<sup>16</sup> , I. Lomidze , Z. Tsamalaidze<sup>16</sup> 









### RWTH Aachen University, I. Physikalisches Institut, Aachen, Germany

V. Botta , S. Consuegra Rodríguez , L. Feld , K. Klein , M. Lipinski , D. Meuser , A. Pauls , D. Pérez Adán , N. Röwert , M. Teroerde 





























































### RWTH Aachen University, III. Physikalisches Institut A, Aachen, Germany

S. Diekmann , A. Dodonova , N. Eich , D. Eliseev , F. Engelke , J. Erdmann , M. Erdmann , P. Fackeldey , B. Fischer , T. Hebbeker , K. Hoepfner , F. Ivone , A. Jung , M.y. Lee , F. Mausolf , M. Merschmeyer , A. Meyer , S. Mukherjee , D. Noll , F. Nowotny, A. Pozdnyakov , Y. Rath, W. Redjeb , F. Rehm, H. Reithler , V. Sarkisovi , A. Schmidt , C. Seth, A. Sharma , J.L. Spah , A. Stein , F. Torres Da Silva De Araujo<sup>23</sup> , S. Wiedenbeck , S. Zaleski







































### RWTH Aachen University, III. Physikalisches Institut B, Aachen, Germany

C. Dziwok , G. Flügge , T. Kress , A. Nowack , O. Pooth , A. Stahl , T. Ziemons , A. Zotz 










### Deutsches Elektronen-Synchrotron, Hamburg, Germany
























H. Aarup Petersen , M. Aldaya Martin , J. Alimena , S. Amoroso, Y. An , J. Bach , S. Baxter , M. Bayatmakou , H. Becerril Gonzalez , O. Behnke , A. Belvedere , F. Blekman<sup>24</sup> , K. Borras<sup>25</sup> , A. Campbell , A. Cardini , C. Cheng, F. Colombina , G. Eckerlin, D. Eckstein , L.I. Estevez Banos , O. Filatov , E. Gallo<sup>24</sup> , A. Geiser , V. Guglielmi , M. Guthoff , A. Hinzmann , L. Jeppe , B. Kaech , M. Kasemann , C. Kleinwort , R. Kogler , M. Komm , D. Krücker , W. Lange, D. Leyva Pernia , K. Lipka<sup>26</sup> , W. Lohmann<sup>27</sup> , F. Lorkowski , R. Mankel , I.-A. Melzer-Pellmann , M. Mendizabal Morentin , A.B. Meyer , G. Milella , K. Moral Figueroa , A. Mussgiller , L.P. Nair , J. Niedziela , A. Nürnberg , Y. Otari, J. Park , E. Ranken , A. Raspereza , D. Rastorguev , J. Rübenach, L. Rygaard, A. Saggio , M. Scham<sup>28,25</sup> , S. Schnake<sup>25</sup> , P. Schütze , C. Schwanenberger<sup>24</sup> , D. Selivanova , K. Sharko , M. Shchedrolosiev , D. Stafford, P. Stelldinger<sup>29</sup> , F. Vazzoler , A. Ventura Barroso , R. Walsh , D. Wang , Q. Wang , Y. Wen , K. Wichmann, L. Wiens<sup>25</sup> , C. Wissing , Y. Yang , A. Zimmermann Castro Santos 

### University of Hamburg, Hamburg, Germany

A. Albrecht , S. Albrecht , M. Antonello , S. Bein , L. Benato , S. Bollweg, M. Bonanomi , P. Connor , K. El Morabit , Y. Fischer , E. Garutti , A. Grohsjean , J. Haller , H.R. Jabusch , G. Kasieczka , P. Keicher, R. Klanner , W. Korcari , T. Kramer , C.c. Kuo, V. Kutzner , F. Labe , J. Lange , A. Lobanov , C. Matthies , L. Moureaux , M. Mrowietz, A. Nigamova , Y. Nissan, A. Paasch , K.J. Pena Rodriguez , T. Quadfasel , B. Raciti , M. Rieger , D. Savoie , J. Schindler , P. Schleper , M. Schröder , J. Schwandt , M. Sommerhalder , H. Stadie , G. Steinbrück , A. Tews, M. Wolf 

### Karlsruher Institut fuer Technologie, Karlsruhe, Germany

S. Brommer , M. Burkart, E. Butz , T. Chwalek , A. Dierlamm , A. Droll, U. Elicabuk, N. Faltermann , M. Giffels , A. Gottmann , F. Hartmann<sup>30</sup> , R. Hofsaess 

M. Horzela , U. Husemann , J. Kieseler , M. Klute , R. Koppenhöfer , J.M. Lawhorn , M. Link, A. Lintuluoto , S. Maier , S. Mitra , M. Mormile , Th. Müller , M. Neukum, M. Oh , E. Pfeffer , M. Presilla , G. Quast , K. Rabbertz , B. Regnery , N. Shadskiy , I. Shvetsov , H.J. Simonis , L. Sowa, L. Stockmeier, K. Tauqeer, M. Toms , N. Trevisani , R.F. Von Cube , M. Wassmer , S. Wieland , F. Wittig, R. Wolf , X. Zuo 

**Institute of Nuclear and Particle Physics (INPP), NCSR Demokritos, Aghia Paraskevi, Greece**

G. Anagnostou, G. Daskalakis , A. Kyriakis, A. Papadopoulos<sup>30</sup>, A. Stakia 

**National and Kapodistrian University of Athens, Athens, Greece**

P. Kontaxakis , G. Melachroinos, Z. Painesis , I. Papavergou , I. Paraskevas , N. Saoulidou , K. Theofilatos , E. Tziaferi , K. Vellidis , I. Zisopoulos 






**National Technical University of Athens, Athens, Greece**

G. Bakas , T. Chatzistavrou, G. Karapostoli , K. Kousouris , I. Papakrivopoulos , E. Siamarkou, G. Tsipolitis , A. Zacharopoulou

**University of Ioánnina, Ioánnina, Greece**

K. Adamidis, I. Bestintzanos, I. Evangelou , C. Foudas, C. Kamtsikis, P. Katsoulis, P. Kokkas , P.G. Kosmoglou Kioseoglou , N. Manthos , I. Papadopoulos , J. Strologas 

**HUN-REN Wigner Research Centre for Physics, Budapest, Hungary**

C. Hajdu , D. Horvath<sup>31,32</sup> , K. Márton, A.J. Rádl<sup>33</sup> , F. Sikler , V. Veszpremi 

**MTA-ELTE Lendület CMS Particle and Nuclear Physics Group, Eötvös Loránd University, Budapest, Hungary**

M. Csanád , K. Farkas , A. Fehérkuti<sup>34</sup> , M.M.A. Gadallah<sup>35</sup> , Á. Kadlecik , P. Major , G. Pásztor , G.I. Veres 

**Faculty of Informatics, University of Debrecen, Debrecen, Hungary**

B. Ujvari , G. Zilizi 










**Institute of Nuclear Research ATOMKI, Debrecen, Hungary**

G. Bencze, S. Czellar, J. Molnar, Z. Szillasi

**Karoly Robert Campus, MATE Institute of Technology, Gyongyos, Hungary**

F. Nemes<sup>34</sup> , T. Novak 

**Panjab University, Chandigarh, India**

S. Bansal , S.B. Beri, V. Bhatnagar , G. Chaudhary , S. Chauhan , N. Dhingra<sup>36</sup> , A. Kaur , A. Kaur , H. Kaur , M. Kaur , S. Kumar , K. Sandeep , T. Sheokand, J.B. Singh , A. Singla 










**University of Delhi, Delhi, India**

A. Ahmed , A. Bhardwaj , A. Chhetri , B.C. Choudhary , A. Kumar , A. Kumar , M. Naimuddin , K. Ranjan , M.K. Saini, S. Saumya 

**Saha Institute of Nuclear Physics, HBNI, Kolkata, India**

S. Baradia , S. Barman<sup>37</sup> , S. Bhattacharya , S. Das Gupta, S. Dutta , S. Dutta, S. Sarkar

**Indian Institute of Technology Madras, Madras, India**

M.M. Ameen , P.K. Behera , S.C. Behera , S. Chatterjee , G. Dash , P. Jana , P. Kalbhor , S. Kamble , J.R. Komaragiri<sup>38</sup> , D. Kumar<sup>38</sup> , T. Mishra , B. Parida , P.R. Pujahari , N.R. Saha , A. Sharma , A.K. Sikdar , R.K. Singh, P. Verma, S. Verma , A. Vijay











**Tata Institute of Fundamental Research-A, Mumbai, India**

S. Dugad, G.B. Mohanty , M. Shelake, P. Suryadevara










**Tata Institute of Fundamental Research-B, Mumbai, India**

A. Bala , S. Banerjee , R.M. Chatterjee, M. Guchait , Sh. Jain , A. Jaiswal, S. Kumar , G. Majumder , K. Mazumdar , S. Parolia , A. Thachayath 

**National Institute of Science Education and Research, An OCC of Homi Bhabha National Institute, Bhubaneswar, Odisha, India**

S. Bahinipati<sup>39</sup> , C. Kar , D. Maity<sup>40</sup> , P. Mal , V.K. Muraleedharan Nair Bindhu<sup>40</sup> , K. Naskar<sup>40</sup> , A. Nayak<sup>40</sup> , S. Nayak, K. Pal, P. Sadangi, S.K. Swain , S. Varghese<sup>40</sup> , D. Vats<sup>40</sup> 








**Indian Institute of Science Education and Research (IISER), Pune, India**

S. Acharya<sup>41</sup> , A. Alpana , S. Dube , B. Gomber<sup>41</sup> , P. Hazarika , B. Kansal , A. Laha , B. Sahu<sup>41</sup> , S. Sharma , K.Y. Vaish 

**Isfahan University of Technology, Isfahan, Iran**

H. Bakhshiansohi<sup>42</sup> , A. Jafari<sup>43</sup> , M. Zeinali<sup>44</sup> 



















**Institute for Research in Fundamental Sciences (IPM), Tehran, Iran**

S. Bashiri, S. Chenarani<sup>45</sup> , S.M. Etesami , Y. Hosseini , M. Khakzad , E. Khazaie<sup>46</sup> , M. Mohammadi Najafabadi , S. Tizchang<sup>47</sup> 











**University College Dublin, Dublin, Ireland**

M. Felcini , M. Grunewald 





**INFN Sezione di Bari<sup>a</sup>, Università di Bari<sup>b</sup>, Politecnico di Bari<sup>c</sup>, Bari, Italy**

M. Abbrescia<sup>a,b</sup> , A. Colaleo<sup>a,b</sup> , D. Creanza<sup>a,c</sup> , B. D'Anzi<sup>a,b</sup> , N. De Filippis<sup>a,c</sup> , M. De Palma<sup>a,b</sup> , W. Elmetenawee<sup>a,b,48</sup> , L. Fiore<sup>a</sup> , G. Iaselli<sup>a,c</sup> , L. Longo<sup>a</sup> , M. Louka<sup>a,b</sup>, G. Maggi<sup>a,c</sup> , M. Maggi<sup>a</sup> , I. Margjeka<sup>a</sup> , V. Mastrapasqua<sup>a,b</sup> , S. My<sup>a,b</sup> , S. Nuzzo<sup>a,b</sup> , A. Pellecchia<sup>a,b</sup> , A. Pompili<sup>a,b</sup> , G. Pugliese<sup>a,c</sup> , R. Radogna<sup>a,b</sup> , D. Ramos<sup>a</sup> , A. Ranieri<sup>a</sup> , L. Silvestris<sup>a</sup> , F.M. Simone<sup>a,c</sup> , Ü. Sözbilir<sup>a</sup> , A. Stamerra<sup>a,b</sup> , D. Troiano<sup>a,b</sup> , R. Venditti<sup>a,b</sup> , P. Verwilligen<sup>a</sup> , A. Zaza<sup>a,b</sup> 











**INFN Sezione di Bologna<sup>a</sup>, Università di Bologna<sup>b</sup>, Bologna, Italy**

G. Abbiendi<sup>a</sup> , C. Battilana<sup>a,b</sup> , D. Bonacorsi<sup>a,b</sup> , P. Capiluppi<sup>a,b</sup> , A. Castro<sup>+a,b</sup> , F.R. Cavallo<sup>a</sup> , M. Cuffiani<sup>a,b</sup> , G.M. Dallavalle<sup>a</sup> , T. Diotallevi<sup>a,b</sup> , F. Fabbri<sup>a</sup> , A. Fanfani<sup>a,b</sup> , D. Fasanella<sup>a</sup> , P. Giacomelli<sup>a</sup> , L. Giommi<sup>a,b</sup> , C. Grandi<sup>a</sup> , L. Guiducci<sup>a,b</sup> , S. Lo Meo<sup>a,49</sup> , M. Lorusso<sup>a,b</sup> , L. Lunerti<sup>a</sup> , S. Marcellini<sup>a</sup> , G. Masetti<sup>a</sup> , F.L. Navarra<sup>a,b</sup> , G. Paggi<sup>a,b</sup> , A. Perrotta<sup>a</sup> , F. Primavera<sup>a,b</sup> , A.M. Rossi<sup>a,b</sup> , S. Rossi Tisbeni<sup>a,b</sup> , T. Rovelli<sup>a,b</sup> , G.P. Siroli<sup>a,b</sup> 

**INFN Sezione di Catania<sup>a</sup>, Università di Catania<sup>b</sup>, Catania, Italy**
















































S. Costa<sup>a,b,50</sup> , A. Di Mattia<sup>a</sup> , A. Lapertosa<sup>a</sup> , R. Potenza<sup>a,b</sup>, A. Tricomi<sup>a,b,50</sup> , C. Tuve<sup>a,b</sup> 






























**INFN Sezione di Firenze<sup>a</sup>, Università di Firenze<sup>b</sup>, Firenze, Italy**

P. Assiouras<sup>a</sup> , G. Barbagli<sup>a</sup> , G. Bardelli<sup>a,b</sup> , B. Camaiani<sup>a,b</sup> , A. Cassese<sup>a</sup> , R. Ceccarelli<sup>a</sup> , V. Ciulli<sup>a,b</sup> , C. Civinini<sup>a</sup> , R. D'Alessandro<sup>a,b</sup> , E. Focardi<sup>a,b</sup> , T. Kello<sup>a</sup>, G. Latino<sup>a,b</sup> , P. Lenzi<sup>a,b</sup> , M. Lizzo<sup>a</sup> , M. Meschini<sup>a</sup> , S. Paoletti<sup>a</sup> , A. Papanastassiou<sup>a,b</sup>, G. Sguazzoni<sup>a</sup> , L. Viliani<sup>a</sup> 








**INFN Laboratori Nazionali di Frascati, Frascati, Italy**

L. Benussi , S. Bianco , S. Meola<sup>51</sup> , D. Piccolo 

**INFN Sezione di Genova<sup>a</sup>, Università di Genova<sup>b</sup>, Genova, Italy**P. Chatagnon<sup>a</sup> , F. Ferro<sup>a</sup> , E. Robutti<sup>a</sup> , S. Tosi<sup>a,b</sup> **INFN Sezione di Milano-Bicocca<sup>a</sup>, Università di Milano-Bicocca<sup>b</sup>, Milano, Italy**A. Benaglia<sup>a</sup> , F. Brivio<sup>a</sup> , F. Cetorelli<sup>a,b</sup> , F. De Guio<sup>a,b</sup> , M.E. Dinardo<sup>a,b</sup> , P. Dini<sup>a</sup> , S. Gennai<sup>a</sup> , R. Gerosa<sup>a,b</sup> , A. Ghezzi<sup>a,b</sup> , P. Govoni<sup>a,b</sup> , L. Guzzi<sup>a</sup> , M.T. Lucchini<sup>a,b</sup> , M. Malberti<sup>a</sup> , S. Malvezzi<sup>a</sup> , A. Massironi<sup>a</sup> , D. Menasce<sup>a</sup> , L. Moroni<sup>a</sup> , M. Paganoni<sup>a,b</sup> , S. Palluotto<sup>a,b</sup> , D. Pedrini<sup>a</sup> , A. Perego<sup>a,b</sup> , B.S. Pinolini<sup>a</sup>, G. Pizzati<sup>a,b</sup>, S. Ragazzi<sup>a,b</sup> , T. Tabarelli de Fatis<sup>a,b</sup> **INFN Sezione di Napoli<sup>a</sup>, Università di Napoli 'Federico II'<sup>b</sup>, Napoli, Italy; Università della Basilicata<sup>c</sup>, Potenza, Italy; Scuola Superiore Meridionale (SSM)<sup>d</sup>, Napoli, Italy**S. Buontempo<sup>a</sup> , A. Cagnotta<sup>a,b</sup> , F. Carnevali<sup>a,b</sup>, N. Cavallo<sup>a,c</sup> , F. Fabozzi<sup>a,c</sup> , A.O.M. Iorio<sup>a,b</sup> , L. Lista<sup>a,b,52</sup> , P. Paolucci<sup>a,30</sup> , B. Rossi<sup>a</sup> **INFN Sezione di Padova<sup>a</sup>, Università di Padova<sup>b</sup>, Padova, Italy; Università di Trento<sup>c</sup>, Trento, Italy**R. Ardino<sup>a</sup> , P. Azzi<sup>a</sup> , N. Bacchetta<sup>a,53</sup> , P. Bortignon<sup>a</sup> , G. Bortolato<sup>a,b</sup>, A. Bragagnolo<sup>a,b</sup> , A.C.M. Bulla<sup>a</sup> , R. Carlin<sup>a,b</sup> , P. Checchia<sup>a</sup> , T. Dorigo<sup>a</sup> , F. Fanzago<sup>a</sup> , U. Gasparini<sup>a,b</sup> , S. Giorgetti<sup>a</sup>, F. Gonella<sup>a</sup> , E. Lusiani<sup>a</sup> , M. Margoni<sup>a,b</sup> , A.T. Meneguzzo<sup>a,b</sup> , M. Migliorini<sup>a,b</sup> , J. Pazzini<sup>a,b</sup> , P. Ronchese<sup>a,b</sup> , R. Rossin<sup>a,b</sup> , F. Simonetto<sup>a,b</sup> , M. Tosi<sup>a,b</sup> , A. Triossi<sup>a,b</sup> , S. Ventura<sup>a</sup> , M. Zanetti<sup>a,b</sup> , P. Zotto<sup>a,b</sup> , A. Zucchetta<sup>a,b</sup> , G. Zumerle<sup>a,b</sup> **INFN Sezione di Pavia<sup>a</sup>, Università di Pavia<sup>b</sup>, Pavia, Italy**C. Aimè<sup>a</sup> , A. Braghieri<sup>a</sup> , S. Calzaferri<sup>a</sup> , D. Fiorina<sup>a</sup> , P. Montagna<sup>a,b</sup> , V. Re<sup>a</sup> , C. Riccardi<sup>a,b</sup> , P. Salvini<sup>a</sup> , I. Vai<sup>a,b</sup> , P. Vitulo<sup>a,b</sup> **INFN Sezione di Perugia<sup>a</sup>, Università di Perugia<sup>b</sup>, Perugia, Italy**S. Ajmal<sup>a,b</sup> , M.E. Ascioti<sup>a,b</sup>, G.M. Bilei<sup>a</sup> , C. Carrivale<sup>a,b</sup>, D. Ciangottini<sup>a,b</sup> , L. Fanò<sup>a,b</sup> , M. Magherini<sup>a,b</sup> , V. Mariani<sup>a,b</sup> , M. Menichelli<sup>a</sup> , F. Moscatelli<sup>a,54</sup> , A. Rossi<sup>a,b</sup> , A. Santocchia<sup>a,b</sup> , D. Spiga<sup>a</sup> , T. Tedeschi<sup>a,b</sup> **INFN Sezione di Pisa<sup>a</sup>, Università di Pisa<sup>b</sup>, Scuola Normale Superiore di Pisa<sup>c</sup>, Pisa, Italy; Università di Siena<sup>d</sup>, Siena, Italy**C.A. Alexe<sup>a,c</sup> , P. Asenov<sup>a,b</sup> , P. Azzurri<sup>a</sup> , G. Bagliesi<sup>a</sup> , R. Bhattacharya<sup>a</sup> , L. Bianchini<sup>a,b</sup> , T. Boccali<sup>a</sup> , E. Bossini<sup>a</sup> , D. Bruschini<sup>a,c</sup> , R. Castaldi<sup>a</sup> , M.A. Ciocci<sup>a,b</sup> , M. Cipriani<sup>a,b</sup> , V. D'Amante<sup>a,d</sup> , R. Dell'Orso<sup>a</sup> , S. Donato<sup>a</sup> , A. Giassi<sup>a</sup> , F. Ligabue<sup>a,c</sup> , A.C. Marini<sup>a</sup> , D. Matos Figueiredo<sup>a</sup> , A. Messineo<sup>a,b</sup> , S. Mishra<sup>a</sup> , M. Musich<sup>a,b</sup> , F. Palla<sup>a</sup> , A. Rizzi<sup>a,b</sup> , G. Rolandi<sup>a,c</sup> , S. Roy Chowdhury<sup>a</sup> , T. Sarkar<sup>a</sup> , A. Scribano<sup>a</sup> , P. Spagnolo<sup>a</sup> , R. Tenchini<sup>a</sup> , G. Tonelli<sup>a,b</sup> , N. Turini<sup>a,d</sup> , F. Vaselli<sup>a,c</sup> , A. Venturi<sup>a</sup> , P.G. Verdini<sup>a</sup> **INFN Sezione di Roma<sup>a</sup>, Sapienza Università di Roma<sup>b</sup>, Roma, Italy**C. Baldenegro Barrera<sup>a,b</sup> , P. Barria<sup>a</sup> , C. Basile<sup>a,b</sup> , F. Cavallari<sup>a</sup> , L. Cunqueiro Mendez<sup>a,b</sup> , D. Del Re<sup>a,b</sup> , E. Di Marco<sup>a,b</sup> , M. Diemoz<sup>a</sup> , F. Errico<sup>a,b</sup> , E. Longo<sup>a,b</sup> , J. Mijuskovic<sup>a,b</sup> , G. Organtini<sup>a,b</sup> , F. Pandolfi<sup>a</sup> , R. Paramatti<sup>a,b</sup> , C. Quaranta<sup>a,b</sup> , S. Rahatlou<sup>a,b</sup> , C. Rovelli<sup>a</sup> , F. Santanastasio<sup>a,b</sup> , L. Soffi<sup>a</sup> **INFN Sezione di Torino<sup>a</sup>, Università di Torino<sup>b</sup>, Torino, Italy; Università del Piemonte Orientale<sup>c</sup>, Novara, Italy**N. Amapane<sup>a,b</sup> , R. Arcidiacono<sup>a,c</sup> , S. Argiro<sup>a,b</sup> , M. Arneodo<sup>a,c</sup> , N. Bartosik<sup>a</sup> , R. Bellan<sup>a,b</sup> , A. Bellora<sup>a,b</sup> , C. Biino<sup>a</sup> , C. Borca<sup>a,b</sup> , N. Cartiglia<sup>a</sup> , M. Costa<sup>a,b</sup> 

R. Covarelli<sup>a,b</sup> , N. Demaria<sup>a</sup> , L. Finco<sup>a</sup> , M. Grippo<sup>a,b</sup> , B. Kiani<sup>a,b</sup> , F. Legger<sup>a</sup> ,  
 F. Luongo<sup>a,b</sup> , C. Mariotti<sup>a</sup> , L. Markovic<sup>a,b</sup> , S. Maselli<sup>a</sup> , A. Mecca<sup>a,b</sup> , L. Menzio<sup>a,b</sup>,  
 P. Meridiani<sup>a</sup> , E. Migliore<sup>a,b</sup> , M. Monteno<sup>a</sup> , R. Mulargia<sup>a</sup> , M.M. Obertino<sup>a,b</sup> ,  
 G. Ortona<sup>a</sup> , L. Pacher<sup>a,b</sup> , N. Pastrone<sup>a</sup> , M. Pelliccioni<sup>a</sup> , M. Ruspa<sup>a,c</sup> ,  
 F. Siviero<sup>a,b</sup> , V. Sola<sup>a,b</sup> , A. Solano<sup>a,b</sup> , A. Staiano<sup>a</sup> , C. Tarricone<sup>a,b</sup> , D. Trocino<sup>a</sup> ,  
 G. Umoret<sup>a,b</sup> , R. White<sup>a,b</sup> 

**INFN Sezione di Trieste<sup>a</sup>, Università di Trieste<sup>b</sup>, Trieste, Italy**

J. Babbar<sup>a,b</sup> , S. Belforte<sup>a</sup> , V. Candelise<sup>a,b</sup> , M. Casarsa<sup>a</sup> , F. Cossutti<sup>a</sup> , K. De Leo<sup>a</sup> ,  
 G. Della Ricca<sup>a,b</sup> 





**Kyungpook National University, Daegu, Korea**

S. Dogra , J. Hong , B. Kim , J. Kim, D. Lee, H. Lee, S.W. Lee , C.S. Moon , Y.D. Oh ,  
 M.S. Ryu , S. Sekmen , B. Tae, Y.C. Yang 

**Department of Mathematics and Physics - GWNNU, Gangneung, Korea**

M.S. Kim 

**Chonnam National University, Institute for Universe and Elementary Particles, Kwangju, Korea**

G. Bak , P. Gwak , H. Kim , D.H. Moon 

**Hanyang University, Seoul, Korea**

E. Asilar , J. Choi , D. Kim , T.J. Kim , J.A. Merlin, Y. Ryou

**Korea University, Seoul, Korea**

S. Choi , S. Han, B. Hong , K. Lee, K.S. Lee , S. Lee , J. Yoo 













**Kyung Hee University, Department of Physics, Seoul, Korea**

J. Goh , S. Yang 








**Sejong University, Seoul, Korea**

H. S. Kim , Y. Kim, S. Lee



**Seoul National University, Seoul, Korea**

J. Almond, J.H. Bhyun, J. Choi , J. Choi, W. Jun , J. Kim , Y.W. Kim, S. Ko , H. Kwon ,  
 H. Lee , J. Lee , J. Lee , B.H. Oh , S.B. Oh , H. Seo , U.K. Yang, I. Yoon 

**University of Seoul, Seoul, Korea**

W. Jang , D.Y. Kang, Y. Kang , S. Kim , B. Ko, J.S.H. Lee , Y. Lee , I.C. Park , Y. Roh,  
 I.J. Watson 

**Yonsei University, Department of Physics, Seoul, Korea**

S. Ha , H.D. Yoo 


**Sungkyunkwan University, Suwon, Korea**

M. Choi , M.R. Kim , H. Lee, Y. Lee , I. Yu 





**College of Engineering and Technology, American University of the Middle East (AUM),  
 Dasman, Kuwait**

T. Beyrouthy, Y. Gharbia

**Kuwait University - College of Science - Department of Physics, Safat, Kuwait**


F. Alazemi 

**Riga Technical University, Riga, Latvia**

K. Dreimanis , A. Gaile , C. Munoz Diaz, D. Osite , G. Pikurs, A. Potrebko , M. Seidel 

D. Sidiropoulos Kontos

**University of Latvia (LU), Riga, Latvia**

N.R. Strautnieks 







**Vilnius University, Vilnius, Lithuania**

M. Ambrozas , A. Juodagalvis , A. Rinkevicius , G. Tamulaitis 








**National Centre for Particle Physics, Universiti Malaya, Kuala Lumpur, Malaysia**

I. Yusuff<sup>55</sup> , Z. Zolkapli



**Universidad de Sonora (UNISON), Hermosillo, Mexico**

J.F. Benitez , A. Castaneda Hernandez , H.A. Encinas Acosta, L.G. Gallegos Maríñez, M. León Coello , J.A. Murillo Quijada , A. Sehrawat , L. Valencia Palomo 





**Centro de Investigacion y de Estudios Avanzados del IPN, Mexico City, Mexico**

G. Ayala , H. Castilla-Valdez , H. Crotte Ledesma, E. De La Cruz-Burelo , I. Heredia-De La Cruz<sup>56</sup> , R. Lopez-Fernandez , J. Mejia Guisao , C.A. Mondragon Herrera, A. Sánchez Hernández 

**Universidad Iberoamericana, Mexico City, Mexico**

C. Oropeza Barrera , D.L. Ramirez Guadarrama, M. Ramírez García 

**Benemerita Universidad Autonoma de Puebla, Puebla, Mexico**

I. Bautista , I. Pedraza , H.A. Salazar Ibarguen , C. Uribe Estrada 

**University of Montenegro, Podgorica, Montenegro**

I. Bubanja , N. Raicevic 

**University of Canterbury, Christchurch, New Zealand**

P.H. Butler 

**National Centre for Physics, Quaid-I-Azam University, Islamabad, Pakistan**

A. Ahmad , M.I. Asghar, A. Awais , M.I.M. Awan, H.R. Hoorani , W.A. Khan 







**AGH University of Krakow, Faculty of Computer Science, Electronics and Telecommunications, Krakow, Poland**

V. Avati, L. Grzanka , M. Malawski 

**National Centre for Nuclear Research, Swierk, Poland**

H. Bialkowska , M. Bluj , M. Górski , M. Kazana , M. Szleper , P. Zalewski 

















**Institute of Experimental Physics, Faculty of Physics, University of Warsaw, Warsaw, Poland**

K. Bunkowski , K. Doroba , A. Kalinowski , M. Konecki , J. Krolikowski , A. Muhammad 



**Warsaw University of Technology, Warsaw, Poland**

K. Pozniak , W. Zabolotny 

**Laboratório de Instrumentação e Física Experimental de Partículas, Lisboa, Portugal**

M. Araujo , D. Bastos , C. Beirão Da Cruz E Silva , A. Boletti , M. Bozzo , T. Camporesi , G. Da Molin , P. Faccioli , M. Gallinaro , J. Hollar , N. Leonardo , G.B. Marozzo, T. Niknejad , A. Petrilli , M. Pisano , J. Seixas , J. Varela , J.W. Wulff































**Faculty of Physics, University of Belgrade, Belgrade, Serbia**

P. Adzic , P. Milenovic 


**VINCA Institute of Nuclear Sciences, University of Belgrade, Belgrade, Serbia**

D. Devetak, M. Dordevic , J. Milosevic , V. Rekovic















**Centro de Investigaciones Energéticas Medioambientales y Tecnológicas (CIEMAT), Madrid, Spain**

J. Alcaraz Maestre , Cristina F. Bedoya , J.A. Brochero Cifuentes , Oliver M. Carretero , M. Cepeda , M. Cerrada , N. Colino , B. De La Cruz , A. Delgado Peris , A. Escalante Del Valle , D. Fernández Del Val , J.P. Fernández Ramos , J. Flix , M.C. Fouz , O. Gonzalez Lopez , S. Goy Lopez , J.M. Hernandez , M.I. Josa , J. Llorente Merino , E. Martin Viscasillas , D. Moran , C. M. Morcillo Perez , Á. Navarro Tobar , C. Perez Dengra , A. Pérez-Calero Yzquierdo , J. Puerta Pelayo , I. Redondo , S. Sánchez Navas , J. Sastre , J. Vazquez Escobar 



















**Universidad Autónoma de Madrid, Madrid, Spain**

J.F. de Trocóniz 



**Universidad de Oviedo, Instituto Universitario de Ciencias y Tecnologías Espaciales de Asturias (ICTEA), Oviedo, Spain**

B. Alvarez Gonzalez , J. Cuevas , J. Fernandez Menendez , S. Folgueras , I. Gonzalez Caballero , J.R. González Fernández , P. Leguina , E. Palencia Cortezon , J. Prado Pico, C. Ramón Álvarez , V. Rodríguez Bouza , A. Soto Rodríguez , A. Trapote , C. Vico Villalba , P. Vischia 

**Instituto de Física de Cantabria (IFCA), CSIC-Universidad de Cantabria, Santander, Spain**

S. Bhowmik , S. Blanco Fernández , I.J. Cabrillo , A. Calderon , J. Duarte Campderros , M. Fernandez , G. Gomez , C. Lasasoa García , R. Lopez Ruiz , C. Martinez Rivero , P. Martinez Ruiz del Arbol , F. Matorras , P. Matorras Cuevas , E. Navarrete Ramos , J. Piedra Gomez , L. Scodellaro , I. Vila , J.M. Vizán García 

**University of Colombo, Colombo, Sri Lanka**

B. Kailasapathy<sup>57</sup> , D.D.C. Wickramarathna 

**University of Ruhuna, Department of Physics, Matara, Sri Lanka**

W.G.D. Dharmaratna<sup>58</sup> , K. Liyanage , N. Perera 

**CERN, European Organization for Nuclear Research, Geneva, Switzerland**

D. Abbaneo , C. Amendola , E. Auffray , G. Auzinger , J. Baechler, D. Barney , A. Bermúdez Martínez , M. Bianco , A.A. Bin Anuar , A. Bocci , L. Boronovi , C. Botta , E. Brondolin , C. Caillol , G. Cerminara , N. Chernyavskaya , D. d'Enterria , A. Dabrowski , A. David , A. De Roeck , M.M. Defranchis , M. Deile , M. Dobson , G. Franzoni , W. Funk , S. Giani, D. Gigi, K. Gill , F. Glege , J. Hegeman , J.K. Heikkilä , B. Huber, V. Innocente , T. James , P. Janot , O. Kaluzinska , O. Karacheban<sup>27</sup> , S. Laurila , P. Lecoq , E. Leutgeb , C. Lourenço , L. Malgeri , M. Mannelli , M. Matthewman, A. Mehta , F. Meijers , S. Mersi , E. Meschi , V. Milosevic , F. Monti , F. Moortgat , M. Mulders , I. Neutelings , S. Orfanelli, F. Pantaleo , G. Petrucciani , A. Pfeiffer , M. Pierini , H. Qu , D. Rabadý , B. Ribeiro Lopes , M. Rovere , H. Sakulin , S. Sanchez Cruz , S. Scarfi , C. Schwick, M. Selvaggi , A. Sharma , K. Shchelina , P. Silva , P. Sphicas<sup>59</sup> , A.G. Stahl Leiton , A. Steen , S. Summers , D. Treille , P. Tropea , D. Walter , J. Wanczyk<sup>60</sup> , J. Wang, K.A. Wozniak<sup>61</sup> , S. Wuchterl , P. Zehetner , P. Zejdl , W.D. Zeuner




































**Paul Scherrer Institut, Villigen, Switzerland**

T. Bevilacqua<sup>62</sup> , L. Caminada<sup>62</sup> , A. Ebrahimi , W. Erdmann , R. Horisberger , Q. Ingram , H.C. Kaestli , D. Kotlinski , C. Lange , M. Missiroli<sup>62</sup> , L. Noehte<sup>62</sup> 






















T. Rohe , A. Samalan




**ETH Zurich - Institute for Particle Physics and Astrophysics (IPA), Zurich, Switzerland**

T.K. Aarrestad , K. Androsov<sup>60</sup> , M. Backhaus , G. Bonomelli, A. Calandri , C. Cazaniga , K. Datta , P. De Bryas Dexmiers D'archiac<sup>60</sup> , A. De Cosa , G. Dissertori , M. Dittmar, M. Donegà , F. Eble , M. Galli , K. Gedia , F. Glessgen , C. Grab , N. Härringer , T.G. Harte, D. Hits , W. Lustermann , A.-M. Lyon , R.A. Manzoni , M. Marchegiani , L. Marchese , C. Martin Perez , A. Mascellani<sup>60</sup> , F. Nessi-Tedaldi , F. Pauss , V. Perovic , S. Pigazzini , B. Ristic , F. Riti , R. Seidita , J. Steggemann<sup>60</sup> , A. Tarabini , D. Valsecchi , R. Wallny 












**Universität Zürich, Zurich, Switzerland**

C. Amsler<sup>63</sup> , P. Bärtschi , M.F. Canelli , K. Cormier , M. Huwiler , W. Jin , A. Jofrehei , B. Kilminster , S. Leontsinis , S.P. Liehti , A. Macchiolo , P. Meiring , F. Meng , U. Molinatti , J. Motta , A. Reimers , P. Robmann, M. Senger , E. Shokr, F. Stäger , R. Tramontano 

**National Central University, Chung-Li, Taiwan**

C. Adloff<sup>64</sup>, D. Bhowmik, C.M. Kuo, W. Lin, P.K. Rout , P.C. Tiwari<sup>38</sup> , S.S. Yu 



















**National Taiwan University (NTU), Taipei, Taiwan**

L. Ceard, K.F. Chen , P.s. Chen, Z.g. Chen, A. De Iorio , W.-S. Hou , T.h. Hsu, Y.w. Kao, S. Karmakar , G. Kole , Y.y. Li , R.-S. Lu , E. Paganis , X.f. Su , J. Thomas-Wilsker , L.s. Tsai, D. Tsiou, H.y. Wu, E. Yazgan 

**High Energy Physics Research Unit, Department of Physics, Faculty of Science, Chulalongkorn University, Bangkok, Thailand**

C. Asawatangtrakuldee , N. Srimanobhas , V. Wachirapusanand 

**Çukurova University, Physics Department, Science and Art Faculty, Adana, Turkey**

D. Agyel , F. Boran , F. Dolek , I. Dumanoglu<sup>65</sup> , E. Eskut , Y. Guler<sup>66</sup> , E. Gurpinar Guler<sup>66</sup> , C. Isik , O. Kara, A. Kayis Topaksu , U. Kiminsu , G. Onengut , K. Ozdemir<sup>67</sup> , A. Polatoz , B. Tali<sup>68</sup> , U.G. Tok , S. Turkcapar , E. Uslan , I.S. Zorbakir 

**Middle East Technical University, Physics Department, Ankara, Turkey**

G. Sokmen, M. Yalvac<sup>69</sup> 










**Bogazici University, Istanbul, Turkey**

B. Akgun , I.O. Atakisi , E. Gülmez , M. Kaya<sup>70</sup> , O. Kaya<sup>71</sup> , S. Tekten<sup>72</sup> 





**Istanbul Technical University, Istanbul, Turkey**

A. Cakir , K. Cankocak<sup>65,73</sup> , G.G. Dincer<sup>65</sup> , Y. Komurcu , S. Sen<sup>74</sup> 

**Istanbul University, Istanbul, Turkey**

O. Aydilek<sup>75</sup> , B. Hacisahinoglu , I. Hos<sup>76</sup> , B. Kaynak , S. Ozkorucuklu , O. Potok , H. Sert , C. Simsek , C. Zorbilmez 

**Yildiz Technical University, Istanbul, Turkey**

S. Cerci , B. Isildak<sup>77</sup> , D. Sunar Cerci , T. Yetkin 


















**Institute for Scintillation Materials of National Academy of Science of Ukraine, Kharkiv, Ukraine**

A. Boyaryntsev , B. Grynyov 

























**National Science Centre, Kharkiv Institute of Physics and Technology, Kharkiv, Ukraine**

L. Levchuk 















































#### **University of Bristol, Bristol, United Kingdom**

D. Anthony , J.J. Brooke , A. Bundock , F. Bury , E. Clement , D. Cussans , H. Flacher , M. Glowacki , J. Goldstein , H.F. Heath , M.-L. Holmberg , L. Kreczko , S. Paramesvaran , L. Robertshaw , S. Seif El Nasr-Storey , V.J. Smith , N. Stylianou<sup>78</sup> , K. Walkingshaw Pass




#### **Rutherford Appleton Laboratory, Didcot, United Kingdom**

A.H. Ball , K.W. Bell , A. Belyaev<sup>79</sup> , C. Brew , R.M. Brown , D.J.A. Cockerill , C. Cooke , A. Elliot , K.V. Ellis , K. Harder , S. Harper , J. Linacre , K. Manolopoulos , D.M. Newbold , E. Olaiya , D. Petyt , T. Reis , A.R. Sahasransu , G. Salvi , T. Schuh , C.H. Shepherd-Themistocleous , I.R. Tomalin , K.C. Whalen , T. Williams 













#### **Imperial College, London, United Kingdom**

I. Andreou , R. Bainbridge , P. Bloch , C.E. Brown , O. Buchmuller , V. Cacchio , C.A. Carrillo Montoya , G.S. Chahal<sup>80</sup> , D. Colling , J.S. Dancu , I. Das , P. Dauncey , G. Davies , J. Davies , M. Della Negra , S. Fayer , G. Fedi , G. Hall , M.H. Hassanshahi , A. Howard , G. Iles , C.R. Knight , J. Langford , J. León Holgado , L. Lyons , A.-M. Magnan , B. Maier , S. Mallios , M. Mieskolainen , J. Nash<sup>81</sup> , M. Pesaresi , P.B. Pradeep , B.C. Radburn-Smith , A. Richards , A. Rose , K. Savva , C. Seez , R. Shukla , A. Tapper , K. Uchida , G.P. Uttley , L.H. Vage , T. Virdee<sup>30</sup> , M. Vojinovic , N. Wardle , D. Winterbottom 







#### **Brunel University, Uxbridge, United Kingdom**

J.E. Cole , A. Khan , P. Kyberd , I.D. Reid 












#### **Baylor University, Waco, Texas, USA**

S. Abdullin , A. Brinkerhoff , E. Collins , M.R. Darwish<sup>82</sup> , J. Dittmann , K. Hatakeyama , J. Hiltbrand , B. McMaster , J. Samudio , S. Sawant , C. Sutantawibul , J. Wilson 





















#### **Catholic University of America, Washington, DC, USA**

R. Bartek , A. Dominguez , C. Huerta Escamilla , A.E. Simsek , R. Uniyal , A.M. Vargas Hernandez 





















#### **The University of Alabama, Tuscaloosa, Alabama, USA**

B. Bam , A. Buchot Perraguin , R. Chudasama , S.I. Cooper , C. Crovella , S.V. Gleyzer , E. Pearson , C.U. Perez , P. Rumerio<sup>83</sup> , E. Usai , R. Yi 






#### **Boston University, Boston, Massachusetts, USA**

A. Akpinar , C. Cosby , G. De Castro , Z. Demiragli , C. Erice , C. Fangmeier , C. Fernandez Madrazo , E. Fontanesi , D. Gastler , F. Golf , S. Jeon , J. O'cain , I. Reed , J. Rohlf , K. Salyer , D. Sperka , D. Spitzbart , I. Suarez , A. Tsatsos , A.G. Zecchinelli 

#### **Brown University, Providence, Rhode Island, USA**

G. Benelli , D. Cutts , L. Gouskos , M. Hadley , U. Heintz , J.M. Hogan<sup>84</sup> , T. Kwon , G. Landsberg , K.T. Lau , D. Li , J. Luo , S. Mondal , N. Pervan , T. Russell , S. Sagir<sup>85</sup> , X. Shen , F. Simpson , M. Stamenkovic , N. Venkatasubramanian , X. Yan 

#### **University of California, Davis, Davis, California, USA**

S. Abbott , C. Brainerd , R. Breedon , H. Cai , M. Calderon De La Barca Sanchez 

M. Chertok , M. Citron , J. Conway , P.T. Cox , R. Erbacher , F. Jensen , O. Kukral , G. Mocellin , M. Mulhearn , S. Ostrom , W. Wei , S. Yoo , F. Zhang 

























#### University of California, Los Angeles, California, USA

M. Bachtis , R. Cousins , A. Datta , G. Flores Avila , J. Hauser , M. Ignatenko , M.A. Iqbal , T. Lam , E. Manca , A. Nunez Del Prado, D. Saltzberg , V. Valuev 



#### University of California, Riverside, Riverside, California, USA

R. Clare , J.W. Gary , M. Gordon, G. Hanson , W. Si 

#### University of California, San Diego, La Jolla, California, USA

A. Aportela, A. Arora , J.G. Branson , S. Cittolin , S. Cooperstein , D. Diaz , J. Duarte , L. Giannini , Y. Gu, J. Guiang , R. Kansal , V. Krutelyov , R. Lee , J. Letts , M. Masciovecchio , F. Mokhtar , S. Mukherjee , M. Pieri , M. Quinnan , B.V. Sathia Narayanan , V. Sharma , M. Tadel , E. Vourliotis , F. Würthwein , Y. Xiang , A. Yagil 
















#### University of California, Santa Barbara - Department of Physics, Santa Barbara, California, USA

A. Barzdukas , L. Brennan , C. Campagnari , K. Downham , C. Grieco , J. Incandela , J. Kim , A.J. Li , P. Masterson , H. Mei , J. Richman , S.N. Santpur , U. Sarica , R. Schmitz , F. Setti , J. Sheplock , D. Stuart , T.Á. Vami , S. Wang , D. Zhang















#### California Institute of Technology, Pasadena, California, USA

S. Bhattacharya , A. Bornheim , O. Cerri, A. Latorre, J. Mao , H.B. Newman , G. Reales Gutiérrez, M. Spiropulu , J.R. Vlimant , C. Wang , S. Xie , R.Y. Zhu 
















#### Carnegie Mellon University, Pittsburgh, Pennsylvania, USA

J. Alison , S. An , P. Bryant , M. Cremonesi, V. Dutta , T. Ferguson , T.A. Gómez Espinosa , A. Harilal , A. Kallil Tharayil, C. Liu , T. Mudholkar , S. Murthy , P. Palit , K. Park, M. Paulini , A. Roberts , A. Sanchez , W. Terrill 




































































#### University of Colorado Boulder, Boulder, Colorado, USA




J.P. Cumalat , W.T. Ford , A. Hart , A. Hassani , G. Karathanasis , N. Manganelli , J. Pearkes , C. Savard , N. Schonbeck , K. Stenson , K.A. Ulmer , S.R. Wagner , N. Zipper , D. Zuolo 

#### Cornell University, Ithaca, New York, USA




















J. Alexander , S. Bright-Thonney , X. Chen , D.J. Cranshaw , J. Fan , X. Fan , S. Hogan , P. Kotamvives, J. Monroy , M. Oshiro , J.R. Patterson , M. Reid , A. Ryd , J. Thom , P. Wittich , R. Zou 

#### Fermi National Accelerator Laboratory, Batavia, Illinois, USA













M. Albrow , M. Alyari , O. Amram , G. Apollinari , A. Apresyan , L.A.T. Bauerdick , D. Berry , J. Berryhill , P.C. Bhat , K. Burkett , J.N. Butler , A. Canepa , G.B. Cerati , H.W.K. Cheung , F. Chlebana , G. Cummings , J. Dickinson , I. Dutta , V.D. Elvira , Y. Feng , J. Freeman , A. Gandrakota , Z. Gecse , L. Gray , D. Green, A. Grummer , S. Grünendahl , D. Guerrero , O. Gutsche , R.M. Harris , R. Heller , T.C. Herwig , J. Hirschauer , B. Jayatilaka , S. Jindariani , M. Johnson , U. Joshi , T. Klijsma , B. Klima , K.H.M. Kwok , S. Lammel , D. Lincoln , R. Lipton , T. Liu , C. Madrid , K. Maeshima , C. Mantilla , D. Mason , P. McBride , P. Merkel , S. Mrenna , S. Nahn , J. Ngadiuba , D. Noonan , S. Norberg, V. Papadimitriou , N. Pastika , K. Pedro , C. Pena<sup>86</sup> , F. Ravera , A. Reinsvold Hall<sup>87</sup> , L. Ristori , M. Safdari , E. Sexton-Kennedy , N. Smith , A. Soha , L. Spiegel , S. Stoynev , J. Strait 

L. Taylor , S. Tkaczyk , N.V. Tran , L. Uplegger , E.W. Vaandering , I. Zoi 

#### **University of Florida, Gainesville, Florida, USA**

C. Aruta , P. Avery , D. Bourilkov , P. Chang , V. Cherepanov , R.D. Field, C. Huh , E. Koenig , M. Kolosova , J. Konigsberg , A. Korytov , K. Matchev , N. Menendez , G. Mitselmakher , K. Mohrman , A. Muthirakalayil Madhu , N. Rawal , S. Rosenzweig , Y. Takahashi , J. Wang 
























#### **Florida State University, Tallahassee, Florida, USA**

T. Adams , A. Al Kadhim , A. Askew , S. Bower , V. Hagopian , R. Hashmi , R.S. Kim , S. Kim , T. Kolberg , G. Martinez, H. Prosper , P.R. Prova, M. Wulansatiti , R. Yohay , J. Zhang











#### **Florida Institute of Technology, Melbourne, Florida, USA**

B. Alsufyani, M.M. Baarmand , S. Butalla , S. Das , T. Elkafrawy<sup>19</sup> , M. Hohlmann , E. Yanes

#### **University of Illinois Chicago, Chicago, USA, Chicago, USA**

M.R. Adams , A. Baty , C. Bennett, R. Cavanaugh , R. Escobar Franco , O. Evdokimov , C.E. Gerber , M. Hawksworth, A. Hingrajiya, D.J. Hofman , J.h. Lee , D. S. Lemos , A.H. Merrit , C. Mills , S. Nanda , G. Oh , B. Ozek , D. Pilipovic , R. Pradhan , E. Pifti, T. Roy , S. Rudrabhatla , N. Singh, M.B. Tonjes , N. Varelas , M.A. Wadud , Z. Ye , J. Yoo 
























#### **The University of Iowa, Iowa City, Iowa, USA**

M. Alhusseini , D. Blend, K. Dilsiz<sup>88</sup> , L. Emediato , G. Karaman , O.K. Köseyan , J.-P. Merlo, A. Mestvirishvili<sup>89</sup> , O. Neogi, H. Ogul<sup>90</sup> , Y. Onel , A. Penzo , C. Snyder, E. Tiras<sup>91</sup> 









#### **Johns Hopkins University, Baltimore, Maryland, USA**

B. Blumenfeld , L. Corcodilos , J. Davis , A.V. Gritsan , L. Kang , S. Kyriacou , P. Maksimovic , M. Roguljic , J. Roskes , S. Sekhar , M. Swartz 


















#### **The University of Kansas, Lawrence, Kansas, USA**

A. Abreu , L.F. Alcerro Alcerro , J. Anguiano , S. Arteaga Escatel , P. Baringer , A. Bean , Z. Flowers , D. Grove , J. King , G. Krintiras , M. Lazarovits , C. Le Mahieu , J. Marquez , M. Murray , M. Nickel , M. Pitt , S. Popescu<sup>92</sup> , C. Rogan , C. Royon , R. Salvatico , S. Sanders , C. Smith , G. Wilson 





















#### **Kansas State University, Manhattan, Kansas, USA**

B. Allmond , R. Gujju Gurunadha , A. Ivanov , K. Kaadze , Y. Maravin , J. Natoli , D. Roy , G. Sorrentino 

#### **University of Maryland, College Park, Maryland, USA**

A. Baden , A. Belloni , J. Bistany-riebman, Y.M. Chen , S.C. Eno , N.J. Hadley , S. Jabeen , R.G. Kellogg , T. Koeth , B. Kronheim, Y. Lai , S. Lascio , A.C. Mignerey , S. Nabili , C. Palmer , C. Papageorgakis , M.M. Paranjpe, E. Popova<sup>93</sup> , A. Shevelev , L. Wang 

#### **Massachusetts Institute of Technology, Cambridge, Massachusetts, USA**













J. Bendavid , I.A. Cali , P.c. Chou , M. D'Alfonso , J. Eysermans , C. Freer , G. Gomez-Ceballos , M. Goncharov, G. Grosso, P. Harris, D. Hoang, D. Kovalskiy , J. Krupa , L. Lavezzo , Y.-J. Lee , K. Long , C. Mcginn, A. Novak , C. Paus , C. Reissel , C. Roland , G. Roland , S. Rothman , G.S.F. Stephans , Z. Wang 

B. Wyslouch , T. J. Yang 












**University of Minnesota, Minneapolis, Minnesota, USA**

B. Crossman , B.M. Joshi , C. Kapsiak , M. Krohn , D. Mahon , J. Mans ,  
B. Marzocchi , M. Revering , R. Rusack , R. Saradhy , N. Strobbe 



















**University of Nebraska-Lincoln, Lincoln, Nebraska, USA**

K. Bloom , D.R. Claes , G. Haza , J. Hossain , C. Joo , I. Kravchenko , J.E. Siado ,  
W. Tabb , A. Vagnerini , A. Wightman , F. Yan , D. Yu 








**State University of New York at Buffalo, Buffalo, New York, USA**

H. Bandyopadhyay , L. Hay , H.w. Hsia, I. Iashvili , A. Kalogeropoulos ,  
A. Kharchilava , M. Morris , D. Nguyen , J. Pekkanen , S. Rappoccio , H. Rejeb Sfar,  
A. Williams , P. Young 



























**Northeastern University, Boston, Massachusetts, USA**

G. Alverson , E. Barberis , J. Bonilla , M. Campana , J. Dervan, Y. Haddad , Y. Han ,  
I. Israr , A. Krishna , J. Li , M. Lu , G. Madigan , R. Mccarthy , D.M. Morse ,  
V. Nguyen , T. Orimoto , A. Parker , L. Skinnari , D. Wood 









**Northwestern University, Evanston, Illinois, USA**

J. Bueghly, S. Dittmer , K.A. Hahn , Y. Liu , Y. Miao , D.G. Monk , M.H. Schmitt ,  
A. Taliercio , M. Velasco

















**University of Notre Dame, Notre Dame, Indiana, USA**

G. Agarwal , R. Band , R. Bucci, S. Castells , A. Das , R. Goldouzian , M. Hildreth ,  
K.W. Ho , K. Hurtado Anampa , T. Ivanov , C. Jessop , K. Lannon , J. Lawrence ,  
N. Loukas , L. Lutton , J. Mariano, N. Marinelli, I. Mcalister, T. McCauley , C. Mcgrady ,  
C. Moore , Y. Musienko<sup>16</sup> , H. Nelson , M. Osherson , A. Piccinelli , R. Ruchti ,  
A. Townsend , Y. Wan, M. Wayne , H. Yockey, M. Zarucki , L. Zygalá 

**The Ohio State University, Columbus, Ohio, USA**

A. Basnet , B. Bylsma, M. Carrigan , L.S. Durkin , C. Hill , M. Joyce , M. Nunez Ornelas ,  
K. Wei, B.L. Winer , B. R. Yates 




















**Princeton University, Princeton, New Jersey, USA**

H. Bouchamaoui , K. Coldham, P. Das , G. Dezoort , P. Elmer , A. Frankenthal ,  
B. Greenberg , N. Haubrich , K. Kennedy, G. Kopp , S. Kwan , D. Lange ,  
A. Loeliger , D. Marlow , I. Ojalvo , J. Olsen , D. Stickland , C. Tully 




**University of Puerto Rico, Mayaguez, Puerto Rico, USA**

S. Malik 

**Purdue University, West Lafayette, Indiana, USA**




A.S. Bakshi , S. Chandra , R. Chawla , A. Gu , L. Gutay, M. Jones , A.W. Jung ,  
A.M. Koshy, M. Liu , G. Negro , N. Neumeister , G. Paspalaki , S. Piperov ,  
V. Scheurer, J.F. Schulte , M. Stojanovic , J. Thieman , A. K. Viridi , F. Wang ,  
A. Wildridge , W. Xie , Y. Yao 

**Purdue University Northwest, Hammond, Indiana, USA**

J. Dolen , N. Parashar , A. Pathak 

**Rice University, Houston, Texas, USA**





















D. Acosta , T. Carnahan , K.M. Ecklund , P.J. Fernández Manteca , S. Freed, P. Gardner,  
F.J.M. Geurts , I. Krommydas , W. Li , J. Lin , O. Miguel Colin , B.P. Padley 

R. Redjimi, J. Rotter , E. Yigitbasi , Y. Zhang 











**University of Rochester, Rochester, New York, USA**

A. Bodek , P. de Barbaro , R. Demina , J.L. Dulemba , A. Garcia-Bellido , O. Hindrichs , A. Khukhunaishvili , N. Parmar, P. Parygin<sup>93</sup> , R. Taus 















**Rutgers, The State University of New Jersey, Piscataway, New Jersey, USA**

B. Chiarito, J.P. Chou , S.V. Clark , D. Gadkari , Y. Gershtein , E. Halkiadakis , M. Heindl , C. Houghton , D. Jaroslowski , S. Konstantinou , I. Laflotte , A. Lath , R. Montalvo, K. Nash, J. Reichert , H. Routray , P. Saha , S. Salur , S. Schnetzer, S. Somalwar , R. Stone , S.A. Thayil , S. Thomas, J. Vora , H. Wang 

**University of Tennessee, Knoxville, Tennessee, USA**

D. Ally , A.G. Delannoy , S. Fiorendi , S. Higginbotham , T. Holmes , A.R. Kanuganti , N. Karunarathna , L. Lee , E. Nibigira , S. Spanier 












**Texas A&M University, College Station, Texas, USA**

D. Aebi , M. Ahmad , T. Akhter , O. Bouhali<sup>94</sup> , R. Eusebi , J. Gilmore , T. Huang , T. Kamon<sup>95</sup> , H. Kim , S. Luo , R. Mueller , D. Overton , D. Rathjens , A. Safonov 

**Texas Tech University, Lubbock, Texas, USA**

N. Akchurin , J. Damgov , N. Gogate , V. Hegde , A. Hussain , Y. Kazhykarim, K. Lamichhane , S.W. Lee , A. Mankel , T. Peltola , I. Volobouev 

**Vanderbilt University, Nashville, Tennessee, USA**

E. Appelt , Y. Chen , S. Greene, A. Gurrola , W. Johns , R. Kunnawalkam Elayavalli , A. Melo , F. Romeo , P. Sheldon , S. Tuo , J. Velkovska , J. Viinikainen 























**University of Virginia, Charlottesville, Virginia, USA**

B. Cardwell , H. Chung, B. Cox , J. Hakala , R. Hirosky , A. Ledovskoy , C. Neu 

**Wayne State University, Detroit, Michigan, USA**


















S. Bhattacharya , P.E. Karchin 

**University of Wisconsin - Madison, Madison, Wisconsin, USA**

A. Aravind, S. Banerjee , K. Black , T. Bose , S. Dasu , I. De Bruyn , P. Everaerts , C. Galloni, H. He , M. Herndon , A. Herve , C.K. Koraka , A. Lanaro, R. Loveless , J. Madhusudanan Sreekala , A. Mallampalli , A. Mohammadi , S. Mondal, G. Parida , L. Pétré , D. Pinna, A. Savin, V. Shang , V. Sharma , W.H. Smith , D. Teague, H.F. Tsoi , W. Vetens , A. Warden 

**Authors affiliated with an institute or an international laboratory covered by a cooperation agreement with CERN**

S. Afanasiev , V. Alexakhin , D. Budkouski , I. Golutvin<sup>†</sup> , I. Gorbunov , V. Karjavine , V. Korenkov , A. Lanev , A. Malakhov , V. Matveev<sup>96</sup> , V. Palichik , V. Perelygin , M. Savina , V. Shalaev , S. Shmatov , S. Shulha , V. Smirnov , O. Teryaev , N. Voytishin , B.S. Yuldashev<sup>97</sup>, A. Zarubin , I. Zhizhin , G. Gavrillov , V. Golovtsov , Y. Ivanov , V. Kim<sup>96</sup> , P. Levchenko<sup>98</sup> , V. Murzin , V. Oreshkin , D. Sosnov , V. Sulimov , L. Uvarov , A. Vorobyev<sup>†</sup>, Yu. Andreev , A. Dermenev , S. Gninenko , N. Golubev , A. Karneyeu , D. Kirpichnikov , M. Kirsanov , N. Krasnikov , I. Tlisova , A. Toropin , T. Aushev , V. Gavrillov , N. Lychkovskaya , A. Nikitenko<sup>99,100</sup> , V. Popov , A. Zhokin , R. Chistov<sup>96</sup> , M. Danilov<sup>96</sup> , S. Polikarpov<sup>96</sup> , V. Andreev , M. Azarkin , M. Kirakosyan, A. Terkulov , E. Boos , V. Bunichev , M. Dubinin<sup>86</sup> , L. Dudko , A. Gribushin 

V. Klyukhin , O. Kodolova<sup>100</sup> , S. Obraztsov , M. Perfilov, S. Petrushanko , V. Savrin , G. Vorotnikov , V. Blinov<sup>96</sup>, T. Dimova<sup>96</sup> , A. Kozyrev<sup>96</sup> , O. Radchenko<sup>96</sup> , Y. Skovpen<sup>96</sup> , V. Kachanov , D. Konstantinov , S. Slabospitskii , A. Uzunian , A. Babaev , V. Borshch , D. Druzhkin<sup>101</sup> 

**Authors affiliated with an institute formerly covered by a cooperation agreement with CERN**

V. Chekhovsky, V. Makarenko 

†: Deceased

<sup>1</sup>Also at Yerevan State University, Yerevan, Armenia

<sup>2</sup>Also at TU Wien, Vienna, Austria

<sup>3</sup>Also at Ghent University, Ghent, Belgium

<sup>4</sup>Also at Universidade do Estado do Rio de Janeiro, Rio de Janeiro, Brazil

<sup>5</sup>Also at Universidade Estadual de Campinas, Campinas, Brazil

<sup>6</sup>Also at Federal University of Rio Grande do Sul, Porto Alegre, Brazil

<sup>7</sup>Also at UFMS, Nova Andradina, Brazil

<sup>8</sup>Also at Nanjing Normal University, Nanjing, China

<sup>9</sup>Now at The University of Iowa, Iowa City, Iowa, USA

<sup>10</sup>Also at University of Chinese Academy of Sciences, Beijing, China

<sup>11</sup>Also at China Center of Advanced Science and Technology, Beijing, China

<sup>12</sup>Also at University of Chinese Academy of Sciences, Beijing, China

<sup>13</sup>Also at China Spallation Neutron Source, Guangdong, China

<sup>14</sup>Now at Henan Normal University, Xinxiang, China

<sup>15</sup>Also at Université Libre de Bruxelles, Bruxelles, Belgium

<sup>16</sup>Also at an institute or an international laboratory covered by a cooperation agreement with CERN

<sup>17</sup>Also at Zewail City of Science and Technology, Zewail, Egypt

<sup>18</sup>Also at British University in Egypt, Cairo, Egypt

<sup>19</sup>Now at Ain Shams University, Cairo, Egypt

<sup>20</sup>Also at Purdue University, West Lafayette, Indiana, USA

<sup>21</sup>Also at Université de Haute Alsace, Mulhouse, France

<sup>22</sup>Also at Istinye University, Istanbul, Turkey

<sup>23</sup>Also at The University of the State of Amazonas, Manaus, Brazil

<sup>24</sup>Also at University of Hamburg, Hamburg, Germany

<sup>25</sup>Also at RWTH Aachen University, III. Physikalisches Institut A, Aachen, Germany

<sup>26</sup>Also at Bergische University Wuppertal (BUW), Wuppertal, Germany

<sup>27</sup>Also at Brandenburg University of Technology, Cottbus, Germany

<sup>28</sup>Also at Forschungszentrum Jülich, Juelich, Germany

<sup>29</sup>Also at Hamburg University of Applied Sciences (HAW Hamburg), Hamburg, Germany

<sup>30</sup>Also at CERN, European Organization for Nuclear Research, Geneva, Switzerland

<sup>31</sup>Also at Institute of Nuclear Research ATOMKI, Debrecen, Hungary

<sup>32</sup>Now at Universitatea Babeş-Bolyai - Facultatea de Fizica, Cluj-Napoca, Romania

<sup>33</sup>Also at MTA-ELTE Lendület CMS Particle and Nuclear Physics Group, Eötvös Loránd University, Budapest, Hungary

<sup>34</sup>Also at HUN-REN Wigner Research Centre for Physics, Budapest, Hungary

<sup>35</sup>Also at Physics Department, Faculty of Science, Assiut University, Assiut, Egypt

<sup>36</sup>Also at Punjab Agricultural University, Ludhiana, India

<sup>37</sup>Also at University of Visva-Bharati, Santiniketan, India

<sup>38</sup>Also at Indian Institute of Science (IISc), Bangalore, India

<sup>39</sup>Also at IIT Bhubaneswar, Bhubaneswar, India

- <sup>40</sup>Also at Institute of Physics, Bhubaneswar, India
- <sup>41</sup>Also at University of Hyderabad, Hyderabad, India
- <sup>42</sup>Also at Deutsches Elektronen-Synchrotron, Hamburg, Germany
- <sup>43</sup>Also at Isfahan University of Technology, Isfahan, Iran
- <sup>44</sup>Also at Sharif University of Technology, Tehran, Iran
- <sup>45</sup>Also at Department of Physics, University of Science and Technology of Mazandaran, Behshahr, Iran
- <sup>46</sup>Also at Department of Physics, Isfahan University of Technology, Isfahan, Iran
- <sup>47</sup>Also at Department of Physics, Faculty of Science, Arak University, ARAK, Iran
- <sup>48</sup>Also at Helwan University, Cairo, Egypt
- <sup>49</sup>Also at Italian National Agency for New Technologies, Energy and Sustainable Economic Development, Bologna, Italy
- <sup>50</sup>Also at Centro Siciliano di Fisica Nucleare e di Struttura Della Materia, Catania, Italy
- <sup>51</sup>Also at Università degli Studi Guglielmo Marconi, Roma, Italy
- <sup>52</sup>Also at Scuola Superiore Meridionale, Università di Napoli 'Federico II', Napoli, Italy
- <sup>53</sup>Also at Fermi National Accelerator Laboratory, Batavia, Illinois, USA
- <sup>54</sup>Also at Consiglio Nazionale delle Ricerche - Istituto Officina dei Materiali, Perugia, Italy
- <sup>55</sup>Also at Department of Applied Physics, Faculty of Science and Technology, Universiti Kebangsaan Malaysia, Bangi, Malaysia
- <sup>56</sup>Also at Consejo Nacional de Ciencia y Tecnología, Mexico City, Mexico
- <sup>57</sup>Also at Trincomalee Campus, Eastern University, Sri Lanka, Nilaveli, Sri Lanka
- <sup>58</sup>Also at Saegis Campus, Nugegoda, Sri Lanka
- <sup>59</sup>Also at National and Kapodistrian University of Athens, Athens, Greece
- <sup>60</sup>Also at Ecole Polytechnique Fédérale Lausanne, Lausanne, Switzerland
- <sup>61</sup>Also at University of Vienna, Vienna, Austria
- <sup>62</sup>Also at Universität Zürich, Zurich, Switzerland
- <sup>63</sup>Also at Stefan Meyer Institute for Subatomic Physics, Vienna, Austria
- <sup>64</sup>Also at Laboratoire d'Annecy-le-Vieux de Physique des Particules, IN2P3-CNRS, Annecy-le-Vieux, France
- <sup>65</sup>Also at Near East University, Research Center of Experimental Health Science, Mersin, Turkey
- <sup>66</sup>Also at Konya Technical University, Konya, Turkey
- <sup>67</sup>Also at Izmir Bakircay University, Izmir, Turkey
- <sup>68</sup>Also at Adiyaman University, Adiyaman, Turkey
- <sup>69</sup>Also at Bozok Universitetesi Rektörlüğü, Yozgat, Turkey
- <sup>70</sup>Also at Marmara University, Istanbul, Turkey
- <sup>71</sup>Also at Milli Savunma University, Istanbul, Turkey
- <sup>72</sup>Also at Kafkas University, Kars, Turkey
- <sup>73</sup>Now at Istanbul Okan University, Istanbul, Turkey
- <sup>74</sup>Also at Hacettepe University, Ankara, Turkey
- <sup>75</sup>Also at Erzincan Binali Yildirim University, Erzincan, Turkey
- <sup>76</sup>Also at Istanbul University - Cerrahpasa, Faculty of Engineering, Istanbul, Turkey
- <sup>77</sup>Also at Yildiz Technical University, Istanbul, Turkey
- <sup>78</sup>Also at Vrije Universiteit Brussel, Brussel, Belgium
- <sup>79</sup>Also at School of Physics and Astronomy, University of Southampton, Southampton, United Kingdom
- <sup>80</sup>Also at IPPP Durham University, Durham, United Kingdom
- <sup>81</sup>Also at Monash University, Faculty of Science, Clayton, Australia
- <sup>82</sup>Also at Institute of Basic and Applied Sciences, Faculty of Engineering, Arab Academy for



---

Science, Technology and Maritime Transport, Alexandria, Egypt

<sup>83</sup>Also at Università di Torino, Torino, Italy

<sup>84</sup>Also at Bethel University, St. Paul, Minnesota, USA

<sup>85</sup>Also at Karamanoğlu Mehmetbey University, Karaman, Turkey

<sup>86</sup>Also at California Institute of Technology, Pasadena, California, USA

<sup>87</sup>Also at United States Naval Academy, Annapolis, Maryland, USA

<sup>88</sup>Also at Bingol University, Bingol, Turkey

<sup>89</sup>Also at Georgian Technical University, Tbilisi, Georgia

<sup>90</sup>Also at Sinop University, Sinop, Turkey

<sup>91</sup>Also at Erciyes University, Kayseri, Turkey

<sup>92</sup>Also at Horia Hulubei National Institute of Physics and Nuclear Engineering (IFIN-HH), Bucharest, Romania

<sup>93</sup>Now at another institute or international laboratory covered by a cooperation agreement with CERN

<sup>94</sup>Also at Texas A&M University at Qatar, Doha, Qatar

<sup>95</sup>Also at Kyungpook National University, Daegu, Korea

<sup>96</sup>Also at another institute or international laboratory covered by a cooperation agreement with CERN

<sup>97</sup>Also at Institute of Nuclear Physics of the Uzbekistan Academy of Sciences, Tashkent, Uzbekistan

<sup>98</sup>Also at Northeastern University, Boston, Massachusetts, USA

<sup>99</sup>Also at Imperial College, London, United Kingdom

<sup>100</sup>Now at Yerevan Physics Institute, Yerevan, Armenia

<sup>101</sup>Also at Universiteit Antwerpen, Antwerpen, Belgium