



Search for ZZ and ZH production in the $b\bar{b}b\bar{b}$ final state using proton-proton collisions at $\sqrt{s} = 13$ TeV

CMS Collaboration*

CERN, 1211 Geneva 23, Switzerland

Received: 29 March 2024 / Accepted: 11 June 2024
© CERN for the benefit of the CMS Collaboration 2024

Abstract A search for ZZ and ZH production in the $b\bar{b}b\bar{b}$ final state is presented, where H is the standard model (SM) Higgs boson. The search uses an event sample of proton-proton collisions corresponding to an integrated luminosity of 133 fb^{-1} collected at a center-of-mass energy of 13 TeV with the CMS detector at the CERN LHC. The analysis introduces several novel techniques for deriving and validating a multi-dimensional background model based on control samples in data. A multiclass multivariate classifier customized for the $b\bar{b}b\bar{b}$ final state is developed to derive the background model and extract the signal. The data are found to be consistent, within uncertainties, with the SM predictions. The observed (expected) upper limits at 95% confidence level are found to be 3.8 (3.8) and 5.0 (2.9) times the SM prediction for the ZZ and ZH production cross sections, respectively.

1 Introduction

The observation of Higgs boson pair (HH) production is an important goal of the High-Luminosity LHC (HL-LHC) program [1]. This process is sensitive to the self-coupling (λ) of the Higgs boson, a crucial parameter of the standard model (SM) that has not yet been measured [2]. Estimates of the sensitivity to the HH processes indicate that the SM cross section is at the edge of what is observable with an integrated luminosity of 3000 fb^{-1} at the HL-LHC [3]. An observation of HH production and a measurement of λ will require the combination of the $b\bar{b}\gamma\gamma$, $b\bar{b}\tau\tau$, and $b\bar{b}b\bar{b}$ (4b) decay modes [4–10]. The 4b channel has the largest HH decay branching fraction but suffers from a large background composed of jets produced through the strong interaction, referred to as quantum chromodynamic (QCD) multijet events. This background is challenging to model with simulation; the QCD multijet predictions lack sufficient accuracy and it is not possible to generate sufficiently large samples. Extracting all available information from the 4b decay mode will thus require the devel-

opment and validation of a multi-dimensional background model based on control samples in data.

In previous $HH \rightarrow 4b$ searches [4, 9, 11–15], the QCD multijet background is determined in a signal-free control region using a variant of the “ABCD” or matrix method [16–18]. The background prediction in the signal region (SR) requires an extrapolation to a different region of phase space. This extrapolation is a significant source of systematic uncertainty that limits the ultimate sensitivity of the analysis. A common approach for assessing this extrapolation uncertainty is to validate the background prediction in a third, statistically independent validation region (VR) [4, 9, 11–15] that is dominated by background. This strategy can address how accurately the background model extrapolates to a different region of phase space, but does not directly test the extrapolation into the SR. In addition, it inevitably suffers from a lack of statistical power in the phase space with the highest signal-to-background ratio; the selection that makes the VR background-dominated depletes the most sensitive phase space of the SR.

This paper introduces a new method to overcome these limitations by validating the background model with data samples obtained using hemisphere mixing [19, 20], referred to as synthetic data samples. These synthetic data samples allow for the validation of the extrapolation of the background model to the relevant SR and avoid the problem of low statistical power in the most signal-like phase space. This technique also provides a way to determine the expected variance of the background prediction, resulting from the finite size of the data sample used to fit the model.

The $ZZ \rightarrow 4b$ and $ZH \rightarrow 4b$ processes share the final state and all the experimental challenges of the $HH \rightarrow 4b$ analysis, but have production cross sections that are expected to be 31 (ZZ) [21] and 8 (ZH) [22] times larger than HH. In addition, the ZZ and ZH processes are well established experimentally, both having been observed and measured using channels in which the Z decays to leptons [23–27].

This paper presents a search for $ZZ \rightarrow 4b$ and $ZH \rightarrow 4b$ production using 133 fb^{-1} of proton-proton (pp) collisions at

* e-mail: cms-publication-committee-chair@cern.ch (corresponding author)

$\sqrt{s} = 13$ TeV, collected by the CMS experiment at the LHC. The analysis introduces several new techniques for deriving and validating the background model. A multiclass multivariate classifier, which uses convolutional layers to solve the combinatoric jet-pairing problem, has been designed with an architecture customized to the 4b final state. The classifier is used both for signal-versus-background discrimination as well as for the derivation and validation of the background model. While these techniques are developed and demonstrated in the ZZ and ZH \rightarrow 4b searches, they are directly applicable to the HH \rightarrow 4b analysis and the measurement of λ .

The remainder of the paper is organized as follows. The CMS detector and the reconstruction and identification of physics objects used in this analysis are described in Sect. 2. Section 3 discusses the data and the simulated events used. Details of the event selection are presented in Sect. 4. Section 5 describes the architecture of the multivariate classifier used throughout the analysis. The background modeling method is described in Sect. 6 and its validation in Sect. 7. The construction of the synthetic data samples are described in Sect. 7.1, and the evaluation of the background uncertainties in Sect. 7.2. Other sources of systematic uncertainty are detailed in Sect. 8. Finally, the results are reported in Sect. 9 and a summary is provided in Sect. 10. The tabulated results are provided in a HEPData record [28].

2 The CMS detector

The CMS apparatus [29,30] is a multipurpose, nearly hermetic detector, designed to trigger on [31,32] and identify electrons, muons, photons, and (charged and neutral) hadrons [33–35]. The central feature of the CMS detector is a superconducting solenoid, providing a magnetic field of 3.8 T. Within the solenoid volume are a silicon pixel and strip tracker, a lead tungstate crystal electromagnetic calorimeter, and a brass and scintillator hadron calorimeter, each composed of a barrel and two endcap sections. Forward calorimeters extend the pseudorapidity (η) coverage provided by the barrel and endcap detectors. Muons are detected in gas-ionization chambers embedded in the steel flux-return yoke outside the solenoid. A more detailed description of the CMS detector, together with a definition of the coordinate system used and the relevant kinematic variables, can be found in Ref. [29].

Events of interest are selected using a two-tiered trigger system. The first level (L1), composed of custom hardware processors, uses information from the calorimeters and muon detectors to select events at a rate of around 100 kHz within a fixed latency of 4 μ s [31]. The second level, known as the high-level trigger (HLT), consists of a farm of processors running a version of the full event reconstruction software

optimized for fast processing, and reduces the event rate to around 1 kHz before data storage [32].

The event reconstruction is based on the particle-flow (PF) algorithm [36], which aims to reconstruct and identify each individual particle (PF candidate) in an event with an optimized combination of information from the various elements of the CMS detector. The PF candidates are classified as electrons, muons, photons, and charged or neutral hadrons. The primary vertex is taken to be the vertex corresponding to the hardest scattering in the event, evaluated using tracking information alone, as described in Section 9.4.1 of Ref. [37].

Jets are reconstructed from PF candidates, clustered using the anti- k_T algorithm [38,39] with a distance parameter of 0.4. The jet momentum is determined as the vectorial sum of all particle momenta in the jet, and is found from simulation to be, on average, within 5–10% of the true momentum over the whole p_T spectrum and detector acceptance. Additional collisions within the same or nearby bunch crossings (pileup) can give rise to jets not coming from the hard-scattering process or contribute additional tracks and calorimetric energy depositions, increasing the apparent jet momentum. To mitigate this effect, tracks identified as originating from pileup vertices are discarded and an offset correction is applied to account for remaining contributions [40]. Jet energy corrections are derived from simulation studies so that the average measured energy of jets becomes identical to that of particle-level jets. In situ measurements of the momentum balance in dijets, γ + jets, Z + jets, and multijet events are used to determine any residual differences between the jet energy scale in data and in simulation, and appropriate corrections are applied [41,42]. Jets originating from b quarks are identified using the DEEPJET algorithm [43], a deep neural network combining secondary vertex properties, track-based variables, and PF jet constituents (neutral and charged particle candidates). The efficiency of b (light flavor and gluon) jets to pass the b-tagging requirement used in this analysis is data-set dependent and varies within the 50–60% (0.05–0.5%) range.

3 Data and simulation

This analysis is performed on data collected during three years of data taking at $\sqrt{s} = 13$ TeV. The combined data set corresponds to an integrated luminosity of 133 fb $^{-1}$ collected during 2016–2018 [44–46].

Events are selected at L1 using triggers requiring the presence of at least four jets in the tracker acceptance ($|\eta| < 2.5$) and large H_T , defined as the scalar sum of the p_T of the reconstructed jets in the event. During the 2016 data taking, events are required to have either $H_T > 280$ GeV or at least four jets with $p_T > 50$ GeV. In the 2017 data set, events are required to have $H_T > 280$ GeV and the four leading jets are required

to pass staggered p_T thresholds of 70, 55, 40, and 35 GeV. In the 2018 data set, the H_T requirement was raised to 320 GeV and the lowest jet p_T threshold was raised to 40 GeV.

Events are selected in the HLT using a combination of triggers requiring the presence of jets coming from the hadronization of b quarks (b jets). Events are required to have at least four jets, at least three of which are identified as arising from a bottom quark (b tagged). In the 2016 data set, events are required to have either at least four jets with transverse momentum $p_T > 45$ GeV, or two or more jets with $p_T > 90$ GeV and two or more jets with $p_T > 30$ GeV. In the 2017 data set, an H_T requirement of 300 GeV was added to match the threshold at L1, and the four highest- p_T jets were required to pass staggered p_T thresholds of 75, 60, 45, and 40 GeV. The H_T threshold was raised to 330 GeV in 2018. The b tagging was performed in HLT using the CSV algorithm [47] in 2016–2017, and with the DEEPCSV algorithm [43] in 2018. Following the selection described in Sect. 4, this combination of triggers has an approximate efficiency of 20% for simulated signals with di-boson invariant mass near 200 GeV, rising to 90% efficiency for masses greater than 600 GeV.

Simulated events are used to model ZZ, ZH, and HH events and the background from top quark pair ($t\bar{t}$) production. The $t\bar{t}$ process is generated at next-to-leading-order (NLO) accuracy in QCD [48] with POWHEG v2.0 [49, 50]. The dominant background from QCD multijet events is modeled using control samples in data.

Events from ZZ production are generated with MADGRAPH5_aMC@NLO v2.4.2 [51] at NLO QCD with the FxFx merging scheme [52] and include up to two additional partons. The SM prediction for the total ZZ production cross section in pp collisions at $\sqrt{s} = 13$ TeV is $15.0^{+0.7}_{-0.6}$ pb, taken from Ref. [21].

The quark-induced ZH signal process is generated at NLO accuracy [53] using the POWHEG v2 event generator extended with the MiNLO procedure [54, 55], while the gluon-induced ZH process is simulated at LO accuracy with POWHEG v2. The SM prediction for the total ZH production cross section, computed at next-to-next-to-leading-order accuracy in QCD, is 0.88 ± 0.03 pb for $m_H = 125$ GeV [22]. The SM branching fractions of 58.2 and 15.1% are taken for $H \rightarrow b\bar{b}$ and $Z \rightarrow b\bar{b}$ decays, respectively [22, 56, 57], again assuming $m_H = 125$ GeV.

Events from HH production used to train the classifier are simulated at NLO accuracy [58] with POWHEG v2. The dominant SM HH production mode in pp collisions at $\sqrt{s} = 13$ TeV is through the gluon-fusion mechanism; the predicted cross section, computed at next-to-next-to-leading-order accuracy, is $31.1^{+2.1}_{-7.2}$ fb [59–66].

For both signal and background events, multiple-parton interactions, parton shower, and hadronization effects are simulated with PYTHIA v8.226 for 2016 and PYTHIA v8.230 for 2017–2018 [67]. For 2016, the CP5 tune [68] is used for the $t\bar{t}$ samples and the CUETP8M1 tune [69] is used for all the others; for 2017–2018, the CP5 tune is used throughout all samples. The NNPDF 3.0 [70] (NNPDF 3.1 [71]) parton distribution functions (PDFs) are used to simulate the samples corresponding to the 2016 (2017–2018) data sets. For all simulated samples, the CMS detector response is modeled with GEANT4 [72]. Pileup collisions are simulated and added to the hard-scattering process for all samples. The simulated events are weighted to match the distribution of reconstructed primary vertices observed in data.

4 Event selection

Selected events must have at least four jets with $p_T > 40$ GeV and $|\eta| < 2.4$ that are b-tagged by the DEEPCSV algorithm. Events passing this selection are referred to as the four-tag sample. The four jets with the highest b tagging score are paired to form Z or H candidates (“boson-candidate jets” in what follows). A dedicated correction to the b jet energy scale, based on a regression technique that takes properties of the jets into account, is applied to the boson-candidate jets. This improves the determination of the jet momentum by up to 15% [73].

Initially, all three possible jet pairings are considered. To reduce the combinatorial background, pairs of jets with an invariant mass roughly consistent with the Z and H masses are retained. Jet pairings must satisfy

$$\begin{aligned} 52 < m_{jj}^{\text{lead}} < 180 \text{ GeV} \quad \text{and} \\ 50 < m_{jj}^{\text{subl}} < 173 \text{ GeV}, \end{aligned} \quad (1)$$

where m_{jj}^{lead} and m_{jj}^{subl} are the invariant masses of the leading and subleading boson candidates, respectively. The leading boson candidate is defined as the one with the highest scalar sum of jet p_T . From simulation it is found that this sorting tends to bias the leading dijet mass distribution upwards by 2% and the subleading – downwards by 2%. This is taken into account when defining the dijet mass regions used in the analysis.

The angle between the decay products of the bosons in the laboratory frame provides another handle to reduce the background. This angle depends on the Lorentz boost of the bosons and, thus, on the four-jet invariant mass m_{4j} . The pairings of jets associated with the boson candidates satisfy the following requirements

$$\frac{360 \text{ GeV}}{m_{4j}} - 0.5 < \Delta R_{jj}^{\text{lead}} < \max \left[1.5, \frac{650 \text{ GeV}}{m_{4j}} + 0.5 \right]$$

and

$$\frac{235 \text{ GeV}}{m_{4j}} < \Delta R_{jj}^{\text{subl}} < \max \left[1.5, \frac{650 \text{ GeV}}{m_{4j}} + 0.7 \right], \quad (2)$$

where $\Delta R_{jj}^{\text{lead}}$ and $\Delta R_{jj}^{\text{subl}}$ are the angular separations between the jets in the leading and subleading boson candidates, respectively. The angular separation is defined as $\Delta R = \sqrt{(\Delta\eta)^2 + (\Delta\phi)^2}$, where $\Delta\phi$ ($\Delta\eta$) is the difference in azimuthal angle (pseudorapidity) between the two boson candidates. These requirements reject jet pairings that are inconsistent with a Z or H decay. This selection is based on that of the previous ATLAS measurement in Ref. [11], loosened to increase the signal acceptance.

Events in which all pairings fail the criteria in Eq. (2) are retained to increase the size of the data set used to train various classifiers in the analysis. If a pairing in these events satisfies one of the aforementioned requirements, it is chosen. When multiple pairings pass the same number of requirements, one is chosen randomly to give each event a location in the $m_{jj}^{\text{lead}}-m_{jj}^{\text{subl}}$ plane without biasing the background distribution.

The SR is defined using four overlapping regions in the dijet mass plane targeting ZZ, ZH, and HH decays. These regions are defined using variables X_{ZZ} , X_{ZH} , X_{HZ} , and X_{HH} , defined as

$$X_{B_1 B_2} = \sqrt{\left(\frac{m_{jj}^{\text{lead}} - m_{B_1}}{\sigma_{m_{jj}^{\text{lead}}}} \right)^2 + \left(\frac{m_{jj}^{\text{subl}} - m_{B_2}}{\sigma_{m_{jj}^{\text{subl}}}} \right)^2}, \quad (3)$$

where m_{B_1} and m_{B_2} correspond to the nominal Z or H masses, corrected for the bias mentioned above, depending on the signal targeted. The denominators in each term is the approximate mass resolution, estimated from simulation to be 10% of the reconstructed boson mass. The SR is defined as the union of the requirements: $X_{ZZ} < 2.6$, $X_{ZH} < 1.9$, $X_{HZ} < 1.9$, and $X_{HH} < 1.9$. Figure 1 shows signal yield from simulation normalized to the expected yield (upper) and the four-tag events from data (lower), as a function of m_{jj}^{lead} and m_{jj}^{subl} . The four regions used to define the SRs are shown by the red dashed contours.

The fractions of ZZ and ZH signal events within the detector acceptance from simulation, multiplied by the efficiency of each selection step are shown in the upper and lower plots of Fig. 2, respectively, as a function of the true four-body invariant mass, m_{4b}^{gen} . The cumulative effect of each selection requirement is shown for the ZZ and ZH channels. The product of the acceptance and efficiency is limited at low mass by the H_T and jet p_T requirements in the trigger. At high mass,

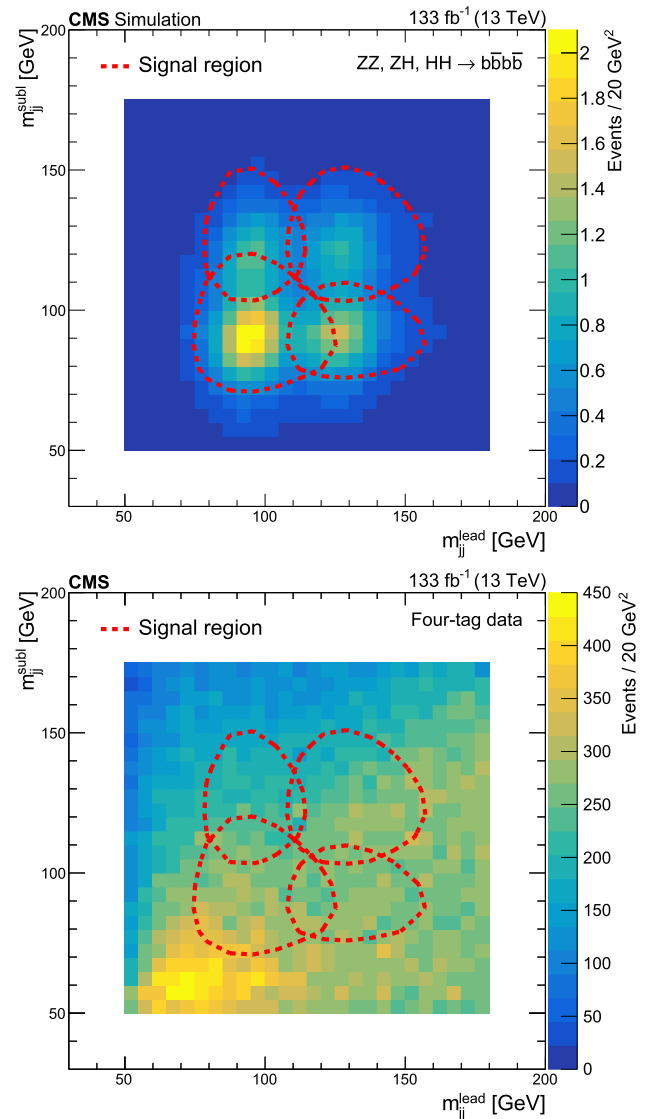


Fig. 1 Signal yield from simulation (upper) and from four-tag events in data (lower), as a function of m_{jj}^{lead} and m_{jj}^{subl} . The color scale to the right of each plot gives the range of values. The signal region is defined by the union of the regions enclosed by the dashed red contours

the acceptance for resolving four jets drops and b tagging efficiency decreases for high p_T jets. The trigger requirement significantly limits the efficiency at lower masses. The larger cross section of the ZZ process compensates for the lower acceptance, leading to similar expected event yields.

The output from a multivariate classifier, described in Sect. 5, is used as the final discriminant between the signal and background. The classifier, referred to as the signal-versus-background (SvB) classifier, is trained to output the probability that an event is from one of five classes: multijet, $t\bar{t}$, ZZ, ZH, and HH. The probability of a signal event, defined as the sum of the probabilities of the event being from the ZZ, ZH, or HH sample, is used in the final signal extraction.

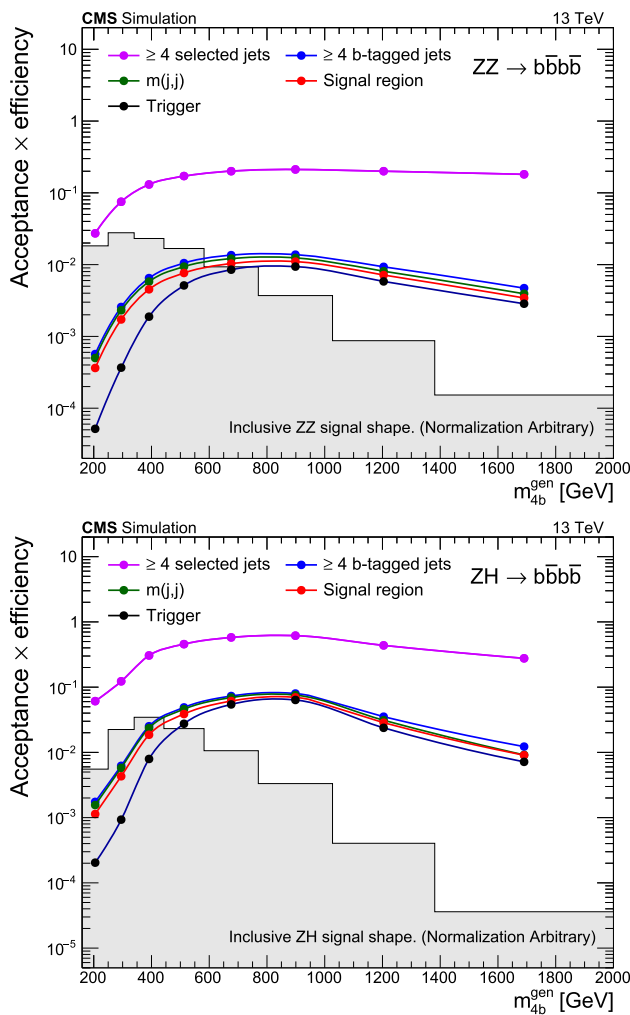


Fig. 2 Event selection acceptance times efficiency as a function of the generated four-body mass m_{4b}^{gen} for the ZZ (upper) and ZH (lower) signals. The plots show the cumulative efficiency with respect to the inclusive sample. The expected m_{4b}^{gen} distributions of the inclusive ZZ and ZH events are shown by the gray-shaded areas with arbitrary normalization

Orthogonal ZZ and ZH SRs are defined according to which of the signal probabilities is the largest. A combined fit is performed in the ZZ and ZH regions to events with a signal probability larger than 1%, to extract the ZZ and ZH fitted signal strengths. The HH results are not reported here as a dedicated measurement has been published in Ref. [4].

5 Hierarchical combinatorial residual network

A multivariate classifier is used both for signal-versus-background discrimination as well as for the derivation and validation of the background model. An architecture, referred to as the hierarchical combinatorial residual (HCR) network, is specifically developed for the four-jet diboson topology.

The HCR consists of a series of convolutional neural networks, each employing phase-symmetric convolutional filters [74] and residual learning [75], to process kinematic information from the boson-candidate jets; information from additional jets in the event is included using an attention block [76]. This network architecture provides a clean solution to the combinatorial jet-pairing problem, allowing the same set of weights to be optimized for all pairings. The convolutional layers are arranged hierarchically, first processing a jet image to form a dijet image, then processing the dijet image to form a quadjet image.

Figure 3 shows a high-level sketch of the HCR architecture. The initial jet image is formed from pixels representing each of the boson-candidate jets, using the jet p_T , η , ϕ , and mass values as features. Three copies of the jet pixels are arranged to form a one-dimensional image such that pairs of adjacent pixels represent the three possible jet pairings. Adjacent pairs of jet pixels are convolved to form a dijet image using a single set of weights. The second layer processes the six dijet pixels to form a three-pixel quadjet image. These three pixels are then combined to produce a single event-level pixel. Each convolution projects the input image into an eight-dimensional space; the dimension of this embedded space is a hyperparameter that controls the size of the network. A final output layer projects these features into a N_c -dimensional space, where N_c is the number of input classes used in training. These outputs are converted into the probabilities that a given event belongs to the corresponding class used in training by applying softmax function.

Classifiers with the HCR architecture are used throughout the analysis. The SvB classifier employs the HCR architecture to construct the variable used in the final signal extraction. The HCR classifiers are also used to define the background model (Sect. 6) and in the construction of the synthetic data sets (Sect. 7.1).

6 Background model

From simulation, it is found that 95% of the expected background consists of multijet events, which are modeled using data. The remaining 5% are $t\bar{t}$ events, which are modeled with simulation. Backgrounds from other sources, including processes involving single- and double-H production, are found to have a negligible contribution.

The QCD multijet background is modeled with an independent data set selected using the same trigger and selection requirements as used in the SR, except for the b tagging requirement: at least four jets with $p_T > 40$ GeV are required, exactly three of which are required to be b tagged. To increase the size of this three-tag control sample, the b tagging requirement is loosened such that the efficiency to correctly identify a b jet is 70–80% depending on the data set.

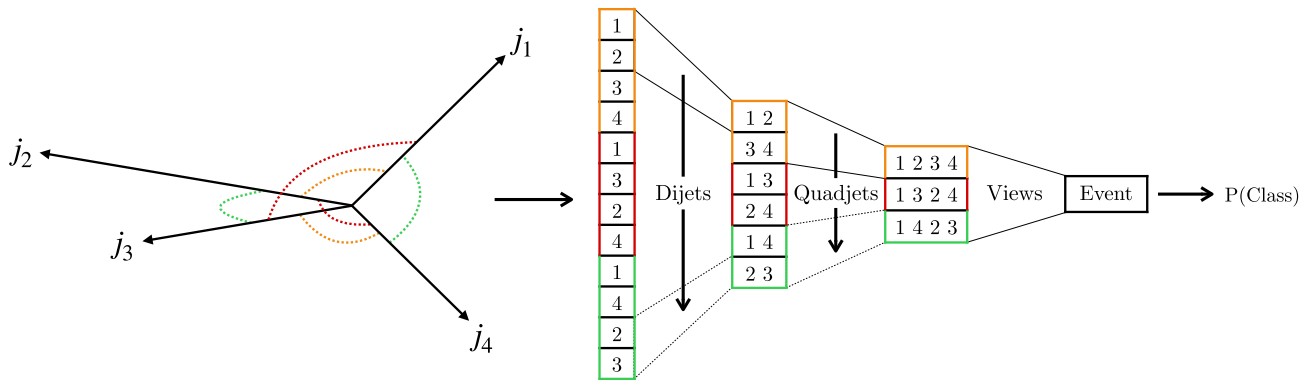


Fig. 3 A high-level sketch of the HCR classifier architecture. Boson-candidate jets are shown on the left with the three possible jet pairings. The HCR architecture is shown on the right. The boxes represent pixels, with the labels indicating which jet, dijet, or quadjet the pixel refers to.

The different jet pairings on the left are each represented within the network, as indicated by the color coding. The output $P(\text{class})$ corresponds to the probability that an event belongs to the corresponding class used in training

The size of three-tag sample is about 17 times larger than that of the four-tag sample. The three-tag sample consists of 90% multijet events and 10% $t\bar{t}$ events. Simulations indicate that the three-tag sample has a negligible contribution of signal events.

A product of two weights is applied to the three-tag events to model the multijet background in the four-tag sample. The first weight, referred to as the jet combinatorial model (JCM) weight, accounts for additional jet activity in the four-tag sample. The second weight, referred to as the four-vs-three (FvT) weight, corrects for kinematic differences between the three- and four-tag samples.

The weights are derived using a signal-depleted sideband (SB) region of the $m_{jj}^{\text{lead}} - m_{jj}^{\text{subl}}$ plane, shown in Fig. 1. The SB is defined as the region inside the mass window defined by Eq. (1) but outside the SR. The boundaries of the SB region are chosen to provide sufficient statistical precision, while ensuring that the kinematic properties of events in the SB are representative of those in the SR.

6.1 Jet combinatorial model

The four-tag sample has a larger jet multiplicity than the three-tag sample, since the requirement of exactly three b-tagged jets in the three-tag sample biases the jet multiplicity. This effect is modeled using an extension of the combinatorial technique introduced in Ref. [11]. For each three-tag event, all possible combinations of jets not satisfying the looser b tagging requirement, referred to as anti-b-tagged jets, are considered. At least one anti-b-tagged jet is treated as a b jet. The anti-b-tagged jets that are treated as b jets are referred to as pseudo-tagged jets. A constant per-jet transfer factor f is assigned to each pseudo-tagged jet and a factor $(1 - f)$ to the remaining anti-b-tagged jets. Corre-

lations in the transfer factor among jets arise because b jets are produced in pairs. These correlations are modeled with a pair-enhancement term e , that is included in combinations with an even number of tagged plus pseudo-tagged jets. This enhancement term is expected to be suppressed at higher jet multiplicities since the probability of observing an odd number of b-tagged jets increases because of mistagging and jets falling outside of the detector acceptance. The pair-enhancement factor is thus divided by n^d , where n is the number of anti-b-tagged jets and d is a free parameter that controls the suppression of e with jet multiplicity. Finally, an overall normalization t is included to account for the looser b tagging requirement in the three-tag sample. The per-event JCM weight is thus computed as:

$$w_{\text{JCM}} = \begin{cases} t \sum_{i=1}^n \binom{n}{i} f^i (1-f)^{n-i} (1 + e/n^d) & (3+i) \text{ even} \\ t \sum_{i=1}^n \binom{n}{i} f^i (1-f)^{n-i} & (3+i) \text{ odd,} \end{cases} \quad (4)$$

where i is the number of pseudo-tagged jets and $\binom{n}{i}$ is the binomial coefficient.

The JCM parameters are determined by a combined fit to the jet and b-tagged jet multiplicity distributions in the SB region. Selected jets are required to satisfy the same kinematic requirements, $p_T > 40 \text{ GeV}$ and $|\eta| < 2.4$, as the boson-candidate jets. The jet and b-tagged jet multiplicity distributions are shown in Fig. 4 (upper) and (lower), respectively, along with the results of the fit. The black data points show the observed four-tag data; the yellow distribution displays the multijet background estimate prior to the JCM correction, and the blue distribution is from the $t\bar{t}$ simulation. The multijet background prior to the JCM correction is given by the $t\bar{t}$ -subtracted three-tag data, normalized to the

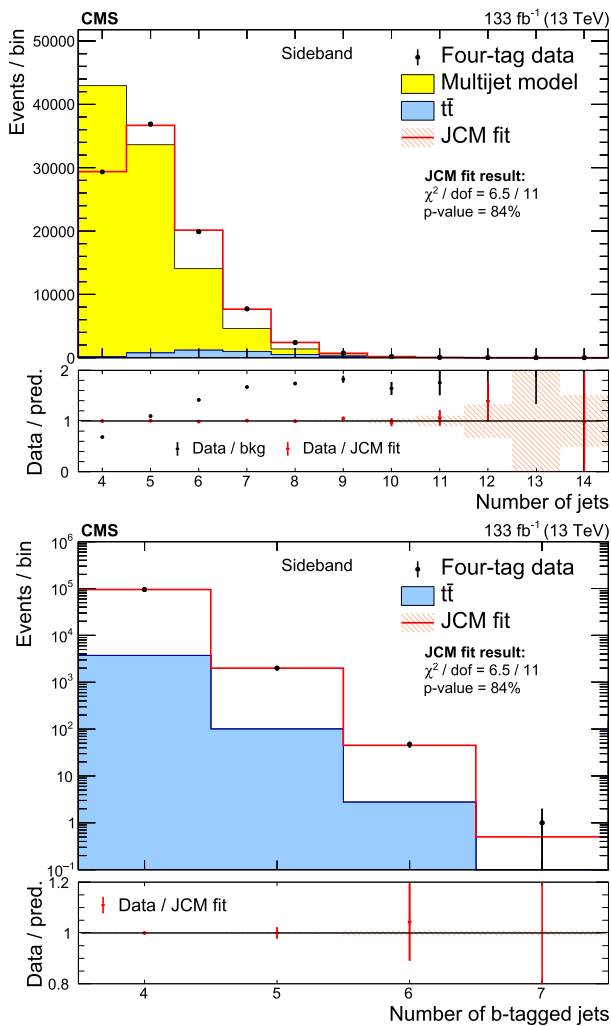


Fig. 4 Jet (upper) and b-tagged jet (lower) multiplicity distributions in the SB region. The black data points show the observed four-tag data, the blue distribution the $t\bar{t}$ simulation, and the yellow histogram the three-tag multijet prior to the JCM corrections. The red histogram shows the result of the fit to the JCM model. The quality of the fit is given by the χ^2 per degrees of freedom (dof) and corresponding p -value in the legend. The lower panels display the ratio of the data to the fit prediction

$t\bar{t}$ -subtracted four-tag data. This component is not shown on the lower panel as the three-tag data cannot be used to model the b-tagged jet multiplicity. The red histogram shows the result of the JCM fit, which provides a good description of both the jet and b-tagged jet multiplicities.

6.2 Kinematic reweighting

After correction with the JCM weights, differences remain between the three- and four-tag samples arising from the kinematic dependence of the b tagging efficiency and from a different mixture of underlying scattering processes in the two selections. These differences are highlighted in Fig. 5,

which shows the opening angles $\Delta R(j, j)$ for dijet pairs, chosen such that the boson-candidate jets with the smallest opening angle form one pair (close dijet) and the remaining boson-candidate jets form the other (complement dijet). The opening angles are shown for events in the SB region. The multijet model, shown in yellow, includes the JCM weights. The four-tag sample is dominated by gluon splitting to $b\bar{b}$ from an underlying two-to-two scattering process. This produces a topology with two b-tagged dijets, each with a small $\Delta R(j, j)$. The three-tag sample contains this process in addition to a mixture of processes where the anti-b-tagged boson-candidate jet can be produced without gluon splitting, leading to a broader distribution of opening angles. Significant differences between the three- and four-tag samples are also observed in other jet, dijet, and event-level distributions. Figure 6 shows the modeling of the final discriminating variables – the SvB signal probabilities for ZZ (P_{ZZ}) and ZH (P_{ZH}) – in the SB region.

The residual kinematic differences between the three- and four-tag samples are corrected using weights derived from a multivariate classifier with the HCR architecture. This classifier, referred to as the FvT classifier, is trained with four classification targets: four-tag data, four-tag $t\bar{t}$ simulation, three-tag data, and three-tag $t\bar{t}$ simulation. The FvT classifier is trained using data and the $t\bar{t}$ simulation in the SB region. The JCM weights are applied to the three-tag data and three-tag $t\bar{t}$ simulation prior to training. The output probabilities are used to reweight the three-tag data to the four-tag multijet background. The FvT weights are given by

$$w_{FvT} = \frac{P(M_{4b})}{P(D_{3b})} \equiv \frac{P(D_{4b}) - P(t\bar{t}_{4b})}{P(D_{3b})}, \tag{5}$$

where $P(D_{4b})$, $P(t\bar{t}_{4b})$, and $P(D_{3b})$ are the class-assignment probabilities coming from the FvT classifier output, and M_{4b} refers to the QCD multijet four-tag event. The final background model is given by the four-tag $t\bar{t}$ simulation plus the three-tag data weighted by the product of the JCM and FvT weights.

Figure 7 shows the improvement in modeling of the close and complement candidate opening angles when the FvT weights are applied. The FvT weights also correct the modeling of the other observed discrepancies in jet, dijet, and event-level distributions. The impact of the FvT reweighting on the modeling of the SvB signal probabilities in the SB region is shown in Fig. 8.

7 Background validation

The accurate modeling of the SvB signal probabilities in Fig. 8 comes with two major caveats. The first is that the FvT classifier is trained with the four-tag SB region data and

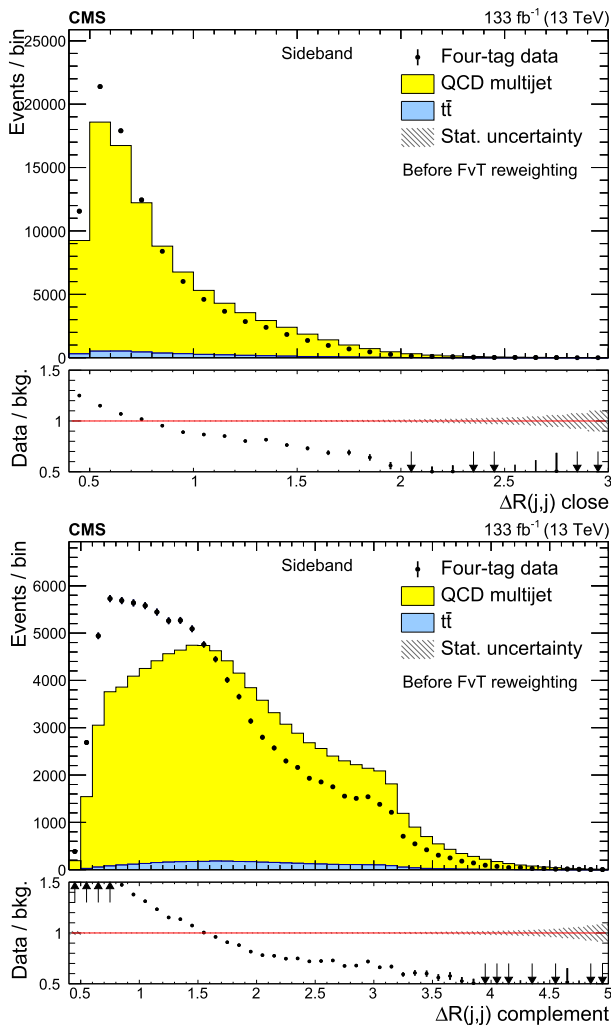


Fig. 5 Distributions of $\Delta R(j, j)_{\text{close}}$ (upper) and $\Delta R(j, j)_{\text{complement}}$ (lower). The four-tag SB events are shown by the points. The QCD multijet distribution (yellow region) is from the three-tag SB sample after the JCM correction but before the FvT kinematic reweighting, and the $t\bar{t}$ distribution (blue region) is from simulation. The lower panels display the ratio of the four-tag data to the total background, which is the sum of the QCD multijet and $t\bar{t}$ distributions. The hatched area gives the statistical uncertainty in the background

thus has access to all of the relevant SvB information during training. The final analysis in the SR requires an extrapolation of the background model to a different region of phase space. This extrapolation is a significant source of systematic uncertainty that cannot be assessed in the region used to train the classifier. The second major caveat is that the sensitivity in the SR is dominated by SvB signal probabilities above ≈ 0.9 , for which there is little statistical power in the SB region.

These problems are addressed by validating the background model with synthetic data sets that allow the extrapolation of the background model to be tested precisely in regions of high signal probability. Section 7.1 describes the construction of the synthetic data sets, and Sect. 7.2 describes

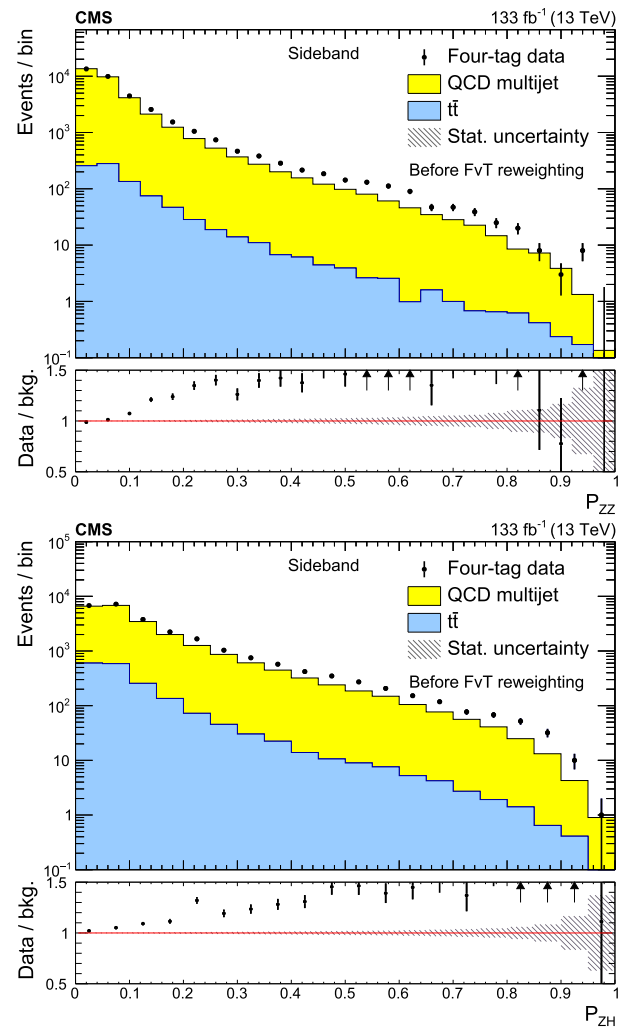


Fig. 6 Distributions of the signal probabilities for ZZ (upper) and ZH (lower) in the SB region, respectively. The four-tag SB events are shown by the points. The QCD multijet distribution (yellow region) is from the three-tag SB sample after the JCM correction but before the FvT kinematic reweighting, and the $t\bar{t}$ distribution (blue region) is from simulation. The lower panels display the ratio of the four-tag data to the total background, which is the sum of the QCD multijet and $t\bar{t}$ distributions. The hatched area gives the statistical uncertainty in the background

how it is used to assess the systematic uncertainties in the background model.

7.1 Synthetic data sets from hemisphere mixing

A synthetic data set is generated by splitting individual events into hemispheres and then combining similar hemispheres from different events. This mixing procedure suppresses correlations among the jet four-vectors due to the presence of a signal, while preserving the kinematic distributions of the 4b background. The relevant event-level correlations in the background – which primarily arise from gluon splitting in an underlying two-to-two scattering process – are captured

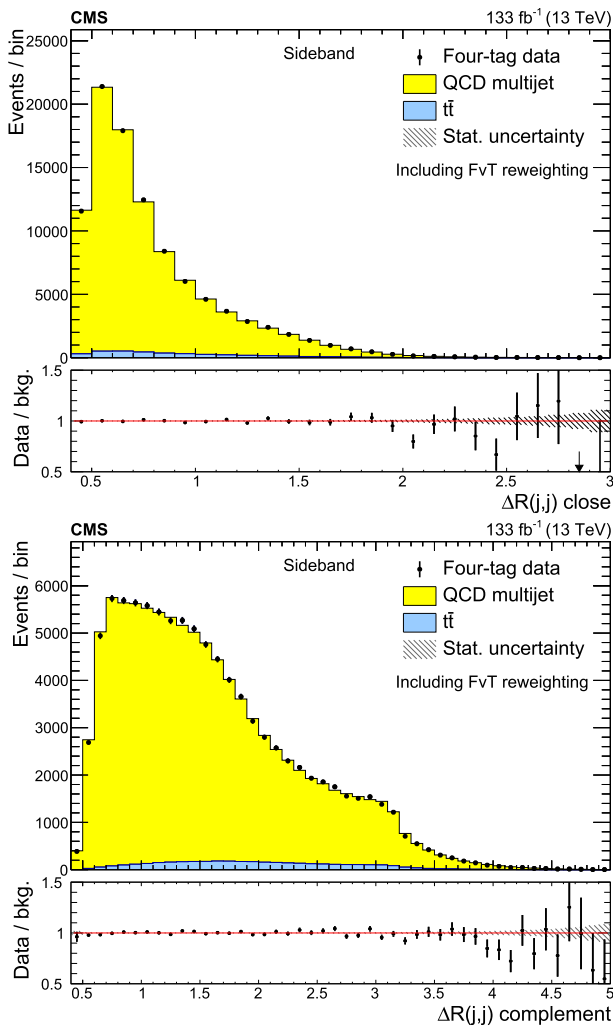


Fig. 7 The $\Delta R(j, j)$ distributions shown in Figure 5 after including the FvT corrections to the QCD multijet prediction

in the correlation between hemispheres and are independent of the dijet substructure within the hemispheres.

The mixing algorithm is based on the technique developed in a previous CMS $HH \rightarrow 4b$ analysis [20]. The first step involves creating a collection of hemispheres (hemisphere library) from events in the four-tag data set. Each event is split into two hemispheres using the plane orthogonal to the transverse thrust axis [20], which is chosen based on the assumption that it is a good proxy for the initial gluon directions in the underlying scattering process. Jets on one side of the plane are assigned to one hemisphere, those on the other side are assigned to the other hemisphere. Four variables are computed using the sum of the four-vectors of all the jets in that hemisphere: the invariant mass, the longitudinal momentum, and the transverse momentum perpendicular and parallel to the transverse thrust axis. The jet and b jet multiplicities are also computed for each hemisphere. The library is created with events that pass the jet kinematic requirements but

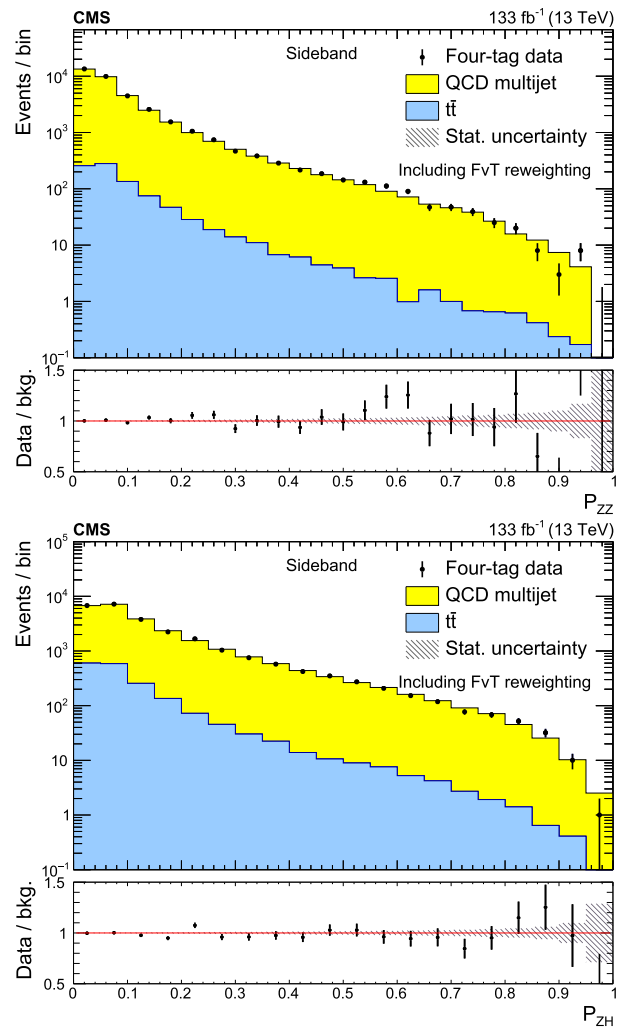


Fig. 8 Distribution of signal probabilities for ZZ (upper) and ZH (lower) events in the SB region after including the FvT corrections to the QCD multijet prediction

before the dijet invariant mass requirement given in Eq. (1) is applied.

The mixing is performed in a second pass over the data. Events are split into hemispheres as before, and the corresponding hemisphere summary variables are calculated. Each hemisphere in the event is replaced with its nearest neighbor in the hemisphere library. Nearest neighbors are defined as hemispheres with the same jet and b jet multiplicities that minimize the distance between hemispheres, defined as

$$d(h_i, h_j) = \sqrt{\sum_k \left(\frac{v_k(h_i) - v_k(h_j)}{\sigma_{v_k}} \right)^2}, \tag{6}$$

where h_i and h_j are two hemispheres and the sum runs over the four hemisphere summary variables v_k and σ_{v_k} is the root mean square of the corresponding variable calculated from all hemispheres in the library. During the nearest neighbor

replacement a check is made that the matching hemispheres do not come from the same event. Finally, the nearest neighbor hemispheres are rotated in the azimuthal angle ϕ to match the direction of the transverse thrust axis of the input event.

This analysis introduces two important improvements to the mixing strategy. The first is the use of the three-tag data set in mixing. Four-tag events are used to create the hemisphere library, however, the three-tag data set is used in the second pass when creating the mixed data sample. In the three-tag sample, the pseudo-tagged jets are treated as b tagged when matching hemispheres; this ensures that events in the resulting mixed data sample all have four b -tagged jets. An illustration of the mixing procedure is given in Fig. 9. Mixing the three-tag data eliminates a potential bias from signal contamination and allows for the construction of a synthetic data sample that is fifteen times larger than the four-tag data sample.

The other important improvement to the mixing algorithm is the introduction of corrections accounting for the $t\bar{t}$ background contamination. The presence of the $t\bar{t}$ events complicates the mixing strategy, since these events have significant hemisphere-level correlations coming from the decays of the top quarks. Mixing a $t\bar{t}$ hemisphere with a QCD multijet hemisphere would significantly distort the $t\bar{t}$ background. The mixed $t\bar{t}$ events are thus not expected to provide a good model of the unmixed $t\bar{t}$ background.

The $t\bar{t}$ background needs to be subtracted from the hemisphere library and the three-tag data set being mixed – not from projections into histograms, as is more typical in high energy physics. These $t\bar{t}$ contributions are subtracted statistically using event weights derived from a multivariate classifier with the HCR architecture. This classifier is trained with two classes, data and $t\bar{t}$ simulation, separately on events in the three- and four-tag data set. The outputs from the classifier are used to determine the probability $P(M)$ that an event in the three- or four-tag data sample is a multijet event. When constructing the mixed data sample, an input three-tag event is accepted for mixing with probability $P(M)$. Similarly, nearest-neighbor hemispheres are accepted as replacements with probability $P(M)$, as calculated in their corresponding four-tag event. When a hemisphere is rejected, the next-nearest neighbor is considered in turn.

The size of the four-tag data sample in the SB region, used to train the FvT classifier, is a fundamental limitation of the background determination procedure. When validating the background, it is critical that the synthetic data have the same statistical power as the nominal four-tag sample. To ensure this, the mixed data are subsampled to match the size of the QCD multijet background in the four-tag sample. The relative size of the mixed data sample allows fifteen independent subsamples to be created. The number of subsamples is somewhat smaller than the relative size of the three-tag dataset to avoid using duplicate events with large jet

multiplicity. Events from the four-tag $t\bar{t}$ simulation are added to each subsample according to the expected $t\bar{t}$ yield. These fifteen synthetic data sets are referred to as mixed models.

The advantages of using the mixed models to validate the background can be seen in Fig. 10. The ZZ (ZH) SvB signal probabilities are shown in the upper (lower) figures in the SB region, left, and in the SR, right. The four-tag data are shown by the black points. The three-tag data distribution before applying the kinematic FvT corrections, from which the background prediction is extrapolated, is shown in yellow. The average of the mixed models, shown in red, provides a high-event-count proxy for the four-tag background that can be used to validate the background prediction in regions of high signal probability.

7.2 Background model uncertainties

The background procedure, as described in Sect. 6, is repeated by treating the mixed models as four-tag data. The procedure is performed separately using each of the fifteen mixed models. Differences among the fifteen QCD multijet predictions and the comparison of the predicted background to the observed SR yield are used to assign systematic uncertainties in the nominal background model. These systematic uncertainties are assessed in three steps. First, the differences among the fifteen QCD multijet predictions are quantified. These differences arise from the finite size of the data sample in the SB region used to train the FvT classifier. The second step measures the systematic uncertainty from extrapolating to the SR, by comparing the background predictions to the observed yields in the mixed models. The final step checks if biases in the background model can mimic a signal. This process is carried out independently for the final ZZ and ZH selections.

The differences in the background models are quantified by comparing the QCD multijet predictions of each mixed model in the SR to their average. These differences are parameterized by a set of orthogonal Fourier basis functions added to the background predictions. Each of the multijet predictions, with unconstrained coefficients for the basis function corrections, are fit separately to the average. Basis functions with increasing frequency components are added until the pulls of adjacent SvB signal probability bins from all the mixed-model predictions are consistent with being uncorrelated. A pull is defined as the difference between the observed and expected values, divided by the uncertainty in the difference. A systematic uncertainty in each coefficient is assigned based on the root mean square of the fitted values. This uncertainty accounts for the expected variance of a single background prediction due to the finite size of the data sample in the SB region.

This procedure is carried out separately for the ZZ and ZH signal probabilities. Five (four) basis functions, with uncer-

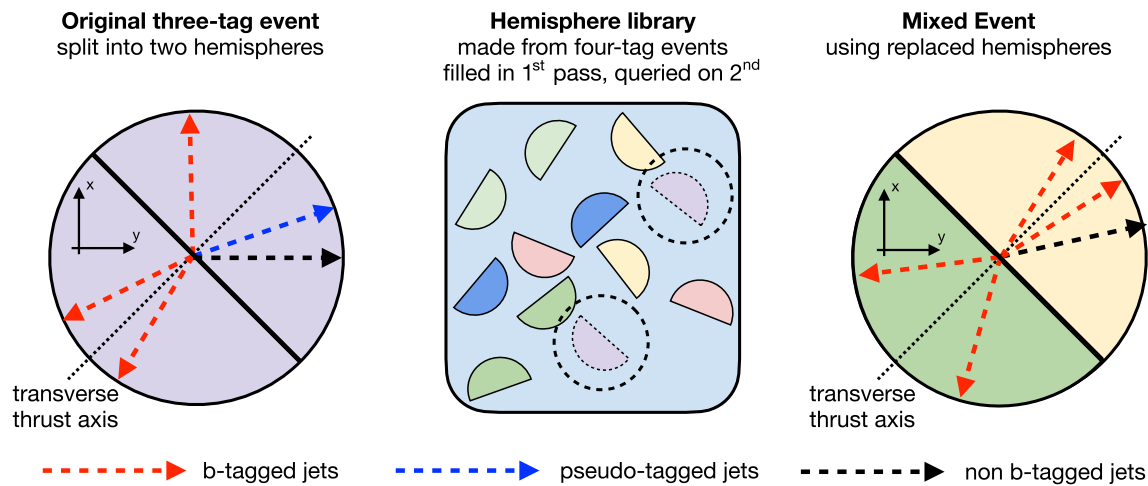


Fig. 9 An illustration of the hemisphere mixing procedure, adapted from Ref. [20]. Three-tag events are divided into two halves by cutting along the axis perpendicular to the transverse thrust axis. In a preliminary step, each event in the four-tag data set is split into two hemispheres that are collected in a library of hemispheres. Once the library is cre-

ated, each three-tag event is used as a basis for creating a synthetic event. These are constructed by picking the two hemispheres from the library that are most similar to the hemispheres making up the original event

tainties in the basis-function coefficients of up to 3%, are needed to characterize the differences among the ZZ (ZH) background predictions.

The systematic uncertainty from extrapolating the background prediction is evaluated by comparing the SR predictions to the observed yields in the mixed models. A combined background model is fit to the average of the observed SR yields. Averaging the fifteen mixed models improves the precision with which the extrapolation uncertainty can be determined. The combined background model consists of the estimated $t\bar{t}$, the average of the QCD multijet predictions, and the basis-function corrections determined above. The coefficients of the basis functions are treated as nuisance parameters constrained using the systematic uncertainties assigned in the previous step.

The extrapolation uncertainty is quantified using the basis-function coefficients determined from fitting the mixed models. The fit is repeated, sequentially removing constraints on the nuisance parameters, until the fit has a p -value greater than 5% and an F-test [77] does not prefer more unconstrained basis function coefficients. Nonzero fitted coefficients represent a systematic difference between the predicted and observed background. Systematic uncertainties in the background extrapolation are assigned by adding the magnitude of the fitted coefficients in quadrature with their uncertainty. These extrapolation uncertainties are treated as uncorrelated from the variance uncertainties assigned in the previous step.

Figure 11 illustrates the process in determining the extrapolation uncertainty in the ZZ (left) and ZH (right) SRs. The upper panels compare the mixed model SvB signal probability in the SR, given by the black points, to the pre-fit

background prediction, shown as stacked yellow and blue histograms, and the post-fit background prediction, shown in red. The lower panels show the pulls. For the ZZ SR, none of the fit parameters need to be unconstrained to satisfy the goodness-of-fit or the F-test criteria. For the ZH SR, the goodness-of-fit criteria is not satisfied until two parameters are unconstrained, at which point the F-test criterion is also satisfied. The extrapolation uncertainty is $\lesssim 1\%$ for most parameters and at most $\approx 3\%$ ($\approx 5\%$) in the ZZ (ZH) region.

The mixed models can also be used to test if biases in the background model can mimic the signature of a signal, a possibility to which many analyses with backgrounds estimated from control samples in data are blind. To assess the risk of fitting a spurious signal, the fit to the averaged mixed models in the second step is repeated with and without an unconstrained signal template. For this test, the coefficients of the basis functions in the background model are constrained with the systematic uncertainties assigned in the previous two steps. An F-test is performed that compares the background-only model to the model including an unconstrained signal template. In both SRs, it is found that allowing for a spurious signal does not lead to a significant improvement in the model fit, therefore no additional systematic uncertainty is assigned.

8 Systematic uncertainties

A maximum likelihood fit to the four-tag data is performed on the distribution of the SvB signal probability simultaneously in the ZZ and ZH SRs. Systematic uncertainties are treated

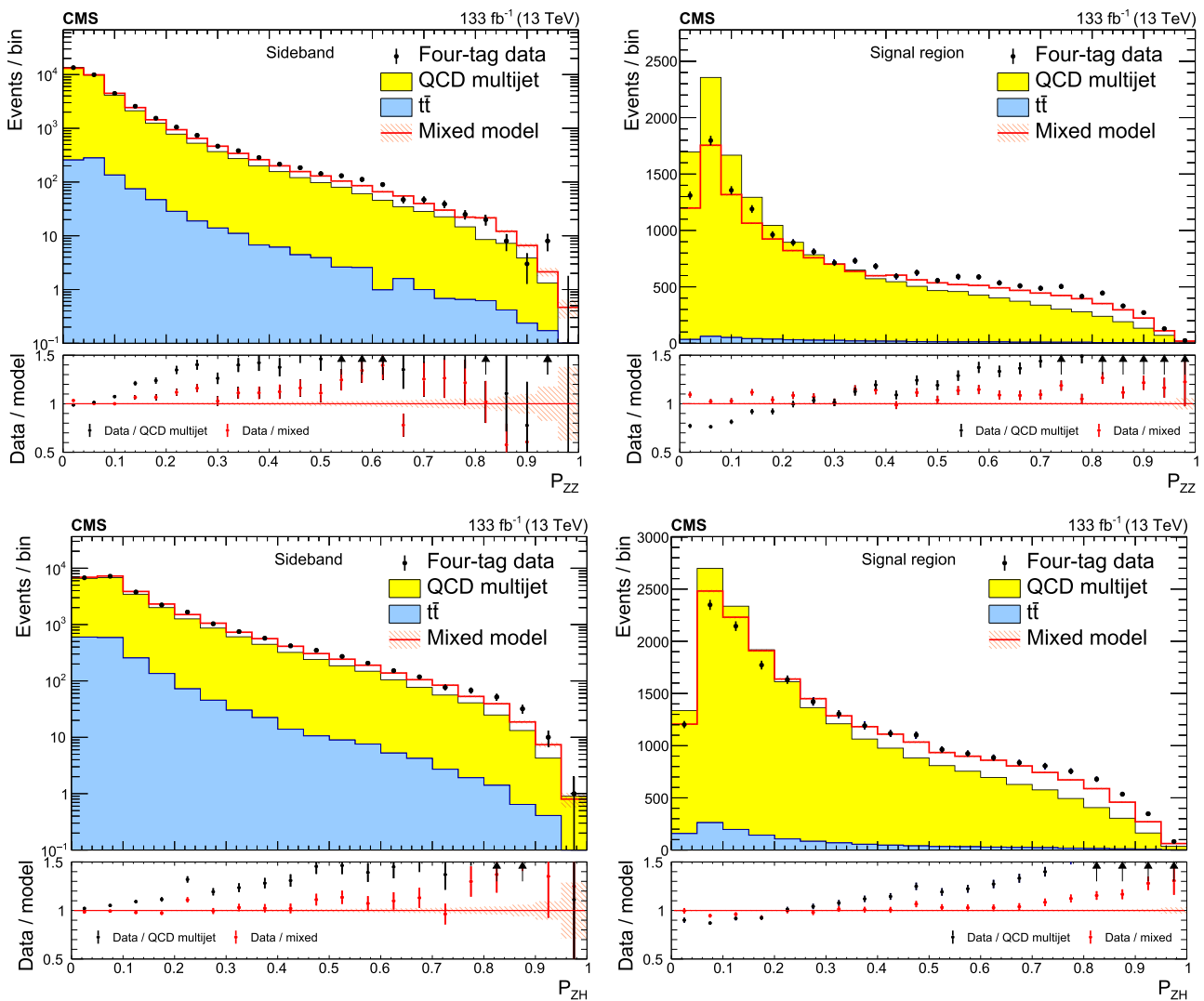


Fig. 10 Distribution of signal probabilities for ZZ (upper row) and ZH (lower row) events in the sideband (left) and signal regions (right). The four-tag events are shown by the points. The QCD multijet distribution before the FvT corrections is given by the yellow region, and the simulated $t\bar{t}$ distribution by the blue area. The average of the mixed models

(red) provides a high-event-count proxy of the 4b background (black) that allows the extrapolation of the background model to be tested precisely. The lower panels display the ratio of the four-tag data to the average of the mixed models (red) and to the QCD multijet distribution (black)

as nuisance parameters with either Gaussian (shape uncertainties) or log-normal (normalization uncertainties) function priors included in the likelihood function. All systematic uncertainties are considered as shape uncertainties with the exception of the luminosity, predicted signal cross section, and branching fraction uncertainties, which are treated as normalization uncertainties.

Table 1 summarizes the impact of different sources of uncertainty in the ZZ and ZH signal sensitivity. The table shows the relative contributions of the various sources of uncertainty in the measured signal strength, quoted in terms of a percentage of the total uncertainty. The contributions from the leading sources of uncertainty – background modeling, b tagging, and jet energy scale and resolution – are listed

separately. The remaining uncertainties, described below, are included in the row labeled “Others”. The statistical uncertainty accounts for over half of the total uncertainty, while the remaining uncertainty is primarily due to experimental uncertainties in the background model and the b tagging efficiency.

The uncertainties in the background model are described in Sect. 7. Similar results are obtained when characterizing the shape differences using a Fourier or a shifted Legendre polynomial basis. Despite being determined with a relative error of a few percent, the uncertainty in the background prediction accounts for $\approx 60\%$ of the total uncertainty in the measured signal strengths.

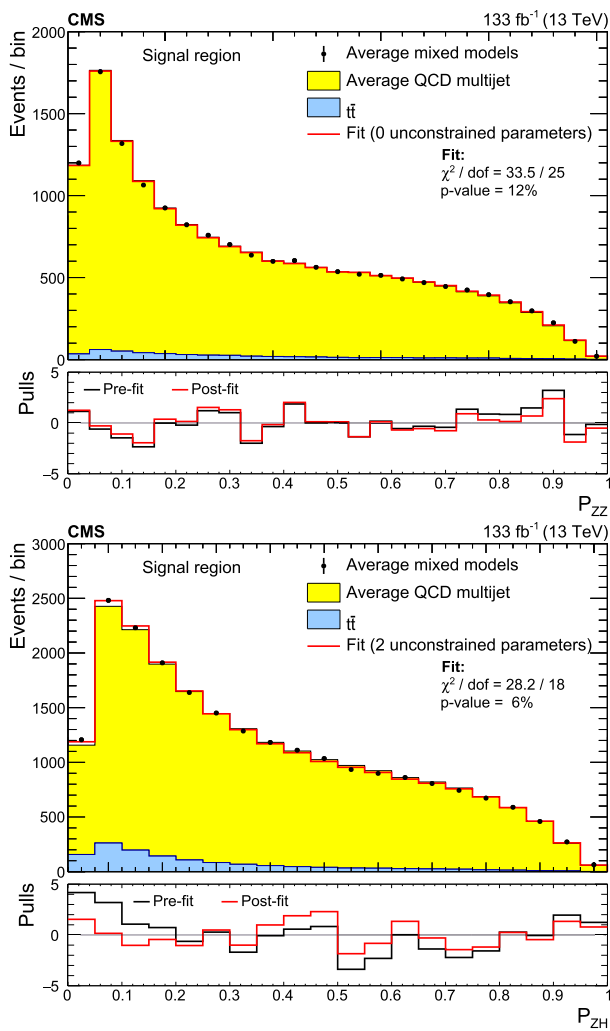


Fig. 11 The distributions of the ZZ (upper) and ZH (lower) signal probabilities. The black data points show the average of the mixed models. The yellow and blue distributions show the average of the QCD multijet models and the $t\bar{t}$ simulation, respectively. The red histogram displays the post-fit results of the data fit to the background model. The ZZ channel data distribution is fit with all five basic coefficients constrained, while the ZH channel distribution has two of the four coefficients unconstrained. The lower panels give the pre- (blue) and post-fit (red) pulls

The efficiency of the b tagging requirement in the simulated samples is corrected to match the efficiency measured in data [47]. These corrections, along with their corresponding uncertainties, are determined in bins of jet p_T , η , and the DEEPJET b tagging score. The largest uncertainties in the b tagging efficiency arise from contamination of light-flavor jets in heavy-flavor control regions. To evaluate the impact of the b tagging uncertainties, the per-jet uncertainty in the b tagging corrections is propagated to the final SvB distribution. The b tagging uncertainties result in a roughly flat $\pm 20\%$ variation in signal yield, with no significant variations in the SvB shape, and contribute 10–20% of the total uncertainty.

Table 1 Summary of the relative uncertainties from the various sources in the measured signal strength, expressed as a percentage of the total uncertainty for the ZZ and ZH channels. The two uncertainties coming from the background modeling are given separately in parentheses, as well as their sum. The total systematic uncertainties shown include the effects of correlations

Source	ZZ	ZH
Statistical uncertainty	75	77
Total systematic uncertainty	67	64
Background model	61	56
(Variance)	(46)	(46)
(Extrapolation)	(40)	(33)
b tagging	9	17
Jet energy scale and resolution	9	5
Others	24	24

Uncertainties in the modeling of the jet energy scale and resolution, and the b jet energy scale correction in the simulation are estimated by propagating variations of the calibrations [41] to the final SvB discriminant distributions. These variations change the reconstructed energy and direction of simulated jets and can thus result in event migration across regions and signal probability bins. The combined jet energy and resolution uncertainties contribute 5–10% of the total uncertainty.

The efficiency of the trigger requirement in the simulated samples is adjusted to match the efficiency measured in data. The efficiencies for b jets to pass the various trigger thresholds, based on their p_T and b tagging scores, are measured in a $t\bar{t}$ sample where both top quarks decay leptonically. Systematic uncertainties on the measured trigger efficiency are evaluated and applied to the expected signal yield. The largest trigger uncertainty comes from the calculation of per-event trigger efficiencies using the measured per-jet efficiencies. The total uncertainty in the trigger efficiency is estimated to be $\approx 5\%$ for both the ZZ and ZH signals.

The total uncertainty in the ZZ (ZH) cross section prediction is 6.6% (4.1%). These uncertainties include the effects of varying the renormalization and factorization scales and the parton distribution function (PDF) of the proton. The uncertainty from the choice of the factorization and renormalization scales in the calculation of the matrix element for the hard-scattering process is estimated by varying each scale by factors of 0.5 and 2, excluding anticorrelated combinations, to calculate the envelope around the central value. In order to estimate the impact on the results due to the uncertainty on the proton PDF, event weights corresponding to the different set of NNPDF [70] replicas are applied to the simulation. The uncertainty in the $H \rightarrow b\bar{b}$ branching fraction is $\pm 1.3\%$ [22].

The uncertainty in the total integrated luminosity for each data set has been measured in Refs. [44–46]. A correlation

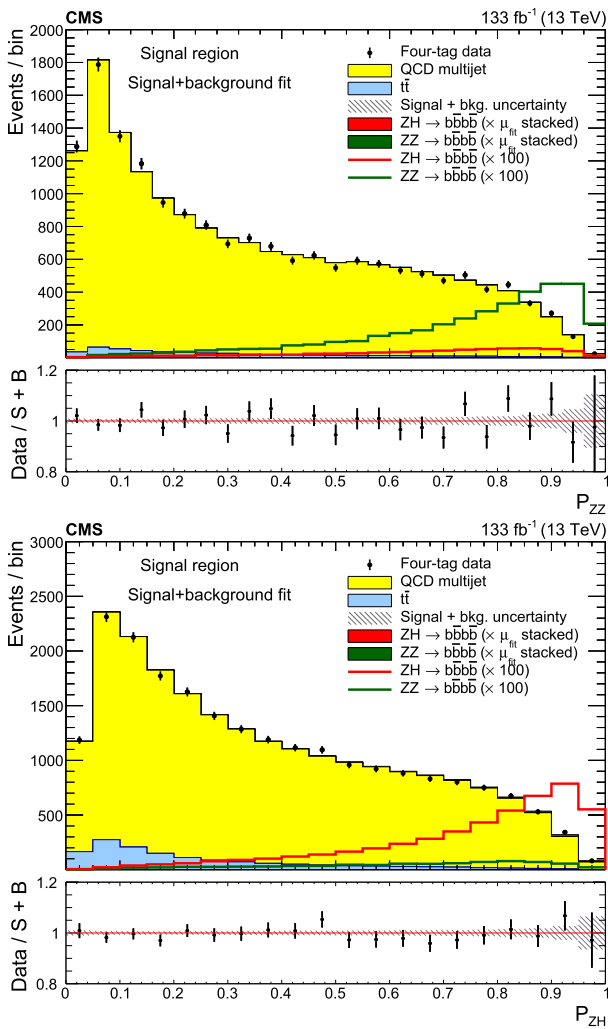


Fig. 12 Distributions of signal probabilities for ZZ (upper) and ZH (lower) channels (points), along with the post-fit QCD multijet (yellow region) plus $t\bar{t}$ (blue region) distributions. The ZH and ZZ signal distributions scaled to the fitted signal strengths are shown, stacked on top of the background prediction. The expected ZH (red histograms) and ZZ (green histograms) signal channel distributions are also shown separately, multiplied by 100 for visibility. The lower panels display the ratio of the data to the result of the signal plus background fit, with the hatched area showing the uncertainty in the combined fit

scheme is used for the three sets of uncertainties based on correlated features in calibration methods, measurements, and data sets, resulting in an uncertainty of 1.6% for the full data set.

The systematic uncertainty in the signal yields and distributions due to pileup is found to be negligibly small.

9 Results

The measured and expected ZZ and ZH signal strengths are reported in terms of the signal strength modifier μ , defined as

Table 2 Expected and observed ZZ and ZH signal strengths and their corresponding 95% CL upper limits. The expected signal strengths and the corresponding expected upper limits shown in parentheses include only the statistical uncertainties. The upper limits are obtained from a fit to the SvB signal probabilities under the hypothesis of no ZZ \rightarrow 4b or ZH \rightarrow 4b signal

	ZZ	ZH
Signal strength expected (stat. only)	$1.0^{+1.9}_{-1.7}$ ($1.0^{+1.4}_{-1.3}$)	$1.0^{+1.5}_{-1.4}$ ($1.0^{+1.1}_{-1.1}$)
Signal strength observed	$0.0^{+2.0}_{-1.7}$	$2.2^{+0.9}_{-0.8}$
Expected upper limit at 95% CL (stat. only)	3.8 (2.8)	2.9 (2.3)
Observed upper limit at 95% CL	3.8	5.0

the ratio of the value of the cross section to the expected SM theoretical cross section, $\sigma/\sigma_{\text{SM}}$. The CL_s method [78, 79] is used to determine the upper limits on the signal strengths at 95% confidence level (CL).

The final fit procedure is validated using synthetic data samples without statistical fluctuations, and also by treating one of the mixed models as the observed four-tag data. In both tests, the behavior of the systematic uncertainties is as expected and the resulting best fit signal strengths were consistent with zero.

Figure 12 shows the results of the combined fit of the SvB signal probability distribution to the signal plus background model. The resulting signal strengths and corresponding 95% CL upper limits are shown in Table 2. The values if only the statistical uncertainties are included are shown in parentheses. The upper limits are determined under the assumption that no signal exists. Despite the significant difference in the ZZ and ZH cross sections, the upper limits of the signal strengths are similar. This is due to the increased signal selection efficiency and lower background levels in the SR for the ZH channel in comparison to those for the ZZ channel. The current results are limited by the size of the data set and the systematic uncertainties associated with the background model.

10 Summary

A search for ZZ and ZH production in the 4b final state is presented. The search uses the full 2016–2018 data set of proton-proton collisions at a center-of-mass energy of 13 TeV recorded with the CMS detector at the LHC, corresponding to an integrated luminosity of 133 fb^{-1} . The analysis benefits from a multiclass multivariate classifier, which uses convolutions to solve the combinatoric jet pairing problem, and has been designed with an architecture customized to the 4b final state. The classifier is used both for signal-versus-

background discrimination and for the derivation and validation of the background model. A novel technique for assessing the background modeling uncertainties, using a synthetic data sample, produced using a hemisphere mixing procedure, allows both the uncertainty in the background model and its variance to be measured with a precision better than the statistical uncertainties in the selected signal-region events. While these techniques are developed and demonstrated in the ZZ and $ZH \rightarrow 4b$ searches, they are directly applicable to the $HH \rightarrow 4b$ analysis. The observed (expected) 95% CL upper limits on the $ZZ \rightarrow 4b$ and $ZH \rightarrow 4b$ production cross sections correspond to 3.8 (3.8) and 5.0 (2.9) times the standard model prediction, respectively.

Acknowledgements We congratulate our colleagues in the CERN accelerator departments for the excellent performance of the LHC and thank the technical and administrative staffs at CERN and at other CMS institutes for their contributions to the success of the CMS effort. In addition, we gratefully acknowledge the computing centers and personnel of the Worldwide LHC Computing Grid and other centers for delivering so effectively the computing infrastructure essential to our analyses. Finally, we acknowledge the enduring support for the construction and operation of the LHC, the CMS detector, and the supporting computing infrastructure provided by the following funding agencies: SC (Armenia), BMBWF and FWF (Austria); FNRS and FWO (Belgium); CNPq, CAPES, FAPERJ, FAPERGS, and FAPESP (Brazil); MES and BNSF (Bulgaria); CERN; CAS, MoST, and NSFC (China); Minciencias (Colombia); MSES and CSF (Croatia); RIF (Cyprus); SENESCYT (Ecuador); ERC PRG, RVTT3 and MoER TK202 (Estonia); Academy of Finland, MEC, and HIP (Finland); CEA and CNRS/IN2P3 (France); SRNSF (Georgia); BMBF, DFG, and HGF (Germany); GSRI (Greece); NKFIH (Hungary); DAE and DST (India); IPM (Iran); SFI (Ireland); INFN (Italy); MSIP and NRF (Republic of Korea); MES (Latvia); LMTLT (Lithuania); MOE and UM (Malaysia); BUAP, CINVESTAV, CONACYT, LNS, SEP, and UASLP-FAI (Mexico); MOS (Montenegro); MBIE (New Zealand); PAEC (Pakistan); MES and NSC (Poland); FCT (Portugal); MESTD (Serbia); MCIN/AEI and PCTI (Spain); MOSTR (Sri Lanka); Swiss Funding Agencies (Switzerland); MST (Taipei); MHESI and NSTDA (Thailand); TUBITAK and TENMAK (Turkey); NASU (Ukraine); STFC (United Kingdom); DOE and NSF (USA).

Individuals have received support from the Marie-Curie program and the European Research Council and Horizon 2020 Grant, contract Nos. 675440, 724704, 752730, 758316, 765710, 824093, 101115353, 101002207, and COST Action CA16108 (European Union); the Leventis Foundation; the Alfred P. Sloan Foundation; the Alexander von Humboldt Foundation; the Science Committee, project no. 22r1-037 (Armenia); the Belgian Federal Science Policy Office; the Fonds pour la Formation à la Recherche dans l'Industrie et dans l'Agriculture (FRIA-Belgium); the Agentschap voor Innovatie door Wetenschap en Technologie (IWT-Belgium); the F.R.S.-FNRS and FWO (Belgium) under the "Excellence of Science – EOS" – be.h project n. 30820817; the Beijing Municipal Science & Technology Commission, No. Z191100007219010 and Fundamental Research Funds for the Central Universities (China); the Ministry of Education, Youth and Sports (MEYS) of the Czech Republic; the Shota Rustaveli National Science Foundation, grant FR-22-985 (Georgia); the Deutsche Forschungsgemeinschaft (DFG), under Germany's Excellence Strategy – EXC 2121 "Quantum Universe" – 390833306, and under project number 400140256 - GRK2497; the Hellenic Foundation for Research and Innovation (HFRI), Project Number 2288 (Greece); the Hungarian Academy of Sciences, the New National Excellence Program -

ÚNKP, the NKFIH research grants K 131991, K 133046, K 138136, K 143460, K 143477, K 146913, K 146914, K 147048, 2020-2.2.1-ED-2021-00181, and TKP2021-NKTA-64 (Hungary); the Council of Science and Industrial Research, India; ICSC – National Research Center for High Performance Computing, Big Data and Quantum Computing, funded by the NextGenerationEU program (Italy); the Latvian Council of Science; the Ministry of Education and Science, project no. 2022/WK/14, and the National Science Center, contracts Opus 2021/41/B/ST2/01369 and 2021/43/B/ST2/01552 (Poland); the Fundação para a Ciência e a Tecnologia, grant CEECIND/01334/2018 (Portugal); the National Priorities Research Program by Qatar National Research Fund; MCIN/AEI/10.13039/501100011033, ERDF "a way of making Europe", and the Programa Estatal de Fomento de la Investigación Científica y Técnica de Excelencia María de Maeztu, grant MDM-2017-0765 and Programa Severo Ochoa del Principado de Asturias (Spain); the Chulalongkorn Academic into Its 2nd Century Project Advancement Project, and the National Science, Research and Innovation Fund via the Program Management Unit for Human Resources & Institutional Development, Research and Innovation, grant B37G660013 (Thailand); the Kavli Foundation; the Nvidia Corporation; the SuperMicro Corporation; the Welch Foundation, contract C-1845; and the Weston Havens Foundation (USA).

Data Availability Statement This manuscript has no associated data. [Author's comment: Release and preservation of data used by the CMS Collaboration as the basis for publications is guided by the <https://cms-docdb.cern.ch/cgi-bin/PublicDocDB/RetrieveFile?docid=6032&filename=CMSDataPolicyV1.2.pdf&version=2> CMS data preservation, re-use and open access policy.]

Code Availability Statement This manuscript has no associated code/software. [Author's comment: We do not supply a code availability statement.]

Declarations

Conflict of interest The authors declare that they have no conflict of interest.

Open Access This article is licensed under a Creative Commons Attribution 4.0 International License, which permits use, sharing, adaptation, distribution and reproduction in any medium or format, as long as you give appropriate credit to the original author(s) and the source, provide a link to the Creative Commons licence, and indicate if changes were made. The images or other third party material in this article are included in the article's Creative Commons licence, unless indicated otherwise in a credit line to the material. If material is not included in the article's Creative Commons licence and your intended use is not permitted by statutory regulation or exceeds the permitted use, you will need to obtain permission directly from the copyright holder. To view a copy of this licence, visit <http://creativecommons.org/licenses/by/4.0/>.

Funded by SCOAP³.

References

1. M. Cepeda et al., Report from working group 2: Higgs physics at the HL-LHC and HE-LHC. CERN Yellow Rep. Monogr. 7, 221 (2019). <https://doi.org/10.23731/CYRM-2019-007.221>. [arXiv:1902.00134](https://arxiv.org/abs/1902.00134)
2. B.D. Micco, M. Gouzevitch, J. Mazzitelli, C. Vernieri, Higgs boson potential at colliders: status and perspectives. Rev. Phys. 5, 100045 (2020). <https://doi.org/10.1016/j.revip.2020.100045>. [arXiv:1910.00012](https://arxiv.org/abs/1910.00012)


3. CMS Collaboration, A portrait of the Higgs boson by the CMS experiment ten years after the discovery. *Nature* **607**, 60 (2022). <https://doi.org/10.1038/s41586-022-04892-x>. arXiv:2207.00043
4. CMS Collaboration, Search for Higgs boson pair production in the four b quark final state in proton-proton collisions at $\sqrt{s} = 13$ TeV. *Phys. Rev. Lett.* **129**, 081802 (2022). <https://doi.org/10.1103/PhysRevLett.129.081802>. arXiv:2202.09617
5. ATLAS Collaboration, Search for Higgs boson pair production in the two bottom quarks plus two photons final state in pp collisions at $\sqrt{s} = 13$ TeV with the ATLAS detector. *Phys. Rev. D* **106**, 052001 (2022). <https://doi.org/10.1103/PhysRevD.106.052001>. arXiv:2112.11876
6. CMS Collaboration, Search for nonresonant Higgs boson pair production in final state with two bottom quarks and two tau leptons in proton-proton collisions at $\sqrt{s} = 13$ TeV. *Phys. Lett. B* **842**, 137531 (2023). <https://doi.org/10.1016/j.physletb.2022.137531>. arXiv:2206.09401
7. ATLAS Collaboration, Search for resonant and non-resonant Higgs boson pair production in the $b\bar{b}\tau^+\tau^-$ decay channel using 13 TeV pp collision data from the ATLAS detector. *JHEP* **07**, 040 (2023). [https://doi.org/10.1007/JHEP07\(2023\)040](https://doi.org/10.1007/JHEP07(2023)040). arXiv:2209.10910
8. CMS Collaboration, Search for nonresonant Higgs boson pair production in final states with two bottom quarks and two photons in proton-proton collisions at $\sqrt{s} = 13$ TeV. *JHEP* **03**, 257 (2021). [https://doi.org/10.1007/JHEP03\(2021\)257](https://doi.org/10.1007/JHEP03(2021)257). arXiv:2011.12373
9. ATLAS Collaboration, Search for nonresonant pair production of Higgs bosons in the $b\bar{b}b\bar{b}$ final state in pp collisions at $\sqrt{s} = 13$ TeV with the ATLAS detector. *Phys. Rev. D* **108**, 052003 (2023). <https://doi.org/10.1103/PhysRevD.108.052003>. arXiv:2301.03212
10. CMS Collaboration, Search for nonresonant pair production of highly energetic Higgs bosons decaying to bottom quarks. *Phys. Rev. Lett.* **131**, 041803 (2023). <https://doi.org/10.1103/PhysRevLett.131.041803>. arXiv:2205.06667
11. ATLAS Collaboration, Search for pair production of Higgs bosons in the $b\bar{b}b\bar{b}$ final state using proton-proton collisions at $\sqrt{s} = 13$ TeV with the ATLAS detector. *JHEP* **01**, 030 (2019). [https://doi.org/10.1007/JHEP01\(2019\)030](https://doi.org/10.1007/JHEP01(2019)030). arXiv:1804.06174
12. CMS Collaboration, Search for resonant pair production of Higgs bosons decaying to bottom quark-antiquark pairs in proton-proton collisions at 13 TeV. *JHEP* **08**, 152 (2018). [https://doi.org/10.1007/JHEP08\(2018\)152](https://doi.org/10.1007/JHEP08(2018)152). arXiv:1806.03548
13. ATLAS Collaboration, Search for pair production of Higgs bosons in the $b\bar{b}b\bar{b}$ final state using proton-proton collisions at $\sqrt{s} = 13$ TeV with the ATLAS detector. *Phys. Rev. D* **94**, 052002 (2016). <https://doi.org/10.1103/PhysRevD.94.052002>. arXiv:1606.04782
14. ATLAS Collaboration, Search for Higgs boson pair production in the $b\bar{b}b\bar{b}$ final state from pp collisions at $\sqrt{s} = 8$ TeV with the ATLAS detector. *Eur. Phys. J. C* **75**, 412 (2015). <https://doi.org/10.1140/epjc/s10052-015-3628-x>. arXiv:1506.00285
15. CMS Collaboration, Search for resonant pair production of Higgs bosons decaying to two bottom quark-antiquark pairs in proton-proton collisions at 8 TeV. *Phys. Lett. B* **749**, 560 (2015). <https://doi.org/10.1016/j.physletb.2015.08.047>. arXiv:1503.04114
16. E.D.L. Cren, A note on the history of mark-recapture population estimates. *J. Anim. Ecol.* **34**, 453 (1965). <https://doi.org/10.2307/2661>
17. CDF Collaboration, Measurement of $\sigma B(W \rightarrow e\nu)$ and $\sigma B(Z^0 \rightarrow e^+e^-)$ in $\bar{p}p$ collisions at $\sqrt{s} = 1800$ GeV. *Phys. Rev. D* **44**, 29 (1991). <https://doi.org/10.1103/PhysRevD.44.29>
18. O. Behnke, K. Kröniger, G. Schott, T. Schörner-Sadenius, *Data Analysis in High Energy Physics: A Practical Guide to Statistical Methods*. Wiley-VCH, Weinheim (2013). <https://doi.org/10.1002/9783527653416>
19. P. De Castro Manzano et al., Hemisphere mixing: a fully data-driven model of QCD multijet backgrounds for LHC searches. *PoS EPS-HEP2017*, 370 (2017). <https://doi.org/10.22323/1.314.0370>. arXiv:1712.02538
20. CMS Collaboration, Search for nonresonant Higgs boson pair production in the $b\bar{b}b\bar{b}$ final state at $\sqrt{s} = 13$ TeV. *JHEP* **04**, 112 (2019). [https://doi.org/10.1007/JHEP04\(2019\)112](https://doi.org/10.1007/JHEP04(2019)112). arXiv:1810.11854
21. CMS Collaboration, Measurement of the ZZ production cross section and $Z \rightarrow e^+e^-e'^+e'^-$ branching fraction in pp collisions at $\sqrt{s} = 13$ TeV. *Phys. Lett. B* **763**, 280 (2016). <https://doi.org/10.1016/j.physletb.2016.10.054>. arXiv:1607.08834
22. LHC Higgs Cross Section Working Group, Handbook of LHC Higgs cross sections: 4. Deciphering the nature of the Higgs sector, CERN Report CERN-2017-002-M (2016). <https://doi.org/10.23731/CYRM-2017-002>. arXiv:1610.07922
23. CMS Collaboration, Measurements of $pp \rightarrow ZZ$ production cross sections and constraints on anomalous triple gauge couplings at $\sqrt{s} = 13$ TeV. *Eur. Phys. J. C* **81**, 200 (2021). <https://doi.org/10.1140/epjc/s10052-020-08817-8>. arXiv:2009.01186
24. ATLAS Collaboration, ZZ $\rightarrow e^+e^-e'^+e'^-$ cross-section measurements and search for anomalous triple gauge couplings in 13 TeV pp collisions with the ATLAS detector. *Phys. Rev. D* **97**, 032005 (2018). <https://doi.org/10.1103/PhysRevD.97.032005>. arXiv:1709.07703
25. CMS Collaboration, Observation of Higgs boson decay to bottom quarks. *Phys. Rev. Lett.* **121**, 121801 (2018). <https://doi.org/10.1103/PhysRevLett.121.121801>. arXiv:1808.08242
26. ATLAS Collaboration, Observation of $H \rightarrow b\bar{b}$ decays and VH production with the ATLAS detector. *Phys. Lett. B* **786**, 59 (2018). <https://doi.org/10.1016/j.physletb.2018.09.013>. arXiv:1808.08238
27. C.M.S. Collaboration, Measurement of simplified template cross sections of the Higgs boson produced in association with W or Z bosons in the $H \rightarrow b\bar{b}$ decay channel in proton-proton collisions at $\sqrt{s} = 13$ TeV. *Phys. Rev. D* **109**, 092011 (2024). <https://doi.org/10.1103/PhysRevD.109.092011>
28. HEPData record for this analysis (2024). <https://doi.org/10.17182/hepdata.146898>
29. CMS Collaboration, The CMS experiment at the CERN LHC. *JINST* **3**, S08004 (2008). <https://doi.org/10.1088/1748-0221/3/08/S08004>
30. CMS Collaboration, Development of the CMS detector for the CERN LHC Run 3 (2023). arXiv:2309.05466
31. CMS Collaboration, Performance of the CMS Level-1 trigger in proton-proton collisions at $\sqrt{s} = 13$ TeV. *JINST* **15**, P10017 (2020). <https://doi.org/10.1088/1748-0221/15/10/P10017>. arXiv:2006.10165
32. CMS Collaboration, The CMS trigger system. *JINST* **12**, P01020 (2017). <https://doi.org/10.1088/1748-0221/12/01/P01020>. arXiv:1609.02366
33. CMS Collaboration, Electron and photon reconstruction and identification with the CMS experiment at the CERN LHC. *JINST* **16**, P05014 (2021). <https://doi.org/10.1088/1748-0221/16/05/P05014>. arXiv:2012.06888
34. CMS Collaboration, Performance of the CMS muon detector and muon reconstruction with proton-proton collisions at $\sqrt{s} = 13$ TeV. *JINST* **13**, P06015 (2018). <https://doi.org/10.1088/1748-0221/13/06/P06015>. arXiv:1804.04528
35. CMS Collaboration, Description and performance of track and primary-vertex reconstruction with the CMS tracker. *JINST* **9**, P10009 (2014). <https://doi.org/10.1088/1748-0221/9/10/P10009>. arXiv:1405.6569
36. CMS Collaboration, Particle-flow reconstruction and global event description with the CMS detector. *JINST* **12**, P10003 (2017). <https://doi.org/10.1088/1748-0221/12/10/P10003>. arXiv:1706.04965

37. CMS Collaboration, Technical proposal for the Phase-II upgrade of the Compact Muon Solenoid, CMS Technical Proposal CERN-LHCC-2015-010, CMS-TDR-15-02, CERN (2015)
38. M. Cacciari, G.P. Salam, G. Soyez, The anti- k_T jet clustering algorithm. *JHEP* **04**, 063 (2008). <https://doi.org/10.1088/1126-6708/2008/04/063>. arXiv:0802.1189
39. M. Cacciari, G.P. Salam, G. Soyez, FastJet user manual. *Eur. Phys. J. C* **72**, 1896 (2012). <https://doi.org/10.1140/epjc/s10052-012-1896-2>. arXiv:1111.6097
40. C.M.S. Collaboration, Pileup mitigation at CMS in $\sqrt{s} = 13$ TeV data. *JINST* **15**, P09018 (2020). <https://doi.org/10.1088/1748-0221/15/09/p09018>. arXiv:2003.00503
41. C.M.S. Collaboration, Jet energy scale and resolution in the CMS experiment in proton-proton collisions at $\sqrt{s} = 8$ TeV. *JINST* **12**, P02014 (2017). <https://doi.org/10.1088/1748-0221/12/02/P02014>. arXiv:1607.03663
42. CMS Collaboration, Jet energy scale and resolution measurement with Run-2 legacy data collected by CMS at $\sqrt{s} = 13$ TeV, CMS Detector Performance Summary CMS-DP-2021-033, CERN (2021)
43. E. Bols et al., Jet flavour classification using DeepJet. *JINST* **15**, P12012 (2020). <https://doi.org/10.1088/1748-0221/15/12/P12012>. arXiv:2008.10519
44. C.M.S. Collaboration, Precision luminosity measurement in proton-proton collisions at $\sqrt{s} = 13$ TeV in 2015 and 2016 at CMS. *Eur. Phys. J. C* **81**, 800 (2021). <https://doi.org/10.1140/epjc/s10052-021-09538-2>. arXiv:2104.01927
45. CMS Collaboration, CMS luminosity measurement for the 2017 data-taking period at $\sqrt{s} = 13$ TeV, CMS Physics Analysis Summary CMS-PAS-LUM-17-004, CERN (2017)
46. CMS Collaboration, CMS luminosity measurement for the 2018 data-taking period at $\sqrt{s} = 13$ TeV, CMS Physics Analysis Summary CMS-PAS-LUM-18-002, CERN (2019)
47. CMS Collaboration, Identification of heavy-flavour jets with the CMS detector in pp collisions at 13 TeV. *JINST* **13**, P05011 (2018). <https://doi.org/10.1088/1748-0221/13/05/P05011>. arXiv:1712.07158
48. S. Frixione, P. Nason, G. Ridolfi, A positive-weight next-to-leading-order Monte Carlo for heavy flavour hadroproduction. *JHEP* **09**, 126 (2007). <https://doi.org/10.1088/1126-6708/2007/09/126>. arXiv:0707.3088
49. S. Frixione, P. Nason, C. Oleari, Matching NLO QCD computations with parton shower simulations: the POWHEG method. *JHEP* **11**, 070 (2007). <https://doi.org/10.1088/1126-6708/2007/11/070>. arXiv:0709.2092
50. J.M. Campbell, R.K. Ellis, P. Nason, E. Re, Top-pair production and decay at NLO matched with parton showers. *JHEP* **04**, 114 (2015). [https://doi.org/10.1007/jhep04\(2015\)114](https://doi.org/10.1007/jhep04(2015)114). arXiv:1412.1828
51. J. Alwall et al., The automated computation of tree-level and next-to-leading order differential cross sections, and their matching to parton shower simulations. *JHEP* **07**, 79 (2014). [https://doi.org/10.1007/jhep07\(2014\)079](https://doi.org/10.1007/jhep07(2014)079). arXiv:1405.0301
52. R. Frederix, S. Frixione, Merging meets matching in MC@NLO. *JHEP* **12**, 061 (2012). [https://doi.org/10.1007/JHEP12\(2012\)061](https://doi.org/10.1007/JHEP12(2012)061). arXiv:1209.6215
53. K. Mimasu, V. Sanz, C. Williams, Higher order QCD predictions for associated Higgs production with anomalous couplings to gauge bosons. *JHEP* **08**, 039 (2016). [https://doi.org/10.1007/JHEP08\(2016\)039](https://doi.org/10.1007/JHEP08(2016)039). arXiv:1512.02572
54. K. Hamilton, P. Nason, G. Zanderighi, MINLO: multi-scale improved NLO. *JHEP* **10**, 155 (2012). [https://doi.org/10.1007/JHEP10\(2012\)155](https://doi.org/10.1007/JHEP10(2012)155). arXiv:1206.3572
55. G. Luisoni, P. Nason, C. Oleari, F. Tramontano, HW/HZ + 0 and 1 jet at NLO with the POWHEG BOX interfaced to GoSam and their merging within MiNLO. *JHEP* **10**, 083 (2013). [https://doi.org/10.1007/JHEP10\(2013\)083](https://doi.org/10.1007/JHEP10(2013)083). arXiv:1306.2542
56. A. Djouadi, J. Kalinowski, M. Mühlleitner, M. Spira, Hdecay: Twenty++ years after. *Comput. Phys. Commun.* **238** (2019). <https://doi.org/10.1016/j.cpc.2018.12.010>
57. Particle Data Group, R.L. Workman et al., Review of particle physics. *Prog. Theor. Exp. Phys.* **2022**, 083C01 (2022). <https://doi.org/10.1093/ptep/ptac097>
58. G. Heinrich et al., NLO predictions for Higgs boson pair production with full top quark mass dependence matched to parton showers. *JHEP* **08**, 088 (2017). [https://doi.org/10.1007/JHEP08\(2017\)088](https://doi.org/10.1007/JHEP08(2017)088). arXiv:1703.09252
59. S. Dawson, S. Dittmaier, M. Spira, Neutral Higgs boson pair production at hadron colliders: QCD corrections. *Phys. Rev. D* **58**, 115012 (1998). <https://doi.org/10.1103/PhysRevD.58.115012>. arXiv:hep-ph/9805244
60. S. Borowka et al., Higgs boson pair production in gluon fusion at next-to-leading order with full top-quark mass dependence. *Phys. Rev. Lett.* **117**, 012001 (2016). <https://doi.org/10.1103/PhysRevLett.117.079901>. arXiv:1604.06447. [Erratum: 10.1103/PhysRevLett.117.079901]
61. J. Baglio et al., Gluon fusion into Higgs pairs at NLO QCD and the top mass scheme. *Eur. Phys. J. C* **79**, 459 (2019). <https://doi.org/10.1140/epjc/s10052-019-6973-3>. arXiv:1811.05692
62. D. de Florian, J. Mazzitelli, Higgs boson pair production at next-to-next-to-leading order in QCD. *Phys. Rev. Lett.* **111**, 201801 (2013). <https://doi.org/10.1103/PhysRevLett.111.201801>. arXiv:1309.6594
63. D.Y. Shao, C.S. Li, H.T. Li, J. Wang, Threshold resummation effects in Higgs boson pair production at the LHC. *JHEP* **07**, 169 (2013). [https://doi.org/10.1007/JHEP07\(2013\)169](https://doi.org/10.1007/JHEP07(2013)169). arXiv:1301.1245
64. D. de Florian, J. Mazzitelli, Higgs pair production at next-to-next-to-leading logarithmic accuracy at the LHC. *JHEP* **09**, 053 (2015). [https://doi.org/10.1007/JHEP09\(2015\)053](https://doi.org/10.1007/JHEP09(2015)053). arXiv:1505.07122
65. M. Grazzini et al., Higgs boson pair production at NNLO with top quark mass effects. *JHEP* **05**, 059 (2018). [https://doi.org/10.1007/JHEP05\(2018\)059](https://doi.org/10.1007/JHEP05(2018)059). arXiv:1803.02463
66. J. Baglio et al., $gg \rightarrow HH$: combined uncertainties. *Phys. Rev. D* **103**, 056002 (2021). <https://doi.org/10.1103/PhysRevD.103.056002>. arXiv:2008.11626
67. T. Sjöstrand et al., An introduction to PYTHIA 8.2. *Comput. Phys. Commun.* **191**, 159 (2015). <https://doi.org/10.1016/j.cpc.2015.01.024>. arXiv:1410.3012
68. CMS Collaboration, Extraction and validation of a new set of CMS pythia8 tunes from underlying-event measurements. *Eur. Phys. J. C* **80**, 4 (2020). <https://doi.org/10.1140/epjc/s10052-019-7499-4>. arXiv:1903.12179
69. CMS Collaboration, Event generator tunes obtained from underlying event and multiparton scattering measurements. *Eur. Phys. J. C* **76**, 155 (2016). <https://doi.org/10.1140/epjc/s10052-016-3988-x>. arXiv:1512.00815
70. NNPDF Collaboration, Parton distributions for the LHC Run II. *JHEP* **04**, 040 (2015). [https://doi.org/10.1007/JHEP04\(2015\)040](https://doi.org/10.1007/JHEP04(2015)040). arXiv:1410.8849
71. R.D. Ball et al., Parton distributions from high-precision collider data. *Eur. Phys. J. C* **77**, 663 (2017). <https://doi.org/10.1140/epjc/s10052-017-5199-5>. arXiv:1706.00428
72. GEANT4 Collaboration, GEANT4—a simulation toolkit. *Nucl. Instrum. Meth. A* **506**, 250 (2003). [https://doi.org/10.1016/S0168-9002\(03\)01368-8](https://doi.org/10.1016/S0168-9002(03)01368-8)
73. CMS Collaboration, Evidence for the Higgs boson decay to a bottom quark–antiquark pair. *Phys. Lett. B* **780**, 501 (2018). <https://doi.org/10.1016/j.physletb.2018.02.050>. arXiv:1709.07497
74. W. Shang, K. Sohn, D. Almeida, H. Lee, Understanding and improving convolutional neural networks via concatenated rectified linear units, in *Proc. 33rd Int. Conf. on Machine Learning*, vol. 48 (PMLR, 2016). arXiv:1603.05201

75. K. He, X. Zhang, S. Ren, J. Sun, Deep residual learning for image recognition, in *2016 IEEE Conf. in Computer Vision and Pattern Recognition (CVPR)* (2016). [arXiv:1512.03385](https://arxiv.org/abs/1512.03385). <https://doi.org/10.1109/CVPR.2016.90>
76. A. Vaswani et al., Attention is all you need, in *Advances in Neural Information Processing Systems*, vol. 30 (Curran Associates, Inc., 2017). [arXiv:1706.03762](https://arxiv.org/abs/1706.03762)
77. R.A. Fisher, On the interpretation of χ^2 from contingency tables, and the calculation of p . *J. R. Stat. Soc.* (1922). <https://doi.org/10.2307/2340521>
78. T. Junk, Confidence level computation for combining searches with small statistics. *Nucl. Instrum. Meth. A* **434**, 435 (1999). [https://doi.org/10.1016/S0168-9002\(99\)00498-2](https://doi.org/10.1016/S0168-9002(99)00498-2). [arXiv:hep-ex/9902006](https://arxiv.org/abs/hep-ex/9902006)
79. A.L. Read, Presentation of search results: the CL_s technique. *J. Phys. G* **28**, 2693 (2002). <https://doi.org/10.1088/0954-3899/28/10/313>

CMS Collaboration




Yerevan Physics Institute, Yerevan, Armenia

A. Hayrapetyan, A. Tumasyan ¹

Institut für Hochenergiephysik, Vienna, Austria

W. Adam , J. W. Andrejkovic , T. Bergauer , S. Chatterjee , K. Damanakis , M. Dragicevic , P. S. Hussain , M. Jeitler ², N. Krammer , A. Li , D. Liko , I. Mikulec , J. Schieck ², R. Schöfbeck , D. Schwarz , M. Sonawane , S. Templ , W. Waltenberger , C.-E. Wulz ²



















Universiteit Antwerpen, Antwerp, Belgium

M. R. Darwish ³, T. Janssen , P. Van Mechelen 














Vrije Universiteit Brussel, Brussel, Belgium

E. S. Bols , J. D'Hondt , S. Dansana , A. De Moor , M. Delcourt , S. Lowette , I. Makarenko , D. Müller , S. Tavernier , M. Tytgat ⁴, G. P. Van Onsem , S. Van Putte , D. Vannerom 














Université Libre de Bruxelles, Brussels, Belgium

B. Clerbaux , A. K. Das , G. De Lentdecker , H. Evard , L. Favart , P. Gianneios , D. Hohov , J. Jaramillo , A. Khalilzadeh , F. A. Khan , K. Lee , M. Mahdavihorrani , A. Malara , S. Paredes , L. Thomas , M. Vanden Bemden , C. Vander Velde , P. Vanlaer 







Ghent University, Ghent, Belgium

M. De Coen , D. Dobur , Y. Hong , J. Knolle , L. Lambrecht , G. Mestdach , K. Mota Amarilo , C. Rendón , A. Samalan , K. Skovpen , N. Van Den Bossche , J. van der Linden , L. Wezenbeek 





















Université Catholique de Louvain, Louvain-la-Neuve, Belgium

A. Benecke , A. Bethani , G. Bruno , C. Caputo , C. Delaere , I. S. Donertas , A. Giammanco , Sa. Jain , V. Lemaitre , J. Lidrych , P. Mastrapasqua , T. T. Tran , S. Wertz 




Centro Brasileiro de Pesquisas Físicas, Rio de Janeiro, Brazil

G. A. Alves , E. Coelho , C. Hensel , T. Menezes De Oliveira , A. Moraes , P. Rebello Teles , M. Soeiro








Universidade do Estado do Rio de Janeiro, Rio de Janeiro, Brazil

W. L. Aldá Júnior , M. Alves Gallo Pereira , M. Barroso Ferreira Filho , H. Brandao Malbouisson , W. Carvalho , J. Chinellato ⁵, E. M. Da Costa , G. G. Da Silveira ⁶, D. De Jesus Damiao , S. Fonseca De Souza , R. Gomes De Souza , J. Martins ⁷, C. Mora Herrera , L. Mundim , H. Nogima , J. P. Pinheiro , A. Santoro , A. Sznajder , M. Thiel , A. Vilela Pereira 

Universidade Estadual Paulista, Universidade Federal do ABC, São Paulo, Brazil


















C. A. Bernardes ⁶, L. Calligaris , T. R. Fernandez Perez Tomei , E. M. Gregores , P. G. Mercadante , S. F. Novaes , B. Orzari , Sandra S. Padula 





















































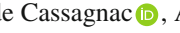


























































































Institute for Nuclear Research and Nuclear Energy, Bulgarian Academy of Sciences, Sofia, Bulgaria

A. Aleksandrov , G. Antchev , R. Hadjiiska , P. Iaydjiev , M. Misheva , M. Shopova , G. Sultanov 


































































University of Sofia, Sofia, Bulgaria

A. Dimitrov , L. Litov , B. Pavlov , P. Petkov , A. Petrov , E. Shumka 







































Instituto De Alta Investigación, Universidad de Tarapacá, Casilla 7 D, Arica, ChileS. Keshri , S. Thakur **Beihang University, Beijing, China**T. Cheng , T. Javaid , L. Yuan **Department of Physics, Tsinghua University, Beijing, China**Z. Hu , J. Liu, K. Yi ^{8,9}**Institute of High Energy Physics, Beijing, China**G. M. Chen ¹⁰, H. S. Chen ¹⁰, M. Chen ¹⁰, F. Iemmi , C. H. Jiang, A. Kapoor ¹¹, H. Liao , Z. -A. Liu ¹², R. Sharma ¹³, J. N. Song¹², J. Tao , C. Wang¹⁰, J. Wang , Z. Wang¹⁰, H. Zhang **State Key Laboratory of Nuclear Physics and Technology, Peking University, Beijing, China**A. Agapitos , Y. Ban , A. Levin , C. Li , Q. Li , Y. Mao, S. J. Qian , X. Sun , D. Wang , H. Yang, L. Zhang , C. Zhou **Sun Yat-Sen University, Guangzhou, China**Z. You **University of Science and Technology of China, Hefei, China**K. Jaffel , N. Lu **Nanjing Normal University, Nanjing, China**G. Bauer¹⁴**Institute of Modern Physics and Key Laboratory of Nuclear Physics and Ion-beam Application (MOE), Fudan University, Shanghai, China**X. Gao ¹⁵**Zhejiang University, Zhejiang, Hangzhou, China**Z. Lin , C. Lu , M. Xiao **Universidad de Los Andes, Bogota, Colombia**C. Avila , D. A. Barbosa Trujillo, A. Cabrera , C. Florez , J. Fraga , J. A. Reyes Vega**Universidad de Antioquia, Medellin, Colombia**J. Mejia Guisao , F. Ramirez , M. Rodriguez , J. D. Ruiz Alvarez **University of Split, Faculty of Electrical Engineering, Mechanical Engineering and Naval Architecture, Split, Croatia**D. Giljanovic , N. Godinovic , D. Lelas , A. Sculac **University of Split, Faculty of Science, Split, Croatia**M. Kovac , T. Sculac **Institute Rudjer Boskovic, Zagreb, Croatia**P. Bargassa , V. Brigljevic , B. K. Chitroda , D. Ferencek , K. Jakovcic, S. Mishra , A. Starodumov ¹⁶, T. Susa **University of Cyprus, Nicosia, Cyprus**A. Attikis , K. Christoforou , A. Hadjiagapiou, S. Konstantinou , J. Mousa , C. Nicolaou, L. Paizanos, F. Ptochos , P. A. Razis , H. Rykaczewski, H. Saka , A. Stepenov **Charles University, Prague, Czech Republic**M. Finger , M. Finger Jr. , A. Kveton **Escuela Politecnica Nacional, Quito, Ecuador**E. Ayala **Universidad San Francisco de Quito, Quito, Ecuador**E. Carrera Jarrin 

Academy of Scientific Research and Technology of the Arab Republic of Egypt, Egyptian Network of High Energy Physics, Cairo, EgyptH. Abdalla ¹⁷, Y. Assran ^{18,19}**Center for High Energy Physics (CHEP-FU), Fayoum University, El-Fayoum, Egypt**M. Abdullah Al-Mashad , M. A. Mahmoud **National Institute of Chemical Physics and Biophysics, Tallinn, Estonia**K. Ehataht , M. Kadastik , T. Lange , S. Nandan , C. Nielsen , J. Pata , M. Raidal , L. Tani , C. Veelken **Department of Physics, University of Helsinki, Helsinki, Finland**H. Kirschenmann , K. Osterberg , M. Voutilainen **Helsinki Institute of Physics, Helsinki, Finland**S. Bharthuar , E. Brücken , F. Garcia , K. T. S. Kallonen , R. Kinnunen , T. Lampén , K. Lassila-Perini , S. Lehti , T. Lindén , L. Martikainen , M. Myllymäki , M. m. Rantanen , H. Siikonen , E. Tuominen , J. Tuominiemi **Lappeenranta-Lahti University of Technology, Lappeenranta, Finland**P. Luukka , H. Petrow **IRFU, CEA, Université Paris-Saclay, Gif-sur-Yvette, France**M. Besancon , F. Couderc , M. Dejardin , D. Denegri , J. L. Faure , F. Ferri , S. Ganjour , P. Gras , G. Hamel de Monchenault , V. Lohezic , J. Malcles , F. Orlandi , L. Portales , J. Rander , A. Rosowsky , M. Ö. Sahin , A. Savoy-Navarro ²⁰, P. Simkina , M. Titov , M. Tornago **Laboratoire Leprince-Ringuet, CNRS/IN2P3, Ecole Polytechnique, Institut Polytechnique de Paris, Palaiseau, France**F. Beaudette , A. Buchot Perraguin , P. Busson , A. Cappati , C. Charlot , M. Chiusi , F. Damas , O. Davignon , A. De Wit , I. T. Ehle , B. A. Fontana Santos Alves , S. Ghosh , A. Gilbert , R. Granier de Cassagnac , A. Hakimi , B. Harikrishnan , L. Kalipoliti , G. Liu , J. Motta , M. Nguyen , C. Ochando , R. Salerno , J. B. Sauvan , Y. Sirois , A. Tarabini , E. Vernazza , A. Zabi , A. Zghiche **Université de Strasbourg, CNRS, IPHC UMR 7178, Strasbourg, France**J. -L. Agram ²¹, J. Andrea , D. Appar , D. Bloch , J. -M. Brom , E. C. Chabert , C. Collard , S. Falke , U. Goerlach , C. Grimault , R. Haeberle , A. -C. Le Bihan , M. Meena , G. Saha , M. A. Sessini , P. Van Hove **Institut de Physique des 2 Infinis de Lyon (IP2I), Villeurbanne, France**S. Beauceron , B. Blancon , G. Boudoul , N. Chanon , D. Contardo , P. Depasse , C. Dozen ²², H. El Mamouni , J. Fay , S. Gascon , M. Gouzevitch , C. Greenberg , G. Grenier , B. Ille , I. B. Laktineh , M. Lethuillier , L. Mirabito , S. Perries , A. Purohit , M. Vander Donckt , P. Verdier , J. Xiao **Georgian Technical University, Tbilisi, Georgia**G. Adamov , I. Lomidze , Z. Tsamalaidze ¹⁶**I. Physikalisches Institut, RWTH Aachen University, Aachen, Germany**V. Botta , L. Feld , K. Klein , M. Lipinski , D. Meuser , A. Pauls , N. Röwert , M. Teroerde **III. Physikalisches Institut A, RWTH Aachen University, Aachen, Germany**S. Diekmann , A. Dodonova , N. Eich , D. Eliseev , F. Engelke , J. Erdmann , M. Erdmann , P. Fackeldey , B. Fischer , T. Hebbeker , K. Hoepfner , F. Ivone , A. Jung , M. y. Lee , F. Mausolf , M. Merschmeyer , A. Meyer , S. Mukherjee , D. Noll , F. Nowotny , A. Pozdnyakov , Y. Rath , W. Redjeb , F. Rehm , H. Reithler , U. Sarkar , V. Sarkisovi , A. Schmidt , A. Sharma , J. L. Spah , A. Stein , F. Torres Da Silva De Araujo ²³, S. Wiedenbeck , S. Zaleski **III. Physikalisches Institut B, RWTH Aachen University, Aachen, Germany**C. Dziwok , G. Flügge , W. Haj Ahmad ²⁴, T. Kress , A. Nowack , O. Pooth , A. Stahl , T. Ziemons , A. Zotz 






































Deutsches Elektronen-Synchrotron, Hamburg, Germany

H. Aarup Petersen , M. Aldaya Martin , J. Alimena , S. Amoroso, Y. An , S. Baxter , M. Bayatmakou , H. Becerril Gonzalez , O. Behnke , A. Belvedere , S. Bhattacharya , F. Blekman ²⁵, K. Borras ²⁶, A. Campbell , A. Cardini , C. Cheng, F. Colombina , S. Consuegra Rodríguez , G. Correia Silva , M. De Silva , G. Eckerlin, D. Eckstein , L. I. Estevez Banos , O. Filatov , E. Gallo ²⁵, A. Geiser , A. Giraldi , V. Guglielmi , M. Guthoff , A. Hinzmann , A. Jafari ²⁷, L. Jeppe , B. Kaech , M. Kasemann , C. Kleinwort , R. Kogler , M. Komm , D. Krücker , W. Lange, D. Leyva Pernia , K. Lipka ²⁸, W. Lohmann ²⁹, F. Lorkowski , R. Mankel , I. -A. Melzer-Pellmann , M. Mendizabal Morentin , A. B. Meyer , G. Milella , A. Mussgiller , L. P. Nair , A. Nürnberg , Y. Otariid, J. Park , D. Pérez Adán , E. Ranken , A. Raspereza , D. Rastorguev , B. Ribeiro Lopes , J. Rübenach, A. Saggio , M. Scham ^{26,30}, S. Schnake ²⁶, P. Schütze , C. Schwanenberger ²⁵, D. Selivanova , K. Sharko , M. Shchedrolosiev , R. E. Sosa Ricardo , D. Stafford, F. Vazzoler , A. Ventura Barroso , R. Walsh , Q. Wang , Y. Wen , K. Wichmann, L. Wiens ²⁶, C. Wissing , Y. Yang , A. Zimmermann Castro Santos 

University of Hamburg, Hamburg, Germany

A. Albrecht , S. Albrecht , M. Antonello , S. Bein , L. Benato , S. Bollweg, M. Bonanomi , P. Connor , K. El Morabit , Y. Fischer , E. Garutti , A. Grohsjean , J. Haller , H. R. Jabusch , G. Kasieczka , P. Keicher, R. Klanner , W. Korcari , T. Kramer , V. Kutzner , F. Labe , J. Lange , A. Lobanov , C. Matthies , L. Moureaux , M. Mrowietz, A. Nigamova , Y. Nissan, A. Paasch , K. J. Pena Rodriguez , T. Quadfasel , B. Raciti , M. Rieger , D. Savoie , J. Schindler , P. Schleper , M. Schröder , J. Schwandt , M. Sommerhalder , H. Stadie , G. Steinbrück , A. Tews, M. Wolf 










Karlsruher Institut fuer Technologie, Karlsruhe, Germany

S. Brommer , M. Burkart, E. Butz , T. Chwalek , A. Dierlamm , A. Droll, N. Faltermann , M. Giffels , A. Gottmann , F. Hartmann ³¹, R. Hofsaess , M. Horzela , U. Husemann , J. Kieseler , M. Klute , R. Koppenhöfer , J. M. Lawhorn , M. Link, A. Lintuluoto , B. Maier , S. Maier , S. Mitra , M. Mormile , Th. Müller , M. Neukum, M. Oh , E. Pfeffer , M. Presilla , G. Quast , K. Rabbertz , B. Regnery , N. Shadskiy , I. Shvetsov , H. J. Simonis , M. Toms , N. Trevisani , R. F. Von Cube , M. Wassmer , S. Wieland , F. Wittig, R. Wolf , X. Zuo 





Institute of Nuclear and Particle Physics (INPP), NCSR Demokritos, Aghia Paraskevi, Greece

G. Anagnostou, G. Daskalakis , A. Kyriakis, A. Papadopoulos³¹, A. Stakia 

National and Kapodistrian University of Athens, Athens, Greece

P. Kontaxakis , G. Melachroinos, Z. Painesis , A. Panagiotou, I. Papavergou , I. Paraskevas , N. Saoulidou , K. Theofilatos , E. Tziaferi , K. Vellidis , I. Zisopoulos 







National Technical University of Athens, Athens, Greece

G. Bakas , T. Chatzistavrou, G. Karapostoli , K. Kousouris , I. Papakrivopoulos , E. Siamarkou, G. Tsiopolitis, A. Zacharopoulou

University of Ioánnina, Ioánnina, Greece

K. Adamidis, I. Bestintzanos, I. Evangelou , C. Foudas, C. Kamtsikis, P. Katsoulis, P. Kokkas , P. G. Kosmoglou Kioseoglou , N. Manthos , I. Papadopoulos , J. Strologas 

HUN-REN Wigner Research Centre for Physics, Budapest, Hungary

M. Bartók ³², C. Hajdu , D. Horvath ^{33,34}, K. Márton, A. J. Rádl ³⁵, F. Sikler , V. Veszpremi 

MTA-ELTE Lendület CMS Particle and Nuclear Physics Group, Eötvös Loránd University, Budapest, Hungary






































































M. Csanád , K. Farkas , M. M. A. Gadallah ³⁶, Á. Kadlecik , P. Major , K. Mandal , G. Pásztor , G. I. Veres 

Faculty of Informatics, University of Debrecen, Debrecen, Hungary


















P. Raics, B. Ujvari , G. Zilizi 

Institute of Nuclear Research ATOMKI, Debrecen, Hungary

G. Bencze, S. Czellar, J. Molnar, Z. Szillasi

Karoly Robert Campus, MATE Institute of Technology, Gyongyos, HungaryT. Csorgo , F. Nemes , T. Novak **Panjab University, Chandigarh, India**J. Babbar , S. Bansal , S. B. Beri, V. Bhatnagar , G. Chaudhary , S. Chauhan , N. Dhingra ³⁸, A. Kaur , A. Kaur , H. Kaur , M. Kaur , S. Kumar , K. Sandeep , T. Sheokand, J. B. Singh , A. Singla **University of Delhi, Delhi, India**A. Ahmed , A. Bhardwaj , A. Chhetri , B. C. Choudhary , A. Kumar , A. Kumar , M. Naimuddin , K. Ranjan , S. Saumya **Saha Institute of Nuclear Physics, HBNI, Kolkata, India**S. Baradia , S. Barman ³⁹, S. Bhattacharya , S. Dutta , S. Dutta, S. Sarkar**Indian Institute of Technology Madras, Madras, India**M. M. Ameen , P. K. Behera , S. C. Behera , S. Chatterjee , P. Jana , P. Kalbhor , J. R. Komaragiri ⁴⁰, D. Kumar ⁴⁰, P. R. Pujahari , N. R. Saha , A. Sharma , A. K. Sikdar , S. Verma **Tata Institute of Fundamental Research-A, Mumbai, India**S. Dugad, M. Kumar , G. B. Mohanty , P. Suryadevara**Tata Institute of Fundamental Research-B, Mumbai, India**A. Bala , S. Banerjee , R. M. Chatterjee, R. K. Dewanjee ⁴¹, M. Guchait , Sh. Jain , A. Jaiswal, S. Kumar , G. Majumder , K. Mazumdar , S. Parolia , A. Thachayath **National Institute of Science Education and Research, An OCC of Homi Bhabha National Institute, Bhubaneswar, Odisha, India**S. Bahinipati ⁴², C. Kar , D. Maity ⁴³, P. Mal , T. Mishra , V. K. Muraleedharan Nair Bindhu ⁴³, K. Naskar ⁴³, A. Nayak ⁴³, P. Sadangi, S. K. Swain , S. Varghese ⁴³, D. Vats ⁴³**Indian Institute of Science Education and Research (IISER), Pune, India**S. Acharya ⁴⁴, A. Alpana , S. Dube , B. Gomber ⁴⁴, P. Hazarika , B. Kansal , A. Laha , B. Sahu ⁴⁴, S. Sharma , K. Y. Vaish **Isfahan University of Technology, Isfahan, Iran**H. Bakhshiansohi ⁴⁵, E. Khazaie ⁴⁶, M. Zeinali ⁴⁷**Institute for Research in Fundamental Sciences (IPM), Tehran, Iran**S. Bashiri, S. Chenarani ⁴⁸, S. M. Etesami , M. Khakzad , M. Mohammadi Najafabadi , S. Tizchang **University College Dublin, Dublin, Ireland**M. Grunewald **INFN Sezione di Bari^a, Università di Bari^b, Politecnico di Bari^c, Bari, Italy**M. Abbrescia ^{a,b}, R. Aly ^{a,c,49}, A. Colaleo ^{a,b}, D. Creanza ^{a,c}, B. D'Anzi ^{a,b}, N. De Filippis ^{a,c}, M. De Palma ^{a,b}, A. Di Florio ^{a,c}, W. Elmetenawee ^{a,b,49}, L. Fiore ^a, G. Iaselli ^{a,c}, M. Louka ^{a,b}, G. Maggi ^{a,c}, M. Maggi ^a, I. Margjeka ^{a,b}, V. Mastrapasqua ^{a,b}, S. My ^{a,b}, S. Nuzzo ^{a,b}, A. Pellecchia ^{a,b}, A. Pompili ^{a,b}, G. Pugliese ^{a,c}, R. Radogna ^a, G. Ramirez-Sanchez ^{a,c}, D. Ramos ^a, A. Ranieri ^a, L. Silvestris ^a, F. M. Simone ^{a,b}, Ü. Sözbilir ^a, A. Stamerra ^a, R. Venditti ^a, P. Verwilligen ^a, A. Zaza ^{a,b}**INFN Sezione di Bologna^a, Università di Bologna^b, Bologna, Italy**G. Abbiendi ^a, C. Battilana ^{a,b}, D. Bonacorsi ^{a,b}, L. Borgonovi ^a, P. Capiluppi ^{a,b}, A. Castro ^{a,b}, F. R. Cavallo ^a, M. Cuffiani ^{a,b}, G. M. Dallavalle ^a, T. Diotalevi ^{a,b}, F. Fabbri ^a, A. Fanfani ^{a,b}, D. Fasanella ^{a,b}, P. Giacomelli ^a, L. Giommi ^{a,b}, C. Grandi ^a, L. Guiducci ^{a,b}, S. Lo Meo ^{a,50}, L. Lunerti ^{a,b}, S. Marcellini ^a, G. Masetti ^a, F. L. Navarria ^{a,b}, A. Perrotta ^a, F. Primavera ^{a,b}, A. M. Rossi ^{a,b}, T. Rovelli ^{a,b}, G. P. Siroli ^{a,b}**INFN Sezione di Catania^a, Università di Catania^b, Catania, Italy**S. Costa ^{a,b,51}, A. Di Mattia ^a, R. Potenza ^{a,b}, A. Tricomi ^{a,b,51}, C. Tuve ^{a,b}





INFN Sezione di Firenze^a, Università di Firenze^b, Florence, Italy

P. Assiouras ^a, G. Barbagli ^a, G. Bardelli ^{a,b}, B. Camaiani ^a, A. Cassese ^a, R. Ceccarelli ^a, V. Ciulli ^{a,b}, C. Civinini ^a, R. D'Alessandro ^{a,b}, E. Focardi ^{a,b}, T. Kello^a, G. Latino ^{a,b}, P. Lenzi ^{a,b}, M. Lizzo ^a, M. Meschini ^a, S. Paoletti ^a, A. Papanastassiou^{a,b}, G. Sguazzoni ^a, L. Viliani ^a
























INFN Laboratori Nazionali di Frascati, Frascati, Italy

L. Benussi ^a, S. Bianco ^a, S. Meola ⁵², D. Piccolo ^a











INFN Sezione di Genova^a, Università di Genova^b, Genoa, Italy

P. Chatagnon ^a, F. Ferro ^a, E. Robutti ^a, S. Tosi ^{a,b}






























INFN Sezione di Milano-Bicocca^a, Università di Milano-Bicocca^b, Milan, Italy

A. Benaglia ^a, G. Boldrini ^{a,b}, F. Brivio ^a, F. Cetorelli ^a, F. De Guio ^{a,b}, M. E. Dinardo ^{a,b}, P. Dini ^a, S. Gennai ^a, R. Gerosa ^{a,b}, A. Ghezzi ^{a,b}, P. Govoni ^{a,b}, L. Guzzi ^a, M. T. Lucchini ^{a,b}, M. Malberti ^a, S. Malvezzi ^a, A. Massironi ^a, D. Menasce ^a, L. Moroni ^a, M. Paganoni ^{a,b}, S. Palluotto ^{a,b}, D. Pedrini ^a, B. S. Pinolini^a, G. Pizzati^{a,b}, S. Ragazzi ^{a,b}, T. Tabarelli de Fatis ^{a,b}












INFN Sezione di Napoli^a, Università di Napoli 'Federico II'^b, Naples, Italy; Università della Basilicata^c, Potenza, Italy; Scuola Superiore Meridionale (SSM)^d, Naples, Italy

S. Buontempo ^a, A. Cagnotta ^{a,b}, F. Carnevali ^{a,b}, N. Cavallo ^{a,c}, F. Fabozzi ^{a,c}, A. O. M. Iorio ^{a,b}, L. Lista ^{a,b,53}, P. Paolucci ^{a,31}, B. Rossi ^a, C. Sciacca ^{a,b}













INFN Sezione di Padova^a, Università di Padova^b, Padua, Italy; Università di Trento^c, Trento, Italy

R. Ardino ^a, P. Azzi ^a, N. Bacchetta ^{a,54}, M. Benettoni ^a, D. Bisello ^{a,b}, P. Bortignon ^a, G. Bortolato^{a,b}, A. Bragagnolo ^{a,b}, A. C. M. Bulla ^a, R. Carlin ^{a,b}, P. Checchia ^a, T. Dorigo ^a, U. Gasparini ^{a,b}, E. Lusiani ^a, M. Margoni ^{a,b}, F. Marini ^a, A. T. Meneguzzo ^{a,b}, M. Migliorini ^{a,b}, J. Pazzini ^{a,b}, P. Ronchese ^{a,b}, R. Rossin ^{a,b}, F. Simonetto ^{a,b}, G. Strong ^a, M. Tosi ^{a,b}, A. Triossi ^{a,b}, S. Ventura ^a, M. Zanetti ^{a,b}, P. Zotto ^{a,b}, A. Zucchetta ^{a,b}, G. Zumerle ^{a,b}

































INFN Sezione di Pavia^a, Università di Pavia^b, Pavia, Italy

S. Abu Zeid ^{a,55}, C. Aimè ^{a,b}, A. Braghieri ^a, S. Calzaferri ^a, D. Fiorina ^a, P. Montagna ^{a,b}, V. Re ^a, C. Riccardi ^{a,b}, P. Salvini ^a, I. Vai ^{a,b}, P. Vitulo ^{a,b}






















INFN Sezione di Perugia^a, Università di Perugia^b, Perugia, Italy

S. Ajmal ^{a,b}, G. M. Bilei ^a, D. Ciangottini ^{a,b}, L. Fanò ^{a,b}, M. Magherini ^{a,b}, V. Mariani ^{a,b}, M. Menichelli ^a, F. Moscatelli ^{a,56}, A. Rossi ^{a,b}, A. Santocchia ^{a,b}, D. Spiga ^a, T. Tedeschi ^{a,b}









































INFN Sezione di Pisa^a, Università di Pisa^b, Scuola Normale Superiore di Pisa^c, Pisa, Italy; Università di Siena^d, Siena, Italy

P. Asenov ^{a,b}, P. Azzurri ^a, G. Bagliesi ^a, R. Bhattacharya ^a, L. Bianchini ^{a,b}, T. Boccali ^a, E. Bossini ^a, D. Bruschini ^{a,c}, R. Castaldi ^a, M. A. Ciocci ^{a,b}, M. Cipriani ^{a,b}, V. D'Amante ^{a,d}, R. Dell'Orso ^a, S. Donato ^a, A. Giassi ^a, F. Ligabue ^{a,c}, D. Matos Figueiredo ^a, A. Messineo ^{a,b}, M. Musich ^{a,b}, F. Palla ^a, A. Rizzi ^{a,b}, G. Rolandi ^{a,c}, S. Roy Chowdhury ^a, T. Sarkar ^a, A. Scribano ^a, P. Spagnolo ^a, R. Tenchini ^a, G. Tonelli ^{a,b}, N. Turini ^{a,d}, F. Vaselli ^{a,c}, A. Venturi ^a, P. G. Verdini ^a







INFN Sezione di Roma^a, Sapienza Università di Roma^b, Rome, Italy

C. Baldenegro Barrera ^{a,b}, P. Barria ^a, C. Basile ^{a,b}, M. Campana ^{a,b}, F. Cavallari ^a, L. Cunqueiro Mendez ^{a,b}, D. Del Re ^{a,b}, E. Di Marco ^a, M. Diemoz ^a, F. Errico ^{a,b}, E. Longo ^{a,b}, P. Meridiani ^a, J. Mijuskovic ^{a,b}, G. Organtini ^{a,b}, F. Pandolfi ^a, R. Paramatti ^{a,b}, C. Quaranta ^{a,b}, S. Rahatlou ^{a,b}, C. Rovelli ^a, F. Santanastasio ^{a,b}, L. Soffi ^a

INFN Sezione di Torino^a, Università di Torino^b, Turin, Italy; Università del Piemonte Orientale^c, Novara, Italy

N. Amapane ^{a,b}, R. Arcidiacono ^{a,c}, S. Argiro ^{a,b}, M. Arneodo ^{a,c}, N. Bartosik ^a, R. Bellan ^{a,b}, A. Bellora ^{a,b}, C. Biino ^a, C. Borca ^{a,b}, N. Cartiglia ^a, M. Costa ^{a,b}, R. Covarelli ^{a,b}, N. Demaria ^a, L. Finco ^a, M. Grippo ^{a,b}, B. Kiani ^{a,b}, F. Legger ^a, F. Luongo ^{a,b}, C. Mariotti ^a, L. Markovic ^{a,b}, S. Maselli ^a, A. Mecca ^{a,b}, E. Migliore ^{a,b}, M. Monteno ^a, R. Mulargia ^a, M. M. Obertino ^{a,b}, G. Ortona ^a, L. Pacher ^{a,b}, N. Pastrone ^a, M. Pelliccioni ^a, M. Ruspa ^{a,c}, F. Siviero ^{a,b}, V. Sola ^{a,b}, A. Solano ^{a,b}, A. Staiano ^a, C. Tarricone ^{a,b}, D. Trocino ^a, G. Umoret ^{a,b}, E. Vlasov ^{a,b}, R. White ^a

INFN Sezione di Trieste^a, Università di Trieste^b, Trieste, Italy

S. Belforte , V. Candelise , M. Casarsa , F. Cossutti , K. De Leo , G. Della Ricca 


Kyungpook National University, Daegu, Korea

S. Dogra , J. Hong , C. Huh , B. Kim , D. H. Kim , J. Kim, H. Lee, S. W. Lee , C. S. Moon , Y. D. Oh , M. S. Ryu , S. Sekmen , Y. C. Yang 

Department of Mathematics and Physics-GWNU, Gangneung, Korea

M. S. Kim 

Chonnam National University, Institute for Universe and Elementary Particles, Kwangju, Korea

G. Bak , P. Gwak , H. Kim , D. H. Moon 

Hanyang University, Seoul, Korea

E. Asilar , J. Choi , D. Kim , T. J. Kim , J. A. Merlin

Korea University, Seoul, Korea

S. Choi , S. Han, B. Hong , K. Lee, K. S. Lee , S. Lee , J. Park, S. K. Park, J. Yoo 

Department of Physics, Kyung Hee University, Seoul, Korea

J. Goh , S. Yang 








Sejong University, Seoul, Korea

H. S. Kim , Y. Kim, S. Lee

Seoul National University, Seoul, Korea

J. Almond, J. H. Bhyun, J. Choi , W. Jun , J. Kim , S. Ko , H. Kwon , H. Lee , J. Lee , J. Lee , B. H. Oh , S. B. Oh , H. Seo , U. K. Yang, I. Yoon 

University of Seoul, Seoul, Korea

W. Jang , D. Y. Kang, Y. Kang , S. Kim , B. Ko, J. S. H. Lee , Y. Lee , I. C. Park , Y. Roh, I. J. Watson 

Department of Physics, Yonsei University, Seoul, Korea

S. Ha , H. D. Yoo 





Sungkyunkwan University, Suwon, Korea

M. Choi , M. R. Kim , H. Lee, Y. Lee , I. Yu 


College of Engineering and Technology, American University of the Middle East (AUM), Dasman, Kuwait

T. Beyrouthy

Riga Technical University, Riga, Latvia

K. Dreimanis , A. Gaile , G. Pikurs, A. Potrebko , M. Seidel 

University of Latvia (LU), Riga, Latvia

N. R. Strautnieks 






Vilnius University, Vilnius, Lithuania

M. Ambrozas , A. Juodagalvis , A. Rinkevicius , G. Tamulaitis 







National Centre for Particle Physics, Universiti Malaya, Kuala Lumpur, Malaysia











































N. Bin Norjoharuddeen , I. Yusuff ⁵⁷, Z. Zolkapli

Universidad de Sonora (UNISON), Hermosillo, Mexico


J. F. Benitez , A. Castaneda Hernandez , H. A. Encinas Acosta, L. G. Gallegos Maríñez, M. León Coello , J. A. Murillo Quijada , A. Sehrawat , L. Valencia Palomo 

Centro de Investigacion y de Estudios Avanzados del IPN, Mexico City, Mexico




G. Ayala , H. Castilla-Valdez , H. Crotte Ledesma, E. De La Cruz-Burelo , I. Heredia-De La Cruz ⁵⁸, R. Lopez-Fernandez , C. A. Mondragon Herrera, A. Sánchez Hernández 

Universidad Iberoamericana, Mexico City, MexicoC. Oropeza Barrera , M. Ramírez García **Benemerita Universidad Autonoma de Puebla, Puebla, Mexico**I. Bautista , I. Pedraza , H. A. Salazar Ibarguen , C. Uribe Estrada **University of Montenegro, Podgorica, Montenegro**I. Bubanja , N. Raicevic **University of Canterbury, Christchurch, New Zealand**P. H. Butler **National Centre for Physics, Quaid-I-Azam University, Islamabad, Pakistan**A. Ahmad , M. I. Asghar, A. Awais , M. I. M. Awan, H. R. Hoorani , W. A. Khan **AGH University of Krakow, Faculty of Computer Science, Electronics and Telecommunications, Krakow, Poland**V. Avati, L. Grzanka , M. Malawski **National Centre for Nuclear Research, Swierk, Poland**H. Bialkowska , M. Bluj , B. Boimska , M. Górski , M. Kazana , M. Szleper , P. Zalewski **Institute of Experimental Physics, Faculty of Physics, University of Warsaw, Warsaw, Poland**K. Bunkowski , K. Doroba , A. Kalinowski , M. Konecki , J. Krolkowski , A. Muhammad **Warsaw University of Technology, Warsaw, Poland**K. Pozniak , W. Zabolotny **Laboratório de Instrumentação e Física Experimental de Partículas, Lisbon, Portugal**M. Araujo , D. Bastos , C. Beirão Da Cruz E Silva , A. Boletti , M. Bozzo , T. Camporesi , G. Da Molin , P. Faccioli , M. Gallinaro , J. Hollar , N. Leonardo , T. Niknejad , A. Petrilli , M. Pisano , J. Seixas , J. Varela , J. W. Wulff**Faculty of Physics, University of Belgrade, Belgrade, Serbia**P. Adzic , P. Milenovic **VINCA Institute of Nuclear Sciences, University of Belgrade, Belgrade, Serbia**M. Dordevic , J. Milosevic , V. Rekovic**Centro de Investigaciones Energéticas Medioambientales y Tecnológicas (CIEMAT), Madrid, Spain**M. Aguilar-Benitez, J. Alcaraz Maestre , Cristina F. Bedoya , Oliver M. Carretero , M. Cepeda , M. Cerrada , N. Colino , B. De La Cruz , A. Delgado Peris , A. Escalante Del Valle , D. Fernández Del Val , J. P. Fernández Ramos , J. Flix , M. C. Fouz , O. Gonzalez Lopez , S. Goy Lopez , J. M. Hernandez , M. I. Josa , D. Moran , C. M. Morcillo Perez , Á. Navarro Tobar , C. Perez Dengra , A. Pérez-Calero Yzquierdo , J. Puerta Pelayo , I. Redondo , D. D. Redondo Ferrero , L. Romero, S. Sánchez Navas , L. Urda Gómez , J. Vazquez Escobar , C. Willmott**Universidad Autónoma de Madrid, Madrid, Spain**J. F. de Trocóniz **Instituto Universitario de Ciencias y Tecnologías Espaciales de Asturias (ICTEA), Universidad de Oviedo, Oviedo, Spain**B. Alvarez Gonzalez , J. Cuevas , J. Fernandez Menendez , S. Folgueras , I. Gonzalez Caballero , J. R. González Fernández , P. Leguina , E. Palencia Cortezon , C. Ramón Álvarez , V. Rodríguez Bouza , A. Soto Rodríguez , A. Trapote , C. Vico Villalba , P. Vischia **Instituto de Física de Cantabria (IFCA), CSIC-Universidad de Cantabria, Santander, Spain**S. Bhowmik , S. Blanco Fernández , J. A. Brochero Cifuentes , I. J. Cabrillo , A. Calderon , J. Duarte Campderros , M. Fernandez , G. Gomez , C. Lasiosa García , R. Lopez Ruiz , C. Martinez Rivero , P. Martinez Ruiz del Arbol , F. Matorras , P. Matorras Cuevas , E. Navarrete Ramos , J. Piedra Gomez , L. Scodellaro , I. Vila , J. M. Vizan Garcia































































University of Colombo, Colombo, Sri Lanka

M. K. Jayananda , B. Kailasapathy ⁵⁹, D. U. J. Sonnadara , D. D. C. Wickramaratna 













Department of Physics, University of Ruhuna, Matara, Sri Lanka

W. G. D. Dharmaratna ⁶⁰, K. Liyanage , N. Perera , N. Wickramage 




































CERN, European Organization for Nuclear Research, Geneva, Switzerland

D. Abbaneo , C. Amendola , E. Auffray , G. Auzinger , J. Baechler, D. Barney , A. Bermúdez Martínez , M. Bianco , B. Bilin , A. A. Bin Anuar , A. Bocci , C. Botta , E. Brondolin , C. Caillol , G. Cerminara , N. Chernyavskaya , D. d'Enterria , A. Dabrowski , A. David , A. De Roeck , M. M. Defranchis , M. Deile , M. Dobson , L. Forthomme , G. Franzoni , W. Funk , S. Giani, D. Gigi, K. Gill , F. Glege , L. Gouskos , M. Haranko , J. Hegeman , B. Huber, V. Innocente , T. James , P. Janot , O. Kaluzinska , S. Laurila , P. Lecoq , E. Leutgeb , C. Lourenço , L. Malgeri , M. Mannelli , A. C. Marini , M. Matthewman, A. Mehta , F. Meijers , S. Mersi , E. Meschi , V. Milosevic , F. Monti , F. Moortgat , M. Mulders , I. Neutelings , S. Orfanelli, F. Pantaleo , G. Petrucciani , A. Pfeiffer , M. Pierini , D. Piparo , H. Qu , D. Rabadý , M. Rovere , H. Sakulin , S. Scarfi , C. Schwick, M. Selvaggi , A. Sharma , K. Shchelina , P. Silva , P. Sphicas ⁶¹, A. G. Stahl Leiton , A. Steen , S. Summers , D. Treille , P. Tropea , A. Tsirou, D. Walter , J. Wanczyk ⁶², J. Wang, S. Wuchterl , P. Zehetner , P. Zejdl , W. D. Zeuner





















Paul Scherrer Institut, Villigen, Switzerland

T. Bevilacqua ⁶³, L. Caminada ⁶³, A. Ebrahimi , W. Erdmann , R. Horisberger , Q. Ingram , H. C. Kaestli , D. Kotlinski , C. Lange , M. Missiroli ⁶³, L. Noehte ⁶³, T. Rohe 

ETH Zurich-Institute for Particle Physics and Astrophysics (IPA), Zurich, Switzerland

T. K. Aarrestad , K. Androsov ⁶², M. Backhaus , G. Bonomelli, A. Calandri , C. Cazzaniga , K. Datta , A. De Cosa , G. Dissertori , M. Dittmar, M. Donegà , F. Eble , M. Galli , K. Gedia , F. Glessgen , C. Grab , N. Härringer , T. G. Harte, D. Hits , W. Lustermann , A. -M. Lyon , R. A. Manzoni , M. Marchegiani , L. Marchese , C. Martin Perez , A. Mascellani ⁶², F. Nessi-Tedaldi , F. Pauss , V. Perovic , S. Pigazzini , C. Reissel , T. Reitenspiess , B. Ristic , F. Riti , R. Seidita , J. Steggemann ⁶², D. Valsecchi , R. Wallny 

Universität Zürich, Zurich, Switzerland

C. AMSler ⁶⁴, P. Bäertschi , M. F. Canelli , K. Cormier , J. K. Heikkilä , M. Huwiler , W. Jin , A. Jofrehei , B. Kilminster , S. Leontsinis , S. P. Liechti , A. Macchiolo , P. Meiring , U. Molinatti , A. Reimers , P. Robmann, S. Sanchez Cruz , M. Senger , E. Shokr, F. Stäger , Y. Takahashi , R. Tramontano 

National Central University, Chung-Li, Taiwan

C. Adloff⁶⁵, D. Bhowmik, C. M. Kuo, W. Lin, P. K. Rout , P. C. Tiwari ⁴⁰, S. S. Yu 




















National Taiwan University (NTU), Taipei, Taiwan

L. Ceard, Y. Chao , K. F. Chen , P. s. Chen, Z. g. Chen, A. De Iorio , W. -S. Hou , T. h. Hsu, Y. w. Kao, S. Karmakar , R. Khurana, G. Kole , Y. y. Li , R. -S. Lu , E. Paganis , X. f. Su , J. Thomas-Wilsker , L. s. Tsai, H. y. Wu, E. Yazgan 


High Energy Physics Research Unit, Department of Physics, Faculty of Science, Chulalongkorn University, Bangkok, Thailand

C. Asawatangtrakuldee , N. Srimanobhas , V. Wachirapusanand 

Physics Department, Science and Art Faculty, Çukurova University, Adana, Turkey

D. Agyel , F. Boran , Z. S. Demiroglu , F. Dolek , I. Dumanoglu ⁶⁶, E. Eskut , Y. Guler ⁶⁷, E. Gurpinar Guler ⁶⁷, C. Isik , O. Kara, A. Kayis Topaksu , U. Kiminsu , G. Onengut , K. Ozdemir ⁶⁸, A. Polatoz , B. Tali ⁶⁹, U. G. Tok , S. Turkcapar , E. Uslan , I. S. Zorbakir 






Physics Department, Middle East Technical University, Ankara, Turkey

G. Sokmen, M. Yalvac ⁷⁰











Bogazici University, Istanbul, Turkey

B. Akgun , I. O. Atakisi , E. Gülmez , M. Kaya ⁷¹, O. Kaya ⁷², S. Tekten ⁷³



Istanbul Technical University, Istanbul, Turkey

A. Cakir , K. Cankocak ^{66,74}, G. G. Dincer , Y. Komurcu , S. Sen ⁷⁵

Istanbul University, Istanbul, Turkey

O. Aydilek ²⁴, S. Cerci ⁶⁹, V. Epshteyn , B. Hacisahinoglu , I. Hos ⁷⁶, B. Kaynak , S. Ozkorucuklu , O. Potok , H. Sert , C. Simsek , C. Zorbilmez 

Yildiz Technical University, Istanbul, Turkey

B. Isildak ⁷⁷, D. Sunar Cerci ⁶⁹















Institute for Scintillation Materials of National Academy of Science of Ukraine, Kharkiv, Ukraine

A. Boyaryntsev , B. Grynyov 


















National Science Centre, Kharkiv Institute of Physics and Technology, Kharkiv, Ukraine

L. Levchuk 



































University of Bristol, Bristol, UK

D. Anthony , J. J. Brooke , A. Bundock , F. Bury , E. Clement , D. Cussans , H. Flacher , M. Glowacki, J. Goldstein , H. F. Heath , M. -L. Holmberg , L. Kreczko , S. Paramesvaran , L. Robertshaw, S. Seif El Nasr-Storey, V. J. Smith , N. Stylianou ⁷⁸, K. Walkingshaw Pass



Rutherford Appleton Laboratory, Didcot, UK

A. H. Ball, K. W. Bell , A. Belyaev ⁷⁹, C. Brew , R. M. Brown , D. J. A. Cockerill , C. Cooke , K. V. Ellis, K. Harder , S. Harper , J. Linacre , K. Manolopoulos, D. M. Newbold , E. Olaiya, D. Petyt , T. Reis , A. R. Sahasransu , G. Salvi , T. Schuh, C. H. Shepherd-Themistocleous , I. R. Tomalin , T. Williams 

Imperial College, London, UK

R. Bainbridge , P. Bloch , C. E. Brown , O. Buchmuller, V. Cacchio, C. A. Carrillo Montoya , G. S. Chahal ⁸⁰, D. Colling , J. S. Dancu, I. Das , P. Dauncey , G. Davies , J. Davies, M. Della Negra , S. Fayer, G. Fedi , G. Hall , M. H. Hassanshahi , A. Howard, G. Iles , M. Knight , J. Langford , J. León Holgado , L. Lyons , A. -M. Magnan , S. Malik, M. Mieskolainen , J. Nash ⁸¹, M. Pesaresi , B. C. Radburn-Smith , A. Richards, A. Rose , K. Savva , C. Seez , R. Shukla , A. Tapper , K. Uchida , G. P. Uttley , L. H. Vage, T. Virdee ³¹, M. Vojinovic , N. Wardle , D. Winterbottom 

Brunel University, Uxbridge, UK

K. Coldham, J. E. Cole , A. Khan, P. Kyberd , I. D. Reid 

Baylor University, Waco, TX, USA

S. Abdullin , A. Brinkerhoff , B. Caraway , E. Collins , J. Dittmann , K. Hatakeyama , J. Hiltbrand , B. McMaster , S. Sawant , C. Sutantawibul , J. Wilson 





















Catholic University of America, Washington, DC, USA

R. Bartek , A. Dominguez , C. Huerta Escamilla, A. E. Simsek , R. Uniyal , A. M. Vargas Hernandez 


















The University of Alabama, Tuscaloosa, AL, USA

B. Bam , R. Chudasama , S. I. Cooper , S. V. Gleyzer , C. U. Perez , P. Rumerio ⁸², E. Usai , R. Yi 




















Boston University, Boston, MA, USA

A. Akpınar , D. Arcaro , C. Cosby , Z. Demiragli , C. Erice , C. Fangmeier , C. Fernandez Madrazo , E. Fontanesi , D. Gastler , F. Golf , S. Jeon , I. Reed , J. Rohlf , K. Salyer , D. Sperka , D. Spitzbart , I. Suarez , A. Tsatsos , S. Yuan , A. G. Zecchinelli 











Brown University, Providence, RI, USA

G. Benelli , X. Coubez²⁶, D. Cutts , M. Hadley , U. Heintz , J. M. Hogan ⁸³, T. Kwon , G. Landsberg , K. T. Lau , D. Li , J. Luo , S. Mondal , M. Narain [†], N. Pervan , S. Sagir ⁸⁴, F. Simpson , M. Stamenkovic , N. Venkatasubramanian, X. Yan , W. Zhang






University of California, Davis, CA, USA

S. Abbott , J. Bonilla , C. Brainerd , R. Breedon , H. Cai , M. Calderon De La Barca Sanchez , M. Chertok , M. Citron , J. Conway , P. T. Cox , R. Erbacher , F. Jensen , O. Kukral , G. Mocellin , M. Mulhearn , D. Pellett , W. Wei , Y. Yao , F. Zhang 







University of California, Los Angeles, CA, USA

M. Bachtis , R. Cousins , A. Datta , G. Flores Avila, J. Hauser , M. Ignatenko , M. A. Iqbal , T. Lam , E. Manca , A. Nunez Del Prado, D. Saltzberg , V. Valuev 

















University of California, Riverside, Riverside, CA, USA

R. Clare , J. W. Gary , M. Gordon, G. Hanson , W. Si , S. Wimpenny [†]


University of California, San Diego, La Jolla, CA, USA

J. G. Branson , S. Cittolin , S. Cooperstein , D. Diaz , J. Duarte , L. Giannini , J. Guiang , R. Kansal , V. Krutelyov , R. Lee , J. Letts , M. Masciovecchio , F. Mokhtar , S. Mukherjee , M. Pieri , M. Quinnan , B. V. Sathia Narayanan , V. Sharma , M. Tadel , E. Vourliotis , F. Würthwein , Y. Xiang , A. Yagil 
















Department of Physics, University of California, Santa Barbara, Santa Barbara, CA, USA

A. Barzdukas , L. Brennan , C. Campagnari , J. Incandela , J. Kim , A. J. Li , P. Masterson , H. Mei , J. Richman , U. Sarica , R. Schmitz , F. Setti , J. Sheplock , D. Stuart , T. Á. Vámi , S. Wang 

California Institute of Technology, Pasadena, CA, USA

A. Bornheim , O. Cerri, A. Latorre, J. Mao , H. B. Newman , G. Reales Gutiérrez, M. Spiropulu , J. R. Vlimant , C. Wang , S. Xie , R. Y. Zhu 
















Carnegie Mellon University, Pittsburgh, PA, USA

J. Alison , S. An , M. B. Andrews , P. Bryant , M. Cremonesi, V. Dutta , T. Ferguson , A. Harilal , C. Liu , T. Mudholkar , S. Murthy , P. Palit , M. Paulini , A. Roberts , A. Sanchez , W. Terrill 











































































University of Colorado Boulder, Boulder, CO, USA

J. P. Cumalat , W. T. Ford , A. Hart , A. Hassani , G. Karathanasis , N. Manganelli , A. Perloff , C. Savard , N. Schonbeck , K. Stenson , K. A. Ulmer , S. R. Wagner , N. Zipper , D. Zuolo 




















Cornell University, Ithaca, NY, USA

J. Alexander , S. Bright-Thonney , X. Chen , D. J. Cranshaw , J. Fan , X. Fan , S. Hogan , P. Kotamnives, J. Monroy , M. Oshiro , J. R. Patterson , J. Reichert , M. Reid , A. Ryd , J. Thom , P. Wittich , R. Zou 

Fermi National Accelerator Laboratory, Batavia, IL, USA

M. Albrow , M. Alyari , O. Amram , G. Apollinari , A. Apresyan , L. A. T. Bauerdick , D. Berry , J. Berryhill , P. C. Bhat , K. Burkett , J. N. Butler , A. Canepa , G. B. Cerati , H. W. K. Cheung , F. Chlebana , G. Cummings , J. Dickinson , I. Dutta , V. D. Elvira , Y. Feng , J. Freeman , A. Gandrakota , Z. Gece , L. Gray , D. Green, A. Grummer , S. Grünendahl , D. Guerrero , O. Gutsche , R. M. Harris , R. Heller , T. C. Herwig , J. Hirschauer , L. Horyn , B. Jayatilaka , S. Jindariani , M. Johnson , U. Joshi , T. Klijnsma , B. Klima , K. H. M. Kwok , S. Lammel , D. Lincoln , R. Lipton , T. Liu , C. Madrid , K. Maeshima , C. Mantilla , D. Mason , P. McBride , P. Merkel , S. Mrenna , S. Nahn , J. Ngadiuba , D. Noonan , V. Papadimitriou , N. Pastika , K. Pedro , C. Pena ⁸⁵, F. Ravera , A. Reinsvold Hall ⁸⁶, L. Ristori , E. Sexton-Kennedy , N. Smith , A. Soha , L. Spiegel , S. Stoynev , J. Strait , L. Taylor , S. Tkaczyk , N. V. Tran , L. Uplegger , E. W. Vaandering , A. Whitbeck , I. Zoi 




University of Florida, Gainesville, FL, USA

C. Aruta , P. Avery , D. Bourilkov , L. Cadamuro , P. Chang , V. Cherepanov , R. D. Field, E. Koenig , M. Kolosova , J. Konigsberg , A. Korytov , K. Matchev , N. Menendez , G. Mitselmakher , K. Mohrman , A. Muthirakalayil Madhu , N. Rawal , D. Rosenzweig , S. Rosenzweig , J. Wang 
























Florida State University, Tallahassee, FL, USA

T. Adams , A. Al Kadhimi , A. Askew , S. Bower , R. Habibullah , V. Hagopian , R. Hashmi , R. S. Kim , S. Kim , T. Kolberg , G. Martinez, H. Prosper , P. R. Prova, M. Wulansatiti , R. Yohay , J. Zhang












Florida Institute of Technology, Melbourne, FL, USA

B. Alsufyani, M. M. Baarmand , S. Butalla , S. Das , T. Elkafrawy ⁵⁵, M. Hohlmann , R. Kumar Verma , M. Rahmani, E. Yanes

University of Illinois Chicago, Chicago, USA

M. R. Adams , A. Baty , C. Bennett, R. Cavanaugh , R. Escobar Franco , O. Evdokimov , C. E. Gerber , M. Hawksworth, A. Hingrajiya, D. J. Hofman , J. h. Lee , D. S. Lemos , A. H. Merrit , C. Mills , S. Nanda , G. Oh , B. Ozek , D. Pilipovic , R. Pradhan , E. Prifti, T. Roy , S. Rudrabhatla , M. B. Tonjes , N. Varelas , M. A. Wadud , Z. Ye , J. Yoo 

























The University of Iowa, Iowa City, IA, USA

M. Alhusseini , D. Blend, K. Dilsiz ⁸⁷, L. Emediato , G. Karaman , O. K. Köseyan , J. -P. Merlo, A. Mestvirishvili ⁸⁸, J. Nachtman , O. Neogi, H. Ogul ⁸⁹, Y. Onel , A. Penzo , C. Snyder, E. Tiras ⁹⁰










Johns Hopkins University, Baltimore, MD, USA

B. Blumenfeld , L. Corcodilos , J. Davis , A. V. Gritsan , L. Kang , S. Kyriacou , P. Maksimovic , M. Roguljic , J. Roskes , S. Sekhar , M. Swartz 

The University of Kansas, Lawrence, KS, USA

A. Abreu , L. F. Alcerro Alcerro , J. Anguiano , P. Baringer , A. Bean , Z. Flowers , D. Grove , J. King , G. Krintiras , M. Lazarovits , C. Le Mahieu , J. Marquez , N. Minafra , M. Murray , M. Nickel , M. Pitt , S. Popescu ⁹¹, C. Rogan , C. Royon , R. Salvatico , S. Sanders , C. Smith , Q. Wang , G. Wilson 

Kansas State University, Manhattan, KS, USA

B. Allmond , R. Gujju Gurunadha , A. Ivanov , K. Kaadze , A. Kalogeropoulos , Y. Maravin , J. Natoli , D. Roy , G. Sorrentino 






















Lawrence Livermore National Laboratory, Livermore, CA, USA

F. Rebassoo , D. Wright 














University of Maryland, College Park, MD, USA

A. Baden , A. Belloni , Y. M. Chen , S. C. Eno , N. J. Hadley , S. Jabeen , R. G. Kellogg , T. Koeth , Y. Lai , S. Lascio , A. C. Mignerey , S. Nabili , C. Palmer , C. Papageorgakis , M. M. Paranjpe, L. Wang 


Massachusetts Institute of Technology, Cambridge, MA, USA

J. Bendavid , I. A. Cali , M. D'Alfonso , J. Eysermans , C. Freer , G. Gomez-Ceballos , M. Goncharov, G. Grosso, P. Harris, D. Hoang, D. Kovalskyi , J. Krupa , L. Lavezzo , Y. -J. Lee , K. Long , A. Novak , C. Paus , D. Rankin , C. Roland , G. Roland , S. Rothman , G. S. F. Stephans , Z. Wang , B. Wyslouch , T. J. Yang 













University of Minnesota, Minneapolis, MN, USA

B. Crossman , B. M. Joshi , C. Kapsiak , M. Krohn , D. Mahon , J. Mans , B. Marzocchi , S. Pandey , M. Revering , R. Rusack , R. Saradhy , N. Schroeder , N. Strobbe 



University of Mississippi, Oxford, MS, USA

L. M. Cremaldi 

University of Nebraska-Lincoln, Lincoln, NE, USA

K. Bloom , D. R. Claes , G. Haza , J. Hossain , C. Joo , I. Kravchenko , J. E. Siado , W. Tabb , A. Vagnerini , A. Wightman , F. Yan , D. Yu 

State University of New York at Buffalo, Buffalo, NY, USA

H. Bandyopadhyay , L. Hay , I. Iashvili , A. Kharchilava , M. Morris , D. Nguyen , S. Rappoccio , H. Rejeb Sfar, A. Williams 



























Northeastern University, Boston, MA, USA

G. Alverson , E. Barberis , J. Dervan, Y. Haddad , Y. Han , A. Krishna , J. Li , M. Lu , G. Madigan , R. Mccarthy , D. M. Morse , V. Nguyen , T. Orimoto , A. Parker , L. Skinnari , D. Wood 

Northwestern University, Evanston, IL, USA

J. Bueghly, Z. Chen , S. Dittmer , K. A. Hahn , Y. Liu , Y. Miao , D. G. Monk , M. H. Schmitt , A. Taliercio , M. Velasco



University of Notre Dame, Notre Dame, IN, USA

G. Agarwal , R. Band , R. Bucci, S. Castells , A. Das , R. Goldouzian , M. Hildreth , K. W. Ho , K. Hurtado Anampa , T. Ivanov , C. Jessop , K. Lannon , J. Lawrence , N. Loukas , L. Lutton , J. Mariano, N. Marinelli, I. Mcalister, T. McCauley , C. Mcgrady , C. Moore , Y. Musienko ¹⁶, H. Nelson , M. Osherson , A. Piccinelli , R. Ruchti , A. Townsend , Y. Wan, M. Wayne , H. Yockey, M. Zarucki , L. Zygala 

The Ohio State University, Columbus, OH, USA

A. Basnet , B. Bylsma, M. Carrigan , L. S. Durkin , C. Hill , M. Joyce , M. Nunez Ornelas , K. Wei, B. L. Winer , B. R. Yates 




















Princeton University, Princeton, NJ, USA

F. M. Addesa , H. Bouchamaoui , P. Das , G. Dezoort , P. Elmer , A. Frankenthal , B. Greenberg , N. Haubrich , G. Kopp , S. Kwan , D. Lange , A. Loeliger , D. Marlow , I. Ojalvo , J. Olsen , A. Shevelev , D. Stickland , C. Tully 




University of Puerto Rico, Mayaguez, PR, USA

S. Malik 












Purdue University, Indiana, WL, USA

A. S. Bakshi , V. E. Barnes , S. Chandra , R. Chawla , A. Gu , L. Gutay, M. Jones , A. W. Jung , D. Kondratyev , A. M. Koshy, M. Liu , G. Negro , N. Neumeister , G. Paspalaki , S. Piperov , V. Scheurer, J. F. Schulte , M. Stojanovic , J. Thieman , A. K. Viridi , F. Wang , W. Xie 











Purdue University Northwest, Hammond, IN, USA

J. Dolen , N. Parashar , A. Pathak 


Rice University, Houston, TX, USA

D. Acosta , T. Carnahan , K. M. Ecklund , P. J. Fernández Manteca , S. Freed, P. Gardner, F. J. M. Geurts , W. Li , O. Miguel Colin , B. P. Padley , R. Redjimi, J. Rotter , E. Yigitbasi , Y. Zhang 




















University of Rochester, Rochester, NY, USA

A. Bodek , P. de Barbaro , R. Demina , J. L. Dulemba , A. Garcia-Bellido , O. Hindrichs , A. Khukhunaishvili , N. Parmar, P. Parygin ⁹², E. Popova , R. Taus 

The Rockefeller University, New York, NY, USA

K. Goulianos 

Rutgers, The State University of New Jersey, Piscataway, NJ, USA

B. Chiarito, J. P. Chou , S. V. Clark , D. Gadkari , Y. Gershtein , E. Halkiadakis , M. Heindl , C. Houghton , D. Jaroslawski , O. Karacheban ²⁹, I. Laflotte , A. Lath , R. Montalvo, K. Nash, H. Routray , P. Saha , S. Salur , S. Schnetzer, S. Somalwar , R. Stone , S. A. Thayil , S. Thomas, J. Vora , H. Wang 










University of Tennessee, Knoxville, TN, USA

H. Acharya, D. Ally , A. G. Delannoy , S. Fiorendi , S. Higginbotham , T. Holmes , A. R. Kanuganti , N. Karunarathna , L. Lee , E. Nibigira , S. Spanier 

Texas A&M University, College Station, TX, USA

D. Aebi , M. Ahmad , O. Bouhali ⁹³, R. Eusebi , J. Gilmore , T. Huang , T. Kamon ⁹⁴, H. Kim , S. Luo , R. Mueller , D. Overton , D. Rathjens , A. Safonov 

Texas Tech University, Lubbock, TX, USA

N. Akchurin , J. Dangov , V. Hegde , A. Hussain , Y. Kazhykarim, K. Lamichhane , S. W. Lee , A. Mankel , T. Peltola , I. Volobouev 

Vanderbilt University, Nashville, TN, USA

E. Appelt , Y. Chen , S. Greene, A. Gurrola , W. Johns , R. Kunnawalkam Elayavalli , A. Melo , F. Romeo , P. Sheldon , S. Tuo , J. Velkovska , J. Viinikainen 


















University of Virginia, Charlottesville, VA, USA

B. Cardwell , B. Cox , J. Hakala , R. Hirosky , A. Ledovskoy , C. Neu , C. E. Perez Lara 

Wayne State University, Detroit, MI, USA

S. Bhattacharya , P. E. Karchin 

University of Wisconsin-Madison, Madison, WI, USA

A. Aravind, S. Banerjee , K. Black , T. Bose , S. Dasu , I. De Bruyn , P. Everaerts , C. Galloni, H. He , M. Herndon , A. Herve , C. K. Koraka , A. Lanaro, R. Loveless , J. Madhusudanan Sreekala , A. Mallampalli , A. Mohammadi , S. Mondal, G. Parida , L. Pétré , D. Pinna, A. Savin, V. Shang , V. Sharma , W. H. Smith , D. Teague, H. F. Tsoi , W. Vetens , A. Warden

Authors Affiliated with an Institute or an International Laboratory Covered by a Cooperation Agreement with CERN, Geneva, Switzerland

S. Afanasiev , V. Andreev , Yu. Andreev , T. Aushev , M. Azarkin , I. Azhgirey , A. Babaev , A. Belyaev , V. Blinov ⁹⁵, E. Boos , V. Borshch , D. Budkouski , V. Bunichev , M. Chadeeva ⁹⁵, V. Chekhovsky, R. Chistov ⁹⁵, A. Dermenev , T. Dimova ⁹⁵, D. Druzhkin ⁹⁶, M. Dubinin ⁸⁵, L. Dudko , A. Ershov , G. Gavrilo , V. Gavrilo , S. Gninenko , V. Golovtsov , N. Golubev , I. Golutvin , I. Gorbunov , Y. Ivanov , V. Kachanov , V. Karjavine , A. Karneyeu , V. Kim ⁹⁵, M. Kirakosyan, D. Kirpichnikov , M. Kirsanov , V. Klyukhin , O. Kodolova ⁹⁷, D. Konstantinov , V. Korenkov , A. Kozyrev ⁹⁵, N. Krasnikov , A. Lanev , P. Levchenko ⁹⁸, N. Lychkovskaya , V. Makarenko , A. Malakhov , V. Matveev ⁹⁵, V. Murzin , A. Nikitenko ^{97,99}, S. Obraztsov , V. Oreshkin , V. Palichik , V. Perelygin , M. Perfilov, S. Petrushanko , S. Polikarpov ⁹⁵, V. Popov , O. Radchenko ⁹⁵, R. Ryutin, M. Savina , V. Savrin , V. Shalae , S. Shmatov , S. Shulha , Y. Skovpen ⁹⁵, S. Slabospitskii , V. Smirnov , D. Sosnov , V. Sulimov , E. Tcherniaev , A. Terkulov , O. Teryaev , I. Tisova , A. Toropin , L. Uvarov , A. Uzunian , A. Vorobyev[†], G. Vorotnikov , N. Voytishin , B. S. Yuldashev¹⁰⁰, A. Zarubin , I. Zhizhin , A. Zhokin

† Deceased

- 1: Also at Yerevan State University, Yerevan, Armenia
- 2: Also at TU Wien, Vienna, Austria
- 3: Also at Institute of Basic and Applied Sciences, Faculty of Engineering, Arab Academy for Science, Technology and Maritime Transport, Alexandria, Egypt
- 4: Also at Ghent University, Ghent, Belgium
- 5: Also at Universidade Estadual de Campinas, Campinas, Brazil
- 6: Also at Federal University of Rio Grande do Sul, Porto Alegre, Brazil
- 7: Also at UFMS, Nova Andradina, Brazil
- 8: Also at Nanjing Normal University, Nanjing, China
- 9: Now at The University of Iowa, Iowa City, IA, USA
- 10: Also at University of Chinese Academy of Sciences, Beijing, China
- 11: Also at China Center of Advanced Science and Technology, Beijing, China
- 12: Also at University of Chinese Academy of Sciences, Beijing, China
- 13: Also at China Spallation Neutron Source, Guangdong, China
- 14: Now at Henan Normal University, Xinxiang, China
- 15: Also at Université Libre de Bruxelles, Brussels, Belgium
- 16: Also at an Institute or an International Laboratory Covered by a Cooperation Agreement with CERN, Geneva, Switzerland
- 17: Also at Cairo University, Cairo, Egypt
- 18: Also at Suez University, Suez, Egypt
- 19: Now at British University in Egypt, Cairo, Egypt
- 20: Also at Purdue University, West Lafayette, IN, USA
- 21: Also at Université de Haute Alsace, Mulhouse, France

- 22: Also at Department of Physics, Tsinghua University, Beijing, China
- 23: Also at The University of the State of Amazonas, Manaus, Brazil
- 24: Also at Erzincan Binali Yildirim University, Erzincan, Turkey
- 25: Also at University of Hamburg, Hamburg, Germany
- 26: Also at III. Physikalisches Institut A, RWTH Aachen University, Aachen, Germany
- 27: Also at Isfahan University of Technology, Isfahan, Iran
- 28: Also at Bergische University Wuppertal (BUW), Wuppertal, Germany
- 29: Also at Brandenburg University of Technology, Cottbus, Germany
- 30: Also at Forschungszentrum Jülich, Juelich, Germany
- 31: Also at CERN, European Organization for Nuclear Research, Geneva, Switzerland
- 32: Also at Institute of Physics, University of Debrecen, Debrecen, Hungary
- 33: Also at Institute of Nuclear Research ATOMKI, Debrecen, Hungary
- 34: Now at Universitatea Babeş-Bolyai-Facultatea de Fizica, Cluj-Napoca, Romania
- 35: Also at MTA-ELTE Lendület CMS Particle and Nuclear Physics Group, Eötvös Loránd University, Budapest, Hungary
- 36: Also at Physics Department, Faculty of Science, Assiut University, Assiut, Egypt
- 37: Also at HUN-REN Wigner Research Centre for Physics, Budapest, Hungary
- 38: Also at Punjab Agricultural University, Ludhiana, India
- 39: Also at University of Visva-Bharati, Santiniketan, India
- 40: Also at Indian Institute of Science (IISc), Bangalore, India
- 41: Also at Birla Institute of Technology, Mesra, Mesra, India
- 42: Also at IIT Bhubaneswar, Bhubaneswar, India
- 43: Also at Institute of Physics, Bhubaneswar, India
- 44: Also at University of Hyderabad, Hyderabad, India
- 45: Also at Deutsches Elektronen-Synchrotron, Hamburg, Germany
- 46: Also at Department of Physics, Isfahan University of Technology, Isfahan, Iran
- 47: Also at Sharif University of Technology, Tehran, Iran
- 48: Also at Department of Physics, University of Science and Technology of Mazandaran, Behshahr, Iran
- 49: Also at Helwan University, Cairo, Egypt
- 50: Also at Italian National Agency for New Technologies, Energy and Sustainable Economic Development, Bologna, Italy
- 51: Also at Centro Siciliano di Fisica Nucleare e di Struttura Della Materia, Catania, Italy
- 52: Also at Università degli Studi Guglielmo Marconi, Rome, Italy
- 53: Also at Scuola Superiore Meridionale, Università di Napoli 'Federico II', Naples, Italy
- 54: Also at Fermi National Accelerator Laboratory, Batavia, IL, USA
- 55: Also at Ain Shams University, Cairo, Egypt
- 56: Also at Consiglio Nazionale delle Ricerche-Istituto Officina dei Materiali, Perugia, Italy
- 57: Also at Department of Applied Physics, Faculty of Science and Technology, Universiti Kebangsaan Malaysia, Bangi, Malaysia
- 58: Also at Consejo Nacional de Ciencia y Tecnología, Mexico City, Mexico
- 59: Also at Trincomalee Campus, Eastern University, Nilaveli, Sri Lanka
- 60: Also at Saegis Campus, Nugegoda, Sri Lanka
- 61: Also at National and Kapodistrian University of Athens, Athens, Greece
- 62: Also at Ecole Polytechnique Fédérale Lausanne, Lausanne, Switzerland
- 63: Also at Universität Zürich, Zurich, Switzerland
- 64: Also at Stefan Meyer Institute for Subatomic Physics, Vienna, Austria
- 65: Also at Laboratoire d'Annecy-le-Vieux de Physique des Particules, IN2P3-CNRS, Annecy-le-Vieux, France
- 66: Also at Research Center of Experimental Health Science, Near East University, Mersin, Turkey
- 67: Also at Konya Technical University, Konya, Turkey
- 68: Also at Izmir Bakircay University, Izmir, Turkey
- 69: Also at Adiyaman University, Adiyaman, Turkey
- 70: Also at Bozok Universitetesi Rektörlüğü, Yozgat, Turkey
- 71: Also at Marmara University, Istanbul, Turkey
- 72: Also at Milli Savunma University, Istanbul, Turkey
- 73: Also at Kafkas University, Kars, Turkey

- 74: Now at Istanbul Okan University, Istanbul, Turkey
- 75: Also at Hacettepe University, Ankara, Turkey
- 76: Also at Faculty of Engineering, Istanbul University-Cerrahpasa, Istanbul, Turkey
- 77: Also at Yildiz Technical University, Istanbul, Turkey
- 78: Also at Vrije Universiteit Brussel, Brussels, Belgium
- 79: Also at School of Physics and Astronomy, University of Southampton, Southampton, UK
- 80: Also at IPPP Durham University, Durham, UK
- 81: Also at Faculty of Science, Monash University, Clayton, Australia
- 82: Also at Università di Torino, Turin, Italy
- 83: Also at Bethel University, St. Paul, MN, USA
- 84: Also at Karamanoğlu Mehmetbey University, Karaman, Turkey
- 85: Also at California Institute of Technology, Pasadena, CA, USA
- 86: Also at United States Naval Academy, Annapolis, MD, USA
- 87: Also at Bingol University, Bingol, Turkey
- 88: Also at Georgian Technical University, Tbilisi, Georgia
- 89: Also at Sinop University, Sinop, Turkey
- 90: Also at Erciyes University, Kayseri, Turkey
- 91: Also at Horia Hulubei National Institute of Physics and Nuclear Engineering (IFIN-HH), Bucharest, Romania
- 92: Now at an Institute or an International Laboratory Covered by a Cooperation Agreement with CERN, Geneva, Switzerland
- 93: Also at Texas A&M University at Qatar, Doha, Qatar
- 94: Also at Kyungpook National University, Daegu, Korea
- 95: Also at Another Institute or International Laboratory Covered by a Cooperation Agreement with CERN, Geneva, Switzerland
- 96: Also at Universiteit Antwerpen, Antwerp, Belgium
- 97: Also at Yerevan Physics Institute, Yerevan, Armenia
- 98: Also at Northeastern University, Boston, MA, USA
- 99: Also at Imperial College, London, UK
- 100: Also at Institute of Nuclear Physics of the Uzbekistan Academy of Sciences, Tashkent, Uzbekistan