



CMS-SMP-21-004
TOTEM 2024-001



CERN-EP-2023-279
2024/01/25

Nonresonant central exclusive production of charged-hadron pairs in proton-proton collisions at $\sqrt{s} = 13 \text{ TeV}$

CMS and TOTEM Collaborations*

Abstract

The central exclusive production of charged-hadron pairs in pp collisions at a centre-of-mass energy of 13 TeV is examined, based on data collected in a special high- β^* run of the LHC. The nonresonant continuum processes are studied with the invariant mass of the centrally produced two-pion system in the resonance-free region, $m_{\pi^+\pi^-} < 0.7 \text{ GeV}$ or $m_{\pi^+\pi^-} > 1.8 \text{ GeV}$. Differential cross sections as functions of the azimuthal angle between the surviving protons, squared exchanged four-momenta, and $m_{\pi^+\pi^-}$ are measured in a wide region of scattered proton transverse momenta, between 0.2 and 0.8 GeV, and for pion rapidities $|y| < 2$. A rich structure of interactions related to double-pomeron exchange is observed. A parabolic minimum in the distribution of the two-proton azimuthal angle is observed for the first time. It can be interpreted as an effect of additional pomeron exchanges between the protons from the interference between the bare and the rescattered amplitudes. After model tuning, various physical quantities are determined that are related to the pomeron cross section, proton-pomeron and meson-pomeron form factors, pomeron trajectory and intercept, and coefficients of diffractive eigenstates of the proton.

Submitted to Physical Review D

1 Introduction

The cross sections of proton-proton (pp) and proton-antiproton ($p\bar{p}$) interactions steadily rise with the centre-of-mass energy, and approach each other at high energies [1]. This observation was initially explained assuming the exchange of a family of particles [2] with the vacuum quantum numbers of the pomeron [3]. This pomeron is now interpreted in terms of the sum of ladder-type diagrams (multiperipheral model [4]) composed of gluons. Pomeron physics, its nonperturbative characteristics, and its relations with the theory of the strong interaction (quantum chromodynamics, QCD) are a topic of ongoing research both experimentally and theoretically [3, 5, 6].

In pp collisions, the central exclusive production of a few particles (Fig. 1) offers a clean laboratory for the study of various phenomena [7], and is often seen as a discovery channel for new physics coupled to quarks and gluons. At high energies, the exchange of hadrons is suppressed and, for not too small momentum transfers, these central exclusive processes are dominated by double-pomeron exchange. They provide a gluon-rich environment, which may lead to the creation of hadrons free of valence quarks, collectively called glueballs [8], whose existence is yet to be experimentally demonstrated.

Double-pomeron exchange processes in pp collisions were intensively studied at CERN in the 1990s [9, 10] at $\sqrt{s} = 12.7, 23.8,$ and 29 GeV, with the most significant results published by the WA102 Collaboration [11–14], which concluded that the pomeron has a vector-like behaviour. With the advent of high energy collider experiments, there is a renewed interest in the study of central exclusive production, especially in double-pomeron exchange processes. Measurements in $p\bar{p}$ collisions at $\sqrt{s} = 0.9$ and 1.96 TeV were performed by the CDF Collaboration [15] at the Fermilab Tevatron, and in pp collisions by the STAR Collaboration [16] at $\sqrt{s} = 0.2$ TeV at the BNL RHIC. Recent measurements in pp collisions at $\sqrt{s} = 7$ TeV were reported by the ATLAS Collaboration [17] at the LHC.

The CMS Collaboration at the LHC has recently published a study of central exclusive $\pi^+\pi^-$ production at $\sqrt{s} = 5.02$ and 13 TeV [18] exploiting the presence of rapidity (y) gaps between the $\pi^+\pi^-$ system and the outgoing (untagged) protons. The present study at $\sqrt{s} = 13$ TeV is based on data with an integrated luminosity, 4.7 pb^{-1} , that is more than four orders of magnitude higher, where the kinematic variables of both the forward-scattered protons and the centrally produced charged-hadron pair are measured with high precision.

Central exclusive production of hadron pairs is an active area of theoretical study, and several groups are investigating the scalar, vector, or tensor nature of the pomeron [19, 20], producing detailed predictions for $\pi^+\pi^-$ [21], K^+K^- [22], and $p\bar{p}$ production [23], and studying various absorptive effects and properties of diffractive eigenstates [24–26]. Monte Carlo (MC) event generators [27] that describe these processes are available with empirical parametrisations [28, 29].

In this paper, after a theoretical introduction, details of the CMS and TOTEM detectors, and the outline of the analysis are presented in Section 1. The conditions of data-taking are discussed in Section 2, with the reconstruction and corrections of scattered protons in the Roman pots (Section 3) and those of produced particles in the central region (Section 4). Event classification is described in Section 5. Results, model tuning, and data-model comparisons are shown next (Section 6), and the paper ends with a summary in Section 7.

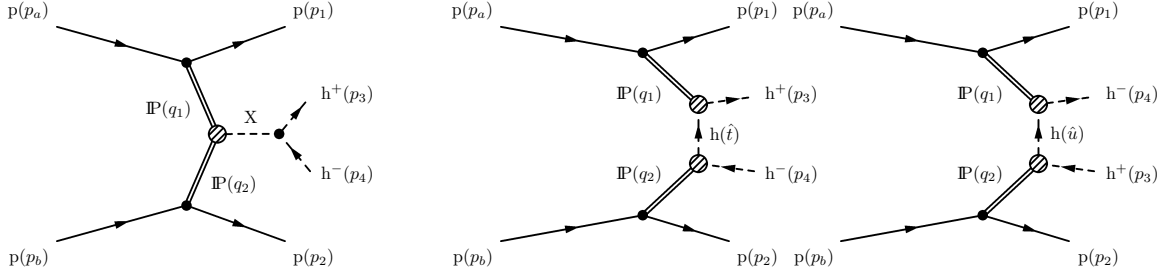


Figure 1: Born-level Feynman diagrams for central exclusive production of hadron pairs via double-pomeron exchange, depicting resonant (left) and nonresonant continuum (centre: t -channel, right: u -channel) contributions.

1.1 Theoretical background

Proton-proton collisions can be either elastic or inelastic. The latter include double-pomeron exchange, single- and double-diffractive, as well as nondiffractive and photon fusion processes. The elastic scattering of protons is essentially understood through the exchange of pomerons and also odderons [30]. Born-level Feynman diagrams of processes playing a role in central exclusive production of charged-hadron pairs via double-pomeron exchange are shown in Fig. 1. We distinguish two main processes. The two pomerons may fuse through a short-lived resonance (X), which in turn decays into a pair of oppositely charged hadrons. Alternatively, the two pomerons may interact via the exchange of a virtual hadron (h), leading to the production of a pair of oppositely charged hadrons in a nonresonant process, the topic of the present study. Both t -channel and u -channel graphs must be included. The variables of the outgoing protons are labelled with subscripts 1 and 2, and the produced hadron ones with subscripts 3 and 4.

Such a simple picture becomes more complicated when the effects of suppression, absorption, and other corrections are properly included. Here we follow the notations of Ref. [19]. The matrix element for the nonresonant continuum process is

$$\mathcal{M} = M_{13}(t_1, s_{13}) \frac{F_m^2(\hat{t})}{\hat{t} - m^2} M_{24}(t_2, s_{24}) + M_{14}(t_1, s_{14}) \frac{F_m^2(\hat{u})}{\hat{u} - m^2} M_{23}(t_2, s_{23}), \quad (1)$$

where p_a and p_b are the momenta of the incoming protons, $t_1 = (p_1 - p_a)^2$, $t_2 = (p_2 - p_b)^2$, M_{ik} denotes the “interaction” between one of the scattered protons and one of the created hadrons, $s_{ik} = (p_i + p_k)^2$, $\hat{t} = (p_3 - q_1)^2 = (p_4 - q_2)^2$ and $\hat{u} = (p_4 - q_1)^2 = (p_3 - q_2)^2$. The meson-pomeron form factor $F_m(\hat{t})$ is included twice, once for each vertex connected to the meson. The propagator $(\hat{t} - m^2)^{-1}$ of the virtual hadron is also present, where m is the mass of the exchanged meson. At high meson-proton centre-of-mass energies ($\sqrt{s_{ik}} > 20$ GeV) the double-pomeron exchange contribution dominates,

$$M_{ik}(t_i, s_{ik}) = i s_{ik} \sigma_0 \left(\frac{s_{ik}}{s_0} \right)^{\alpha_{\mathbb{P}}(t_i) - 1} F_p(t), \quad (2)$$

which is the product of the proton-hadron cross section term $s^{\alpha_{\mathbb{P}}}$ and the exponential proton-pomeron form factor $F_p(t) = \exp(B_{\mathbb{P}}/2t)$. From a fit to the energy dependence of the measured cross sections [31], the strength parameter is $\sigma_0 \approx 13.63$ mb ($\pi^+\pi^-$ production) or 11.82 mb (K^+K^- production), $s_0 = 1$ GeV² is a dimensional constant, $B_{\mathbb{P}}$ is related to the proton-pomeron vertex (usually $B_{\mathbb{P}} = 5.5\text{--}6.0$ GeV² is assumed), and the soft-pomeron trajectory is $\alpha_{\mathbb{P}}(t) = 1.0808 + 0.25 \text{ GeV}^{-2} t = \alpha_{\mathbb{P}}(0) + \alpha'_{\mathbb{P}}(0)t$. The cross section is proportional to $||M^2/s^2$.

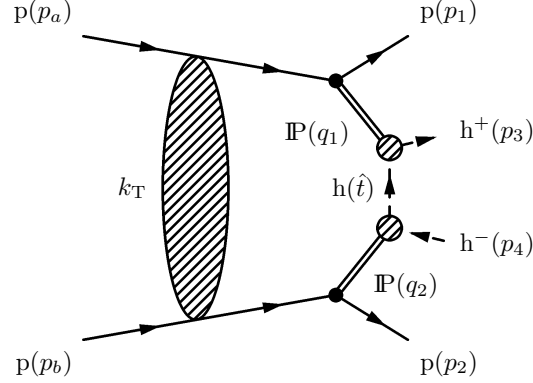


Figure 2: Feynman diagram for the nonresonant continuum of central exclusive production of hadron pairs via double-pomeron exchange, including the rescattering correction.

The strength parameter (referred to as σ_0 in the following), the intercept $\alpha_{\mathbb{P}}(0)$, and the slope $\alpha'_{\mathbb{P}}(0)$ of the pomeron trajectory are usually taken from the Donnachie–Landshoff model [31], based on a fit to the \sqrt{s} -dependence of the total cross sections. A more complete analysis was performed by the COMPETE Collaboration [32].

The meson-pomeron form factor takes into account that the virtual meson is off-shell. There are several parametrisations [19, 27] available for $F_m(\hat{t})$:

$$\begin{cases} \exp(b_{\text{exp}}(\hat{t} - m^2)) & \text{(exponential),} \\ \exp\left(b_{\text{ore}}\left[a_{\text{ore}} - \sqrt{a_{\text{ore}}^2 - (\hat{t} - m^2)}\right]\right) & \text{(Orear [33]),} \\ 1/(1 - b_{\text{pow}}(\hat{t} - m^2)) & \text{(power-law).} \end{cases} \quad (3)$$

They are equal to unity if the hadron is on-shell, $F_m(m^2) = 1$. The parameters b_{exp} , b_{pow} , a_{ore} , and b_{ore} are determined from measurement. To account for the low-mass diffractive dissociation of the proton, a multi-channel framework is needed, where the incoming proton is a coherent superposition of diffractive eigenstates with amplitudes a_i and coupling factors γ_i . A two-channel model is considered here, including a ground state p and its first excitation N^* . The coupling of the pomeron to the diffractive eigenstates is parametrised as in Ref. [27]

$$F_i(t) = \exp\left[-(b_i(c_i - t))^{d_i} + (b_i c_i)^{d_i}\right], \quad (4)$$

where b_i , c_i , and d_i are parameters. This factor is unity at $t = 0$ with $F_i(0) = 1$, and is a more complex version of the simple $F_p(t) = \exp(B_{\mathbb{P}}/2t)$ form displayed in Eq. (2).

Additional pomeron exchanges between the incoming (and outgoing) protons cause interference between the bare \mathcal{M} (Eq. (1)) and the rescattered \mathcal{M}_{res} amplitudes (Fig. 2). The resulting quantity is often referred to as the eikonal survival factor. The interference is expected to lead to dips in the angular distributions [27]. The rescattered amplitude is obtained through a loop integral over \vec{k}_T as

$$\mathcal{M}_{\text{res}} = \int d^2\vec{k}_T \mathcal{M}(\vec{p}_1 - \vec{k}_T, \vec{p}_2 + \vec{k}_T) \sum_{i,j} \gamma_i |a_i|^2 F_i(t_1) \gamma_j |a_j|^2 F_j(t_2) S_{ij}(k_T), \quad (5)$$

where t_1 and t_2 implicitly depend on \vec{k}_T . The screening amplitude S can come either from a

calculation, or from an empirical parametrisation of a direct measurement of the elastic differential pp cross section. In the calculation of the cross section, the bare amplitude \mathcal{M} is replaced by the sum of the bare and rescattered amplitudes, $\mathcal{M} + \mathcal{M}_{\text{res}}$.

1.2 The CMS and TOTEM detectors

The central feature of the CMS apparatus is a superconducting solenoid of 6 m internal diameter, providing a magnetic field of 3.8 T. Within the magnetic volume are a silicon pixel and strip tracker, a lead tungstate crystal electromagnetic calorimeter, and a brass and scintillator hadron calorimeter, each composed of a barrel and two endcap sections. Forward calorimeters extend the coverage provided by the barrel and endcap detectors. Muons are detected in gas-ionisation chambers embedded in the steel flux-return yoke outside the solenoid. The silicon tracker measures charged particles within the pseudorapidity range $|\eta| < 2.5$. During the LHC running period when these measurements were performed, the silicon tracker consisted of 1856 silicon pixel and 15 148 silicon strip detector modules. For nonisolated particles with transverse momentum $1 < p_T < 10$ GeV, the track resolutions are typically 1.5% in p_T and 20–75 μm in the transverse impact parameter [34]. A more detailed description of the CMS detector is reported in Ref. [35].

The proton spectrometer of the TOTEM experiment consists of two telescope arms, referred to as “Arm 1” and “Arm 2” for positive and negative η , respectively. The spectrometer is used to detect protons scattered at very small angles. In each arm, there are two detector “stations” located at about ± 213 and ± 220 m relative to the nominal interaction point. Each station consists of two units. Each unit has two vertical Roman pots (RPs), one located above, and one below the LHC beam. An RP contains ten layers of silicon strip detectors, placed alternately in two orthogonal orientations (u and v). They approach the beam to a distance of a few millimetres without affecting the LHC operation (they are retracted for injection). The RPs are used to detect protons deflected by only a few microradians relative to the beam, through reconstruction of their short track segments (“tracklets”). The kinematic variables of the scattered protons are reconstructed by modelling the transport of the protons from the interaction point to the RP location, through the inhomogeneous magnetic fields of several quadrupole and dipole magnets. The TOTEM detector is described in Refs. [36, 37].

We use a right-handed coordinate system, with the origin at the nominal collision point, the x axis pointing to the centre of the LHC ring, the y axis pointing up (perpendicular to the LHC plane), and the z axis along the anticlockwise beam direction.

1.3 Analysis outline

As discussed above, the RPs measure the direction of the scattered proton. The transverse momentum is inferred under the assumption that the total momentum of the proton has not changed in the collision. The longitudinal momentum is computed from the conservation of energy and momentum, taking into account all produced particles. The acceptance of the stations is not azimuthally uniform [36] and the coverage in the y component of the scattered proton momentum is $0.175 < |p_{1/2,y}| < 0.670$ GeV. The acceptance maps of the two arms are correlated since signals from both arms are used for triggering. In addition, their efficiency depends on the individual silicon strip detector efficiencies, which in some cases change significantly over time.

The coverage of the silicon tracker translates into acceptance for centrally produced hadrons for rapidities $|y| < y_{\text{max}}$, where $y_{\text{max}} \approx 2.0$ in the case of $\pi^+\pi^-$, and ≈ 1.6 for K^+K^- and $p\bar{p}$. Tracking is efficient for $p_T > 0.1$ GeV, but the particle identification capabilities are substantially

reduced at higher momenta.

The data are analysed as functions of the four-momentum transfers squared (t_1, t_2) or equivalently ($p_{1,T}, p_{2,T}$), and the azimuthal angle ϕ between the momentum vectors of the two scattered protons in the transverse plane.

The measurement is corrected bin-by-bin and no unfolding is needed. The corrections are computed without using Monte Carlo simulations, except for those describing the low-energy phenomena (GEANT4 [38] v10.4.3) needed for the determination of the tracking efficiency. The results are corrected for the p_y acceptance and the effect of the RP trigger based on the collected events. This is done by exploiting the expected azimuthal symmetry of the scattered protons around the beam axis. The combined correction is given in bins of ($p_{1,T}, p_{2,T}, \phi$). Corrections are also applied for the proton tracklet reconstruction efficiency in the RPs, based on the hit structure of each tracklet at the strip level.

The measurement is also corrected for trigger, reconstruction, and particle identification efficiencies of the charged-hadron pair in the silicon tracker. The first two are constructed using a realistic detector simulation of single-track events combined with information on the pixel layer occupancy in the barrel. This combined tracker correction is applied in bins of ($p_{1,T}, p_{2,T}$), where in each of them a four-dimensional correction table $[\phi, m_{h^+h^-}, (\cos \theta, \varphi)_{GJ}]$ is employed based on a kinematic simulation. Here GJ refers to the Gottfried–Jackson frame [39] in the centre-of-mass of the centrally produced hadron pair, where the z axis is in the direction of the hadron pair in the laboratory frame, the y axis is perpendicular to both \hat{z} and the incoming proton direction, $\hat{x} = \hat{y} \times \hat{z}$, and θ and φ are the polar and azimuthal angles of the positively charged hadron in that frame.

The corrections are applied for each event separately in the form of products of independent weight factors. This is possible since there are no efficiency gaps (zero efficiency) in the $[\phi, m_{h^+h^-}, (\cos \theta, \varphi)_{GJ}]$ space of the two-hadron system in the rapidity range.

2 Data-taking conditions

The data were taken in a special $\beta^* = 90$ m run of the LHC, in the period 2–7 July, 2018 (β^* is the value of the amplitude function at the collision point [40]). With such a high β^* setting, the beam divergence is reduced, and the forward detectors are thus able to measure elastically scattered protons at low angles and small transverse momenta.

For this data set, the Level 1 (hardware) trigger requires detected protons in each RP arm, in various configurations. Only the data from double-pomeron exchange triggers are used in the analysis, not those from the elastic trigger (Sections 3.1 and 3.2). In the following, the term “parallel” refers to cases where only RPs above or below the beamline have signals over predefined thresholds in the two arms (top-top or TT, bottom-bottom or BB), whereas the “diagonal” configuration refers to the other two cases (top-bottom or TB, bottom-top or BT). The high-level trigger (HLT) has multiple components [41]. The pixel activity filters require at least 5 pixel clusters and at least 3 layers with pixel clusters in the barrel pixel detector. The pixel track filters require at least one track (having at least 3 pixel clusters) in the entire pixel detector.

Part of the data set was recorded with a proton bunch spacing of 100 ns, and part with 50 ns. To reduce the readout rate, not all bunch crossings were read out in the case of the diagonal trigger configuration. The reduction of the selected bunches does not simply translate into the reduction of the recorded luminosity, since the bunch-by-bunch luminosity can greatly vary. A detailed recalculation of the integrated luminosity was performed at the level of bunch cross-

ings and data segments. A data segment is a fraction of a run that contains 2^{18} orbits, i.e., lasting about 23.3 seconds. This yields an integrated luminosity of 4.7 pb^{-1} for the present data.

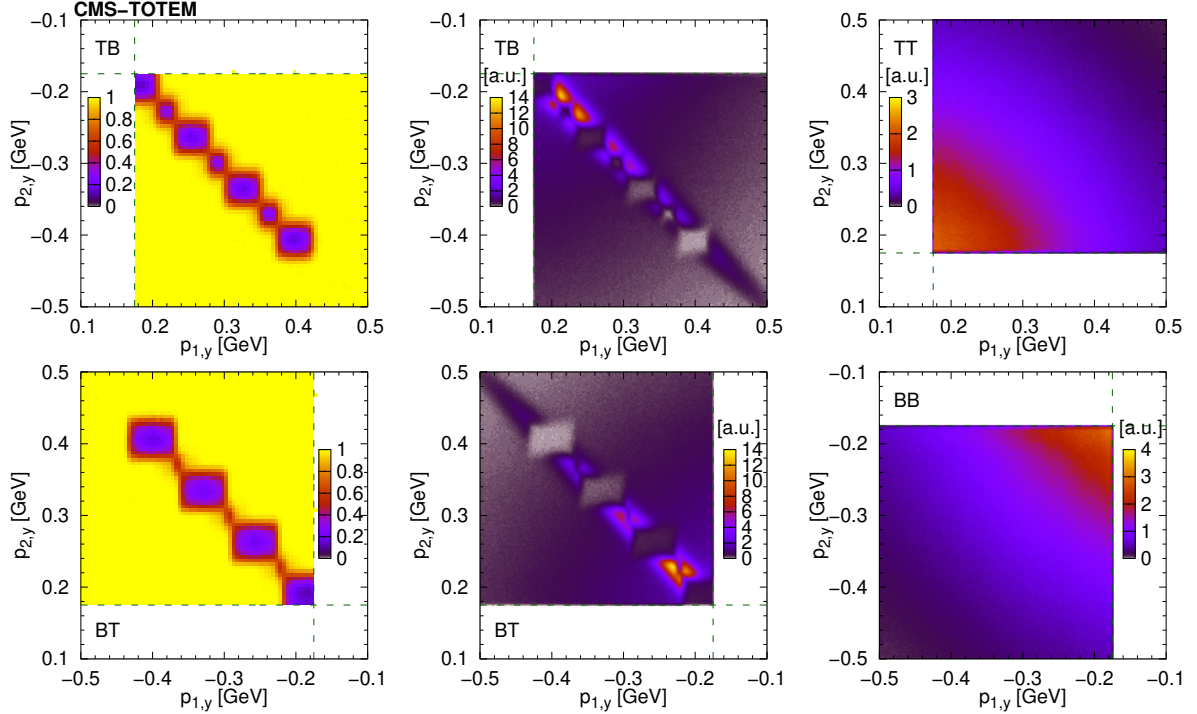


Figure 3: Left: Fraction of elastic-like events left after the veto trigger as functions of momentum components in the y direction in Arms 1 and 2, shown here for the two diagonal trigger configurations: bottom pots in Arm 2 with top pots in Arm 1 (upper left), and top pots in Arm 2 with bottom pots in Arm 1 (lower left). Centre and right: Joint distribution of detected proton momenta ($p_{1,y}, p_{2,y}$) in Arms 1 and 2 for all four trigger configurations (centre: TB and BT, right: TT and BB). Limits of single-proton acceptance are indicated with long dashed lines.

In practice, sometimes more than one pp collision happens in a bunch crossing (pileup) with the average in the range 0.1–0.3. The detector-level signatures required for the present study are two slightly scattered but intact protons, two oppositely charged centrally produced hadrons, and the sum of the proton and hadron momenta close to zero (within the combined momentum resolution of 50 MeV in x , and 20 MeV in y). A $p(h^+h^-)p$ event can be correctly recorded if there is exactly one detectable $p(h^+h^-)p$ final state, no other double-pomeron exchange, single-, double-diffractive, or nondiffractive collision in the same bunch crossing (they would be visible in the tracker), and no visible elastic collisions (no detectable scattered protons in RPs). In the analysis, events with more than one pp collision are rejected.

The average pileup of visible interactions is $\langle \mu_{\text{vis}} \rangle = L_{\text{int}} \sigma_{\text{vis}} / (n_{\text{bunch}} n_{\text{orbit}})$, where σ_{vis} is the cross section for visible collisions, L_{int} is the average integrated luminosity in a given time period with n_{orbit} orbits, and n_{bunch} is the number of selected colliding bunches. The integrated luminosity loss due to the selection of events with a single collision per bunch crossing is quantified by the factor $\exp(-\mu_{\text{vis}})$. Most of the elastic pp collisions are rejected by the elastic RP proton pair veto (Section 3.1), whereas a large fraction of events with the $p(h^+h^-)p$ final state is selected. In this way the inelastic pp cross section is a good approximation for the visible cross section, $\sigma_{\text{vis}} \sim \sigma_{\text{inel}}$. There are several measurements of the inelastic pp cross section at $\sqrt{s} = 13 \text{ TeV}$ at the LHC [42–45], with an average value of $79 \pm 1 \text{ mb}$. For comparison, the recommended cross section for inelastic events selected with a loose “minimum bias” trigger by

CMS is 69.2 mb. We use $\sigma_{\text{vis}} = 79 \pm 5$ mb.

The values of beam-related quantities (instantaneous luminosity, bunch crossing selection) and of the detector-related ones (acceptance, trigger efficiency) are checked by comparing the numbers of observed and expected events, in all RP trigger configurations (TB, BT, TT, and BB), separately in each data segment. Overall a good agreement is found.

3 Scattered protons in the Roman pots

Details of proton reconstruction, including specific aspects relevant for the high- β^* run (strip-level efficiencies, local and global alignment, optics determination), reported in Ref. [46].

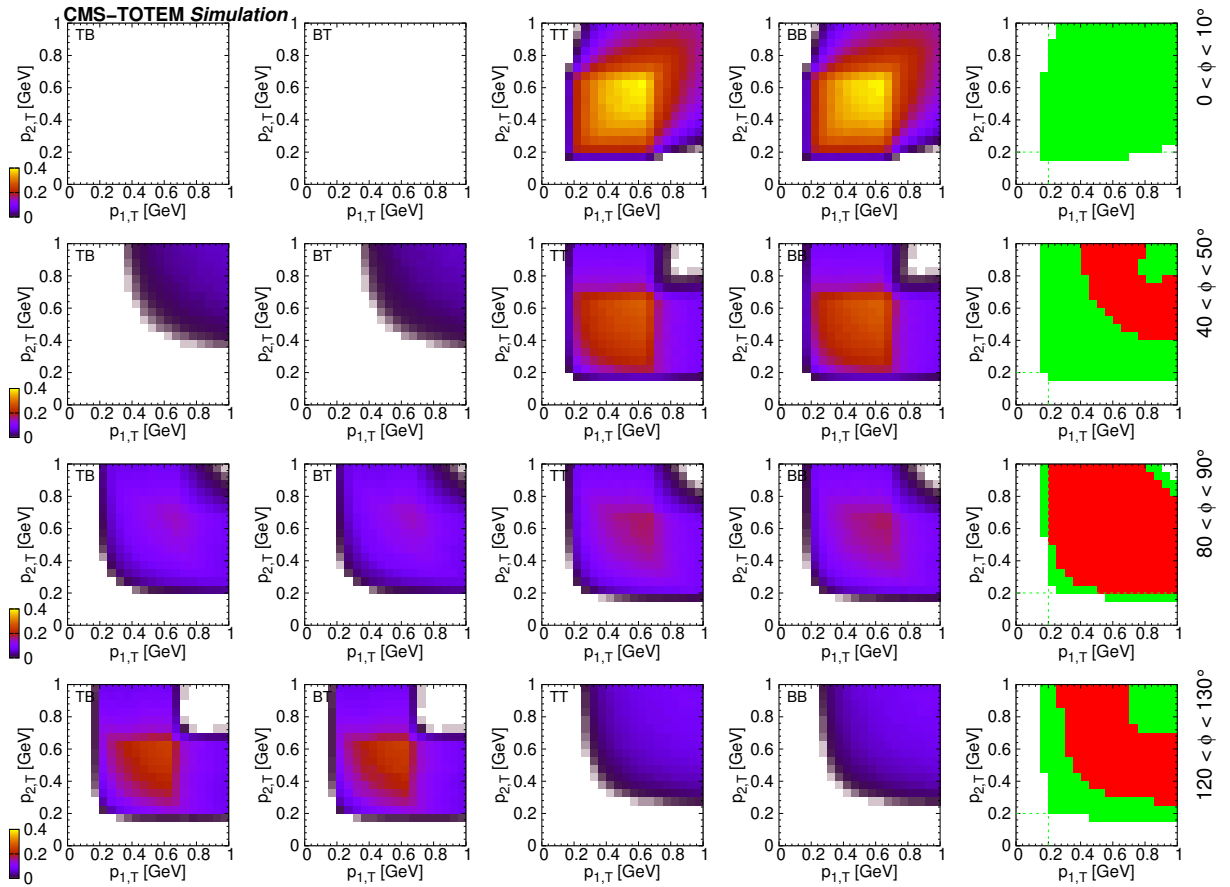


Figure 4: Calculated detection efficiencies for the pair of scattered protons as functions of their transverse momenta ($p_{1,T}$, $p_{2,T}$) in some selected bins of the pp azimuthal angle ϕ (indicated on the right side of each row). The first four columns show the efficiencies for each trigger configuration, the four rows show four different angular ranges, and the rightmost column displays the coverage of the measurement with colour codes (white: not covered; green: covered by at least one configuration; red: covered by all configurations). Lines corresponding to 0.2 GeV are drawn in the rightmost plots.

3.1 Proton-pair trigger acceptance (elastic veto)

The elastic pp cross section is much larger than that for central exclusive production events and, in the absence of an appropriate trigger algorithm, would saturate the available bandwidth of the data acquisition system. Therefore, elastic events need to be rejected. Triggering is based on “trigger roads”, each consisting of 32 adjacent silicon strips with the aim of reducing the

number of channels to handle. Since there are 512 strips in a plane, there are 16 trigger roads for each orientation (u and v). The trigger bit is set if trigger roads at the same location have signals above a predefined threshold in at least three planes. Suitable combinations of these trigger bits from RPs in diagonal configuration are used to reject elastic events. This algorithm is referred to as “elastic veto”.

To determine the efficiency loss due to the elastic veto algorithm, proton tracks from events with parallel trigger configurations are used. A track from a TT event is combined with one from a BB event, and the resulting diagonal event is used as input to the veto algorithm. These events are used to build an efficiency table as a function of $(p_{1,y}, p_{2,y})$, which is used later for the calculation of the RP-related corrections (Section 3.2). The fraction of elastic-like events left after veto trigger is shown in Fig. 3 (left) as a function of p_y for Arms 1 and 2. It compares well with the measured $(p_{1,y}, p_{2,y})$ distribution of the events obtained with the diagonal trigger configurations, as shown in Fig. 3 (middle).

3.2 Coverage and trigger acceptance

The combined trigger and detection acceptance, as well as the efficiency of the RP system are calculated in bins of $(p_{1,T}, p_{2,T}, \phi)$ using 400 million simulated two-proton events. These events are generated with uniform and independent $p_{1,T}$ and $p_{2,T}$ distributions in the range $(0, 1)$ GeV and uniform ϕ distribution in the range $(0, \pi)$, using the single-proton and proton-pair trigger acceptances discussed above. The detection efficiencies for a pair of scattered protons in selected bins of the pp azimuthal angle ϕ are shown in Fig. 4, where the rightmost column displays the joint efficiency using all configurations, i.e., the coverage of the measurement. In general, large regions are populated by all four configurations. Some corners of phase space are not covered: they are at high $p_{1,T}$ and low $p_{2,T}$ (and vice versa), if $\phi < 20^\circ$ or $\phi > 160^\circ$; at low $p_{1,T}$ and $p_{2,T}$, if $70 < \phi < 110^\circ$; and at high $p_{1,T}$ and $p_{2,T}$, if $80 < \phi < 100^\circ$. Regions where the proton detection efficiency is below 2% are not used in the analysis.

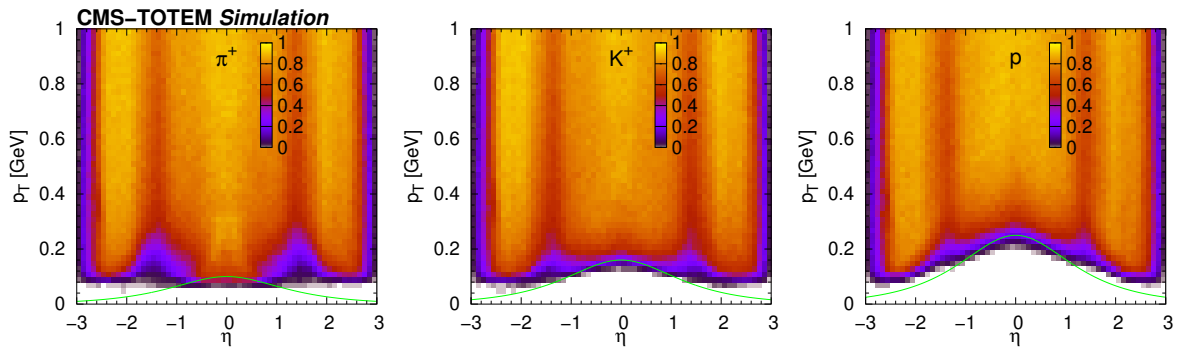


Figure 5: The combined reconstruction and HLT efficiency (reconstructed and passing the HLT selection) for positively charged pions, kaons, and protons as functions of (η, p_T) . Curves indicate constant total momentum ($p = 0.1$ GeV for pions, 0.16 GeV for kaons, 0.25 GeV for protons). Plots for negatively charged particles are similar.

4 Particles produced in the central region

The finding and fitting of the charged-particle trajectories in the silicon tracker are performed with well-tested methods [47], which include the results of an optimisation for low-momentum particles. In the following, we discuss some single- and two-track parameters using events with exactly two oppositely charged reconstructed particles. The distribution of the z coordinate of

the reconstructed charged particles at their closest approach to the beamline is Gaussian with a fitted mean value of $\langle z \rangle = -0.37$ cm and standard deviation $\sigma_z = 4.63$ cm. The distribution of the transverse impact parameter of the reconstructed charged particles has a Cauchy distribution with $\Gamma = 0.046$ cm. The distribution of the difference $z_4 - z_3$ of the reconstructed charged particle pair has again a Cauchy distribution with $\Gamma = 0.139$ cm. Events are selected if the z values of both tracks satisfy $|z - \langle z \rangle| < 4\sigma_z$, and their vertex is closer to the beamline than 1 cm. The latter requirement eliminates photon conversions in the beam pipe and pixel tracker layers, while significantly reducing the contribution of long-lived decays. Low p_T particles looping in the solenoidal magnetic field might rarely (rate below 0.5%) be reconstructed as two oppositely charged particles with opposite momentum vectors. Their contribution is visible in the distribution of $|\vec{p}_3 + \vec{p}_4|/m$ as peaks near zero. In the analysis, events containing a loopers are removed by requiring $|\vec{p}_3 + \vec{p}_4|/m > 0.2$, where m is the mass of the identified hadron. The corresponding event loss is negligible.

4.1 High-level trigger and tracking efficiency

The distributions of charged particles in the (η, p_T) plane reveal “valleys” corresponding to inefficiencies at low p_T . These are present because the HLT contains pixel activity filters and various pixel track filters (Section 2). Having a simple single-track tracking efficiency table is not sufficient, and a combined “track-pair HLT and tracking” efficiency is necessary. We have generated, simulated, and reconstructed single pions, kaons, and protons of both electric charges uniformly in the kinematic range $-3 < \eta < 3$, $0 < p_T < 2$ GeV (30 million events for each species). These events are used to determine the reconstruction efficiency and to study the distribution of the hit patterns in the pixel layers. The combination of these is then used to determine the HLT and reconstruction efficiency of two-track events (Section 2). The extracted single-particle reconstruction efficiencies show the acceptance edge near $|\eta| \approx 2.5$ and the efficiency losses at low total momenta because of multiple Coulomb scattering and energy loss. Fragments of a charged-particle trajectory are rarely reconstructed as separate tracks. These are concentrated at $\eta \approx 0$ for pions (loopers), and around $|\eta| \sim 2$ for kaons (scatters or decays), but their frequency is at or below the 1% level. The combined reconstruction and HLT efficiencies for single particles are shown in Fig. 5, projected onto the (η, p_T) plane. These plots show a significant decrease of efficiency in the region of the barrel-endcap transition because of the small number of clusters of pixel detector layers with hits.

4.2 Particle identification

Details on the determination of the silicon strip properties, detector gain calibration, model validation, and on the estimation of the most probable energy loss rate ε (or its logarithm) and its variance $\sigma_{\ln \varepsilon}^2$ based on control samples in data are identical to those already discussed in Ref. [48]. The distributions of $\ln \varepsilon$ as a function of momentum, for reconstructed charged particles in selected two-track events are shown in Fig. 6, including identified $\pi^+\pi^-$, K^+K^- , and $p\bar{p}$ pairs (without track-RP momentum matching), as well as signal and sideband distributions, which correspond to events where momentum is not conserved in the transverse plane (Section 5). The curves show the expected values according to Eq. (34.12) in Ref. [1]. While the sideband region displays a reasonable amount of pions, kaons, and protons, the signal region reveals only few protons in the sample (Fig. 6, lower left). The exclusive production of $p\bar{p}$ pairs is suppressed because of the limited energy and phase space available for pair creation. For two-track identification, the knowledge of $\sigma_{\ln \varepsilon}$ is essential, and is extracted from data using identified pions, kaons, and protons in narrow bins for the ranges $-3 < \eta < 3$ and $p_T < 2$ GeV.

The probability density function P_k for identifying a charged particle with momentum p , and

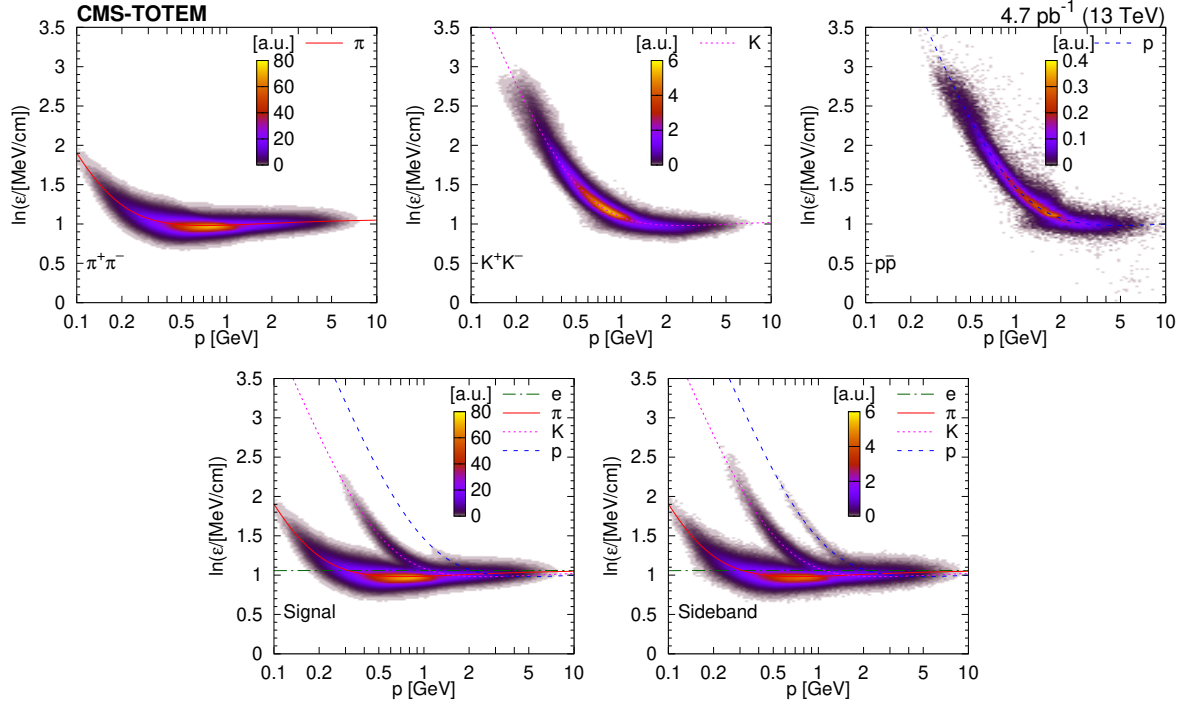


Figure 6: Distribution of $\ln \varepsilon$ as a function of total momentum, for reconstructed charged particles in selected two-track events (identified $\pi^+\pi^-$, K^+K^- , $p\bar{p}$, signal, and sideband; Section 5). The variable ε is the most probable energy loss rate at a reference path length $l_0 = 450 \mu\text{m}$. The colour scale is shown in arbitrary units and is linear. The curves show the expected $\ln \varepsilon$ for electrons, pions, kaons, and protons (Eq. (34.12) in Ref. [1]).

estimated values $\ln \varepsilon$ and $\sigma_{\ln \varepsilon}^2$ as being of type k (e.g., a pion, kaon, or proton) is a Gaussian function with mean $\langle \ln \varepsilon \rangle_k(p)$. A particle pair is identified of type h^+h^- if that choice is at least ten times more likely than the others, $P_{1,h}P_{2,h} > 10P_{1,k}P_{2,k'}$, where $k \neq h$. If no type choice fulfils any of the above conditions, the particle-pair is left unidentified. To verify the particle identification capabilities, a detailed simulation was set up. Samples with oppositely charged particles ($\pi^+\pi^-$, K^+K^- , and $p\bar{p}$) were generated uniformly in the range $-3 < \eta < 3$ and in total momentum (p_3, p_4) up to 2 GeV; each sample has 100 000 events. The most probable value of ε was taken from a model [1] using the density correction according to Ref. [49]; its relative standard deviation was sampled from the measured distribution of $\sigma_{\ln \varepsilon}$. The identification efficiencies are close to 100% at low momenta, and slowly decrease above approximately 1 GeV (pions and kaons) or 2 GeV (protons).

4.3 Combined corrections for the silicon tracker

The combined HLT, reconstruction, and identification efficiencies are calculated in the four-dimensional space of $[\phi, m_{h^+h^-}, (\cos \theta, \varphi)_{GJ}]$ (Section 1.3), separately for each $(p_{1,T}, p_{2,T})$ bin, using exclusive two-track events generated with uniform distributions. The combined efficiency is usually above 10% and can reach 90%. It is lower than 1% only in small regions, specifically in the first 20 MeV wide mass bin at the threshold $2m_{\pi/K/p}$ near $\phi \approx \pi$, and in the case of kaons for $m > 2.6$ GeV because of the reduced particle identification capabilities at higher momenta. In summary, we have coverage in $[\phi, m, (\cos \theta, \varphi)_{GJ}]$ through most of the RP trigger configurations. The corrections described so far are included in the analysis by weighting events with the product of three factors:

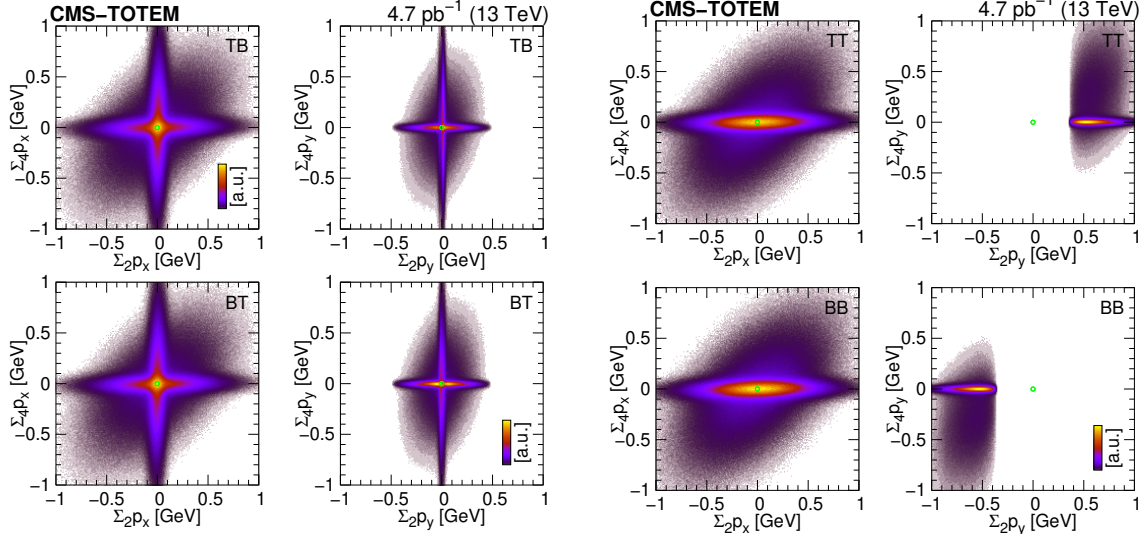


Figure 7: Distribution of the sum of the scattered proton and central hadron momenta and the sum of the scattered proton momenta ($\Sigma_4 p_x$ vs. $\Sigma_2 p_x$, $\Sigma_4 p_y$ vs. $\Sigma_2 p_y$) shown for the diagonal trigger configurations (TB and BT, left) and the parallel ones (TT and BB, right) in the case of 2-track events.

$$\left(\frac{1}{L_{\text{int}}} \right)_{\text{trigger conf.}} \left(\frac{\prod \text{tracklet weights}}{\text{azimuthal accep.}} \right)_{\text{RPs}} \left(\frac{1}{\text{combined effc.}} \right)_{\text{tracker}}, \quad (6)$$

which refer to the actual RP trigger configuration of the event, the Roman pot and the tracker related corrections, respectively.

Table 1: Ranges (in parentheses) for bias and resolution of the reconstructed transverse momentum and the two-hadron invariant mass, shown for pions, kaons, and protons, in MeV units.

		π	K	p
Single hadrons	p_T bias	(0, +5)	(-10, +5)	(-15, +5)
	p_T resolution	(5, 15)	(10, 20)	(15, 25)
h^+h^- pairs	m bias	(0, +4)	(-2, 0)	(-2, 0)
	m resolution	15 at $m_{\pi^+\pi^-} \approx 0.6$ GeV		

4.4 Momentum and mass resolutions

The bias and resolution of the reconstructed transverse momentum and the two-hadron invariant mass are shown in Table 1 for pions, kaons, and protons. The p_T bias for kaons and protons occurs because all particles are reconstructed with the pion mass assumption but the physical effects of particle passage through matter are mass and momentum dependent. The p_T resolutions also show some phase space dependence. The uncertainties seen in momentum sum distributions below (Section 5) mostly come from the proton momentum reconstruction of the RP system. The bias of the two-hadron invariant mass is proportional to the decay momentum of the daughter in the centre-of-mass frame. In summary, the observed shifts are much smaller than the bin width of 20 MeV, but become comparable with it at higher masses. For uneven mass distributions (narrow resonances), these effects should be properly unfolded, but for smooth distributions (nonresonant continuum) CMS unfolding is not needed.

5 Event classification

The classification of events is largely based on momentum conservation in the transverse plane. Once corrected for the effects of the beam crossing angle ($120 \mu\text{rad}$), the system of the colliding protons has zero momentum. Therefore, the sum of the momenta of the scattered protons and the other particles created in the collision should also be zero. Momentum conservation in the z direction is already utilised for the calculation of longitudinal momenta of the scattered protons, since the resolution from a direct measurement would be poor.

The sum of scattered proton transverse momenta ($\sum_2 \vec{p}_T$ for these two particles) and the sum of scattered proton and central hadron transverse momenta ($\sum_4 \vec{p}_T$ for these four particles) play an important role. The joint distributions of their components ($\sum_4 p_x$ vs. $\sum_2 p_x$, $\sum_4 p_y$ vs. $\sum_2 p_y$) are shown for each trigger configuration for 2-track events in Fig. 7. The contributions of elastic pileup (two scattered protons and two unrelated central charged hadrons, vertical band) and central exclusive events (two scattered protons and two central charged hadrons, horizontal band) are visible. In addition, a slanted area of nonexclusive or inelastic background is present. In the case of TT and BB trigger configurations, the vertical band is absent, since such configurations ($\sum_2 p_y > 2 \times 0.2 \text{ GeV}$) prevent the recording of elastic events.

The classification variable is the Mahalanobis distance χ , which is a multidimensional generalisation of the standard deviation taking into account internal correlations [50]. It is based on the value and covariance of momentum sums, defined in the multivariate normal case as $\chi(\vec{s}) = (\vec{s}^T V^{-1} \vec{s})^{1/2}$ where $V(\vec{s})$ is the covariance matrix. For two-dimensional vectors (s_x, s_y) it can be written as

$$\chi(\vec{s}) = \left(\frac{V_{yy}s_x^2 - 2V_{xy}s_x s_y + V_{xx}s_y^2}{V_{xx}V_{yy} - V_{xy}^2} \right)^{1/2}. \quad (7)$$

For each event, the classification variable χ_2 is based on $\vec{s} = \sum_2 \vec{p}_T$, whereas the value of χ_4 is computed from $\vec{s} = \sum_4 \vec{p}_T$. They both follow the chi distribution of two degrees of freedom (dof) with a parameterless probability density function $\chi \exp(-\chi^2/2)$. Distributions and joint distributions of χ_2 and χ_4 are shown in Fig. 8 without any preselection (integrated over the azimuthal angle between the scattered protons ϕ). The distributions are fitted with a two-component model: a sum of a chi distribution (signal) and a phase space motivated term (background) as $A\chi \exp(-\chi^2/2) + B\chi \exp(-k\chi)$. The functional form fits the measured distribution well, with two relevant parameters only (B/A and k).

An event is used in the analysis if it is more likely a central exclusive signal than an elastic+pileup background, $\chi_4 < \chi_2$. Signal events are defined by $\chi_4 \leq \chi_{\text{sign}} = 3.4$, where the numerical choice for χ_{sign} translates into a signal loss below 0.5%. Sideband events in the region $\chi_{\text{sign}} \leq \chi_4 < \chi_{\text{side}}$ are subtracted with weight of -1 to compensate for nonexclusive events in the signal region. For this subtraction scheme to work, we must have equal numbers of nonexclusive events in the signal and sideband regions. We need a χ_{side} value that satisfies $\int_0^{\chi_{\text{sign}}} \chi \exp(-k\chi) d\chi = \int_{\chi_{\text{sign}}}^{\chi_{\text{side}}} \chi \exp(-k\chi) d\chi$. Although the choice of signal cutoff is fixed, the value of the sideband cutoff depends on the actual distribution of χ_4 . The fitted coefficient k and the value of χ_{side} for χ_4 as a function ϕ are shown in Fig. 8 (lower right).

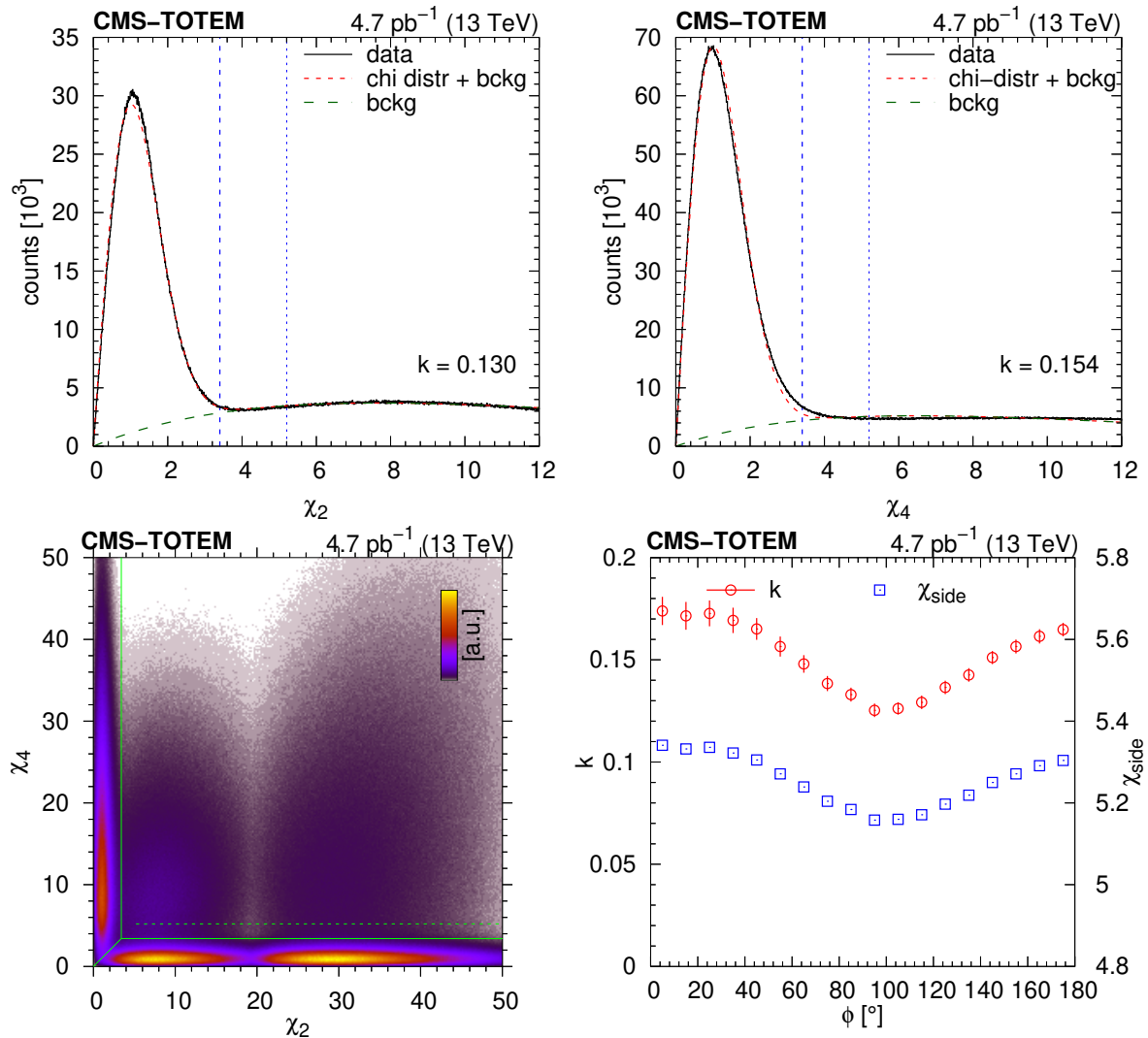


Figure 8: Distributions of the classification variables χ_2 (upper left) and χ_4 (upper right). Fits using a two-component model are indicated. The distributions are integrated over the angle between the scattered protons ϕ . Selection lines at $\chi_{\text{sign}} = 3.4$ (green solid) and $\chi_{\text{side}} \approx 5.2$ (green dotted) are also plotted. Lower left: Joint distributions of classification variables χ_2 and χ_4 . Central exclusive signal events are at the bottom whereas elastic events are at the left margin. Lower right: Coefficient k and the position of the upper cutoff χ_{side} for χ_4 to describe the background component as a function of the angle between the scattered protons ϕ , in the plane transverse to the beam direction.

6 Results

The measured distributions are the following: distribution of the azimuthal angle ϕ between the scattered proton momenta, $d^3\sigma/dp_{1,T} dp_{2,T} d\phi$; invariant mass of two hadrons m , $d^3\sigma/dp_{1,T} dp_{2,T} dm$; squared four-momentum $\max(\hat{t}, \hat{u})$ of the virtual meson, $d^3\sigma/dp_{1,T} dp_{2,T} d\max(\hat{t}, \hat{u})$, in the range $0.2 < (p_{1,T}, p_{2,T}) < 0.8 \text{ GeV}$. In the plots the scattered protons are indexed such that $p_{1,T} \geq p_{2,T}$. Tabulated results are provided in HEPData [51].

6.1 Systematic uncertainties

The relevant systematic uncertainties are listed in Table 2, where values propagated to the final differential cross sections are given. The sources are the pileup correction (because of the uncertainty in the visible cross section), the reduced RPs availability, the integrated luminosity, the efficiency of the RPs, the removal of the nonexclusive background, the fraction of signal events mistaken as background or lost because of the selection against looping particles, and the efficiency of single-particle tracking.

The systematic uncertainty of the visible cross section σ_{vis} is estimated as half the difference between the value used and the minimum bias value. This uncertainty is propagated to the final differential cross sections through the pileup correction factor, and its contribution to the systematic uncertainty is 1.0%. A few short periods with reduced data taking efficiency are due to the loss of one out of the four data streams. About 2–3% of the data segments are affected, leading to about 0.5% systematic uncertainty. The systematic uncertainty in the integrated luminosity (per data segment) is 2.5% [52]. The efficiency of tracklet reconstruction in the RPs depends on the knowledge of the individual strip efficiencies. These were determined by a tag-and-probe method [53] using 0-track and 2-track data sets. The effect on proton reconstruction efficiency is about 3%. To estimate the systematics related to the removal of nonexclusive background (χ_4 distribution), the functional form of the background model was varied (uncertainty below 0.5%). Signal events are lost because of the sideband removal procedure. Their fraction is estimated with the help of the signal and the background components of the χ_4 distributions, resulting in an uncertainty of 0.16%, which is neglected. The fraction of events lost because of the looper removal procedure is estimated by fitting the $|\vec{p}_3 + \vec{p}_4|/m$ distribution with a signal and a background component. The estimated value is below 0.5%, which is again neglected. The systematic uncertainty in the single-particle tracking efficiency of centrally produced hadrons in the relevant low-momentum regions is 1.4%, according to a study based on control samples in data [54]. To demonstrate the particle identification capabilities for particle-antiparticle hadron pairs, a detailed simulation was set up. The probability of misidentification is low, and in the most populated low-momentum regions it is below 1%.

The uncertainty of the RP and single-particle tracking efficiencies are included for both arms, and for both centrally reconstructed charged hadrons. The estimated total systematic uncertainty of the differential cross section measurements is 5.4%, with the various contributions treated as independent and added in quadrature.

Table 2: Systematic uncertainties of the differential cross sections.

Source	Value	Remark
Pileup correction	1.0%	Through σ_{vis}
Periods with reduced RP availability	0.5%	
Integrated luminosity (L_{int})	2.5%	
HLT efficiency	< 0.1%	Neglected
Total normalisation-type	2.7%	
Roman pot efficiency	3.0%	Twice
Background removal	< 0.5%	Neglected
Lost events during background removal	0.16%	Neglected
Lost events due to looper removal	< 0.5%	Neglected
Single-particle tracking efficiency	1.4%	Twice
Particle identification efficiency	< 1.0%	Neglected
Total efficiency-type	4.7%	
Total systematics	5.4%	

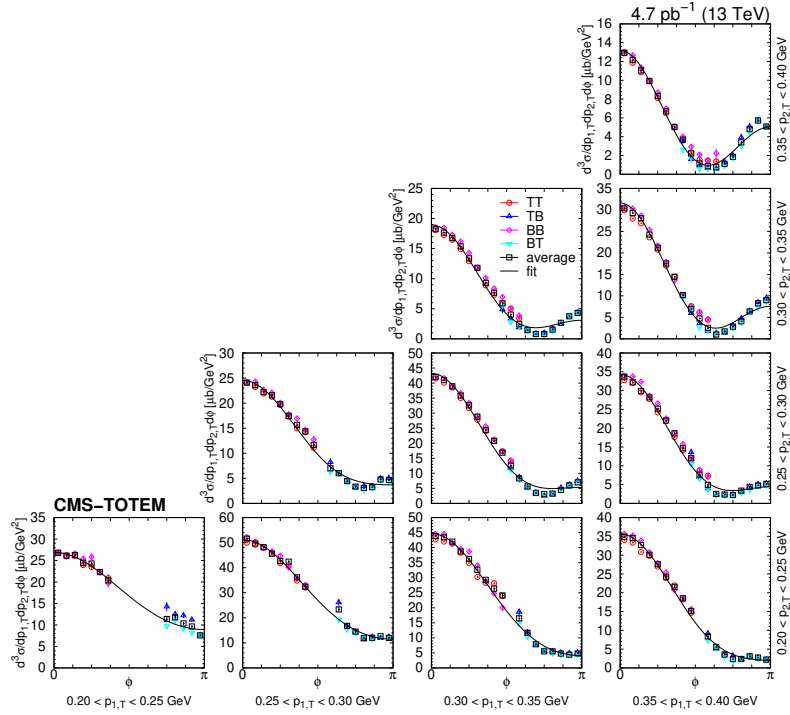


Figure 9: Distributions of $d^3\sigma/dp_{1,T}dp_{2,T}d\phi$ as functions of ϕ in the $\pi^+\pi^-$ nonresonant region ($0.35 < m_{\pi^+\pi^-} < 0.65$ GeV) in several $(p_{1,T}, p_{2,T})$ bins in the range $0.20 < p_{1,T} < 0.40$ GeV and $0.20 < p_{2,T} < 0.40$ GeV, in units of $\mu\text{b}/\text{GeV}^2$. Values based on data from each RP trigger configuration (TB, BT, TT, and TT) are shown separately with coloured symbols, whereas the weighted average is indicated with black symbols. Results of individual fits with the form $[A(R - \cos\phi)]^2 + c^2$ (Eq. (8)) are plotted with the curves. The error bars indicate the statistical uncertainties.

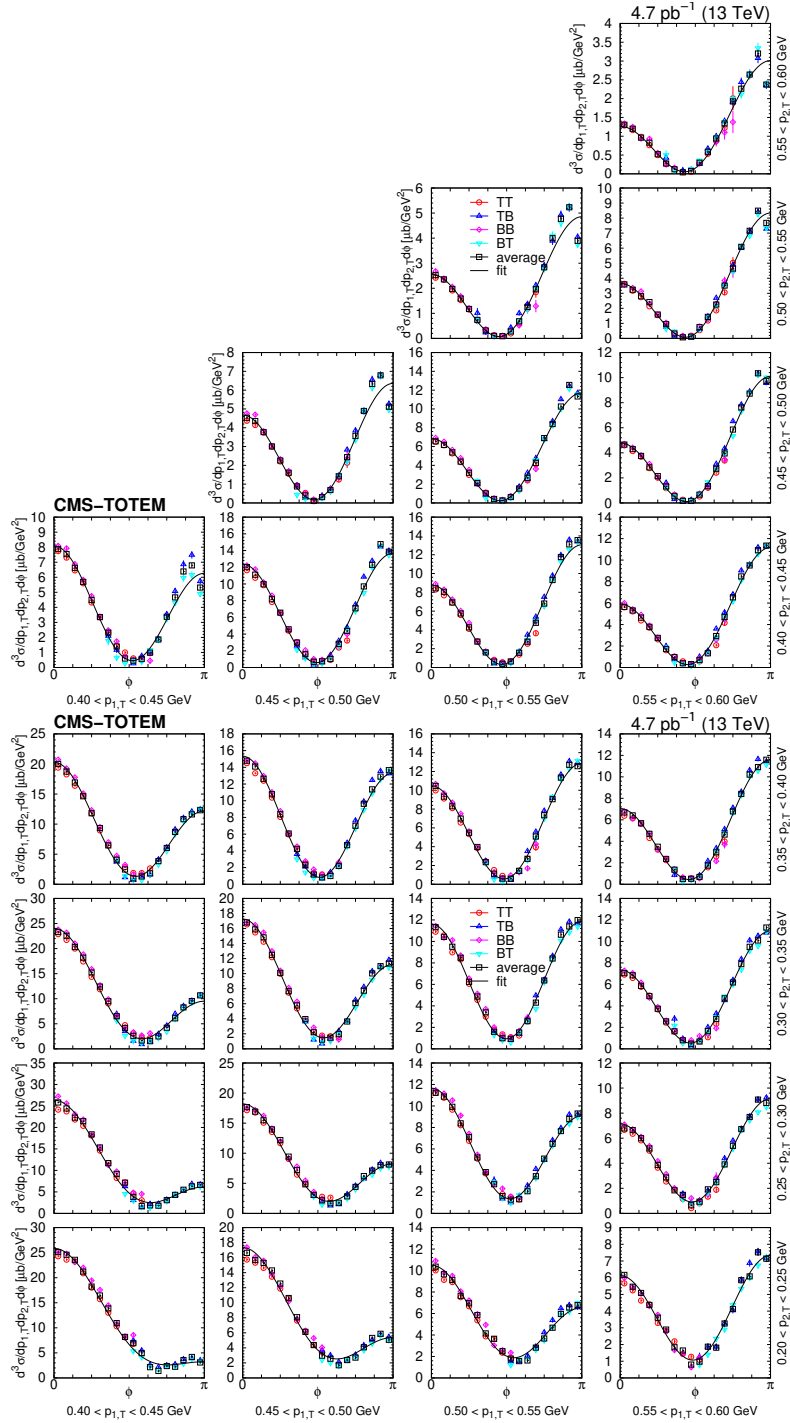


Figure 10: Distributions of $d^3\sigma/dp_{1,T}dp_{2,T}d\phi$ as functions of ϕ in the $\pi^+\pi^-$ nonresonant region ($0.35 < m_{\pi^+\pi^-} < 0.65$ GeV) in several $(p_{1,T}, p_{2,T})$ bins in the range $0.40 < p_{1,T} < 0.60$ GeV and $0.20 < p_{2,T} < 0.60$ GeV, in units of $\mu\text{b}/\text{GeV}^2$. Values based on data from each RP trigger configuration (TB, BT, TT, and TT) are shown separately with coloured symbols, whereas the weighted average is indicated with black symbols. Results of individual fits with the form $[A(R - \cos\phi)]^2 + c^2$ (Eq. (8)) are plotted with the curves. The error bars indicate the statistical uncertainties.

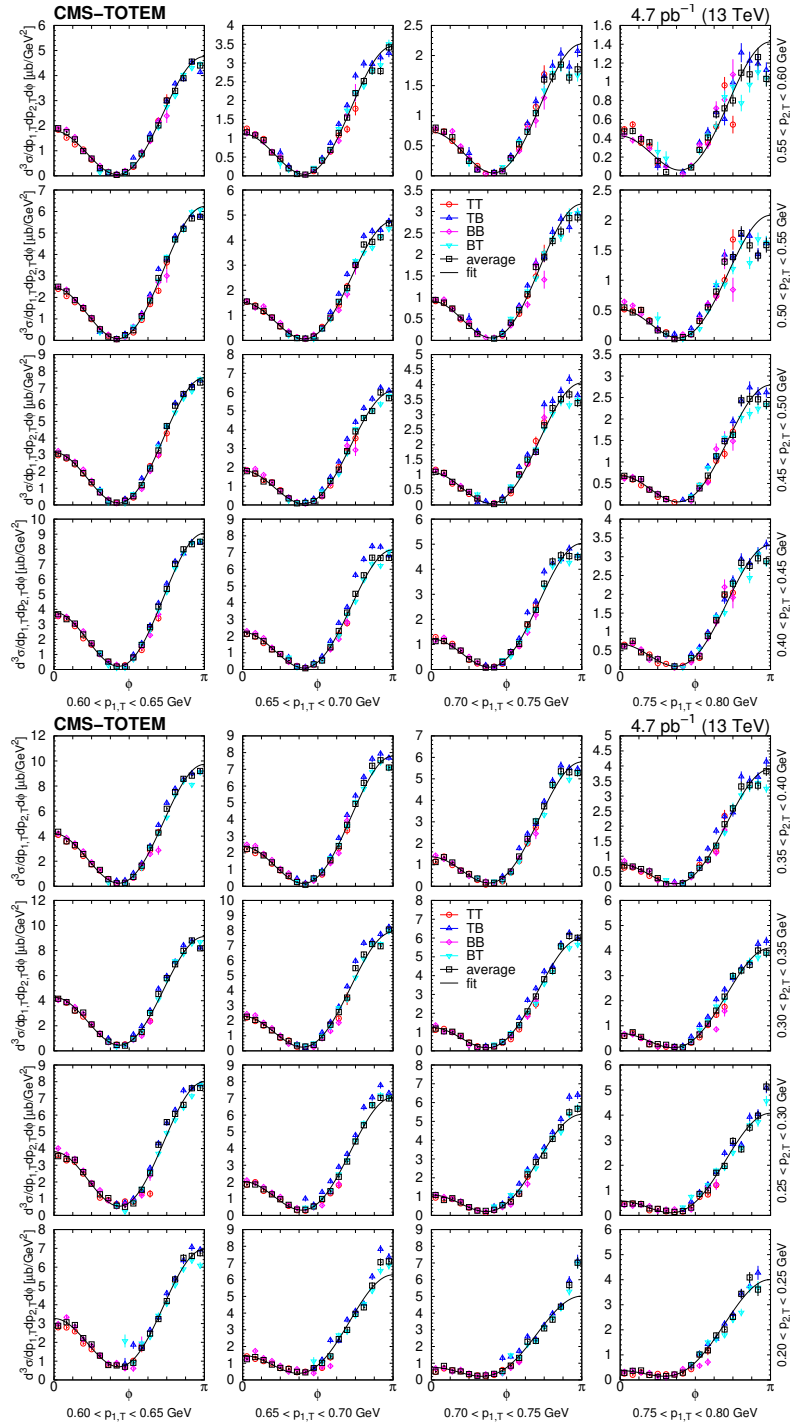


Figure 11: Distributions of $d^3\sigma/dp_{1,T}dp_{2,T}d\phi$ as functions of ϕ in the $\pi^+\pi^-$ nonresonant region ($0.35 < m_{\pi^+\pi^-} < 0.65$ GeV) in several $(p_{1,T}, p_{2,T})$ bins in the range $0.60 < p_{1,T} < 0.80$ GeV and $0.20 < p_{2,T} < 0.60$ GeV, in units of $\mu\text{b}/\text{GeV}^2$. Values based on data from each RP trigger configuration (TB, BT, TT, and TT) are shown separately with coloured symbols, whereas the weighted average is indicated with black symbols. Results of individual fits with the form $[A(R - \cos\phi)]^2 + c^2$ (Eq. (8)) are plotted with the curves. The error bars indicate the statistical uncertainties.

6.2 The ϕ distributions

We focus on $\pi^+\pi^-$ production because this system has a wide invariant mass window ($0.35 < m_{\pi^+\pi^-} < 0.65$ GeV) without resonance contributions, contrary to the K^+K^- case. The distributions of $d^3\sigma/dp_{1,T}dp_{2,T}d\phi$ as functions of ϕ in several $(p_{1,T}, p_{2,T})$ bins are shown in Figs. 9–11. The differential cross sections are given in units of $\mu\text{b}/\text{GeV}^2$. Values based on data from each RP trigger configuration (TB, BT, TT, and BB) are shown separately with coloured symbols, whereas the weighted average is indicated with black symbols. The error bars show the statistical uncertainties. Gaps (missing data points) in some $(p_{1,T})$ bins of Fig. 9 are due to the vanishing acceptance in those bins.

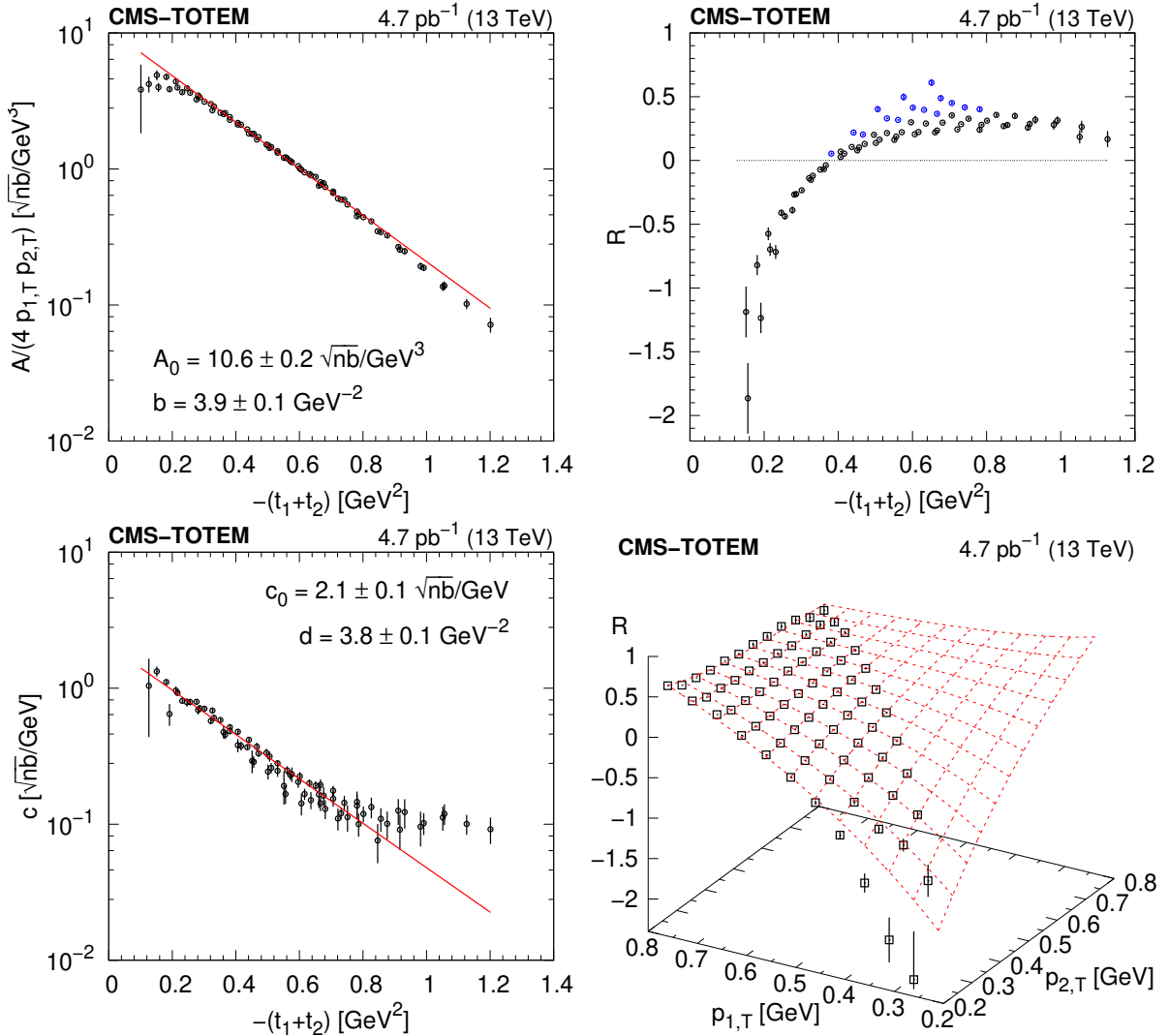


Figure 12: Dependence of the parameters A , R , and c (Eq. (8)) on (t_1, t_2) . The fits correspond to the functional forms displayed in Eqs. (9). In the upper right plot, points with significantly different proton transverse momenta ($|p_{1,T} - p_{2,T}| > 0.35$ GeV) are coloured blue. The lower right plot shows the dependence of R on the two scattered proton transverse momenta.

The distributions from the different trigger configurations are consistent. Except for the lowest p_T bins, they feature a minimum where the differential cross section gets close to zero, while local maxima at $\phi = 0$ and π are also present. The distributions are asymmetric at low and high transverse momenta, but there exists a symmetric region around $p_{1,T} + p_{2,T} \approx 0.8\text{--}0.9$ GeV.

The data can be fitted with a simple functional form

$$\frac{d^3\sigma}{dp_{1,T}dp_{2,T}d\phi} = [A(R - \cos\phi)]^2 + c^2, \quad (8)$$

where A , R , and c are functions of $(p_{1,T}, p_{2,T})$. The χ^2/dof values corresponding to individual fits are mostly in the range 1–10. The formula features a sum of squared amplitudes (Section 1.1) and is inspired by previous theoretical and experimental studies [11, 13], where $A(R - \cos\phi)$ is connected to the quantum mechanical amplitude of the process. If the total amplitude crosses zero at a given ϕ , its squared value will have a parabolic minimum. Such a dip at $\phi = \arccos R$ can be understood as an effect of additional pomeron exchanges between the incoming protons, resulting from the interference between the bare and the rescattered amplitudes [27]. The term containing c is added incoherently; it is small and is present to improve the quality of the fit.

The dependences of the parameters A , R , and c on (t_1, t_2) are shown in Fig. 12. Although A and c can be approximated with a simple $t_1 + t_2$ dependence, the results for R do not all have the same dependence. The measured points are fitted with model-motivated [11, 13] functional forms

$$\begin{aligned} A(t_1, t_2) &= 4\sqrt{t_1 t_2} A_0 e^{b(t_1+t_2)}, \\ R(t_1, t_2) &\approx \frac{1.2(\sqrt{-t_1} + \sqrt{-t_2}) - 1.6\sqrt{t_1 t_2} - 0.8}{\sqrt{t_1 t_2} + 0.1}, \\ c(t_1, t_2) &= c_0 e^{d(t_1+t_2)}. \end{aligned} \quad (9)$$

Although the parametrisation overall gives a good description of the data, there are some deviations at low and high $-(t_1 + t_2)$ values for A and c , respectively. Both A and c have very similar dependence on $(t_1 + t_2)$ since $b \approx d$.

The parametrisation of the invariant triple-differential cross section is:

$$\frac{d^3\sigma}{dt_1 dt_2 d\phi} = 4\sqrt{t_1 t_2} A_0^2 e^{2b(t_1+t_2)} [R(t_1, t_2) - \cos\phi]^2 + \frac{1}{4\sqrt{t_1 t_2}} c_0^2 e^{2d(t_1+t_2)}, \quad (10)$$

where $A_0 = 10.6 \pm 0.2\sqrt{\text{nb}}/\text{GeV}^3$, $b = 3.9 \pm 0.1\text{GeV}^{-2}$, $c_0 = 2.1 \pm 0.1\sqrt{\text{nb}}/\text{GeV}$, and $d = 3.8 \pm 0.1\text{GeV}^{-2}$.

6.3 Available MC event generators

The DIME [27] (v1.07) MC event generator for exclusive meson pair production via double-pomeron exchange was used in previous STAR [16] and CMS [18] analyses. It generates central exclusive nonresonant $\pi^+\pi^-$ and K^+K^- production events via the double-pomeron exchange mechanism. This generator is based on previous work on proton opacity [24], and the two-channel model [26] (Good-Walker approach). It includes a fully differential treatment of the eikonal survival factor. The SUPERCHIC2 generator [55] can be regarded as an evolution of DIME, but only provides events with hadron pair invariant masses above 2 GeV. The GENEX code [56] follows an approach quite similar to that of DIME, but does not include the absorption corrections [16]. The model developers estimated the corresponding suppression factor to be large, of the order of 2–5, and cross sections have to be scaled down by such suppression

factor at masses $m < 1.2$ GeV. The GRANIITI (v1.051) MC event generator [57] for high energy diffraction includes differential screening, an extendable set of scattering amplitudes with adaptive MC sampling and spin effects.

In the following we consider three models (empirical, one-channel, and two-channel), and three parametrisations (exponential, Orear-type, and power-law, Eq. (3)) of the proton-pomeron form factor. In the case of the empirical model the rescattering amplitude comes from a simple parametrisation of the elastic differential pp amplitude [28, 29], fitted to the measured cross sections [58, 59]. The one-channel model assumes ground state protons (one eigenstate), whereas the two-channel model works with two diffractive proton eigenstates (Section 1.1). The one-channel model is disfavoured in describing the elastic differential cross section data [60].

Table 3: Values and statistical uncertainties of the parameters tuned using the PROFESSOR tool, given for the empirical, one-channel, and two-channel models along with the DIME soft models 1 and 2 with the exponential, power-law, and the Orear-type parametrisations of the proton-pomeron form factor. Goodness-of-fit (χ^2/dof) values are also listed.

Parameter	Exponential	Orear-type	Power-law	DIME 1 / 2
Empirical model				
$a_{\text{ore}}[\text{GeV}]$	—	0.735 ± 0.015	—	
$b_{\text{exp/ore/pow}}[\text{GeV}^{-2} \text{ or } -1]$	1.084 ± 0.004	1.782 ± 0.014	1.356 ± 0.001	
$B_{\mathbb{P}}[\text{GeV}^{-2}]$	3.757 ± 0.033	3.934 ± 0.027	4.159 ± 0.019	
χ^2/dof	9470/5796	10059/5795	11409/5796	
One-channel model				
$\sigma_0[\text{mb}]$	34.99 ± 0.79	27.98 ± 0.40	26.87 ± 0.30	
$\alpha_P - 1$	0.129 ± 0.002	0.127 ± 0.001	0.134 ± 0.001	
$\alpha'_P[\text{GeV}^{-2}]$	0.084 ± 0.005	0.034 ± 0.002	0.037 ± 0.002	
$a_{\text{ore}}[\text{GeV}]$	—	0.578 ± 0.022	—	
$b_{\text{exp/ore/pow}}[\text{GeV}^{-2} \text{ or } -1]$	0.820 ± 0.011	1.385 ± 0.015	1.222 ± 0.004	
$B_{\mathbb{P}}[\text{GeV}^{-2}]$	2.745 ± 0.046	4.271 ± 0.021	4.072 ± 0.017	
χ^2/dof	7356/5793	7448/5792	8339/5793	
Two-channel model				
$\sigma_0[\text{mb}]$	20.97 ± 0.48	22.89 ± 0.17	23.02 ± 0.23	23 / 33
$\alpha_P - 1$	0.136 ± 0.001	0.129 ± 0.001	0.131 ± 0.001	0.13 / 0.115
$\alpha'_P[\text{GeV}^{-2}]$	0.078 ± 0.001	0.075 ± 0.001	0.071 ± 0.001	0.08 / 0.11
$a_{\text{ore}}[\text{GeV}]$	—	0.718 ± 0.012	—	
$b_{\text{exp/ore/pow}}[\text{GeV}^{-2} \text{ or } -1]$	0.917 ± 0.007	1.517 ± 0.008	0.931 ± 0.002	0.45
$\Delta a ^2$	0.070 ± 0.026	-0.058 ± 0.009	0.042 ± 0.011	$-0.04 / -0.25$
$\Delta\gamma$	0.052 ± 0.042	0.131 ± 0.018	0.273 ± 0.023	0.55 / 0.4
$b_1[\text{GeV}^2]$	8.438 ± 0.108	8.951 ± 0.041	8.877 ± 0.040	8.5 / 8.0
$c_1[\text{GeV}^2]$	0.298 ± 0.012	0.278 ± 0.004	0.266 ± 0.006	0.18 / 0.18
d_1	0.472 ± 0.007	0.465 ± 0.002	0.465 ± 0.003	0.45 / 0.63
$b_2[\text{GeV}^2]$	4.982 ± 0.133	4.222 ± 0.052	4.780 ± 0.060	4.5 / 6.0
$c_2[\text{GeV}^2]$	0.542 ± 0.015	0.522 ± 0.006	0.615 ± 0.006	0.58 / 0.58
d_2	0.453 ± 0.009	0.452 ± 0.003	0.431 ± 0.004	0.45 / 0.47
χ^2/dof	5741/5786	6415/5785	7879/5786	

6.4 Model tuning

There exist loose estimates of the numerous parameters of the theoretical model illustrated in Section 1.1, including cross sections, slopes, proton-pomeron and meson-pomeron form factors. Our aim here is to determine the best values and corresponding uncertainties in these quantities with the present data. For the tuning of physics parameters the tool PROFESSOR [61] (v2.3.3) is employed. It quantifies the per-bin generator response to parameter variations and numerically optimises the behaviour of the generator.

The measured distributions included in model tuning are from events with $\pi^+\pi^-$ central final state in the resonance-free region:

- that of azimuthal angle between the scattered proton momenta, $d^3\sigma/dp_{1,T} dp_{2,T} d\phi$, if $0.35 < m < 0.65$ GeV;
- that of two-hadron invariant mass at low masses, $d^3\sigma/dp_{1,T} dp_{2,T} dm$, if $m < 0.7$ GeV;
- the distribution of the two-hadron invariant mass at high masses, $d^3\sigma/dp_{1,T} dp_{2,T} dm$, if $1.8 < m < 2.2$ GeV;
- that of squared four-momentum of the virtual meson, $d^3\sigma/dp_{1,T} dp_{2,T} d\max(\hat{t}, \hat{u})$, if $1.8 < m < 2.2$ GeV;

all of them in the range $0.2 < (p_{1,T}, p_{2,T}) < 0.8$ GeV. The ϕ distributions are sensitive to any resonant contribution; for this reason their mass window is a bit more restricted ($0.35 < m < 0.65$ GeV) than that of the invariant mass distribution. Information about the exchanged virtual meson is present in the distribution of $\max(\hat{t}, \hat{u})$ and can be exploited if one of \hat{t} or \hat{u} is close to zero, when the hadron is nearly on-shell. Such cases occur if the difference of q_1 and q_2 is large. In other words, the invariant mass of the two-hadron system should be large, hence the choice of a resonance-free window at higher mass values.

The parameter space has many dimensions, and there are up to 13 parameters to tune. The ranges of the parameters are chosen such that the variation of the model output, i.e., its envelope, covers the measured distributions. The sampling is random and uniform, and 512 pseudo-experiments are performed for each form factor parametrisation. Each pseudo-experiment contains one million generated events, whose average cross section per event is recorded. The distributions from these MC pseudo-experiments are interpolated with a first-order polynomial in the parameter space. The tuning, i.e., the minimisation of the global goodness-of-fit, converges to unique minima for each model and all three form factor options. The χ^2/dof values are in the range 1.6–2.0 (empirical), 1.2–1.5 (one-channel), and 1.0–1.3 (two-channel). Good fits are achieved with the one-channel or the two-channel models using exponential or Orear-type form factors, whereas the numerically best one is the two-channel model with the exponential parametrisation of the proton-pomeron form factor. It is clear that the power-law parametrisation of the proton-pomeron form factor is least favoured by our results. The empirical model also has a poor goodness-of-fit value, although with fairly few parameters.

The values of the fitted parameters are listed in Table 3 and shown in Fig. 13, with notations $\Delta|a|^2 = (|a_1|^2 - |a_2|^2)/2$ and $\Delta\gamma = (\gamma_1 - \gamma_2)/2$. In the case of the two-channel model, parameter values of two models describing the elastic differential pp cross section from Ref. [26] are also indicated (DIME 1 and 2). Settings of DIME 1 agree well with the best tuned values of the parameters, with the exception of the $\Delta|a^2|$, $\Delta\gamma$, and b factors. The extracted values of σ_0 are stable, except for the one-channel exponential case, and disagree with earlier estimates (Section 1.1). The matrix of correlation coefficients for the two-channel model is displayed in Fig. 14 for several choices of the proton-pomeron form factor.

6.5 Data-MC comparisons

The distributions of $d^3\sigma/dp_{1,T}dp_{2,T}d\phi$ in the nonresonant region ($0.35 < m_{\pi^+\pi^-} < 0.65$ GeV) as a function of ϕ in several $(p_{1,T}, p_{2,T})$ bins are shown in Figs. 15–17. The measured values are shown together with the predictions of the empirical and the two-channel models using the tuned parameters for the exponential proton-pomeron form factors. Curves corresponding to DIME (model 1) are also plotted: this generator gives a poor description of the data for $\phi > \pi/2$. Although the various tuned models give a better description, there are some regions with sizeable disagreements pointing to the need for further theoretical developments, specially for low $p_{1,T}$ and low $p_{2,T}$, as well as high $p_{1,T}$ and high $p_{2,T}$ combinations.

The plain exponential proton-pomeron form factor (from the fit with the empirical model) and those of the two diffractive proton eigenstates are shown in Fig. 18 (left). One of the eigenstates is quite close to the exponential form. Various options of the meson-pomeron form factor in the two-channel model, for the exponential, power-law, and the Orear-type parametrisations are shown in Fig. 18 (right).

The distributions of $d^3\sigma/dp_{1,T}dp_{2,T}dm$ as a function of m in several $(p_{1,T}, p_{2,T})$ bins are shown for $\pi^+\pi^-$ in Figs. 19–21. Measured values are shown together with the predictions of models using the tuned parameters for the exponential proton-pomeron form factors. The tuned models do not satisfactorily describe the regions with high $p_{1,T}$ and high $p_{2,T}$ combinations, whereas the empirical model is not able to describe data well at low transverse momenta.

The distributions of the squared momentum transfer of the virtual pion at invariant masses $1.8 < m_{\pi^+\pi^-} < 2.2$ GeV in several $(p_{1,T}, p_{2,T})$ bins are shown for $\pi^+\pi^-$ in Figs. 22–23. Measured values are shown together with the predictions of the empirical and the two-channel models using the tuned parameters for the exponential proton-pomeron form factors. Curves corresponding to DIME (model 1, “Dime 1”) and its modification (labelled “Dime 1 (mod)”) with $b_{\text{exp}} = 0.9 \text{ GeV}^{-2}$ are also plotted.

7 Summary

We examined the central exclusive production of charged hadron pairs in proton-proton collisions at a centre-of-mass energy of 13 TeV. Events are selected by requiring both scattered protons to be detected in the TOTEM Roman pots and exactly two oppositely charged identified pions in the CMS silicon tracker. The process is studied in the resonance-free region, for invariant masses of the centrally produced two-pion system $m_{\pi^+\pi^-} < 0.7$ GeV or $m_{\pi^+\pi^-} > 1.8$ GeV. Differential cross sections are measured as a function of the azimuthal angle between the surviving protons in a wide region of scattered proton transverse momenta, between 0.2 and 0.8 GeV, and for pion rapidities $|y| < 2$. A rich structure of nonperturbative interactions related to double-pomeron exchange emerges and is measured with good precision. The parabolic minimum in the distribution of the two-proton azimuthal angle is observed for the first time. It can be understood as an effect of additional pomeron exchanges between the incoming protons, resulting from the interference of the bare and the rescattered amplitudes. With model tuning, various physical quantities related to the pomeron cross section, proton-pomeron, and meson-pomeron form factors, pomeron trajectory and intercept, as well as coefficients of diffractive eigenstates of the proton are determined.

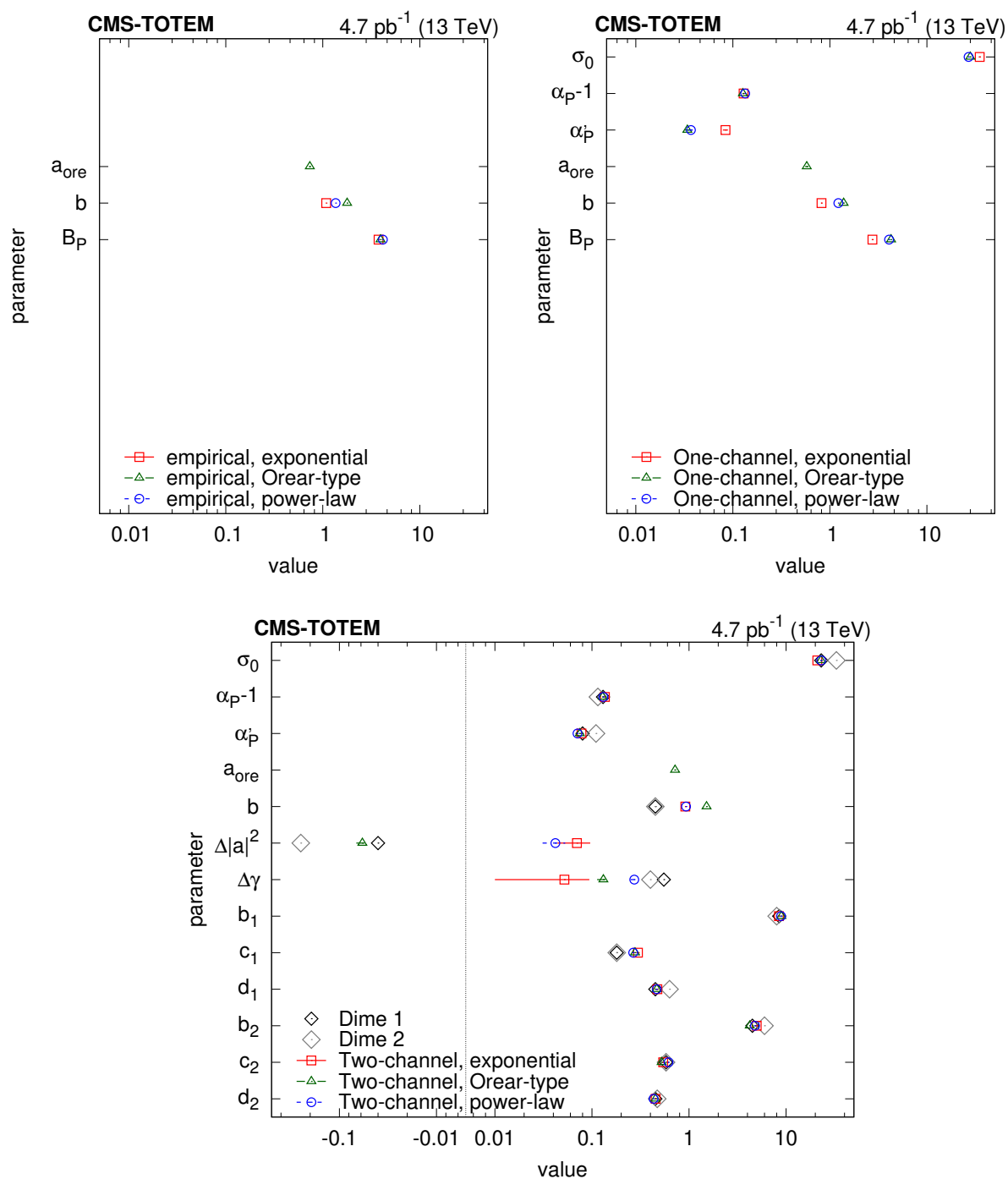


Figure 13: Values of best parameters for the empirical (upper left), one-channel (upper right), and two-channel (lower) models with several choices of the proton-pomeron form factor (exponential, Orear-type, power-law). In the case of the two-channel model, parameter values of models describing the elastic differential pp cross section from Ref. [26] are also indicated (DIME 1 and 2).

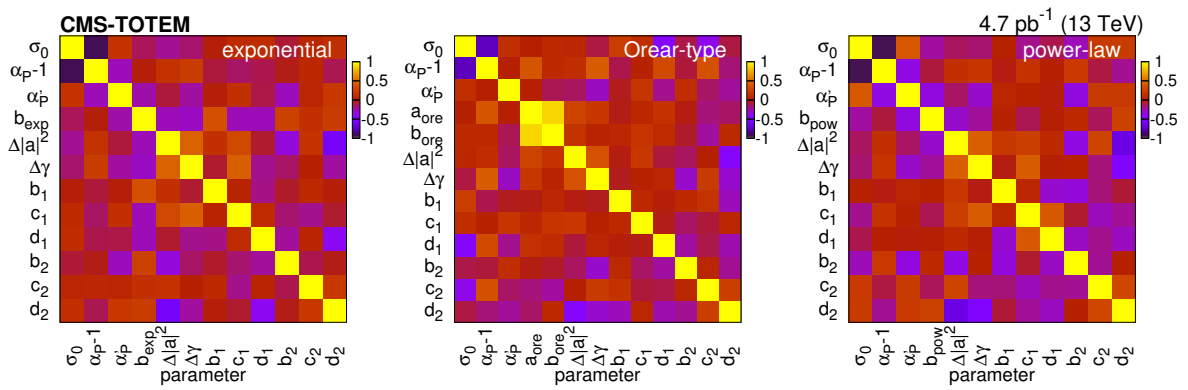
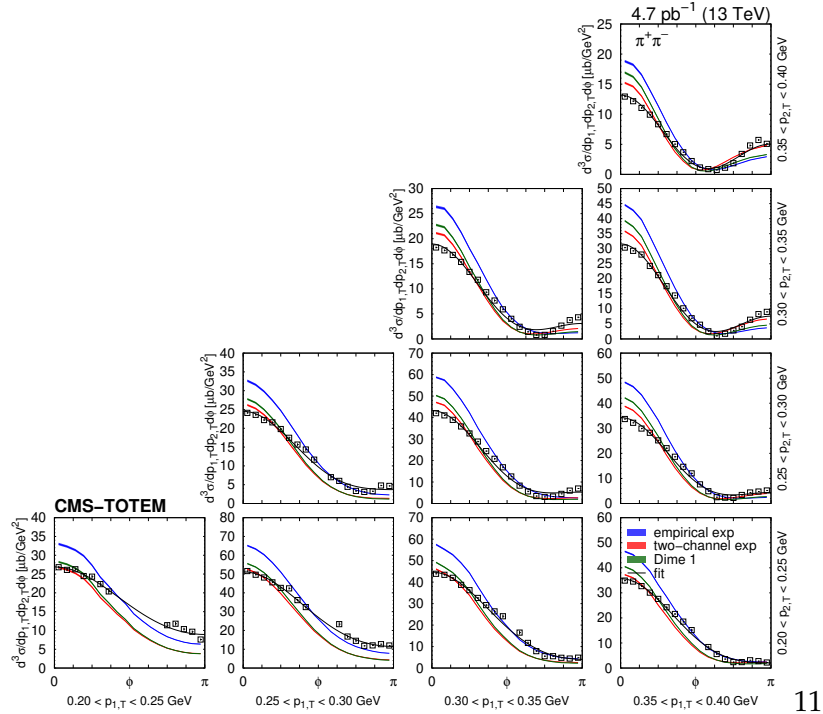
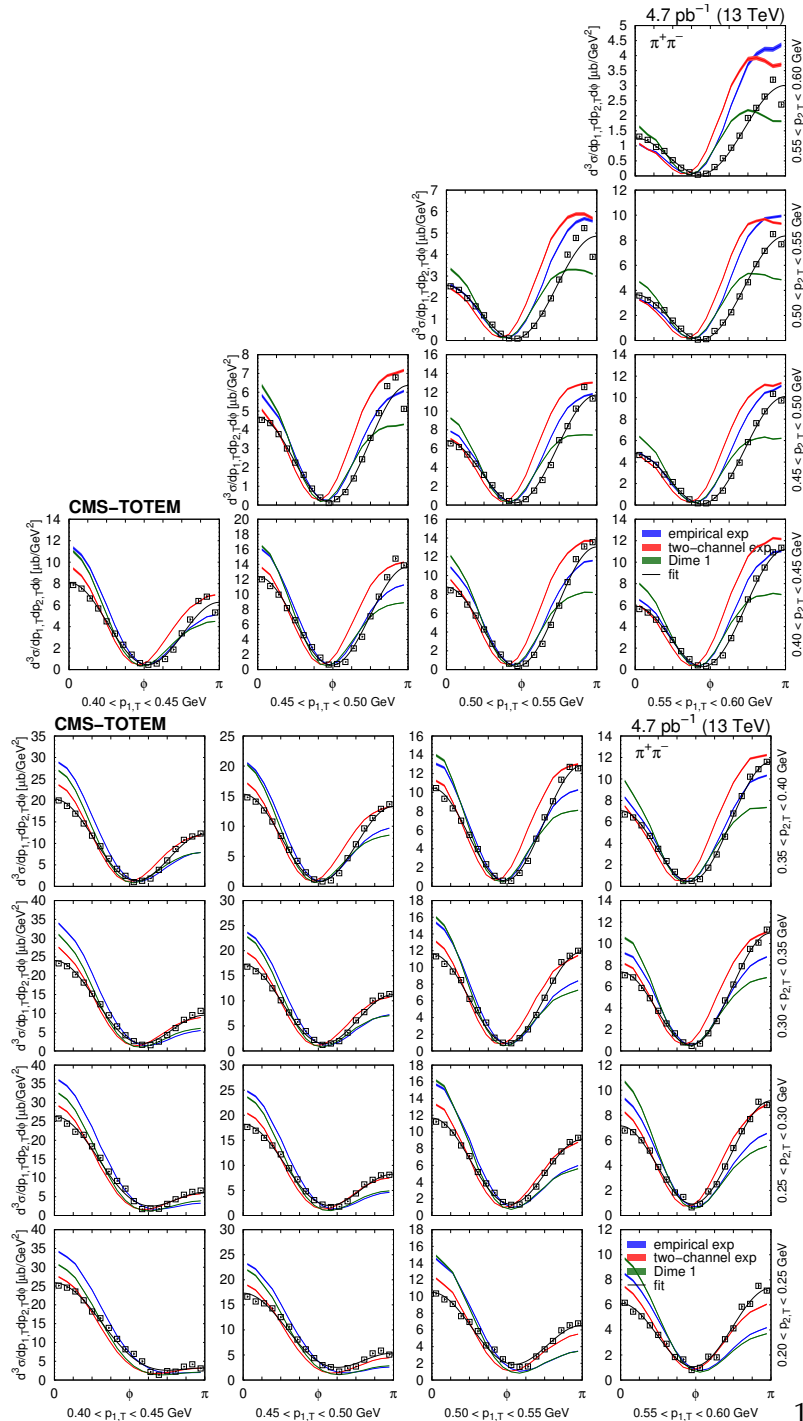


Figure 14: Correlation coefficients among values of best parameters for the two-channel model, in the case of the exponential (left), Orear-type (centre), and power-law (right) parametrisations of the proton-pomeron form factor.



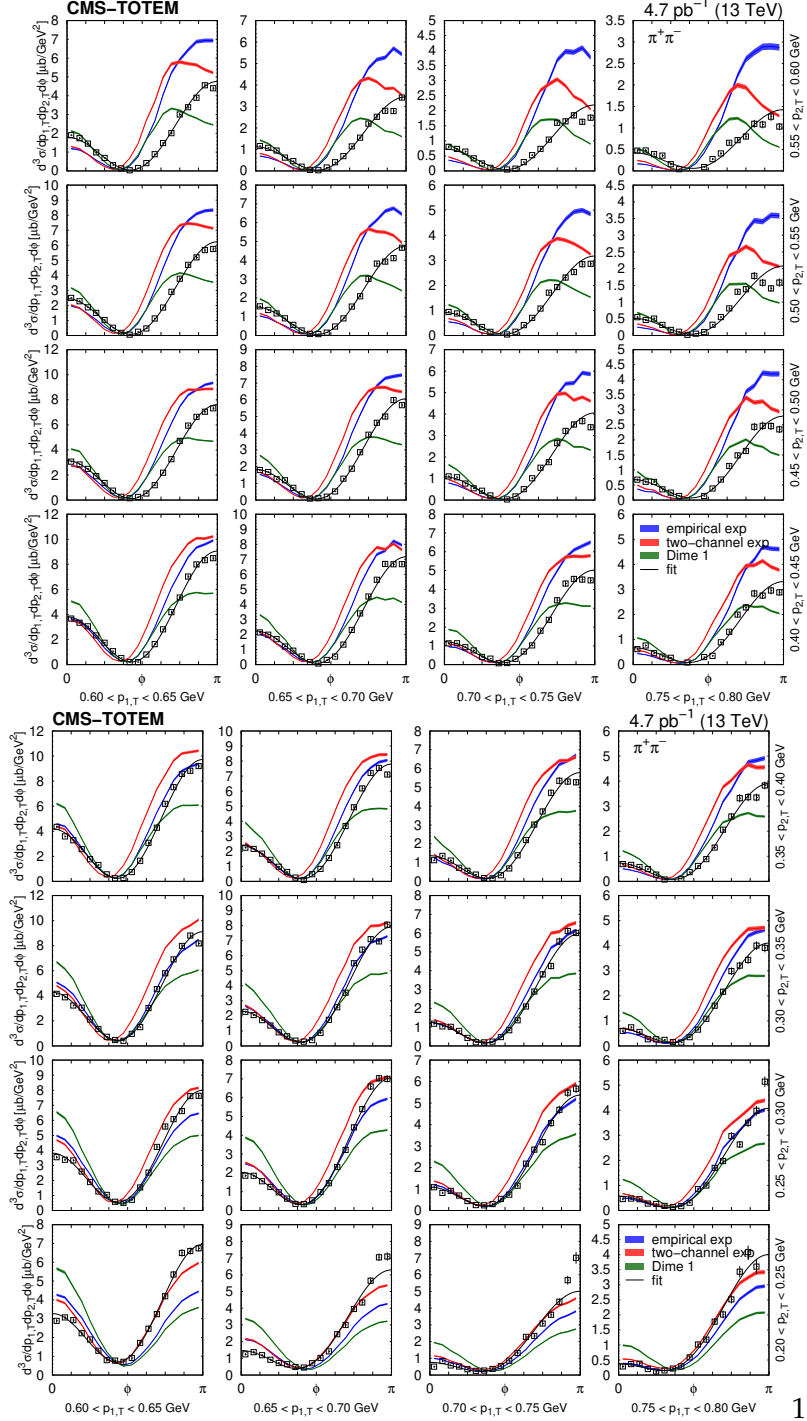
11

Figure 15: Distribution of $d^3\sigma/dp_{1,T}dp_{2,T}d\phi$ as a function of ϕ in several $(p_{1,T}, p_{2,T})$ bins in the range $0.20 < p_{1,T} < 0.40$ GeV and $0.20 < p_{2,T} < 0.60$ GeV, in units of $\mu\text{b}/\text{GeV}^2$, for the mass range $0.35 < m_{\pi^+\pi^-} < 0.65$ GeV. Measured values (black symbols) are shown together with the predictions of the empirical and the two-channel models (coloured curves) using the tuned parameters for the exponential proton-pomeron form factors (see text for details). Curves corresponding to DIME (model 1) are also plotted. Results of individual fits with the form $[A(R - \cos \phi)]^2 + c^2$ (Eq. (8)) are plotted with the curves. The error bars indicate the statistical uncertainties.



11

Figure 16: Distribution of $d^3\sigma/dp_{1,T}dp_{2,T}d\phi$ as a function of ϕ in several $(p_{1,T}, p_{2,T})$ bins in the range $0.40 < p_{1,T} < 0.60$ GeV and $0.20 < p_{2,T} < 0.60$ GeV, in units of $\mu\text{b}/\text{GeV}^2$, for the mass range $0.35 < m_{\pi^+\pi^-} < 0.65$ GeV. Measured values (black symbols) are shown together with the predictions of the empirical and the two-channel models (coloured curves) using the tuned parameters for the exponential proton-pomeron form factors (see text for details). Curves corresponding to DIME (model 1) are also plotted. Results of individual fits with the form $[A(R - \cos \phi)]^2 + c^2$ (Eq. (8)) are plotted with the curves. The error bars indicate the statistical uncertainties.



11

Figure 17: Distribution of $d^3\sigma/dp_{1,T}dp_{2,T}d\phi$ as a function of ϕ in several $(p_{1,T}, p_{2,T})$ bins in the range $0.60 < p_{1,T} < 0.80$ GeV and $0.20 < p_{2,T} < 0.60$ GeV, in units of $\mu\text{b}/\text{GeV}^2$, for the mass range $0.35 < m_{\pi^+\pi^-} < 0.65$ GeV. Measured values (black symbols) are shown together with the predictions of the empirical and the two-channel models (coloured curves) using the tuned parameters for the exponential proton-pomeron form factors (see text for details). Curves corresponding to DIME (model 1) are also plotted. Results of individual fits with the form $[A(R - \cos \phi)]^2 + c^2$ (Eq. (8)) are plotted with the curves. The error bars indicate the statistical uncertainties.

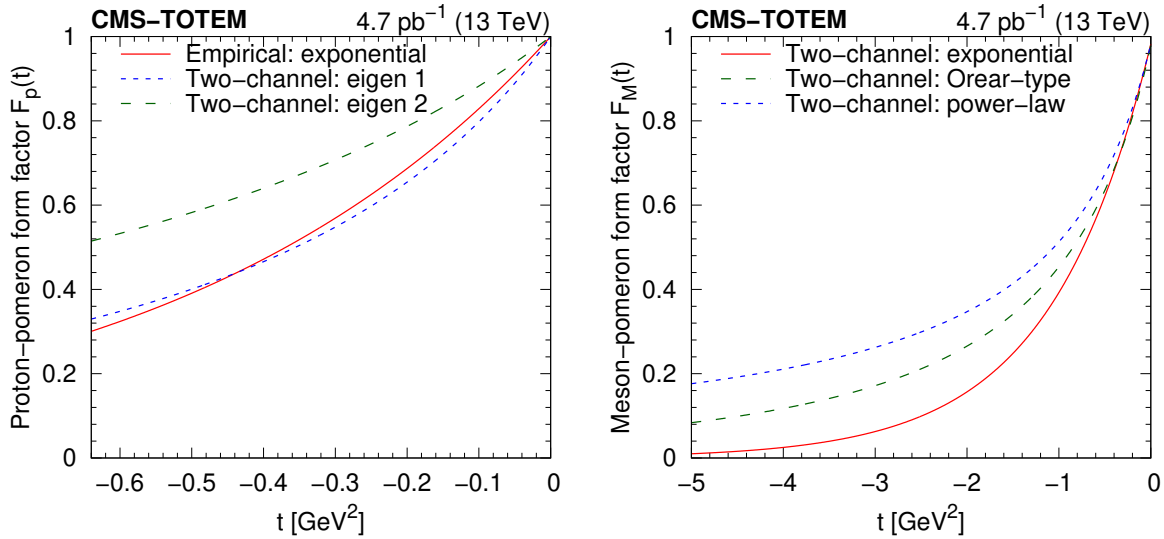


Figure 18: Results of model tuning. Left: The plain exponential proton-pomeron form factor compared with those of the two diffractive proton eigenstates. Right: Various options of the meson-pomeron form factor, shown for the exponential, Orear-type, and power-law parametrisations.

Acknowledgments

We congratulate our colleagues in the CERN accelerator departments for the excellent performance of the LHC and thank the technical and administrative staffs at CERN and at other CMS and TOTEM institutes for their contributions to the success of the common CMS-TOTEM effort. In addition, we gratefully acknowledge the computing centres and personnel of the Worldwide LHC Computing Grid and other centres for delivering so effectively the computing infrastructure essential to our analyses. Finally, we acknowledge the enduring support for the construction and operation of the LHC, the CMS and TOTEM detectors, and the supporting computing infrastructure provided by the following funding agencies: SC (Armenia), BMBWF and FWF (Austria); FNRS and FWO (Belgium); CNPq, CAPES, FAPERJ, FAPERGS, and FAPESP (Brazil); MES and BNSF (Bulgaria); CERN; CAS, MoST, and NSFC (China); MINCIENCIAS (Colombia); MSES and CSF (Croatia); RIF (Cyprus); SENESCYT (Ecuador); MoER, ERC PUT and ERDF (Estonia); Academy of Finland, Magnus Ehrnrooth Foundation, MEC, HIP, and Waldemar von Frenckell Foundation (Finland); CEA and CNRS/IN2P3 (France); SRNSF (Georgia); BMBF, DFG, and HGF (Germany); GSRI (Greece); NKFIH (Hungary); DAE and DST (India); IPM (Iran); SFI (Ireland); INFN (Italy); MSIP and NRF (Republic of Korea); MES (Latvia); LAS (Lithuania); MOE and UM (Malaysia); BUAP, CINVESTAV, CONACYT, LNS, SEP, and UASLP-FAI (Mexico); MOS (Montenegro); MBIE (New Zealand); PAEC (Pakistan); MES and NSC (Poland); FCT (Portugal); MESTD (Serbia); MCIN/AEI and PCTI (Spain); MOSTR (Sri Lanka); Swiss Funding Agencies (Switzerland); MST (Taipei); MHESI and NSTDA (Thailand); TUBITAK and TENMAK (Turkey); NASU (Ukraine); STFC (United Kingdom); DOE and NSF (USA).

Individuals have received support from the Marie-Curie programme and the European Research Council and Horizon 2020 Grant, contract Nos. 675440, 724704, 752730, 758316, 765710, 824093, and COST Action CA16108 (European Union); the Leventis Foundation; the Alfred P. Sloan Foundation; the Alexander von Humboldt Foundation; the Science Committee, project no. 22rl-037 (Armenia); the Belgian Federal Science Policy Office; the Fonds pour la Forma-

tion à la Recherche dans l'Industrie et dans l'Agriculture (FRIA-Belgium); the Agentschap voor Innovatie door Wetenschap en Technologie (IWT-Belgium); the F.R.S.-FNRS and FWO (Belgium) under the "Excellence of Science – EOS" – be.h project n. 30820817; the Beijing Municipal Science & Technology Commission, No. Z191100007219010 and Fundamental Research Funds for the Central Universities (China); the Ministry of Education, Youth and Sports (MEYS) of the Czech Republic; the Shota Rustaveli National Science Foundation, grant FR-22-985 (Georgia); the Deutsche Forschungsgemeinschaft (DFG), under Germany's Excellence Strategy – EXC 2121 "Quantum Universe" – 390833306, and under project number 400140256 - GRK2497; the Hellenic Foundation for Research and Innovation (HFRI), Project Number 2288 (Greece); the Hungarian Academy of Sciences, the New National Excellence Program - ÚNKP, the NKFIH research grants K 124845, K 124850, K 128713, K 128786, K 129058, K 131991, K 133046, K 138136, K 143460, K 143477, 2020-2.2.1-ED-2021-00181, and TKP2021-NKTA-64 (Hungary); the Council of Science and Industrial Research, India; ICSC – National Research Centre for High Performance Computing, Big Data and Quantum Computing, funded by the EU NexGeneration program (Italy); the Latvian Council of Science; the Ministry of Education and Science, project no. 2022/WK/14, and the National Science Center, contracts Opus 2021/41/B/ST2/01369 and 2021/43/B/ST2/01552 (Poland); the Fundação para a Ciência e a Tecnologia, grant CEECIND/01334/2018 (Portugal); the National Priorities Research Program by Qatar National Research Fund; MCIN/AEI/10.13039/501100011033, ERDF "a way of making Europe", and the Programa Estatal de Fomento de la Investigación Científica y Técnica de Excelencia María de Maeztu, grant MDM-2017-0765 and Programa Severo Ochoa del Principado de Asturias (Spain); the Chulalongkorn Academic into Its 2nd Century Project Advancement Project, and the National Science, Research and Innovation Fund via the Program Management Unit for Human Resources & Institutional Development, Research and Innovation, grant B37G660013 (Thailand); the Kavli Foundation; the Nvidia Corporation; the SuperMicro Corporation; the Welch Foundation, contract C-1845; and the Weston Havens Foundation (USA).

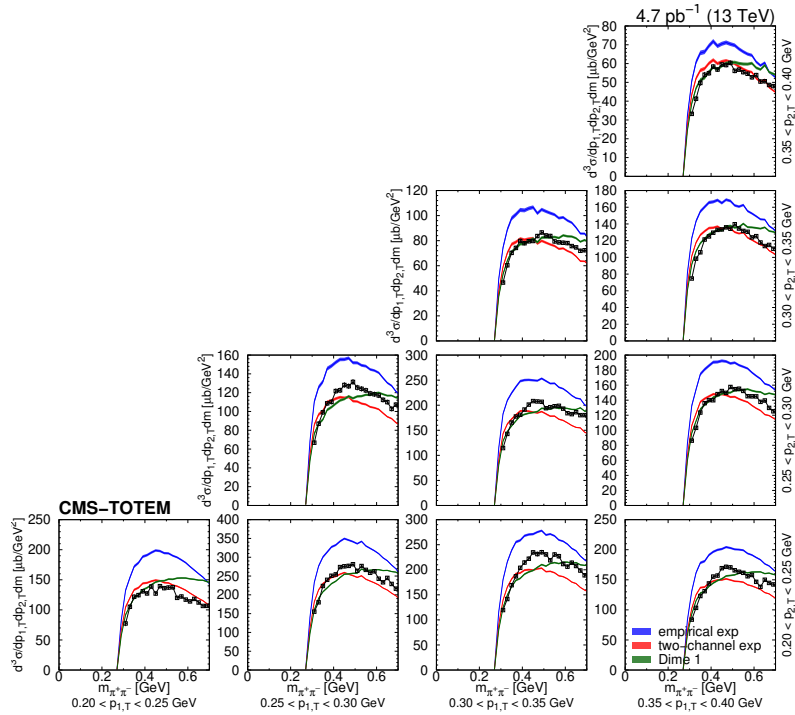


Figure 19: Distribution of $d^3\sigma/dp_{1,T}dp_{2,T}dm$ as a function of m for $\pi^+\pi^-$ pairs in several $(p_{1,T}, p_{2,T})$ bins, in units of $\mu\text{b}/\text{GeV}^3$, for the mass range $0.35 < m_{\pi^+\pi^-} < 0.65$ GeV. Measured values (black symbols) are shown together with the predictions of the empirical and the two-channel models (coloured curves) using the tuned parameters for the exponential proton-pomeron form factors (see text for details). Curves corresponding to DIME (model 1) are also plotted. The error bars indicate the statistical uncertainties. Lines connecting the data points are drawn to guide the eye.

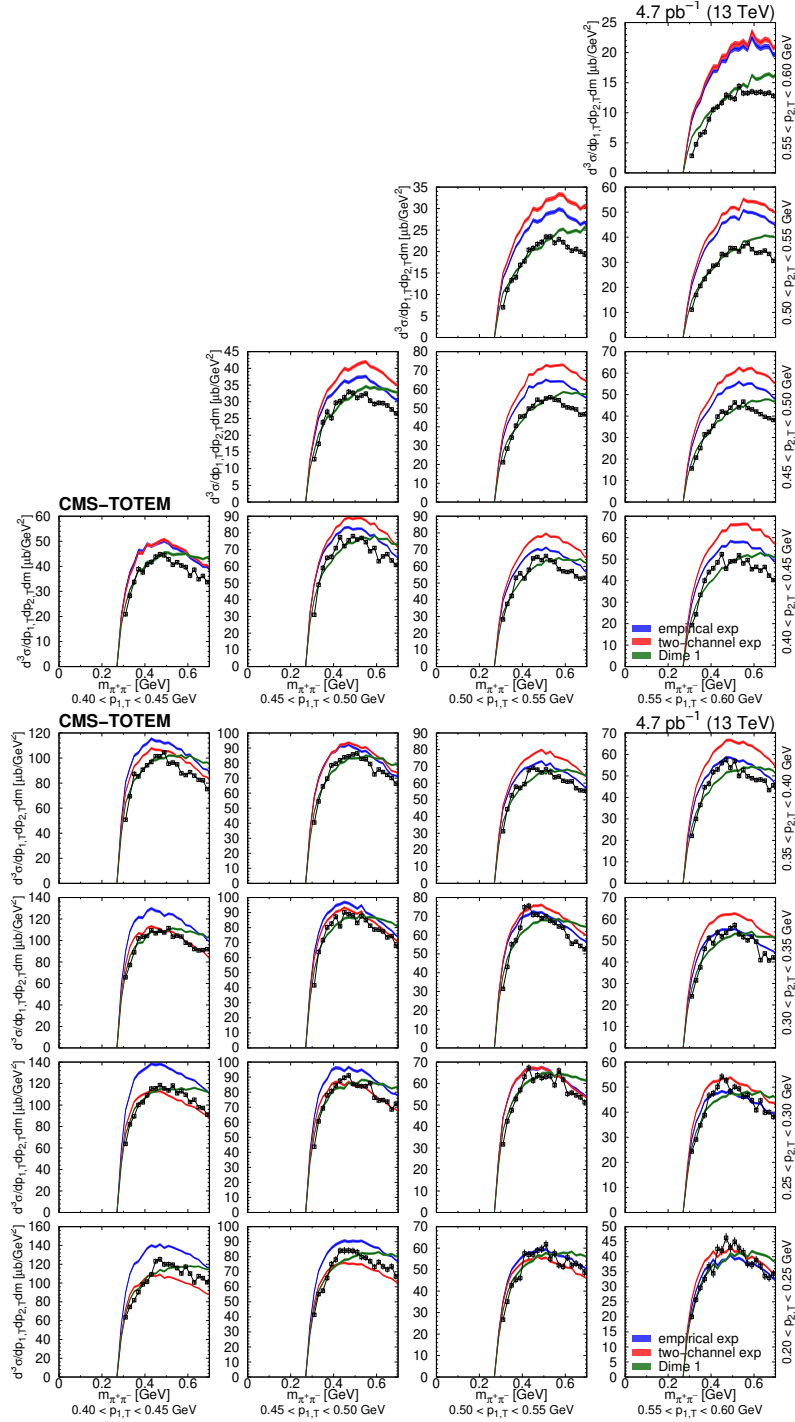


Figure 20: Distribution of $\frac{d^3\sigma}{dp_{1,T}dp_{2,T}dm}$ as a function of m for $\pi^+\pi^-$ pairs in several $(p_{1,T}, p_{2,T})$ bins, in units of $\mu\text{b}/\text{GeV}^3$, for the mass range $0.35 < m_{\pi^+\pi^-} < 0.65$ GeV. Measured values (black symbols) are shown together with the predictions of the empirical and the two-channel models (coloured curves) using the tuned parameters for the exponential proton-pomeron form factors (see text for details). Curves corresponding to DIME (model 1) are also plotted. The error bars indicate the statistical uncertainties. Lines connecting the data points are drawn to guide the eye.

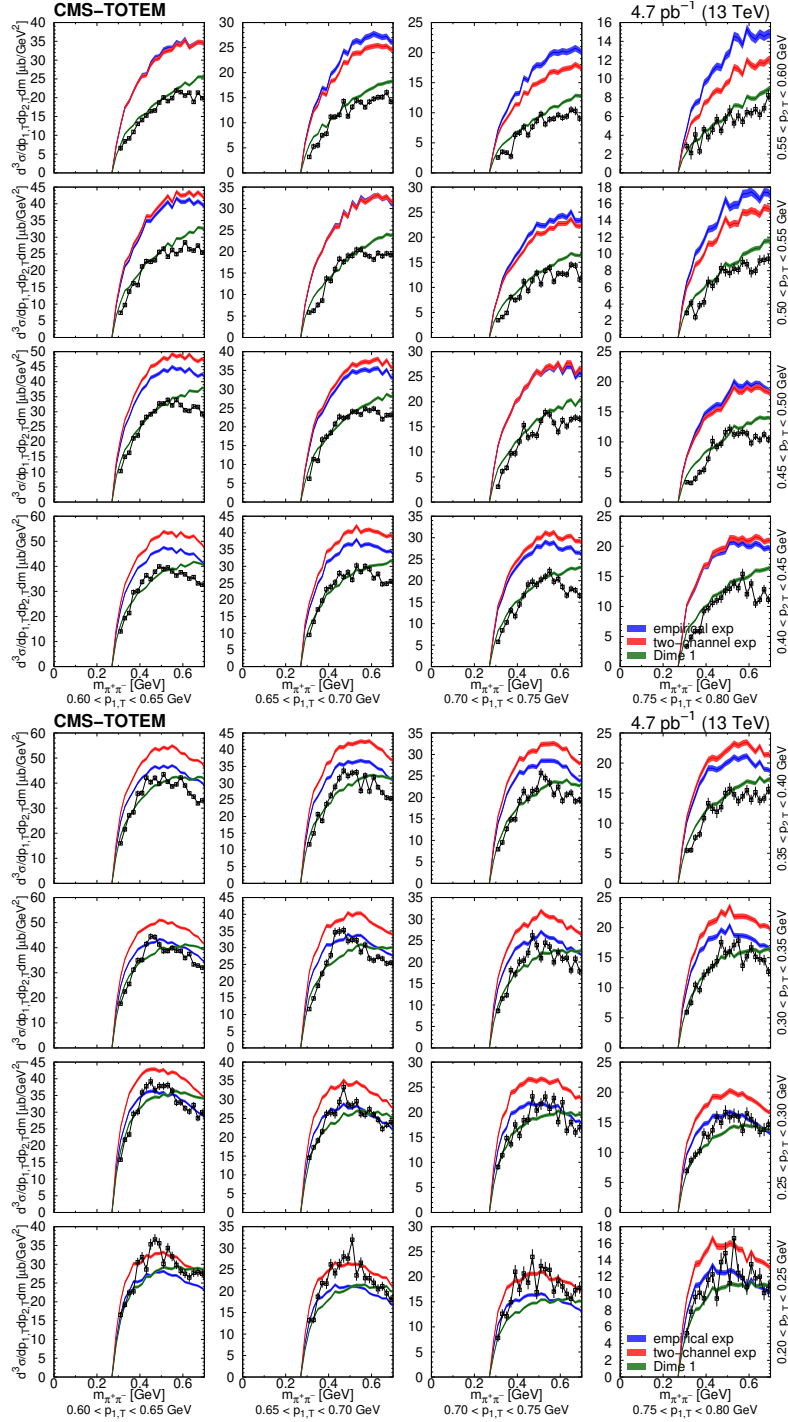


Figure 21: Distribution of $d^3\sigma/dp_{1,T}dp_{2,T}dm$ as a function of m for $\pi^+\pi^-$ pairs in several $(p_{1,T}, p_{2,T})$ bins, in units of $\mu\text{b}/\text{GeV}^3$, for the mass range $0.35 < m_{\pi^+\pi^-} < 0.65$ GeV. Measured values (black symbols) are shown together with the predictions of the empirical and the two-channel models (coloured curves) using the tuned parameters for the exponential proton-pomeron form factors (see text for details). Curves corresponding to DIME (model 1) are also plotted. The error bars indicate the statistical uncertainties. Lines connecting the data points are drawn to guide the eye.

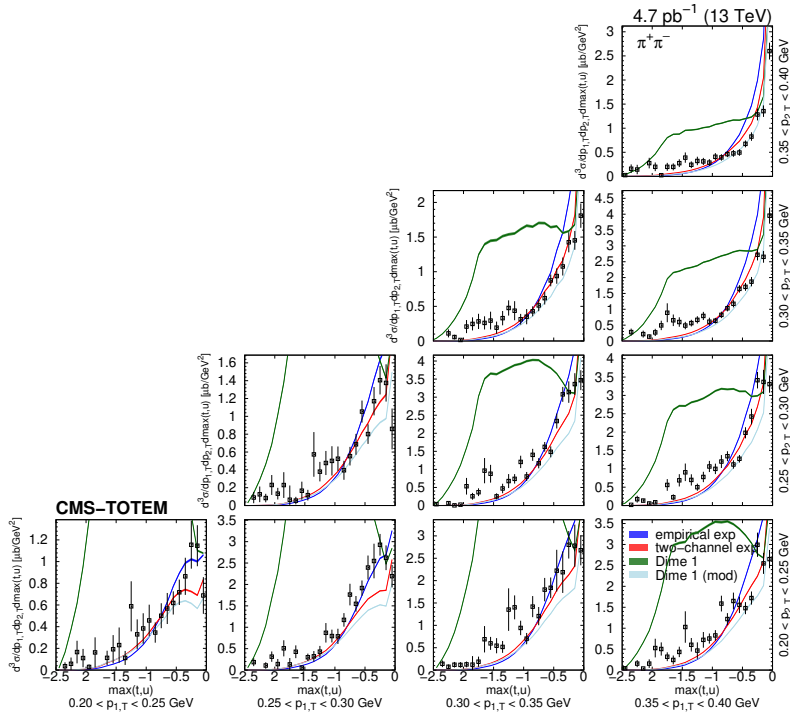


Figure 22: Distribution of the squared momentum transfer of the virtual pion in several $(p_{1,T}, p_{2,T})$ bins, in units of $\mu\text{b}/\text{GeV}^3$, for the mass range $1.8 < m_{\pi^+\pi^-} < 2.2 \text{ GeV}$. Measured values (black symbols) are shown together with the predictions of the empirical and the two-channel models (coloured curves) using the tuned parameters for the exponential proton-pomeron form factors (see text for details). Curves corresponding to DIME (model 1, “Dime 1”) and its modification (labelled “Dime 1 (mod)”) with $b_{\text{exp}} = 0.9 \text{ GeV}^{-2}$ are also plotted. The error bars indicate the statistical uncertainties.

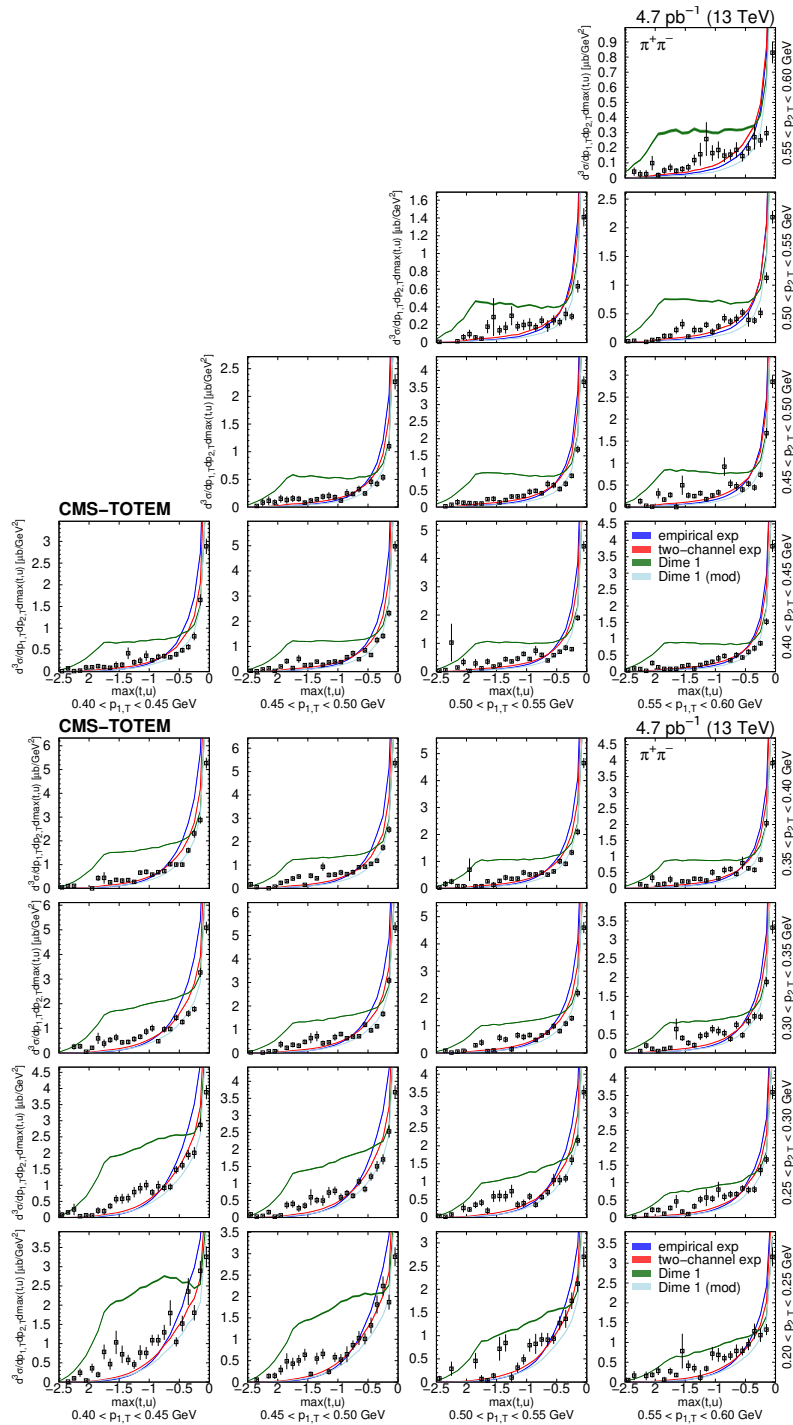


Figure 23: Distribution of the squared momentum transfer of the virtual pion in several $(p_{1,T}, p_{2,T})$ bins, in units of $\mu\text{b}/\text{GeV}^3$, for the mass range $1.8 < m_{\pi^+\pi^-} < 2.2\text{ GeV}$. Measured values (black symbols) are shown together with the predictions of the empirical and the two-channel models (coloured curves) using the tuned parameters for the exponential proton-pomeron form factors (see text for details). Curves corresponding to DIME (model 1, “Dime 1”) and its modification (labelled “Dime 1 (mod)”) with $b_{\text{exp}} = 0.9\text{ GeV}^{-2}$ are also plotted. The error bars indicate the statistical uncertainties.

References

- [1] Particle Data Group, R. L. Workman et al., “Review of particle physics”, *PTEP* **2022** (2022) 083C01, doi:10.1093/ptep/ptac097.
- [2] V. B. Berestetsky and I. Y. Pomeranchuk, “On the asymptotic behaviour of cross sections at high energies”, *Nucl. Phys.* **22** (1961) 629, doi:10.1016/0029-5582(61)90473-4.
- [3] S. Donnachie, H. G. Dosch, O. Nachtmann, and P. Landshoff, “Pomeron physics and QCD”, volume 19. Cambridge University Press, 2004. ISBN 978-0-511-06050-2, 978-0-521-78039-1, 978-0-521-67570-3.
- [4] D. Amati, A. Stanghellini, and S. Fubini, “Theory of high-energy scattering and multiple production”, *Nuovo Cim.* **26** (1962) 896, doi:10.1007/BF02781901.
- [5] H. B. Meyer and M. J. Teper, “Glueball Regge trajectories and the pomeron: A lattice study”, *Phys. Lett. B* **605** (2005) 344, doi:10.1016/j.physletb.2004.11.036, arXiv:hep-ph/0409183.
- [6] D0 and TOTEM Collaborations, “Odderon exchange from elastic scattering differences between pp and p \bar{p} data at 1.96 TeV and from pp forward scattering measurements”, *Phys. Rev. Lett.* **127** (2021) 062003, doi:10.1103/PhysRevLett.127.062003, arXiv:2012.03981.
- [7] M. G. Albrow, T. D. Coughlin, and J. R. Forshaw, “Central exclusive particle production at high energy hadron colliders”, *Prog. Part. Nucl. Phys.* **65** (2010) 149, doi:10.1016/j.pnnp.2010.06.001, arXiv:1006.1289.
- [8] W. Ochs, “The status of glueballs”, *J. Phys. G* **40** (2013) 043001, doi:10.1088/0954-3899/40/4/043001, arXiv:1301.5183.
- [9] WA76 Collaboration, “Study of the centrally produced $\pi\pi$ and $K\bar{K}$ systems at 85 and 300 GeV/c”, *Z. Phys. C* **51** (1991) 351, doi:10.1007/BF01548557.
- [10] WA91 Collaboration, “A further study of the centrally produced $\pi^+\pi^-$ and $\pi^+\pi^-\pi^+\pi^-$ channels in pp interactions at 300 and 450 GeV/c”, *Phys. Lett. B* **353** (1995) 5894, doi:10.1016/0370-2693(95)00629-Y.
- [11] F. E. Close and G. A. Schuler, “Evidence that the pomeron transforms as a non-conserved vector current”, *Phys. Lett. B* **464** (1999) 279, doi:10.1016/S0370-2693(99)00875-8, arXiv:hep-ph/9905305.
- [12] WA102 Collaboration, “Experimental evidence for a vector-like behavior of Pomeron exchange”, *Phys. Lett. B* **467** (1999) 165, doi:10.1016/S0370-2693(99)01186-7, arXiv:hep-ex/9909013.
- [13] F. E. Close, A. Kirk, and G. Schuler, “Dynamics of glueball and $q\bar{q}$ production in the central region of pp collisions”, *Phys. Lett. B* **477** (2000) 13, doi:10.1016/S0370-2693(00)00235-5, arXiv:hep-ph/0001158.
- [14] A. Kirk, “Resonance production in central pp collisions at the CERN Omega spectrometer”, *Phys. Lett. B* **489** (2000) 29, doi:10.1016/S0370-2693(00)00944-8, arXiv:hep-ph/0008053.

- [15] CDF Collaboration, “Measurement of central exclusive $\pi^+\pi^-$ production in $p\bar{p}$ collisions at $\sqrt{s} = 0.9$ and 1.96 TeV at CDF”, *Phys. Rev. D* **91** (2015) 091101, doi:10.1103/PhysRevD.91.091101, arXiv:1502.01391.
- [16] STAR Collaboration, “Measurement of the central exclusive production of charged particle pairs in proton-proton collisions at $\sqrt{s} = 200$ GeV with the STAR detector at RHIC”, *JHEP* **07** (2020) 178, doi:10.1007/JHEP07(2020)178, arXiv:2004.11078.
- [17] ATLAS Collaboration, “Measurement of exclusive pion pair production in proton-proton collisions at $\sqrt{s} = 7$ TeV with the ATLAS detector”, *Eur. Phys. J. C* **83** (2023) 627, doi:10.1140/epjc/s10052-023-11700-x, arXiv:2212.00664.
- [18] CMS Collaboration, “Study of central exclusive $\pi^+\pi^-$ production in proton-proton collisions at $\sqrt{s} = 5.02$ and 13 TeV”, *Eur. Phys. J. C* **80** (2020) 718, doi:10.1140/epjc/s10052-020-8166-5, arXiv:2003.02811.
- [19] P. Lebiedowicz and A. Szczurek, “Exclusive $pp \rightarrow pp\pi^+\pi^-$ reaction: from the threshold to LHC”, *Phys. Rev. D* **81** (2010) 036003, doi:10.1103/PhysRevD.81.036003, arXiv:0912.0190.
- [20] P. Lebiedowicz and A. Szczurek, “Revised model of absorption corrections for the $pp \rightarrow pp\pi^+\pi^-$ process”, *Phys. Rev. D* **92** (2015) 054001, doi:10.1103/PhysRevD.92.054001, arXiv:1504.07560.
- [21] P. Lebiedowicz, O. Nachtmann, and A. Szczurek, “Central exclusive diffractive production of $\pi^+\pi^-$ continuum, scalar and tensor resonances in pp and $p\bar{p}$ scattering within tensor Pomeron approach”, *Phys. Rev. D* **93** (2016) 054015, doi:10.1103/PhysRevD.93.054015, arXiv:1601.04537.
- [22] P. Lebiedowicz, O. Nachtmann, and A. Szczurek, “Towards a complete study of central exclusive production of K^+K^- pairs in proton-proton collisions within the tensor Pomeron approach”, *Phys. Rev. D* **98** (2018) 014001, doi:10.1103/PhysRevD.98.014001, arXiv:1804.04706.
- [23] P. Lebiedowicz, O. Nachtmann, and A. Szczurek, “Central exclusive diffractive production of $p\bar{p}$ pairs in proton-proton collisions at high energies”, *Phys. Rev. D* **97** (2018) 094027, doi:10.1103/PhysRevD.97.094027, arXiv:1801.03902.
- [24] M. G. Ryskin, A. D. Martin, and V. A. Khoze, “Proton opacity in the light of LHC diffractive data”, *Eur. Phys. J. C* **72** (2012) 1937, doi:10.1140/epjc/s10052-012-1937-x, arXiv:1201.6298.
- [25] L. A. Harland-Lang, V. A. Khoze, M. G. Ryskin, and W. J. Stirling, “The phenomenology of central exclusive production at hadron colliders”, *Eur. Phys. J. C* **72** (2012) 2110, doi:10.1140/epjc/s10052-012-2110-2, arXiv:1204.4803.
- [26] V. A. Khoze, A. D. Martin, and M. G. Ryskin, “Diffraction at the LHC”, *Eur. Phys. J. C* **73** (2013) 2503, doi:10.1140/epjc/s10052-013-2503-x, arXiv:1306.2149.
- [27] L. A. Harland-Lang, V. A. Khoze, and M. G. Ryskin, “Modelling exclusive meson pair production at hadron colliders”, *Eur. Phys. J. C* **74** (2014) 2848, doi:10.1140/epjc/s10052-014-2848-9, arXiv:1312.4553.

-
- [28] A. Grau, S. Pacetti, G. Pancheri, and Y. N. Srivastava, "Checks of asymptotia in pp elastic scattering at LHC", *Phys. Lett. B* **714** (2012) 70, doi:10.1016/j.physletb.2012.06.058, arXiv:1206.1076.
- [29] D. A. Fagundes et al., "Elastic pp scattering from the optical point to past the dip: An empirical parametrization from ISR to the LHC", *Phys. Rev. D* **88** (2013) 094019, doi:10.1103/PhysRevD.88.094019, arXiv:1306.0452.
- [30] L. Lukaszuk and B. Nicolescu, "A possible interpretation of pp rising total cross sections", *Lett. Nuovo Cim.* **8** (1973) 405, doi:10.1007/BF02824484.
- [31] A. Donnachie and P. V. Landshoff, "Total cross sections", *Phys. Lett. B* **296** (1992) 227, doi:10.1016/0370-2693(92)90832-0, arXiv:hep-ph/9209205.
- [32] J. R. Cudell et al., "Hadronic scattering amplitudes: medium-energy constraints on asymptotic behavior", *Phys. Rev. D* **65** (2002) 074024, doi:10.1103/PhysRevD.65.074024, arXiv:hep-ph/0107219.
- [33] J. Orear, "Transverse momentum distribution of protons in p-p elastic scattering", *Phys. Rev. Lett.* **12** (1964) 112, doi:10.1103/PhysRevLett.12.112.
- [34] CMS Collaboration, "Track impact parameter resolution for the full pseudorapidity coverage in the 2017 dataset with the CMS Phase-1 Pixel detector", CMS Detector Performance Note CMS-DP-2020-049, 2020.
- [35] CMS Collaboration, "The CMS experiment at the CERN LHC", *JINST* **3** (2008) S08004, doi:10.1088/1748-0221/3/08/S08004.
- [36] TOTEM Collaboration, "The TOTEM experiment at the CERN Large Hadron Collider", *JINST* **3** (2008) S08007, doi:10.1088/1748-0221/3/08/S08007.
- [37] TOTEM Collaboration, "Performance of the TOTEM detectors at the LHC", *Int. J. Mod. Phys. A* **28** (2013) 1330046, doi:10.1142/S0217751X13300469, arXiv:1310.2908.
- [38] GEANT4 Collaboration, "GEANT4- a simulation toolkit", *Nucl. Instrum. Meth. A* **506** (2003) 250, doi:10.1016/S0168-9002(03)01368-8.
- [39] K. Gottfried and J. D. Jackson, "On the connection between production mechanism and decay of resonances at high-energies", *Nuovo Cim.* **33** (1964) 309, doi:10.1007/BF02750195.
- [40] H. Wiedemann, "Particle accelerator physics: basic principles and linear beam dynamics". Springer Berlin Heidelberg, 2013. ISBN 9783662029039.
- [41] CMS Collaboration, "The CMS trigger system", *JINST* **12** (2017) P01020, doi:10.1088/1748-0221/12/01/P01020, arXiv:1609.02366.
- [42] ATLAS Collaboration, "Measurement of the inelastic proton-proton cross section at $\sqrt{s} = 13$ TeV with the ATLAS detector at the LHC", *Phys. Rev. Lett.* **117** (2016) 182002, doi:10.1103/PhysRevLett.117.182002, arXiv:1606.02625.
- [43] CMS Collaboration, "Measurement of the inelastic proton-proton cross section at $\sqrt{s} = 13$ TeV", *JHEP* **07** (2018) 161, doi:10.1007/JHEP07(2018)161, arXiv:1802.02613.

- [44] LHCb Collaboration, “Measurement of the inelastic pp cross-section at a centre-of-mass energy of 13 TeV”, *JHEP* **06** (2018) 100, doi:10.1007/JHEP06(2018)100, arXiv:1803.10974.
- [45] TOTEM Collaboration, “First measurement of elastic, inelastic and total cross-section at $\sqrt{s} = 13$ TeV by TOTEM and overview of cross-section data at LHC energies”, *Eur. Phys. J. C* **79** (2019) 103, doi:10.1140/epjc/s10052-019-6567-0, arXiv:1712.06153.
- [46] CMS and TOTEM Collaborations, “Proton reconstruction using the TOTEM Roman pot detectors during the high- β^* data taking period”, paper in preparation.
- [47] CMS Collaboration, “Description and performance of track and primary-vertex reconstruction with the CMS tracker”, *JINST* **9** (2014) P10009, doi:10.1088/1748-0221/9/10/P10009, arXiv:1405.6569.
- [48] CMS Collaboration, “Measurement of charged pion, kaon, and proton production in proton-proton collisions at $\sqrt{s} = 13$ TeV”, *Phys. Rev. D* **96** (2017) 112003, doi:10.1103/PhysRevD.96.112003, arXiv:1706.10194.
- [49] R. M. Sternheimer, M. J. Berger, and S. M. Seltzer, “Density effect for the ionization loss of charged particles in various substances”, *Atom. Data Nucl. Data Tabl.* **30** (1984) 261, doi:10.1016/0092-640X(84)90002-0.
- [50] P. C. Mahalanobis, “On the generalized distance in statistics”, in *Proceedings of the National Institute of Sciences of India*, volume 2, p. 49. 1936.
- [51] HEPData record for this analysis, 2023. doi:10.17182/hepdata.145998.
- [52] CMS Collaboration, “CMS luminosity measurement for the 2018 data-taking period at $\sqrt{s} = 13$ TeV”, CMS Physics Analysis Summary CMS-PAS-LUM-18-002, 2018.
- [53] CMS Collaboration, “Measurements of inclusive W and Z cross sections in pp collisions at $\sqrt{s} = 7$ TeV”, *JHEP* **01** (2011) 080, doi:10.1007/JHEP01(2011)080, arXiv:1012.2466.
- [54] CMS Collaboration, “Measurement of tracking efficiency”, CMS Physics Analysis Summary CMS-PAS-TRK-10-002, 2010.
- [55] L. A. Harland-Lang, V. A. Khoze, and M. G. Ryskin, “Exclusive physics at the LHC with SuperChic 2”, *Eur. Phys. J. C* **76** (2016) 9, doi:10.1140/epjc/s10052-015-3832-8, arXiv:1508.02718.
- [56] R. A. Kycia, J. Chwastowski, R. Staszewski, and J. Turnau, “GenEx: A simple generator structure for exclusive processes in high energy collisions”, *Commun. Comput. Phys.* **24** (2018) 860, doi:10.4208/cicp.OA-2017-0105, arXiv:1411.6035.
- [57] M. Mieskolainen, “GRANIITTI: A Monte Carlo event generator for high energy diffraction”, 2019. arXiv:1910.06300.
- [58] TOTEM Collaboration, “First determination of the ρ parameter at $\sqrt{s} = 13$ TeV: probing the existence of a colourless C-odd three-gluon compound state”, *Eur. Phys. J. C* **79** (2019) 785, doi:10.1140/epjc/s10052-019-7223-4, arXiv:1812.04732.
- [59] TOTEM Collaboration, “Elastic differential cross section measurement at $\sqrt{s} = 13$ TeV by TOTEM”, *Eur. Phys. J. C* **79** (2019) 861, doi:10.1140/epjc/s10052-019-7346-7, arXiv:1812.08283.



















- [60] V. A. Khoze, A. D. Martin, and M. G. Ryskin, “ t dependence of the slope of the high energy elastic pp cross section”, *J. Phys. G* **42** (2015) 025003, doi:10.1088/0954-3899/42/2/025003, arXiv:1410.0508.
- [61] A. Buckley et al., “Systematic event generator tuning for the LHC”, *Eur. Phys. J. C* **65** (2010) 331, doi:10.1140/epjc/s10052-009-1196-7, arXiv:0907.2973.

A The CMS Collaboration




Yerevan Physics Institute, Yerevan, Armenia

A. Hayrapetyan, A. Tumasyan¹ 

Institut für Hochenergiephysik, Vienna, Austria

W. Adam , J.W. Andrejkovic, T. Bergauer , S. Chatterjee , K. Damanakis , M. Dragicevic , P.S. Hussain , M. Jeitler² , N. Krammer , A. Li , D. Liko , I. Mikulec , J. Schieck² , R. Schöfbeck , D. Schwarz , M. Sonawane , S. Templ , W. Waltenberger , C.-E. Wulz² 
















Universiteit Antwerpen, Antwerpen, Belgium

M.R. Darwish³ , T. Janssen , P. Van Mechelen 











Vrije Universiteit Brussel, Brussel, Belgium

E.S. Bols , J. D'Hondt , S. Dansana , A. De Moor , M. Delcourt , H. El Faham , S. Lowette , I. Makarenko , D. Müller , A.R. Sahasransu , S. Tavernier , M. Tytgat⁴ , G.P. Van Onsem , S. Van Putte , D. Vannerom 















Université Libre de Bruxelles, Bruxelles, Belgium

B. Clerbaux , A.K. Das, G. De Lentdecker , L. Favart , P. Giannelos , D. Hohov , J. Jaramillo , A. Khalilzadeh, K. Lee , M. Mahdavikhorrani , A. Malara , S. Paredes , L. Pétré , N. Postiau, L. Thomas , M. Vanden Bemden , C. Vander Velde , P. Vanlaer 






Ghent University, Ghent, Belgium

M. De Coen , D. Dobur , Y. Hong , J. Knolle , L. Lambrecht , G. Mestdach, K. Mota Amarilo , C. Rendón, A. Samalan, K. Skovpen , N. Van Den Bossche , J. van der Linden , L. Wezenbeek 



















Université Catholique de Louvain, Louvain-la-Neuve, Belgium

A. Benecke , A. Bethani , G. Bruno , C. Caputo , C. Delaere , I.S. Donertas , A. Giammanco , K. Jaffel , Sa. Jain , V. Lemaître, J. Lidrych , P. Mastrapasqua , K. Mondal , T.T. Tran , S. Wertz 

Centro Brasileiro de Pesquisas Físicas, Rio de Janeiro, Brazil

G.A. Alves , E. Coelho , C. Hensel , T. Menezes De Oliveira, A. Moraes , P. Rebello Teles , M. Soeiro

Universidade do Estado do Rio de Janeiro, Rio de Janeiro, Brazil

W.L. Aldá Júnior , M. Alves Gallo Pereira , M. Barroso Ferreira Filho , H. Brandao Malbouisson , W. Carvalho , J. Chinellato⁵, E.M. Da Costa , G.G. Da Silveira⁶ , D. De Jesus Damiao , S. Fonseca De Souza , R. Gomes De Souza, J. Martins⁷ , C. Mora Herrera , L. Mundim , H. Nogima , J.P. Pinheiro , A. Santoro , A. Sznajder , M. Thiel , A. Vilela Pereira 

Universidade Estadual Paulista, Universidade Federal do ABC, São Paulo, Brazil

C.A. Bernardes⁶ , L. Calligaris , T.R. Fernandez Perez Tomei , E.M. Gregores , P.G. Mercadante , S.F. Novaes , B. Orzari , Sandra S. Padula 

Institute for Nuclear Research and Nuclear Energy, Bulgarian Academy of Sciences, Sofia, Bulgaria

A. Aleksandrov , R. Hadjiiska , P. Iaydjiev , M. Misheva , M. Shopova , G. Sultanov 




University of Sofia, Sofia, Bulgaria

A. Dimitrov , L. Litov , B. Pavlov , P. Petkov , A. Petrov , E. Shumka 


Instituto De Alta Investigación, Universidad de Tarapacá, Casilla 7 D, Arica, Chile

S. Keshri , S. Thakur 












Beihang University, Beijing, China

T. Cheng , Q. Guo, T. Javaid , L. Yuan 

Department of Physics, Tsinghua University, Beijing, China

Z. Hu , J. Liu, K. Yi^{8,9} 

Institute of High Energy Physics, Beijing, China

G.M. Chen¹⁰ , H.S. Chen¹⁰ , M. Chen¹⁰ , F. Iemmi , C.H. Jiang, A. Kapoor¹¹ , H. Liao , Z.-A. Liu¹² , R. Sharma¹³ , J.N. Song¹², J. Tao , C. Wang¹⁰, J. Wang , Z. Wang¹⁰, H. Zhang 


State Key Laboratory of Nuclear Physics and Technology, Peking University, Beijing, China

A. Agapitos , Y. Ban , A. Levin , C. Li , Q. Li , Y. Mao, S.J. Qian , X. Sun , D. Wang , H. Yang, L. Zhang , C. Zhou 

Sun Yat-Sen University, Guangzhou, China

Z. You 

University of Science and Technology of China, Hefei, China

N. Lu 

Nanjing Normal University, Nanjing, China

G. Bauer¹⁴

Institute of Modern Physics and Key Laboratory of Nuclear Physics and Ion-beam Application (MOE) - Fudan University, Shanghai, China

X. Gao¹⁵ , D. Leggat, H. Okawa 





Zhejiang University, Hangzhou, Zhejiang, China

Z. Lin , C. Lu , M. Xiao 





Universidad de Los Andes, Bogota, Colombia

C. Avila , D.A. Barbosa Trujillo, A. Cabrera , C. Florez , J. Fraga , J.A. Reyes Vega

Universidad de Antioquia, Medellin, Colombia

J. Mejia Guisao , F. Ramirez , M. Rodriguez , J.D. Ruiz Alvarez 

University of Split, Faculty of Electrical Engineering, Mechanical Engineering and Naval Architecture, Split, Croatia

D. Giljanovic , N. Godinovic , D. Lelas , A. Sculac 









University of Split, Faculty of Science, Split, Croatia

M. Kovac , T. Sculac¹⁶ 




Institute Rudjer Boskovic, Zagreb, Croatia










































































P. Bargassa , V. Brigljevic , B.K. Chitroda , D. Ferencek , S. Mishra , A. Starodumov¹⁷ , T. Susa 

University of Cyprus, Nicosia, Cyprus

A. Attikis , K. Christoforou , S. Konstantinou , J. Mousa , C. Nicolaou, F. Ptochos , P.A. Razis , H. Rykaczewski, H. Saka , A. Stepennov 










Charles University, Prague, Czech Republic

M. Finger , M. Finger Jr. , A. Kveton 

Escuela Politecnica Nacional, Quito, EcuadorE. Ayala **Universidad San Francisco de Quito, Quito, Ecuador**E. Carrera Jarrin **Academy of Scientific Research and Technology of the Arab Republic of Egypt, Egyptian Network of High Energy Physics, Cairo, Egypt**H. Abdalla¹⁸ , Y. Assran^{19,20}**Center for High Energy Physics (CHEP-FU), Fayoum University, El-Fayoum, Egypt**A. Lotfy , M.A. Mahmoud **National Institute of Chemical Physics and Biophysics, Tallinn, Estonia**K. Ehataht , M. Kadastik, T. Lange , S. Nandan , C. Nielsen , J. Pata , M. Raidal , L. Tani , C. Veelken **Department of Physics, University of Helsinki, Helsinki, Finland**H. Kirschenmann , M. Voutilainen **Helsinki Institute of Physics, Helsinki, Finland**S. Bharthuar , E. Brücken , K.T.S. Kallonen , R. Kinnunen, T. Lampén , K. Lassila-Perini , S. Lehti , T. Lindén , L. Martikainen , M. Myllymäki , M.m. Rantanen , H. Siikonen , E. Tuominen , J. Tuominiemi **Lappeenranta-Lahti University of Technology, Lappeenranta, Finland**P. Luukka , H. Petrow **IRFU, CEA, Université Paris-Saclay, Gif-sur-Yvette, France**M. Besancon , F. Couderc , M. Dejardin , D. Denegri, J.L. Faure, F. Ferri , S. Ganjour , P. Gras , G. Hamel de Monchenault , V. Lohezic , J. Malcles , J. Rander, A. Rosowsky , M.Ö. Sahin , A. Savoy-Navarro²¹ , P. Simkina , M. Titov , M. Tornago **Laboratoire Leprince-Ringuet, CNRS/IN2P3, Ecole Polytechnique, Institut Polytechnique de Paris, Palaiseau, France**E. Beaudette , A. Buchot Perraguin , P. Busson , A. Cappati , C. Charlot , F. Damas , O. Davignon , A. De Wit , B.A. Fontana Santos Alves , S. Ghosh , A. Gilbert , R. Granier de Cassagnac , A. Hakimi , B. Harikrishnan , L. Kalipoliti , G. Liu , J. Motta , M. Nguyen , C. Ochando , L. Portales , R. Salerno , J.B. Sauvan , Y. Sirois , A. Tarabini , E. Vernazza , A. Zabi , A. Zghiche **Université de Strasbourg, CNRS, IPHC UMR 7178, Strasbourg, France**J.-L. Agram²² , J. Andrea , D. Apparú , D. Bloch , J.-M. Brom , E.C. Chabert , C. Collard , S. Falke , U. Goerlach , C. Grimault, R. Haeberle , A.-C. Le Bihan , M. Meena , G. Saha , M.A. Sessini , P. Van Hove **Institut de Physique des 2 Infinis de Lyon (IP2I), Villeurbanne, France**S. Beauceron , B. Blancon , G. Boudoul , N. Chanon , J. Choi , D. Contardo , P. Depasse , C. Dozen²³ , H. El Mamouni, J. Fay , S. Gascon , M. Gouzevitch , C. Greenberg, G. Grenier , B. Ille , I.B. Laktineh, M. Lethuillier , L. Mirabito, S. Perries, A. Purohit , M. Vander Donckt , P. Verdier , J. Xiao **Georgian Technical University, Tbilisi, Georgia**G. Adamov, I. Lomidze , Z. Tsamalaidze¹⁷ **RWTH Aachen University, I. Physikalisches Institut, Aachen, Germany**

V. Botta , L. Feld , K. Klein , M. Lipinski , D. Meuser , A. Pauls , N. Röwert , M. Teroerde 




RWTH Aachen University, III. Physikalisches Institut A, Aachen, Germany

S. Diekmann , A. Dodonova , N. Eich , D. Eliseev , F. Engelke , J. Erdmann, M. Erdmann , P. Fackeldey , B. Fischer , T. Hebbeker , K. Hoepfner , F. Ivone , A. Jung , M.y. Lee , L. Mastrolorenzo, F. Mausolf , M. Merschmeyer , A. Meyer , S. Mukherjee , D. Noll , A. Novak , F. Nowotny, A. Pozdnyakov , Y. Rath, W. Redjeb , F. Rehm, H. Reithler , U. Sarkar , V. Sarkisovi , A. Schmidt , A. Sharma , J.L. Spah , A. Stein , F. Torres Da Silva De Araujo²⁴ , L. Vigilante, S. Wiedenbeck , S. Zaleski










RWTH Aachen University, III. Physikalisches Institut B, Aachen, Germany

C. Dziwok , G. Flügge , W. Haj Ahmad²⁵ , T. Kress , A. Nowack , O. Pooth , A. Stahl , T. Ziemons , A. Zotz 





Deutsches Elektronen-Synchrotron, Hamburg, Germany

H. Aarup Petersen , M. Aldaya Martin , J. Alimena , S. Amoroso, Y. An , S. Baxter , M. Bayatmakou , H. Becerril Gonzalez , O. Behnke , A. Belvedere , S. Bhattacharya , F. Blekman²⁶ , K. Borras²⁷ , A. Campbell , A. Cardini , C. Cheng, F. Colombina , S. Consuegra Rodríguez , G. Correia Silva , M. De Silva , G. Eckerlin, D. Eckstein , L.I. Estevez Banos , O. Filatov , E. Gallo²⁶ , A. Geiser , A. Giraldi , G. Greau, V. Guglielmi , M. Guthoff , A. Hinzmann , A. Jafari²⁸ , L. Jeppe , N.Z. Jomhari , B. Kaech , M. Kasemann , C. Kleinwort , R. Kogler , M. Komm , D. Krücker , W. Lange, D. Leyva Pernia , K. Lipka²⁹ , W. Lohmann³⁰ , R. Mankel , I.-A. Melzer-Pellmann , M. Mendizabal Morentin , A.B. Meyer , G. Milella , A. Mussgiller , L.P. NAIR , A. Nürnberg , Y. Otariid, J. Park , D. Pérez Adán , E. Ranken , A. Raspereza , B. Ribeiro Lopes , J. Rübenach, A. Saggio , M. Scham^{31,27} , S. Schnake²⁷ , P. Schütze , C. Schwanenberger²⁶ , D. Selivanova , K. Sharko , M. Shchedrolosiev , R.E. Sosa Ricardo , D. Stafford, F. Vazzoler , A. Ventura Barroso , R. Walsh , Q. Wang , Y. Wen , K. Wichmann, L. Wiens²⁷ , C. Wissing , Y. Yang , A. Zimmermann Castro Santos

University of Hamburg, Hamburg, Germany

A. Albrecht , S. Albrecht , M. Antonello , S. Bein , L. Benato , M. Bonanomi , P. Connor , M. Eich, K. El Morabit , Y. Fischer , A. Fröhlich, C. Garbers , E. Garutti , A. Grohsjean , M. Hajheidari, J. Haller , H.R. Jabusch , G. Kasieczka , P. Keicher, R. Klanner , W. Korcari , T. Kramer , V. Kutzner , F. Labe , J. Lange , A. Lobanov , C. Matthies , A. Mehta , L. Moureaux , M. Mrowietz, A. Nigamova , Y. Nissan, A. Paasch , K.J. Pena Rodriguez , T. Quadfasel , B. Raciti , M. Rieger , D. Savoiu , J. Schindler , P. Schleper , M. Schröder , J. Schwandt , M. Sommerhalder , H. Stadie , G. Steinbrück , A. Tews, M. Wolf

Karlsruher Institut fuer Technologie, Karlsruhe, Germany

S. Brommer , M. Burkart, E. Butz , T. Chwalek , A. Dierlamm , A. Droll, N. Faltermann , M. Giffels , A. Gottmann , F. Hartmann³² , R. Hofsaess , M. Horzela , U. Husemann , J. Kieseler , M. Klute , R. Koppenhöfer , J.M. Lawhorn , M. Link, A. Lintuluoto , S. Maier , S. Mitra , M. Mormile , Th. Müller , M. Neukum, M. Oh , M. Presilla , G. Quast , K. Rabbertz , B. Regnery , N. Shadskiy , I. Shvetsov , H.J. Simonis , M. Toms , N. Trevisani , R. Ulrich , R.F. Von Cube , M. Wassmer , S. Wieland , F. Wittig, R. Wolf , X. Zuo

Institute of Nuclear and Particle Physics (INPP), NCSR Demokritos, Aghia Paraskevi,

Greece

G. Anagnostou, G. Daskalakis , A. Kyriakis, A. Papadopoulos³², A. Stakia 

National and Kapodistrian University of Athens, Athens, Greece

P. Kontaxakis , G. Melachroinos, A. Panagiotou, I. Papavergou , I. Paraskevas , N. Saoulidou , K. Theofilatos , E. Tziaferi , K. Vellidis , I. Zisopoulos 






National Technical University of Athens, Athens, Greece

G. Bakas , T. Chatzistavrou, G. Karapostoli , K. Kousouris , I. Papakrivopoulos , E. Siamarkou, G. Tsiapolitis, A. Zacharopoulou

University of Ioánnina, Ioánnina, Greece

K. Adamidis, I. Bestintzanos, I. Evangelou , C. Foudas, C. Kamtsikis, P. Katsoulis, P. Kokkas , P.G. Kosmoglou Kioseoglou , N. Manthos , I. Papadopoulos , J. Strologas 



HUN-REN Wigner Research Centre for Physics, Budapest, Hungary

M. Bartók³³ , C. Hajdu , D. Horvath^{34,35} , F. Sikler , V. Veszpremi 

MTA-ELTE Lendület CMS Particle and Nuclear Physics Group, Eötvös Loránd University, Budapest, Hungary

M. Csanád , K. Farkas , M.M.A. Gadallah³⁶ , Á. Kadlecik , P. Major , K. Mandal , G. Pásztor , A.J. Rádl³⁷ , G.I. Veres 

Faculty of Informatics, University of Debrecen, Debrecen, Hungary

P. Raics, B. Ujvari , G. Zilizi 















Institute of Nuclear Research ATOMKI, Debrecen, Hungary

G. Bencze, S. Czellar, J. Molnar, Z. Szillasi

Karoly Robert Campus, MATE Institute of Technology, Gyongyos, Hungary

T. Csorgo³⁷ , T. Novak 





Panjab University, Chandigarh, India

J. Babbar , S. Bansal , S.B. Beri, V. Bhatnagar , G. Chaudhary , S. Chauhan , N. Dhingra³⁸ , A. Kaur , A. Kaur , H. Kaur , M. Kaur , S. Kumar , K. Sandeep , T. Sheokand, J.B. Singh , A. Singla 















University of Delhi, Delhi, India

A. Ahmed , A. Bhardwaj , A. Chhetri , B.C. Choudhary , A. Kumar , A. Kumar , M. Naimuddin , K. Ranjan , S. Saumya 



Saha Institute of Nuclear Physics, HBNI, Kolkata, India

S. Baradia , S. Barman³⁹ , S. Bhattacharya , S. Dutta , S. Dutta, S. Sarkar

Indian Institute of Technology Madras, Madras, India

M.M. Ameen , P.K. Behera , S.C. Behera , S. Chatterjee , P. Jana , P. Kalbhor , J.R. Komaragiri⁴⁰ , D. Kumar⁴⁰ , L. Panwar⁴⁰ , P.R. Pujahari , N.R. Saha , A. Sharma , A.K. Sikdar , S. Verma 

Tata Institute of Fundamental Research-A, Mumbai, India













S. Dugad, M. Kumar , G.B. Mohanty , P. Suryadevara

Tata Institute of Fundamental Research-B, Mumbai, India









A. Bala , S. Banerjee , R.M. Chatterjee, R.K. Dewanjee⁴¹ , M. Guchait , Sh. Jain , S. Karmakar , S. Kumar , G. Majumder , K. Mazumdar , S. Parolia , A. Thachayath 

National Institute of Science Education and Research, An OCC of Homi Bhabha National




Institute, Bhubaneswar, Odisha, India

S. Bahinipati⁴² , C. Kar , D. Maity⁴³ , P. Mal , T. Mishra , V.K. Muraleedharan Nair Bindhu⁴³ , K. Naskar⁴³ , A. Nayak⁴³ , P. Sadangi, P. Saha , S.K. Swain , S. Varghese⁴³ , D. Vats⁴³ 



Indian Institute of Science Education and Research (IISER), Pune, India

S. Acharya⁴⁴ , A. Alpana , S. Dube , B. Gomber⁴⁴ , B. Kansal , A. Laha , B. Sahu⁴⁴ , S. Sharma 


Isfahan University of Technology, Isfahan, Iran

H. Bakhshiansohi⁴⁵ , E. Khazaie⁴⁶ , M. Zeinali⁴⁷ 

































Institute for Research in Fundamental Sciences (IPM), Tehran, Iran

S. Chenarani⁴⁸ , S.M. Etesami , M. Khakzad , M. Mohammadi Najafabadi 




























University College Dublin, Dublin, Ireland

M. Grunewald 






INFN Sezione di Bari^a, Università di Bari^b, Politecnico di Bari^c, Bari, Italy

M. Abbrescia^{a,b} , R. Aly^{a,c,49} , A. Colaleo^{a,b} , D. Creanza^{a,c} , B. D'Anzi^{a,b} , N. De Filippis^{a,c} , M. De Palma^{a,b} , A. Di Florio^{a,c} , W. Elmetenawee^{a,b,49} , L. Fiore^a , G. Iaselli^{a,c} , M. Louka^{a,b} , G. Maggi^{a,c} , M. Maggi^a , I. Margjeka^{a,b} , V. Mastrapasqua^{a,b} , S. My^{a,b} , S. Nuzzo^{a,b} , A. Pellecchia^{a,b} , A. Pompili^{a,b} , G. Pugliese^{a,c} , R. Radogna^a , G. Ramirez-Sanchez^{a,c} , D. Ramos^a , A. Ranieri^a , L. Silvestris^a , F.M. Simone^{a,b} , Ü. Sözbilir^a , A. Stamerra^a , R. Venditti^a , P. Verwilligen^a , A. Zaza^{a,b} 




















INFN Sezione di Bologna^a, Università di Bologna^b, Bologna, Italy

G. Abbiendi^a , C. Battilana^{a,b} , D. Bonacorsi^{a,b} , L. Borgonovi^a , R. Campanini^{a,b} , P. Capiluppi^{a,b} , A. Castro^{a,b} , F.R. Cavallo^a , M. Cuffiani^{a,b} , G.M. Dallavalle^a , T. Diotallevi^{a,b} , F. Fabbri^a , A. Fanfani^{a,b} , D. Fasanella^{a,b} , L. Giommi^{a,b} , C. Grandi^a , L. Guiducci^{a,b} , S. Lo Meo^{a,50} , L. Lunerti^{a,b} , S. Marcellini^a , G. Masetti^a , F.L. Navarria^{a,b} , A. Perrotta^a , F. Primavera^{a,b} , A.M. Rossi^{a,b} , T. Rovelli^{a,b} , G.P. Siroli^{a,b} 

INFN Sezione di Catania^a, Università di Catania^b, Catania, Italy

S. Costa^{a,b,51} , A. Di Mattia^a , R. Potenza^{a,b} , A. Tricomi^{a,b,51} , C. Tuve^{a,b} 

INFN Sezione di Firenze^a, Università di Firenze^b, Firenze, Italy

P. Assiouras^a , G. Barbagli^a , G. Bardelli^{a,b} , B. Camaiani^{a,b} , A. Cassese^a , R. Ceccarelli^a , V. Ciulli^{a,b} , C. Civinini^a , R. D'Alessandro^{a,b} , E. Focardi^{a,b} , T. Kello^a , G. Latino^{a,b} , P. Lenzi^{a,b} , M. Lizzo^a , M. Meschini^a , S. Paoletti^a , A. Papanastassiou^{a,b} , G. Sguazzoni^a , L. Viliani^a 























INFN Laboratori Nazionali di Frascati, Frascati, Italy



L. Benussi , S. Bianco , S. Meola⁵² , D. Piccolo 

INFN Sezione di Genova^a, Università di Genova^b, Genova, Italy












P. Chatagnon^a , F. Ferro^a , E. Robutti^a , S. Tosi^{a,b} 

INFN Sezione di Milano-Bicocca^a, Università di Milano-Bicocca^b, Milano, Italy






























A. Benaglia^a , G. Boldrini^{a,b} , F. Brivio^a , F. Ceteorelli^a , F. De Guio^{a,b} , M.E. Dinardo^{a,b} , P. Dini^a , S. Gennai^a , R. Gerosa^{a,b} , A. Ghezzi^{a,b} , P. Govoni^{a,b} , L. Guzzi^a , M.T. Lucchini^{a,b} , M. Malberti^a , S. Malvezzi^a , A. Massironi^a , D. Menasce^a , L. Moroni^a , M. Paganoni^{a,b} , D. Pedrini^a , B.S. Pinolini^a , S. Ragazzi^{a,b} 

T. Tabarelli de Fatis^{a,b} , D. Zuolo^a 

INFN Sezione di Napoli^a, Università di Napoli 'Federico II'^b, Napoli, Italy; Università della Basilicata^c, Potenza, Italy

S. Buontempo^a , A. Cagnotta^{a,b} , F. Carnevali^{a,b} , N. Cavallo^{a,c} , A. De Iorio^{a,b} , F. Fabozzi^{a,c} , A.O.M. Iorio^{a,b} , L. Lista^{a,b,53} , P. Paolucci^{a,32} , B. Rossi^a , C. Sciacca^{a,b} 














INFN Sezione di Padova^a, Università di Padova^b, Padova, Italy

R. Ardino^a , P. Azzi^a , N. Bacchetta^{a,54} , A. Bergnoli^a , D. Bisello^{a,b} , P. Bortignon^a , A. Bragagnolo^{a,b} , R. Carlin^{a,b} , T. Dorigo^a , F. Gasparini^{a,b} , U. Gasparini^{a,b} , E. Lusiani^a , M. Margoni^{a,b} , F. Marini^a , A.T. Meneguzzo^{a,b} , M. Migliorini^{a,b} , J. Pazzini^{a,b} , P. Ronchese^{a,b} , R. Rossin^{a,b} , F. Simonetto^{a,b} , G. Strong^a , M. Tosi^{a,b} , A. Triossi^{a,b} , S. Ventura^a , H. Yarar^{a,b} , M. Zanetti^{a,b} , P. Zotto^{a,b} , A. Zucchetta^{a,b} , G. Zumerle^{a,b} 





























INFN Sezione di Pavia^a, Università di Pavia^b, Pavia, Italy

S. Abu Zeid^{a,55} , C. Aimè^{a,b} , A. Braghieri^a , S. Calzaferri^a , D. Fiorina^a , P. Montagna^{a,b} , V. Re^a , C. Riccardi^{a,b} , P. Salvini^a , I. Vai^{a,b} , P. Vitulo^{a,b} 




















INFN Sezione di Perugia^a, Università di Perugia^b, Perugia, Italy

S. Ajmal^{a,b} , G.M. Bilei^a , D. Ciangottini^{a,b} , L. Fanò^{a,b} , M. Magherini^{a,b} , G. Mantovani^{a,b} , V. Mariani^{a,b} , M. Menichelli^a , F. Moscatelli^{a,56} , A. Rossi^{a,b} , A. Santocchia^{a,b} , D. Spiga^a , T. Tedeschi^{a,b} 







































INFN Sezione di Pisa^a, Università di Pisa^b, Scuola Normale Superiore di Pisa^c, Pisa, Italy; Università di Siena^d, Siena, Italy

P. Asenov^{a,b} , P. Azzurri^a , G. Bagliesi^a , R. Bhattacharya^a , L. Bianchini^{a,b} , T. Boccali^a , D. Bruschini^{a,c} , R. Castaldi^a , M.A. Ciocci^{a,b} , M. Cipriani^{a,b} , V. D'Amante^{a,d} , R. Dell'Orso^a , S. Donato^a , A. Giassi^a , F. Ligabue^{a,c} , D. Matos Figueiredo^a , A. Messineo^{a,b} , M. Musich^{a,b} , F. Palla^a , A. Rizzi^{a,b} , G. Rolandi^{a,c} , S. Roy Chowdhury^a , T. Sarkar^a , P. Spagnolo^a , R. Tenchini^a , G. Tonelli^{a,b} , A. Venturi^a , P.G. Verdini^a 







INFN Sezione di Roma^a, Sapienza Università di Roma^b, Roma, Italy

P. Barria^a , M. Campana^{a,b} , F. Cavallari^a , L. Cunqueiro Mendez^{a,b} , D. Del Re^{a,b} , E. Di Marco^a , M. Diemoz^a , F. Errico^{a,b} , E. Longo^{a,b} , P. Meridiani^a , J. Mijuskovic^{a,b} , G. Organtini^{a,b} , F. Pandolfi^a , R. Paramatti^{a,b} , C. Quaranta^{a,b} , S. Rahatlou^{a,b} , C. Rovelli^a , F. Santanastasio^{a,b} , L. Soffi^a 










INFN Sezione di Torino^a, Università di Torino^b, Torino, Italy; Università del Piemonte Orientale^c, Novara, Italy

N. Amapane^{a,b} , R. Arcidiacono^{a,c} , S. Argiro^{a,b} , M. Arneodo^{a,c} , N. Bartosik^a , R. Bellan^{a,b} , A. Bellora^{a,b} , C. Biino^a , N. Cartiglia^a , M. Costa^{a,b} , R. Covarelli^{a,b} , N. Demaria^a , L. Finco^a , M. Grippo^{a,b} , B. Kiani^{a,b} , F. Legger^a , F. Luongo^{a,b} , C. Mariotti^a , L. Markovic^{a,b} , S. Maselli^a , A. Mecca^{a,b} , E. Migliore^{a,b} , M. Monteno^a , R. Mulargia^a , M.M. Obertino^{a,b} , G. Ortona^a , L. Pacher^{a,b} , N. Pastrone^a , M. Pelliccioni^a , M. Ruspa^{a,c} , F. Siviero^{a,b} , V. Sola^{a,b} , A. Solano^{a,b} , A. Staiano^a , C. Tarricone^{a,b} , D. Trocino^a , G. Umoret^{a,b} , E. Vlasov^{a,b} 


INFN Sezione di Trieste^a, Università di Trieste^b, Trieste, Italy

S. Belforte^a , V. Candelise^{a,b} , M. Casarsa^a , F. Cossutti^a , K. De Leo^{a,b} , G. Della Ricca^{a,b} 

Kyungpook National University, Daegu, Korea

S. Dogra , J. Hong , C. Huh , B. Kim , D.H. Kim , J. Kim, H. Lee, S.W. Lee ,
C.S. Moon , Y.D. Oh , M.S. Ryu , S. Sekmen , Y.C. Yang 

Department of Mathematics and Physics - GWNNU, Gangneung, Korea

M.S. Kim 

Chonnam National University, Institute for Universe and Elementary Particles, Kwangju, Korea

G. Bak , P. Gwak , H. Kim , D.H. Moon 

Hanyang University, Seoul, Korea

E. Asilar , D. Kim , T.J. Kim , J.A. Merlin

Korea University, Seoul, Korea

S. Choi , S. Han, B. Hong , K. Lee, K.S. Lee , S. Lee , J. Park, S.K. Park, J. Yoo 












Kyung Hee University, Department of Physics, Seoul, Korea

J. Goh , S. Yang 








Sejong University, Seoul, Korea

H. S. Kim , Y. Kim, S. Lee



Seoul National University, Seoul, Korea

J. Almond, J.H. Bhyun, J. Choi , W. Jun , J. Kim , S. Ko , H. Kwon , H. Lee , J. Lee ,
J. Lee , B.H. Oh , S.B. Oh , H. Seo , U.K. Yang, I. Yoon 

University of Seoul, Seoul, Korea

W. Jang , D.Y. Kang, Y. Kang , S. Kim , B. Ko, J.S.H. Lee , Y. Lee , I.C. Park , Y. Roh,
I.J. Watson 


Yonsei University, Department of Physics, Seoul, Korea

S. Ha , H.D. Yoo 

Sungkyunkwan University, Suwon, Korea

M. Choi , M.R. Kim , H. Lee, Y. Lee , I. Yu 


College of Engineering and Technology, American University of the Middle East (AUM), Dasman, Kuwait

T. Beyrouthy, Y. Maghrbi 

Riga Technical University, Riga, Latvia

K. Dreimanis , A. Gaile , G. Pikurs, A. Potrebko , M. Seidel , V. Veckalns⁵⁷ 

University of Latvia (LU), Riga, Latvia

N.R. Strautnieks 

Vilnius University, Vilnius, Lithuania

M. Ambrozas , A. Juodagalvis , A. Rinkevicius , G. Tamulaitis 

National Centre for Particle Physics, Universiti Malaya, Kuala Lumpur, Malaysia

N. Bin Norjoharuddeen , I. Yusuff⁵⁸ , Z. Zolkapli

Universidad de Sonora (UNISON), Hermosillo, Mexico

J.F. Benitez , A. Castaneda Hernandez , H.A. Encinas Acosta, L.G. Gallegos Maríñez,
M. León Coello , J.A. Murillo Quijada , A. Sehrawat , L. Valencia Palomo 

Centro de Investigacion y de Estudios Avanzados del IPN, Mexico City, Mexico

G. Ayala , H. Castilla-Valdez , E. De La Cruz-Burelo , I. Heredia-De La Cruz⁵⁹ , R. Lopez-Fernandez , C.A. Mondragon Herrera, A. Sánchez Hernández 


Universidad Iberoamericana, Mexico City, Mexico

C. Oropeza Barrera , M. Ramírez García 

Benemerita Universidad Autonoma de Puebla, Puebla, Mexico

I. Bautista , I. Pedraza , H.A. Salazar Ibarguen , C. Uribe Estrada 

University of Montenegro, Podgorica, Montenegro

I. Bubanja, N. Raicevic 

University of Canterbury, Christchurch, New Zealand

P.H. Butler 







National Centre for Physics, Quaid-I-Azam University, Islamabad, Pakistan

A. Ahmad , M.I. Asghar, A. Awais , M.I.M. Awan, H.R. Hoorani , W.A. Khan 

National Centre for Nuclear Research, Swierk, Poland

H. Bialkowska , M. Bluj , B. Boimska , M. Górski , M. Kazana , M. Szeleper , P. Zalewski 
















Institute of Experimental Physics, Faculty of Physics, University of Warsaw, Warsaw, Poland

K. Bunkowski , K. Doroba , A. Kalinowski , M. Konecki , J. Krolikowski , A. Muhammad 



Warsaw University of Technology, Warsaw, Poland

K. Pozniak , W. Zabolotny 



Laboratório de Instrumentação e Física Experimental de Partículas, Lisboa, Portugal

M. Araujo , D. Bastos , C. Beirão Da Cruz E Silva , A. Boletti , T. Camporesi , G. Da Molin , P. Faccioli , M. Gallinaro , J. Hollar , N. Leonardo , T. Niknejad , A. Petrilli , M. Pisano , J. Seixas , J. Varela , J.W. Wulff




























Faculty of Physics, University of Belgrade, Belgrade, Serbia

P. Adzic , P. Milenovic 


VINCA Institute of Nuclear Sciences, University of Belgrade, Belgrade, Serbia

M. Dordevic , J. Milosevic , V. Rekovic

Centro de Investigaciones Energéticas Medioambientales y Tecnológicas (CIEMAT), Madrid, Spain

M. Aguilar-Benitez, J. Alcaraz Maestre , Cristina F. Bedoya , M. Cepeda , M. Cerrada , N. Colino , B. De La Cruz , A. Delgado Peris , A. Escalante Del Valle , D. Fernández Del Val , J.P. Fernández Ramos , J. Flix , M.C. Fouz , O. Gonzalez Lopez , S. Goy Lopez , J.M. Hernandez , M.I. Josa , D. Moran , C. M. Morcillo Perez , Á. Navarro Tobar , C. Perez Dengra , A. Pérez-Calero Yzquierdo , J. Puerta Pelayo , I. Redondo , D.D. Redondo Ferrero , L. Romero, S. Sánchez Navas , L. Urda Gómez , J. Vazquez Escobar , C. Willmott

Universidad Autónoma de Madrid, Madrid, Spain



















J.F. de Trocóniz 

Universidad de Oviedo, Instituto Universitario de Ciencias y Tecnologías Espaciales de Asturias (ICTEA), Oviedo, Spain

B. Alvarez Gonzalez , J. Cuevas , J. Fernandez Menendez , S. Folgueras , I. Gonza-

lez Caballero , J.R. González Fernández , E. Palencia Cortezon , C. Ramón Álvarez , V. Rodríguez Bouza , A. Soto Rodríguez , A. Trapote , C. Vico Villalba , P. Vischia 

Instituto de Física de Cantabria (IFCA), CSIC-Universidad de Cantabria, Santander, Spain

S. Bhowmik , S. Blanco Fernández , J.A. Brochero Cifuentes , I.J. Cabrillo , A. Calderon , J. Duarte Campderros , M. Fernandez , G. Gomez , C. Lasasoa García , C. Martinez Rivero , P. Martinez Ruiz del Arbol , F. Matorras , P. Matorras Cuevas , E. Navarrete Ramos , J. Piedra Gomez , L. Scodellaro , I. Vila , J.M. Vizan Garcia 


University of Colombo, Colombo, Sri Lanka

M.K. Jayananda , B. Kailasapathy⁶⁰ , D.U.J. Sonnadara , D.D.C. Wickramarathna 










University of Ruhuna, Department of Physics, Matara, Sri Lanka

W.G.D. Dharmaratna⁶¹ , K. Liyanage , N. Perera , N. Wickramage 









CERN, European Organization for Nuclear Research, Geneva, Switzerland

D. Abbaneo , C. Amendola , E. Auffray , G. Auzinger , D. Barney , A. Bermúdez Martínez , M. Bianco , B. Bilin , A.A. Bin Anuar , A. Bocci , C. Botta , E. Brondolin , C. Caillol , G. Cerminara , N. Chernyavskaya , D. d'Enterria , A. Dabrowski , A. David , A. De Roeck , M.M. Defranchis , M. Dobson , L. Forthomme , G. Franzoni , W. Funk , D. Gigi , K. Gill , F. Glege , L. Gouskos , M. Haranko , J. Hegeman , B. Huber , V. Innocente , T. James , P. Janot , S. Laurila , P. Lecoq , E. Leutgeb , C. Lourenço , B. Maier , L. Malgeri , M. Mannelli , A.C. Marini , M. Matthewman , F. Meijers , S. Mersi , E. Meschi , V. Milosevic , E. Monti , F. Moortgat , M. Mulders , I. Neutelings , S. Orfanelli , F. Pantaleo , G. Petrucciani , A. Pfeiffer , M. Pierini , D. Piparo , H. Qu , D. Rabadý , G. Reales Gutiérrez , M. Rovere , H. Sakulin , S. Scarfi , C. Schwick , M. Selvaggi , A. Sharma , K. Shchelina , P. Silva , P. Sphicas⁶² , A.G. Stahl Leitner , A. Steen , S. Summers , D. Treille , P. Tropea , A. Tsiroú , D. Walter , J. Wanczyk⁶³ , J. Wang , S. Wuchterl , P. Zehetner , P. Zejdl , W.D. Zeuner 






















Paul Scherrer Institut, Villigen, Switzerland

T. Bevilacqua⁶⁴ , L. Caminada⁶⁴ , A. Ebrahimi , W. Erdmann , R. Horisberger , Q. Ingram , H.C. Kaestli , D. Kotlinski , C. Lange , M. Missiroli⁶⁴ , L. Noehte⁶⁴ , T. Rohe 








ETH Zurich - Institute for Particle Physics and Astrophysics (IPA), Zurich, Switzerland

T.K. Aarrestad , K. Androsoy⁶³ , M. Backhaus , A. Calandri , C. Cazzaniga , K. Datta , A. De Cosa , G. Dissertori , M. Dittmar , M. Donegà , F. Eble , M. Galli , K. Gedia , F. Glessgen , C. Grab , D. Hits , W. Lustermann , A.-M. Lyon , R.A. Manzoni , M. Marchegiani , L. Marchese , C. Martin Perez , A. Mascellani⁶³ , F. Nessi-Tedaldi , F. Pauss , V. Perovic , S. Pigazzini , C. Reissel , T. Reitenspiess , B. Ristic , F. Riti , D. Ruini , R. Seidita , J. Steggemann⁶³ , D. Valsecchi , R. Wallny 










Universität Zürich, Zurich, Switzerland

C. Amsler⁶⁵ , P. Bäertschi , D. Brzhechko , M.F. Canelli , K. Cormier , J.K. Heikkilä , M. Huwiler , W. Jin , A. Jofrehei , B. Kilminster , S. Leontsinis , S.P. Liechi , A. Macchiolo , P. Meiring , U. Molinatti , A. Reimers , P. Robmann , S. Sanchez Cruz , M. Senger , Y. Takahashi , R. Tramontano 

National Central University, Chung-Li, Taiwan

C. Adloff⁶⁶ , D. Bhowmik , C.M. Kuo , W. Lin , P.K. Rout , P.C. Tiwari⁴⁰ , S.S. Yu 




















National Taiwan University (NTU), Taipei, Taiwan

L. Ceard, Y. Chao , K.F. Chen , P.s. Chen, Z.g. Chen, W.-S. Hou , T.h. Hsu, Y.w. Kao, R. Khurana, G. Kole , Y.y. Li , R.-S. Lu , E. Paganis , X.f. Su, J. Thomas-Wilsker , L.s. Tsai, H.y. Wu, E. Yazgan 


High Energy Physics Research Unit, Department of Physics, Faculty of Science, Chulalongkorn University, Bangkok, Thailand

C. Asawatangtrakuldee , N. Srimanobhas , V. Wachirapusanand 

Çukurova University, Physics Department, Science and Art Faculty, Adana, Turkey

D. Agyel , F. Boran , Z.S. Demiroglu , F. Dolek , I. Dumanoglu⁶⁷ , E. Eskut , Y. Guler⁶⁸ , E. Gurpinar Guler⁶⁸ , C. Isik , O. Kara, A. Kayis Topaksu , U. Kiminsu , G. Onengut , K. Ozdemir⁶⁹ , A. Polatoz , B. Tali⁷⁰ , U.G. Tok , S. Turkcapar , E. Uslan , I.S. Zorbakir 

Middle East Technical University, Physics Department, Ankara, Turkey

M. Yalvac⁷¹ 










Bogazici University, Istanbul, Turkey

B. Akgun , I.O. Atakisi , E. Gülmez , M. Kaya⁷² , O. Kaya⁷³ , S. Tekten⁷⁴ 

Istanbul Technical University, Istanbul, Turkey

A. Cakir , K. Cankocak^{67,75} , Y. Komurcu , S. Sen⁷⁶ 

Istanbul University, Istanbul, Turkey

O. Aydilek , S. Cerci⁷⁰ , V. Epshteyn , B. Hacisahinoglu , I. Hos⁷⁷ , O. Potok , H. Sert , C. Simsek , C. Zorbilmez 


Yildiz Technical University, Istanbul, Turkey

B. Isildak⁷⁸ , D. Sunar Cerci⁷⁰ 















Institute for Scintillation Materials of National Academy of Science of Ukraine, Kharkiv, Ukraine

A. Boyaryntsev , B. Grynyov 


















National Science Centre, Kharkiv Institute of Physics and Technology, Kharkiv, Ukraine

L. Levchuk 





























University of Bristol, Bristol, United Kingdom

D. Anthony , J.J. Brooke , A. Bundock , F. Bury , E. Clement , D. Cussans , H. Flacher , M. Glowacki, J. Goldstein , H.F. Heath , L. Kreczko , S. Paramesvaran , S. Seif El Nasr-Storey, V.J. Smith , N. Stylianou⁷⁹ , K. Walkingshaw Pass, R. White 

Rutherford Appleton Laboratory, Didcot, United Kingdom

A.H. Ball, K.W. Bell , A. Belyaev⁸⁰ , C. Brew , R.M. Brown , D.J.A. Cockerill , C. Cooke , K.V. Ellis, K. Harder , S. Harper , M.-L. Holmberg⁸¹ , J. Linacre , K. Manolopoulos, D.M. Newbold , E. Olaiya, D. Petyt , T. Reis , G. Salvi , T. Schuh, C.H. Shepherd-Themistocleous , I.R. Tomalin , T. Williams 

Imperial College, London, United Kingdom












R. Bainbridge , P. Bloch , C.E. Brown , O. Buchmuller, V. Cacchio, C.A. Carrillo Montoya , G.S. Chahal⁸² , D. Colling , J.S. Dancu, I. Das , P. Dauncey , G. Davies , J. Davies, M. Della Negra , S. Fayer, G. Fedi , G. Hall , M.H. Hassanshahi , A. Howard, G. Iles , M. Knight , J. Langford , J. León Holgado , L. Lyons , A.-M. Magnan , S. Malik, M. Mieskolainen , J. Nash⁸³ , M. Pesaresi, B.C. Radburn-Smith , A. Richards, A. Rose , K. Savva, C. Seez , R. Shukla , A. Tapper , K. Uchida , G.P. Uttley 

L.H. Vage, T. Virdee³² , M. Vojinovic , N. Wardle , D. Winterbottom 

Brunel University, Uxbridge, United Kingdom

K. Coldham, J.E. Cole , A. Khan, P. Kyberd , I.D. Reid 

Baylor University, Waco, Texas, USA

S. Abdullin , A. Brinkerhoff , B. Caraway , J. Dittmann , K. Hatakeyama , J. Hiltbrand , B. McMaster , M. Saunders , S. Sawant , C. Sutantawibul , J. Wilson 





















Catholic University of America, Washington, DC, USA

R. Bartek , A. Dominguez , C. Huerta Escamilla, A.E. Simsek , R. Uniyal , A.M. Vargas Hernandez 


















The University of Alabama, Tuscaloosa, Alabama, USA

B. Bam , R. Chudasama , S.I. Cooper , S.V. Gleyzer , C.U. Perez , P. Rumerio⁸⁴ , E. Usai , R. Yi 



















Boston University, Boston, Massachusetts, USA

A. Akpinar , D. Arcaro , C. Cosby , Z. Demiragli , C. Erice , C. Fangmeier , C. Fernandez Madrazo , E. Fontanesi , D. Gastler , F. Golf , S. Jeon , I. Reed , J. Rohlf , K. Salyer , D. Sperka , D. Spitzbart , I. Suarez , A. Tsatsos , S. Yuan , A.G. Zecchinelli 










Brown University, Providence, Rhode Island, USA

G. Benelli , X. Coubez²⁷, D. Cutts , M. Hadley , U. Heintz , J.M. Hogan⁸⁵ , T. Kwon , G. Landsberg , K.T. Lau , D. Li , J. Luo , S. Mondal , M. Narain[†] , N. Pervan , S. Sagir⁸⁶ , F. Simpson , M. Stamenkovic , W.Y. Wong, X. Yan , W. Zhang






University of California, Davis, Davis, California, USA

S. Abbott , J. Bonilla , C. Brainerd , R. Breedon , M. Calderon De La Barca Sanchez , M. Chertok , M. Citron , J. Conway , P.T. Cox , R. Erbacher , F. Jensen , O. Kukral , G. Mocellin , M. Mulhearn , D. Pellett , W. Wei , Y. Yao , F. Zhang 
























University of California, Los Angeles, California, USA

M. Bachtis , R. Cousins , A. Datta , G. Flores Avila, J. Hauser , M. Ignatenko , M.A. Iqbal , T. Lam , E. Manca , A. Nunez Del Prado, D. Saltzberg , V. Valuev 

University of California, Riverside, Riverside, California, USA

R. Clare , J.W. Gary , M. Gordon, G. Hanson , W. Si , S. Wimpenny[†] 









University of California, San Diego, La Jolla, California, USA

J.G. Branson , S. Cittolin , S. Cooperstein , D. Diaz , J. Duarte , L. Giannini , J. Guiang , R. Kansal , V. Krutelyov , R. Lee , J. Letts , M. Masciovecchio , F. Mokhtar , S. Mukherjee , M. Pieri , M. Quinnan , B.V. Sathia Narayanan , V. Sharma , M. Tadel , E. Vourliotis , F. Würthwein , Y. Xiang , A. Yagil 
















University of California, Santa Barbara - Department of Physics, Santa Barbara, California, USA

A. Barzdukas , L. Brennan , C. Campagnari , A. Dorsett , J. Incandela , J. Kim , A.J. Li , P. Masterson , H. Mei , J. Richman , U. Sarica , R. Schmitz , F. Setti , J. Sheplock , D. Stuart , T.Á. Vámi , S. Wang 













California Institute of Technology, Pasadena, California, USA

A. Bornheim , O. Cerri, A. Latorre, J. Mao , H.B. Newman , M. Spiropulu , J.R. Vlimant , C. Wang , S. Xie , R.Y. Zhu 


















Carnegie Mellon University, Pittsburgh, Pennsylvania, USA

J. Alison , S. An , M.B. Andrews , P. Bryant , M. Cremonesi, V. Dutta , T. Ferguson , A. Harilal , C. Liu , T. Mudholkar , S. Murthy , P. Palit , M. Paulini , A. Roberts , A. Sanchez , W. Terrill 










































































University of Colorado Boulder, Boulder, Colorado, USA

J.P. Cumalat , W.T. Ford , A. Hassani , G. Karathanasis , E. MacDonald, N. Manganelli , A. Perloff , C. Savard , N. Schonbeck , K. Stenson , K.A. Ulmer , S.R. Wagner , N. Zipper 





















Cornell University, Ithaca, New York, USA

J. Alexander , S. Bright-Thonney , X. Chen , D.J. Cranshaw , J. Fan , X. Fan , D. Gadkari , S. Hogan , P. Kotamnives, J. Monroy , M. Oshiro , J.R. Patterson , J. Reichert , M. Reid , A. Ryd , J. Thom , P. Wittich , R. Zou 














Fermi National Accelerator Laboratory, Batavia, Illinois, USA

M. Albrow , M. Alyari , O. Amram , G. Apollinari , A. Apresyan , L.A.T. Bauerdick , D. Berry , J. Berryhill , P.C. Bhat , K. Burkett , J.N. Butler , A. Canepa , G.B. Cerati , H.W.K. Cheung , F. Chlebana , G. Cummings , J. Dickinson , I. Dutta , V.D. Elvira , Y. Feng , J. Freeman , A. Gandrakota , Z. Gecse , L. Gray , D. Green, A. Grummer , S. Grünendahl , D. Guerrero , O. Gutsche , R.M. Harris , R. Heller , T.C. Herwig , J. Hirschauer , L. Horyn , B. Jayatilaka , S. Jindariani , M. Johnson , U. Joshi , T. Klijsma , B. Klima , K.H.M. Kwok , S. Lammel , D. Lincoln , R. Lipton , T. Liu , C. Madrid , K. Maeshima , C. Mantilla , D. Mason , P. McBride , P. Merkel , S. Mrenna , S. Nahn , J. Ngadiuba , D. Noonan , V. Papadimitriou , N. Pastika , K. Pedro , C. Pena⁸⁷ , F. Ravera , A. Reinsvold Hall⁸⁸ , L. Ristori , E. Sexton-Kennedy , N. Smith , A. Soha , L. Spiegel , S. Stoynev , J. Strait , L. Taylor , S. Tkaczyk , N.V. Tran , L. Uplegger , E.W. Vaandering , I. Zoi 






University of Florida, Gainesville, Florida, USA

C. Aruta , P. Avery , D. Bourilkov , L. Cadamuro , P. Chang , V. Cherepanov , R.D. Field, E. Koenig , M. Kolosova , J. Konigsberg , A. Korytov , K.H. Lo, K. Matchev , N. Menendez , G. Mitselmakher , K. Mohrman , A. Muthirakalayil Madhu , N. Rawal , D. Rosenzweig , S. Rosenzweig , K. Shi , J. Wang 























Florida State University, Tallahassee, Florida, USA

T. Adams , A. Al Kadhim , A. Askew , N. Bower , R. Habibullah , V. Hagopian , R. Hashmi , R.S. Kim , S. Kim , T. Kolberg , G. Martinez, H. Prosper , P.R. Prova, M. Wulansatiti , R. Yohay , J. Zhang

Florida Institute of Technology, Melbourne, Florida, USA







B. Alsufyani, M.M. Baarmand , S. Butalla , T. Elkafrawy⁵⁵ , M. Hohlmann , R. Kumar Verma , M. Rahmani, E. Yanes

University of Illinois Chicago, Chicago, USA, Chicago, USA

M.R. Adams , A. Baty , C. Bennett, R. Cavanaugh , R. Escobar Franco , O. Evdokimov , C.E. Gerber , D.J. Hofman , J.h. Lee , D. S. Lemos , A.H. Merrit , C. Mills , S. Nanda , G. Oh , B. Ozek , D. Pilipovic , R. Pradhan , T. Roy , S. Rudrabhatla , M.B. Tonjes , N. Varelas , Z. Ye , J. Yoo 

The University of Iowa, Iowa City, Iowa, USA























M. Alhusseini , D. Blend, K. Dilsiz⁸⁹ , L. Emediato , G. Karaman , O.K. Köseyan , J.-

P. Merlo, A. Mestvirishvili⁹⁰ , J. Nachtman , O. Neogi, H. Ogul⁹¹ , Y. Onel , A. Penzo , C. Snyder, E. Tiras⁹² 









Johns Hopkins University, Baltimore, Maryland, USA

B. Blumenfeld , L. Corcodilos , J. Davis , A.V. Gritsan , L. Kang , S. Kyriacou , P. Maksimovic , M. Roguljic , J. Roskes , S. Sekhar , M. Swartz 

The University of Kansas, Lawrence, Kansas, USA

A. Abreu , L.F. Alcerro Alcerro , J. Anguiano , P. Baringer , A. Bean , Z. Flowers , D. Grove , J. King , G. Krintiras , M. Lazarovits , C. Le Mahieu , J. Marquez , M. Murray , M. Nickel , M. Pitt , S. Popescu⁹³ , C. Rogan , R. Salvatico , S. Sanders , C. Smith , Q. Wang , G. Wilson 
















Kansas State University, Manhattan, Kansas, USA

B. Allmond , A. Ivanov , K. Kaadze , A. Kalogeropoulos , D. Kim, Y. Maravin , K. Nam, J. Natoli , D. Roy , G. Sorrentino 























Lawrence Livermore National Laboratory, Livermore, California, USA

F. Rebassoo , D. Wright 















University of Maryland, College Park, Maryland, USA

A. Baden , A. Belloni , Y.M. Chen , S.C. Eno , N.J. Hadley , S. Jabeen , R.G. Kellogg , T. Koeth , Y. Lai , S. Lascio , A.C. Mignerey , S. Nabili , C. Palmer , C. Papageorgakis , M.M. Paranjpe, L. Wang 

Massachusetts Institute of Technology, Cambridge, Massachusetts, USA

J. Bendavid , W. Busza , I.A. Cali , M. D'Alfonso , J. Eysermans , C. Freer , G. Gomez-Ceballos , M. Goncharov, G. Grosso, P. Harris, D. Hoang, D. Kovalskyi , J. Krupa , L. Lavezzo , Y.-J. Lee , K. Long , C. Mironov , C. Paus , D. Rankin , C. Roland , G. Roland , S. Rothman , G.S.F. Stephans , Z. Wang , B. Wyslouch , T. J. Yang 













University of Minnesota, Minneapolis, Minnesota, USA

B. Crossman , B.M. Joshi , C. Kapsiak , M. Krohn , D. Mahon , J. Mans , B. Marzocchi , S. Pandey , M. Revering , R. Rusack , R. Saradhy , N. Schroeder , N. Strobbe , M.A. Wadud 

University of Mississippi, Oxford, Mississippi, USA

L.M. Cremaldi 


















University of Nebraska-Lincoln, Lincoln, Nebraska, USA

K. Bloom , D.R. Claes , G. Haza , J. Hossain , C. Joo , I. Kravchenko , J.E. Siado , W. Tabb , A. Vagnerini , A. Wightman , F. Yan , D. Yu 

State University of New York at Buffalo, Buffalo, New York, USA

H. Bandyopadhyay , L. Hay , I. Iashvili , A. Kharchilava , M. Morris , D. Nguyen , S. Rappoccio , H. Rejeb Sfar, A. Williams 

Northeastern University, Boston, Massachusetts, USA



























G. Alverson , E. Barberis , J. Dervan, Y. Haddad , Y. Han , A. Krishna , J. Li , M. Lu , G. Madigan , R. Mccarthy , D.M. Morse , V. Nguyen , T. Orimoto , A. Parker , L. Skinnari , A. Tishelman-Charny , B. Wang , D. Wood 

Northwestern University, Evanston, Illinois, USA









S. Bhattacharya , J. Bueghly, Z. Chen , S. Dittmer , K.A. Hahn , Y. Liu , Y. Miao 

D.G. Monk , M.H. Schmitt , A. Taliercio , M. Velasco



















University of Notre Dame, Notre Dame, Indiana, USA

G. Agarwal , R. Band , R. Bucci, S. Castells , A. Das , R. Goldouzian , M. Hildreth , K.W. Ho , K. Hurtado Anampa , T. Ivanov , C. Jessop , K. Lannon , J. Lawrence , N. Loukas , L. Lutton , J. Mariano, N. Marinelli, I. Mcalister, T. McCauley , C. Mcgrady , C. Moore , Y. Musienko¹⁷ , H. Nelson , M. Osherson , A. Piccinelli , R. Ruchti , A. Townsend , Y. Wan, M. Wayne , H. Yockey, M. Zarucki , L. Zygala 

The Ohio State University, Columbus, Ohio, USA

A. Basnet , B. Bylsma, M. Carrigan , L.S. Durkin , C. Hill , M. Joyce , M. Nunez Ornelas , K. Wei, B.L. Winer , B. R. Yates 





















Princeton University, Princeton, New Jersey, USA

F.M. Addesa , H. Bouchamaoui , P. Das , G. Dezoort , P. Elmer , A. Frankenthal , B. Greenberg , N. Haubrich , G. Kopp , S. Kwan , D. Lange , A. Loeliger , D. Marlow , I. Ojalvo , J. Olsen , A. Shevelev , D. Stickland , C. Tully 




University of Puerto Rico, Mayaguez, Puerto Rico, USA

S. Malik 












Purdue University, West Lafayette, Indiana, USA

A.S. Bakshi , V.E. Barnes , S. Chandra , R. Chawla , S. Das , A. Gu , L. Gutay, M. Jones , A.W. Jung , D. Kondratyev , A.M. Koshy, M. Liu , G. Negro , N. Neumeister , G. Paspalaki , S. Piperov , V. Scheurer, J.F. Schulte , M. Stojanovic , J. Thieman , A. K. Viridi , F. Wang , W. Xie 

Purdue University Northwest, Hammond, Indiana, USA

J. Dolen , N. Parashar , A. Pathak 


Rice University, Houston, Texas, USA

D. Acosta , T. Carnahan , K.M. Ecklund , P.J. Fernández Manteca , S. Freed, P. Gardner, F.J.M. Geurts , W. Li , O. Miguel Colin , B.P. Padley , R. Redjimi, J. Rotter , E. Yigitbasi , Y. Zhang 

















University of Rochester, Rochester, New York, USA

A. Bodek , P. de Barbaro , R. Demina , J.L. Dulemba , A. Garcia-Bellido , O. Hindrichs , A. Khukhunaishvili , N. Parmar, P. Parygin⁹⁴ , E. Popova⁹⁴ , R. Taus 











The Rockefeller University, New York, New York, USA

K. Goulianos 














Rutgers, The State University of New Jersey, Piscataway, New Jersey, USA

B. Chiarito, J.P. Chou , Y. Gershtein , E. Halkiadakis , A. Hart , M. Heindl , D. Jaroslowski , O. Karacheban³⁰ , I. Laflotte , A. Lath , R. Montalvo, K. Nash, H. Routray , S. Salur , S. Schnetzer, S. Somalwar , R. Stone , S.A. Thayil , S. Thomas, J. Vora , H. Wang 










University of Tennessee, Knoxville, Tennessee, USA

H. Acharya, D. Ally , A.G. Delannoy , S. Fiorendi , S. Higginbotham , T. Holmes , A.R. Kanuganti , N. Karunarathna , L. Lee , E. Nibigira , S. Spanier 



Texas A&M University, College Station, Texas, USA

D. Aebi , M. Ahmad , O. Bouhali⁹⁵ , R. Eusebi , J. Gilmore , T. Huang , T. Kamon⁹⁶ , H. Kim , S. Luo , R. Mueller , D. Overton , D. Rathjens , A. Safonov 








Texas Tech University, Lubbock, Texas, USA

N. Akchurin , J. Damgov , V. Hegde , A. Hussain , Y. Kazhykarim, K. Lamichhane , S.W. Lee , A. Mankel , T. Peltola , I. Volobouev , A. Whitbeck 

Vanderbilt University, Nashville, Tennessee, USA

E. Appelt , Y. Chen , S. Greene, A. Gurrola , W. Johns , R. Kunnawalkam Elayavalli , A. Melo , F. Romeo , P. Sheldon , S. Tuo , J. Velkovska , J. Viinikainen 






















University of Virginia, Charlottesville, Virginia, USA

B. Cardwell , B. Cox , J. Hakala , R. Hirosky , A. Ledovskoy , C. Neu , C.E. Perez Lara 

Wayne State University, Detroit, Michigan, USA

P.E. Karchin 

University of Wisconsin - Madison, Madison, Wisconsin, USA

A. Aravind, S. Banerjee , K. Black , T. Bose , S. Dasu , I. De Bruyn , P. Everaerts , C. Galloni, H. He , M. Herndon , A. Herve , C.K. Koraka , A. Lanaro, R. Loveless , J. Madhusudanan Sreekala , A. Mallampalli , A. Mohammadi , S. Mondal, G. Parida , D. Pinna, A. Savin, V. Shang , V. Sharma , W.H. Smith , D. Teague, H.F. Tsoi , W. Vetens , A. Warden 

Authors affiliated with an institute or an international laboratory covered by a cooperation agreement with CERN

S. Afanasiev , V. Andreev , Yu. Andreev , T. Aushev , M. Azarkin , A. Babaev , A. Belyaev , V. Blinov⁹⁷, E. Boos , D. Budkouski , M. Chadeeva⁹⁷ , V. Chekhovsky, R. Chistov⁹⁷ , A. Dermenev , T. Dimova⁹⁷ , M. Dubinin⁸⁷ , L. Dudko , G. Gavrilo , V. Gavrilo , S. Gninenko , V. Golovtcov , N. Golubev , I. Golutvin , I. Gorbunov , A. Gribushin , Y. Ivanov , V. Kachanov , V. Karjavine , A. Karneyeu , L. Khein, V. Kim⁹⁷ , M. Kirakosyan, D. Kirpichnikov , M. Kirsanov , V. Klyukhin , O. Kodolova⁹⁹ , V. Korenkov , A. Kozyrev⁹⁷ , N. Krasnikov , A. Lanev , P. Levchenko¹⁰⁰ , O. Lukina , N. Lychkovskaya , V. Makarenko , A. Malakhov , V. Matveev⁹⁷ , V. Murzin , A. Nikitenko^{101,99} , S. Obraztsov , V. Oreshkin , V. Palichik , V. Perelygin , S. Petrushanko , S. Polikarpov⁹⁷ , V. Popov , O. Radchenko⁹⁷ , M. Savina , V. Savrin , V. Shalaev , S. Shmatov , S. Shulha , Y. Skovpen⁹⁷ , S. Slabospitskii , V. Smirnov , A. Snigirev , D. Sosnov , V. Sulimov , A. Terkulov , O. Teryaev , I. Tlisova , A. Toropin , L. Uvarov , A. Uzunian , A. Vorobyev[†], N. Voytishin , B.S. Yuldashev¹⁰², A. Zarubin , I. Zhizhin , A. Zhokin 

†: Deceased

¹Also at Yerevan State University, Yerevan, Armenia

²Also at TU Wien, Vienna, Austria

³Also at Institute of Basic and Applied Sciences, Faculty of Engineering, Arab Academy for Science, Technology and Maritime Transport, Alexandria, Egypt

⁴Also at Ghent University, Ghent, Belgium

⁵Also at Universidade Estadual de Campinas, Campinas, Brazil

⁶Also at Federal University of Rio Grande do Sul, Porto Alegre, Brazil

⁷Also at UFMS, Nova Andradina, Brazil

⁸Also at Nanjing Normal University, Nanjing, China

⁹Now at The University of Iowa, Iowa City, Iowa, USA

¹⁰Also at University of Chinese Academy of Sciences, Beijing, China

¹¹Also at China Center of Advanced Science and Technology, Beijing, China

-
- ¹²Also at University of Chinese Academy of Sciences, Beijing, China
- ¹³Also at China Spallation Neutron Source, Guangdong, China
- ¹⁴Now at Henan Normal University, Xinxiang, China
- ¹⁵Also at Université Libre de Bruxelles, Bruxelles, Belgium
- ¹⁶Also at University of Latvia (LU), Riga, Latvia
- ¹⁷Also at an institute or an international laboratory covered by a cooperation agreement with CERN
- ¹⁸Also at Cairo University, Cairo, Egypt
- ¹⁹Also at Suez University, Suez, Egypt
- ²⁰Now at British University in Egypt, Cairo, Egypt
- ²¹Also at Purdue University, West Lafayette, Indiana, USA
- ²²Also at Université de Haute Alsace, Mulhouse, France
- ²³Also at Department of Physics, Tsinghua University, Beijing, China
- ²⁴Also at The University of the State of Amazonas, Manaus, Brazil
- ²⁵Also at Erzincan Binali Yildirim University, Erzincan, Turkey
- ²⁶Also at University of Hamburg, Hamburg, Germany
- ²⁷Also at RWTH Aachen University, III. Physikalisches Institut A, Aachen, Germany
- ²⁸Also at Isfahan University of Technology, Isfahan, Iran
- ²⁹Also at Bergische University Wuppertal (BUW), Wuppertal, Germany
- ³⁰Also at Brandenburg University of Technology, Cottbus, Germany
- ³¹Also at Forschungszentrum Jülich, Juelich, Germany
- ³²Also at CERN, European Organization for Nuclear Research, Geneva, Switzerland
- ³³Also at Institute of Physics, University of Debrecen, Debrecen, Hungary
- ³⁴Also at Institute of Nuclear Research ATOMKI, Debrecen, Hungary
- ³⁵Now at Universitatea Babeş-Bolyai - Facultatea de Fizica, Cluj-Napoca, Romania
- ³⁶Also at Physics Department, Faculty of Science, Assiut University, Assiut, Egypt
- ³⁷Also at HUN-REN Wigner Research Centre for Physics, Budapest, Hungary
- ³⁸Also at Punjab Agricultural University, Ludhiana, India
- ³⁹Also at University of Visva-Bharati, Santiniketan, India
- ⁴⁰Also at Indian Institute of Science (IISc), Bangalore, India
- ⁴¹Also at Birla Institute of Technology, Mesra, Mesra, India
- ⁴²Also at IIT Bhubaneswar, Bhubaneswar, India
- ⁴³Also at Institute of Physics, Bhubaneswar, India
- ⁴⁴Also at University of Hyderabad, Hyderabad, India
- ⁴⁵Also at Deutsches Elektronen-Synchrotron, Hamburg, Germany
- ⁴⁶Also at Department of Physics, Isfahan University of Technology, Isfahan, Iran
- ⁴⁷Also at Sharif University of Technology, Tehran, Iran
- ⁴⁸Also at Department of Physics, University of Science and Technology of Mazandaran, Behshahr, Iran
- ⁴⁹Also at Helwan University, Cairo, Egypt
- ⁵⁰Also at Italian National Agency for New Technologies, Energy and Sustainable Economic Development, Bologna, Italy
- ⁵¹Also at Centro Siciliano di Fisica Nucleare e di Struttura Della Materia, Catania, Italy
- ⁵²Also at Università degli Studi Guglielmo Marconi, Roma, Italy
- ⁵³Also at Scuola Superiore Meridionale, Università di Napoli 'Federico II', Napoli, Italy
- ⁵⁴Also at Fermi National Accelerator Laboratory, Batavia, Illinois, USA
- ⁵⁵Also at Ain Shams University, Cairo, Egypt
- ⁵⁶Also at Consiglio Nazionale delle Ricerche - Istituto Officina dei Materiali, Perugia, Italy
- ⁵⁷Also at Riga Technical University, Riga, Latvia

⁵⁸Also at Department of Applied Physics, Faculty of Science and Technology, Universiti Kebangsaan Malaysia, Bangi, Malaysia

⁵⁹Also at Consejo Nacional de Ciencia y Tecnología, Mexico City, Mexico

⁶⁰Also at Trincomalee Campus, Eastern University, Sri Lanka, Nilaveli, Sri Lanka

⁶¹Also at Saegis Campus, Nugegoda, Sri Lanka

⁶²Also at National and Kapodistrian University of Athens, Athens, Greece

⁶³Also at Ecole Polytechnique Fédérale Lausanne, Lausanne, Switzerland

⁶⁴Also at Universität Zürich, Zurich, Switzerland

⁶⁵Also at Stefan Meyer Institute for Subatomic Physics, Vienna, Austria

⁶⁶Also at Laboratoire d'Annecy-le-Vieux de Physique des Particules, IN2P3-CNRS, Annecy-le-Vieux, France

⁶⁷Also at Near East University, Research Center of Experimental Health Science, Mersin, Turkey

⁶⁸Also at Konya Technical University, Konya, Turkey

⁶⁹Also at Izmir Bakircay University, Izmir, Turkey

⁷⁰Also at Adiyaman University, Adiyaman, Turkey

⁷¹Also at Bozok Universitetesi Rektörlüğü, Yozgat, Turkey

⁷²Also at Marmara University, Istanbul, Turkey

⁷³Also at Milli Savunma University, Istanbul, Turkey

⁷⁴Also at Kafkas University, Kars, Turkey

⁷⁵Now at Istanbul Okan University, Istanbul, Turkey

⁷⁶Also at Hacettepe University, Ankara, Turkey

⁷⁷Also at Istanbul University - Cerrahpasa, Faculty of Engineering, Istanbul, Turkey

⁷⁸Also at Yildiz Technical University, Istanbul, Turkey

⁷⁹Also at Vrije Universiteit Brussel, Brussel, Belgium

⁸⁰Also at School of Physics and Astronomy, University of Southampton, Southampton, United Kingdom

⁸¹Also at University of Bristol, Bristol, United Kingdom

⁸²Also at IPPP Durham University, Durham, United Kingdom

⁸³Also at Monash University, Faculty of Science, Clayton, Australia

⁸⁴Also at Università di Torino, Torino, Italy

⁸⁵Also at Bethel University, St. Paul, Minnesota, USA

⁸⁶Also at Karamanoğlu Mehmetbey University, Karaman, Turkey

⁸⁷Also at California Institute of Technology, Pasadena, California, USA

⁸⁸Also at United States Naval Academy, Annapolis, Maryland, USA

⁸⁹Also at Bingol University, Bingol, Turkey

⁹⁰Also at Georgian Technical University, Tbilisi, Georgia

⁹¹Also at Sinop University, Sinop, Turkey

⁹²Also at Erciyes University, Kayseri, Turkey

⁹³Also at Horia Hulubei National Institute of Physics and Nuclear Engineering (IFIN-HH), Bucharest, Romania

⁹⁴Now at an institute or an international laboratory covered by a cooperation agreement with CERN

⁹⁵Also at Texas A&M University at Qatar, Doha, Qatar

⁹⁶Also at Kyungpook National University, Daegu, Korea

⁹⁷Also at another institute or international laboratory covered by a cooperation agreement with CERN

⁹⁸Also at Universiteit Antwerpen, Antwerpen, Belgium











⁹⁹Also at Yerevan Physics Institute, Yerevan, Armenia

¹⁰⁰Also at Northeastern University, Boston, Massachusetts, USA

¹⁰¹Also at Imperial College, London, United Kingdom

¹⁰²Also at Institute of Nuclear Physics of the Uzbekistan Academy of Sciences, Tashkent, Uzbekistan

B The TOTEM Collaboration

G. Antchev ^a, P. Aspell⁸, I. Atanassov ^a, V. Avati^{7,8}, J. Baechler⁸, C. Baldenegro Barrera ¹¹, V. Berardi ^{4a,4b}, M. Berretti ^{2a}, V. Borshch ¹², E. Bossini ^{6a}, U. Bottigli ^{6b}, M. Bozzo ^{5a,5b}, H. Burkhardt⁸, F.S. Cafagna ^{4a}, M.G. Catanesi ^{4a}, M. Deile ⁸, F. De Leonardis^{4a,4c}, M. Doubek ^{1c}, D. Druzhkin^{3a,8}, K. Eggert¹⁰, V. Eremin^c, A. Fiergolski⁸, F. Garcia ^{2a}, V. Georgiev^{1a}, S. Giani⁸, L. Grzanka ⁷, J. Hammerbauer^{1a}, T. Isidori ¹¹, V. Ivanchenko ¹², M. Janda ^{1c}, A. Karev⁸, J. Kašpar ^{1b,8}, B. Kaynak ⁹, J. Kopal ⁸, V. Kundrát ^{1b}, S. Lami ^{6a}, R. Linhart^{1a}, C. Lindsey¹¹, M.V. Lokajíček ^{†,1b}, L. Losurdo ^{6b}, F. Lucas Rodríguez⁸, M. Macri^{†,5a}, M. Malawski ⁷, N. Minafra ¹¹, S. Minutoli^{5a}, K. Misan ⁷, T. Naaranoja ^{2a,2b}, F. Nemes ^{3a,3b,8}, H. Niewiadomski¹⁰, E. Oliveri ⁸, F. Oljemark ^{2a,2b}, M. Oriunno^b, K. Österberg ^{2a,2b}, S. Ozkorucuklu ⁹, P. Palazzi ⁸, V. Passaro ^{4a,4c}, Z. Peroutka^{1a}, O. Potok ⁹, J. Procházka ^{1b}, M. Quinto ^{4a,4b}, E. Radermacher⁸, E. Radicioni ^{4a}, F. Ravotti ⁸, C. Royon ¹¹, G. Ruggiero⁸, H. Saarikko^{2a,2b}, V.D. Samoylenko^c, A. Scribano ^{6a,11}, J. Šíroký^{1a}, J. Smajek⁸, W. Snoeys ⁸, R. Stefanovitch^{3a,8}, C. Taylor ¹⁰, E. Tcherniaev ¹², N. Turini ^{6b}, O. Urban^{1a}, V. Vacek ^{1c}, O. Vavroch^{1a}, J. Weltri^{2a,2b}, J. Williams ¹¹, J. Zich^{1a}

†Deceased

^{1a}University of West Bohemia, Pilsen, Czech Republic

^{1b}Institute of Physics of the Academy of Sciences of the Czech Republic, Prague, Czech Republic

^{1c}Czech Technical University, Prague, Czech Republic

^{2a}Helsinki Institute of Physics, University of Helsinki, Helsinki, Finland

^{2b}Department of Physics, University of Helsinki, Helsinki, Finland

^{3a}Wigner Research Centre for Physics, RMKI, Budapest, Hungary

^{3b}MATE Institute of Technology KRC, Gyöngyös, Hungary

^{4a}INFN Sezione di Bari, Bari, Italy

^{4b}Dipartimento Interateneo di Fisica di Bari, University of Bari, Bari, Italy

^{4c}Dipartimento di Ingegneria Elettrica e dell'Informazione — Politecnico di Bari, Bari, Italy

^{5a}INFN Sezione di Genova, Genova, Italy

^{5b}Università degli Studi di Genova, Genova, Italy

^{6a}INFN Sezione di Pisa, Pisa, Italy

^{6b}Università degli Studi di Siena and Gruppo Collegato INFN di Siena, Siena, Italy

⁷Akademia Górniczo-Hutnicza (AGH) University of Kraków, Faculty of Computer Science, Kraków, Poland

⁸CERN, Geneva, Switzerland

⁹Istanbul University, Istanbul, Turkey

¹⁰Case Western Reserve University, Department of Physics, Cleveland, Ohio, USA

¹¹The University of Kansas, Lawrence, Kansas, USA

¹²Authors affiliated with an institute or an international laboratory covered by a cooperation agreement with CERN

^a INRNE-BAS, Institute for Nuclear Research and Nuclear Energy, Bulgarian Academy of Sciences, Sofia, Bulgaria

^b SLAC, Stanford University, California, USA

^c Authors affiliated with an institute or an international laboratory covered by a cooperation agreement with CERN