

Qualification of irradiated FBK 3D pre-production pixel sensors for the ATLAS ITk detector

VERTEX 2023 – Sestri Levante



32nd International Workshop On Vertex Detectors



1. ATLAS ITk for HL-LHC

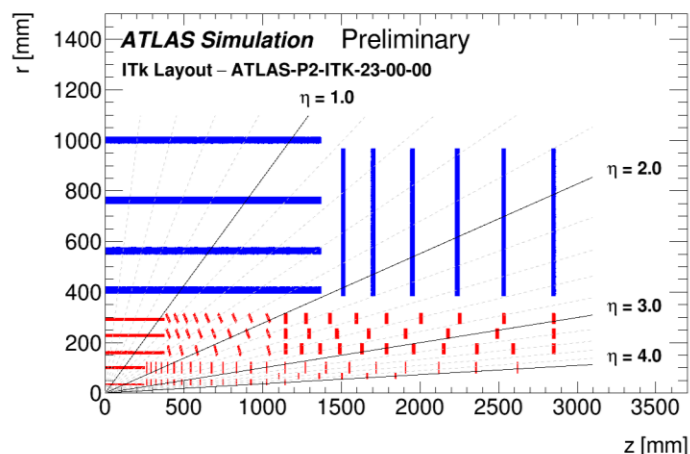
The ATLAS ITk → a new all-silicon tracker for the High Luminosity phase of LHC

Strip sub-system covering up to $|\eta| < 2.7$ (4 Barrel layers + 6 disks)

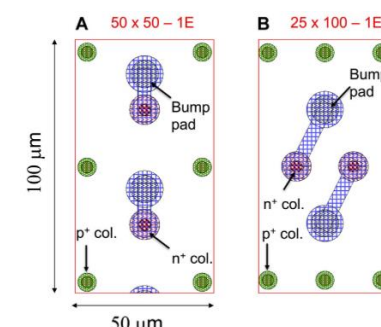
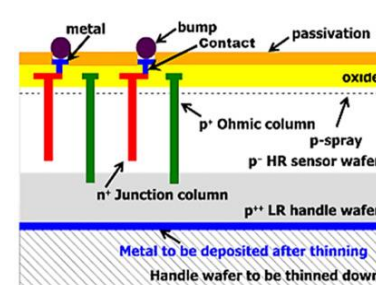
Pixel sub-system covering up to $|\eta| < 4.0$ (5 Barrel layers + rings)

- Planars in the outer layers
- 3D pixel sensors in the innermost layer produced by:**

- Fondazione Bruno Kessler, FBK (I)
- Stiftelsen for industriell og teknisk forskning, SINTEF (Nw)
- Centro Nacional de Microelectrónica, CNM (E)



2. Pixel 3D sensors technology



Pros

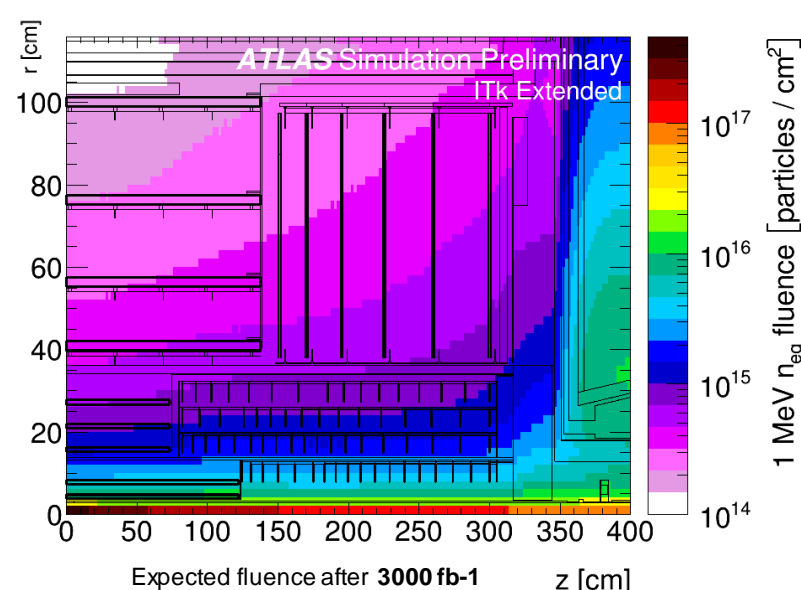
- Low depletion voltage
- Fast response rise
- Less trapping probability
- **RAD-HARDNESS**

Cons

- Uniform spatial response
- Higher capacitance respect to planar
- Cost, yield**

3D sensors pixel cell: 25x100 (μm^2) - barrel / 50x50 (μm^2) end-caps

3. ITk-Pixel expected fluence



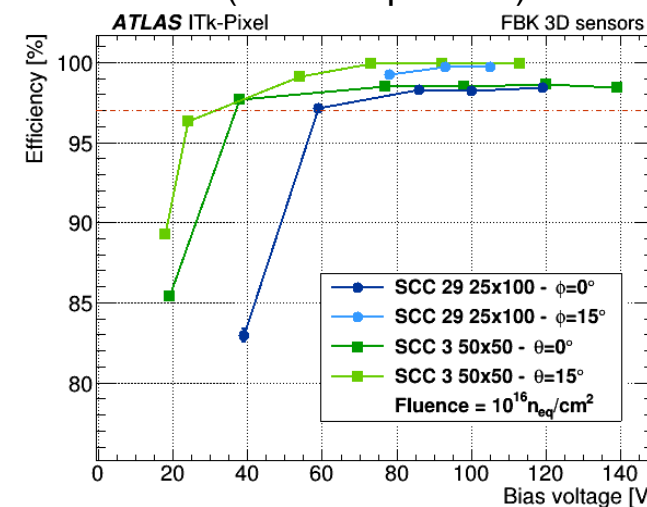
Inner System needs to be **replaced** at the half of HL program.

Including safety factor, the **Innermost layer** will reach up to

- 1 GRad TID**
- $1.9 \times 10^{16} \text{ n}_{\text{eq}}/\text{cm}^2$ End-of-life Fluence (EOF)**

4. Performance at $1 \times 10^{16} \text{ n}_{\text{eq}}/\text{cm}^2$

- Several **TB campaigns**
- Efficiency higher than 97%** with sensors inclined of 15° wrt beam axis
- Number of **disabled pixels** lower than **0.1 %**
- 50x50 reaches 97%** at **lower bias** wrt **25x100** as expected
- Irradiation in Bonn (13 MeV protons) and KIT (23 MeV protons)**



5. Performance and operation at EOF fluence – $1.9 \times 10^{16} \text{ n}_{\text{eq}}/\text{cm}^2$

3D sensors by **FBK** with pitch $50 \times 50 \mu\text{m}^2$ tested in 2022 & 2023

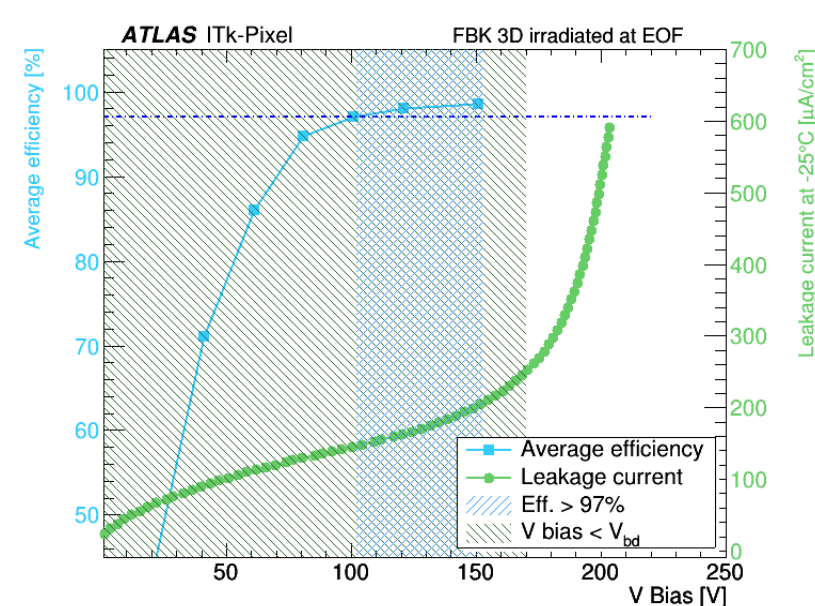
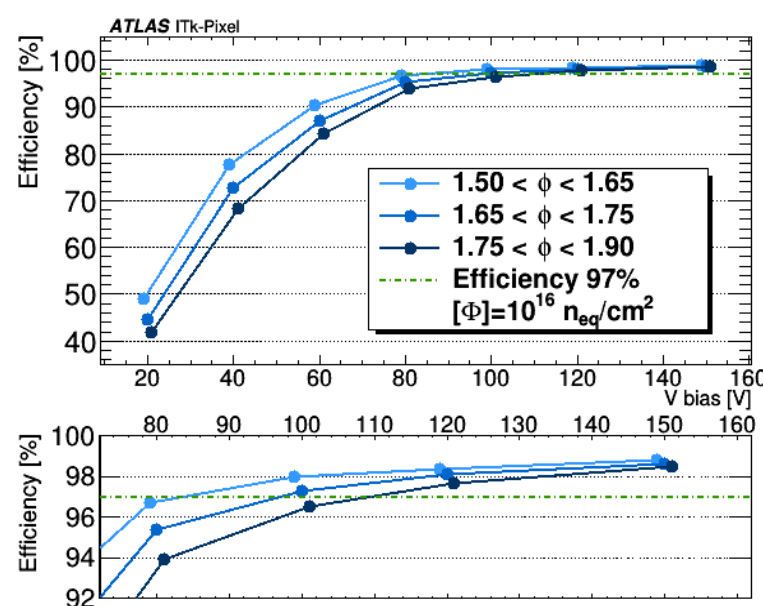
Irradiation at IRRAD facility at CERN

- 23 GeV proton beam
- Beam FWHM is $12 \times 12 \text{ mm}^2$
- Devices scanned and tilted on the beam

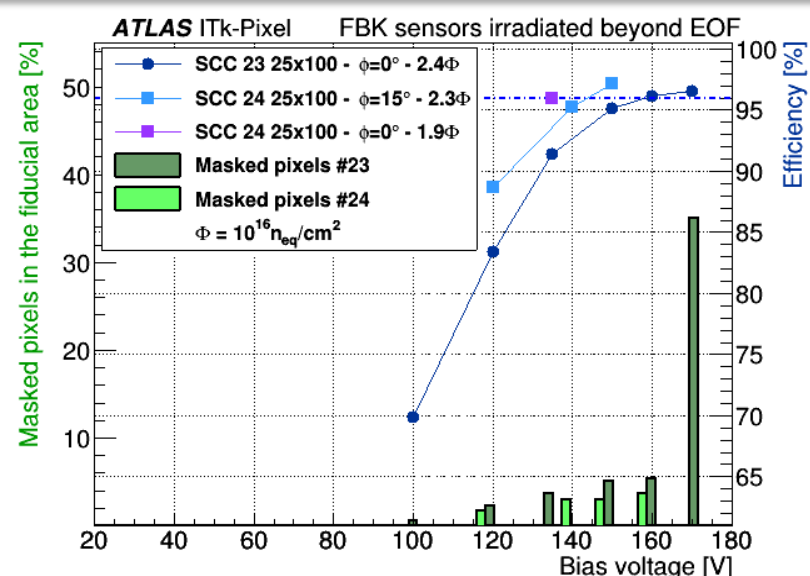
Pixels are grouped in three ranges according to the reconstructed fluence received

- Efficiency reaches 97% at 120-150V** depending on the fluence

The number of **masked pixel** is around **3% up to 130V** and then increases quickly



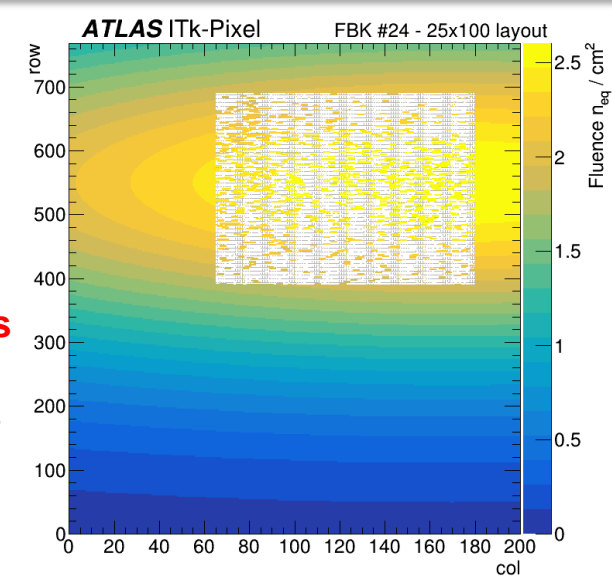
6. Studies beyond EOF – $2.5 \times 10^{16} \text{ n}_{\text{eq}}/\text{cm}^2$



FBK sensors with pitch $25 \times 100 \mu\text{m}^2$ irradiated at IRRAD in 2023

- Test beam and dosimetry performed in parallel
- Mean fluence on the Al dosimeter is $1.7 \times 10^{16} \text{ n}_{\text{eq}}/\text{cm}^2$
- Peaks up to $2.5 \times 10^{16} \text{ n}_{\text{eq}}/\text{cm}^2$**
- Performance are evaluated on a **fiducial area** using **only the enabled pixels**

Efficiency reaches 96% (normal incidence) even after irradiation at **2.5×10^{16}** although with the **5% of disabled pixels**. **Efficiency is close to 97%** (inclined) in a fiducial area with mean fluence around **1.9×10^{16}** with the **3% of disabled pixels**. The **number of disabled pixels is more under control at slightly lower bias**, where it is expected to reach the required efficiency when the sensors are tilted.



This project has received funding from the European Union's Horizon Europe Research and Innovation programme under the Grant Agreement No 101057511