

## Helium identification with LHCb

---



### The LHCb collaboration

E-mail: [rmoise@cern.ch](mailto:rmoise@cern.ch)

**ABSTRACT.** The identification of helium nuclei at LHCb is achieved using a method based on measurements of ionisation losses in the silicon sensors and timing measurements in the Outer Tracker drift tubes. The background from photon conversions is reduced using the RICH detectors and an isolation requirement. The method is developed using  $pp$  collision data at  $\sqrt{s} = 13$  TeV recorded by the LHCb experiment in the years 2016 to 2018, corresponding to an integrated luminosity of  $5.5 \text{ fb}^{-1}$ . A total of around  $10^5$  helium and antihelium candidates are identified with negligible background contamination. The helium identification efficiency is estimated to be approximately 50% with a corresponding background rejection rate of up to  $\mathcal{O}(10^{12})$ . These results demonstrate the feasibility of a rich programme of measurements of QCD and astrophysics interest involving light nuclei.

**KEYWORDS:** dE/dx detectors; Ion identification systems; Large detector systems for particle and astroparticle physics; Particle identification methods

ARXIV EPRINT: [2310.05864](https://arxiv.org/abs/2310.05864)

---

## Contents

<b>1</b>	<b>Introduction</b>	<b>1</b>
<b>2</b>	<b>Energy-loss measurements</b>	<b>2</b>
<b>3</b>	<b>Sample selection</b>	<b>3</b>
<b>4</b>	<b>Helium identification</b>	<b>4</b>
4.1	Likelihood estimators from silicon detectors	5
4.2	Track-time measurements from the OT	6
4.3	Rejection of photon conversions	7
<b>5</b>	<b>The helium sample</b>	<b>8</b>
5.1	Helium production in the detector material	10
5.2	Estimation of residual contamination	11
<b>6</b>	<b>Summary</b>	<b>12</b>
	<b>The LHCb collaboration</b>	<b>15</b>

---

## 1 Introduction

The observation of antihelium in Cosmic Rays (CR) could be a signature for physics beyond the standard model, such as dark matter annihilation [1] or the existence of antimatter domains in space [2]. The AMS-02 experiment [3] aboard the International Space Station (ISS) has reported several antihelium candidates of unclear origin [4]. Light nuclei can also be produced in interactions of CR with the interstellar medium via coalescence of secondary baryons, where the CR and the interstellar gas are mostly protons and around 10% helium [5]. The coalescence of antibaryons into antinuclei has been studied at colliders, for example at the LHC in  $pp$  and PbPb collisions (ALICE [6]), at the RHIC in AuAu collisions (STAR [7], PHENIX [8], BRAHMS [9]), and at the SPS in fixed-target experiments (NA49 [10]).

The LHCb detector [11, 12] covers the forward pseudorapidity region ( $2 < \eta < 5$ ), as opposed to other experiments that have helium identification capabilities only at central pseudorapidity (small  $|\eta|$ ). The LHCb experiment can therefore measure helium production in a region that is unexplored by other experiments. It is a single-arm forward spectrometer that includes a high-precision charged-particle reconstruction (tracking) system consisting of: a silicon-strip vertex detector (VELO) [13, 14] that surrounds the  $pp$  interaction region, a large-area silicon-strip detector (TT) [15] located upstream of a dipole magnet with a bending power of about 4 Tm, and three stations of silicon-strip detectors (IT) [16, 17] and straw drift tubes (OT) [18, 19] placed downstream of the magnet. The tracking system measures the momentum  $p$  of charged particles with a relative uncertainty that ranges from 0.5% at low momentum<sup>1</sup> to 1.0% at 200 GeV. The minimum distance of a track to a primary vertex (PV), the

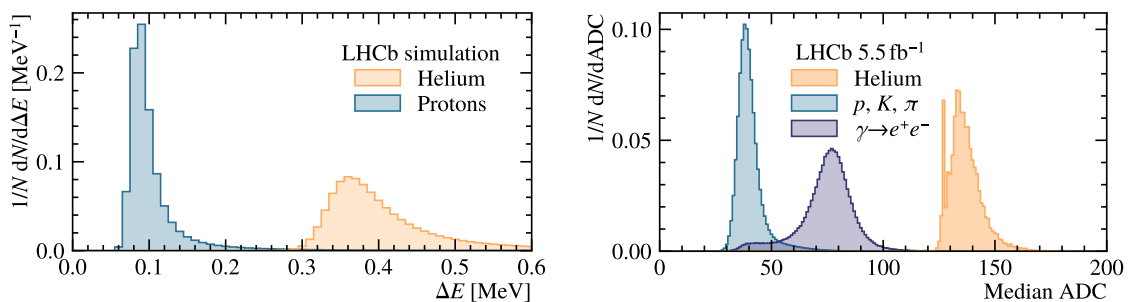
---

<sup>1</sup>Natural units where  $\hbar = c = 1$  are used throughout.

impact parameter (IP), is measured with a resolution of  $(15 + 29/p_T) \mu\text{m}$  where  $p_T$  is the component of the momentum transverse to the beam, in GeV. Different types of charged hadrons are distinguished from one another using information from two ring-imaging Cherenkov (RICH) detectors [20, 21].

The method presented in this paper exploits information from energy losses through ionisation in the silicon sensors, alongside information from the OT and RICH to improve the separation power between helium and minimally-ionising particles of charge  $Z = 1$ . It is assumed throughout this paper that all observed helium is  $^3\text{He}$ , due to the suppression by a factor  $O(10^3)$  predicted by coalescence for each additional baryon [22]. A dedicated study for the  $^4\text{He}$  production in  $pp$  collisions exploring the particle identification capabilities of the LHCb RICH is foreseen in the future.

## 2 Energy-loss measurements



**Figure 1.** Left: Distributions of the deposited energy in a VELO sensor for simulated helium and protons. Right: Distributions of the median ADC of all VELO clusters per track, corrected for the incidence angle, for  $Z = 1$  particles (blue),  $e^+e^-$  pairs from photon conversions (purple), and helium (orange). The helium selection, described in the text, is applied but no VELO requirements are imposed.

The average energy loss per path length of a particle of charge  $Z$  passing through a silicon sensor ( $dE/dx$ ) is proportional to  $Z^2$ , as modelled by the Bethe-Bloch formula [23]. Figure 1 illustrates the energy deposited by helium and  $Z = 1$  particles. In silicon, these energy losses are converted into around 80 electron-hole pairs per micron, and the movement of this charge in the electric field of the depleted region induces a signal on the readout strips. This signal can appear in one or a few strips, depending on the electric field, incidence angle, and couplings between strips. The strips in LHCb silicon sensors have different pitch, width, length and shapes, thus leading to different electric fields, total capacitances, and couplings. The signal from each strip is registered by the front-end electronics and measured by the readout system, which is equipped with 7-bit analogue-to-digital converters. This limits the dynamical range to 127 counts per strip, and given that one count corresponds to  $\sim 440$  collected electrons, signals above  $\sim 56\,000$  electrons saturate. Neighbouring signal strips are typically combined into clusters of up to four strips. The counts from the strips in a cluster are summed together to obtain the cluster amplitude (ADC). The saturated strips lead to an underestimation of the cluster ADC, an effect that is partially compensated by the increasing cluster size (CLS) for  $Z = 2$  particles.

The distribution of the median ADC of all clusters per track, corrected for the incidence angle, is shown on the right-hand side of figure 1. The sensors are calibrated such that the signal from  $Z = 1$  particles peaks at  $\text{ADC} \sim 40$ , whilst the helium signal is found to peak at  $\text{ADC} \sim 135$ . This is as expected from the  $Z^2$  dependence, taking into account saturation effects. One such effect is the

sharp feature at  $\text{ADC} = 127$ , which corresponds to  $\text{CLS} = 1$  clusters that saturate. The distribution of electrons from photon conversions is discussed in section 4.3.

### 3 Sample selection

The results presented in this paper are obtained with the  $pp$ -collision data collected during the years 2016, 2017, and 2018, at a centre-of-mass energy  $\sqrt{s} = 13$  TeV. The total integrated luminosity of  $5.5 \text{ fb}^{-1}$  is composed of  $1.6 \text{ fb}^{-1}$  collected in 2016,  $1.7 \text{ fb}^{-1}$  in 2017, and  $2.2 \text{ fb}^{-1}$  in 2018. The combined output of all LHCb physics trigger lines [24] is used. Two data subsets, called “preselection 1” and “preselection 2”, are defined in a data reduction stage that takes place after the trigger and full data reconstruction.

In addition, minimum-bias data are used to study the performance of the identification method. This sample consists of  $1.7 \times 10^8$  events with  $2.1 \times 10^9$  tracks, recorded with random triggers and selected using a small prescaling factor. Reference samples of singly-charged particles are also obtained from  $\Lambda \rightarrow p\pi^-$  and  $D^{*+} \rightarrow D^0(K^-\pi^+)\pi^+$  decays<sup>2</sup> that are processed into dedicated calibration data [25]. They contain around  $10^9$  tracks in total and correspond to an integrated luminosity of  $3 \text{ fb}^{-1}$ .<sup>3</sup> These samples are supplemented by kaons and pions from  $B^0 \rightarrow K^{*0}(K^+\pi^-)J/\psi(\mu^+\mu^-)$  candidates selected from data corresponding to  $5.5 \text{ fb}^{-1}$ .

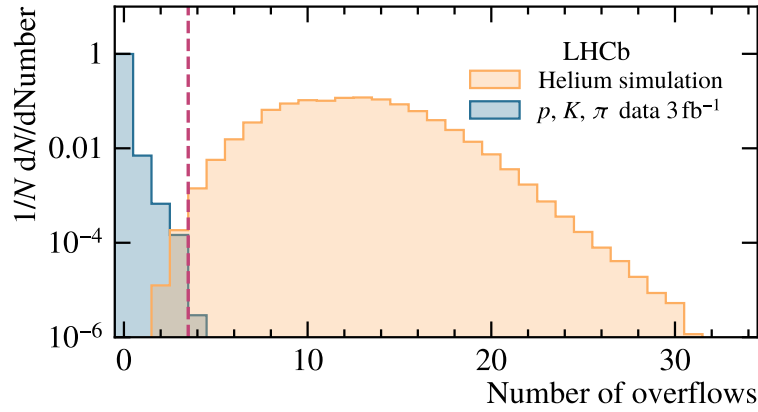
The response of the LHCb detector to  $^3\text{He}$  is simulated using a simplistic Monte Carlo simulation where a single particle is generated at the nominal  $pp$  interaction point and traced through the LHCb detector using the GEANT4 toolkit [26]. The simulated events are processed by the same reconstruction software as for the data. An additional sample of simulated  $B^0 \rightarrow K^{*0}(K^+\pi^-)J/\psi(\mu^+\mu^-)$  decays is used for comparison with the matching data sample.

Selected tracks are required to have passed through the VELO, TT, and the three tracking stations downstream of the magnet. A requirement is placed on the significance of the match between upstream and downstream track segments to suppress fake tracks and particles produced in interactions with the detector material. The rigidity of each track,  $p/|Z|$ , is required to be larger than 2.5 GV and the transverse component of the rigidity must be at least 0.3 GV. Each track must also be of good quality and have a sufficient number of hits in the silicon detectors to enable the identification techniques discussed below. Tracks that fulfil these requirements are considered well-reconstructed.

In the preselection stage two simple, robust, and independent variables are used to define two subsets of data enriched in helium. Together, they ensure redundancy in the selection, and enable efficiency comparisons. The first subset, referred to as “preselection 1”, requires at least one track with the number of overflows greater than 3. This quantity is defined as the total number of saturated strips in VELO clusters along the track that have  $\text{CLS} < 4$ . Its distribution is shown in figure 2, where a clear separation between simulated helium and  $Z = 1$  particles from calibration data is observed. The background rejection rate of this requirement is  $O(10^5)$ . The second subset, called “preselection 2”, is obtained by requiring median  $\text{ADC} > 115$ . Additional kinematic and track-quality requirements are applied, and pions are rejected using loose particle identification cuts. The efficiencies of these two preselections are estimated by means described in section 4.1.

<sup>2</sup>The inclusion of charged-conjugate processes is implied throughout, unless otherwise stated.

<sup>3</sup>This calibration dataset only covers 2018 and part of 2017, due to missing ADC information.

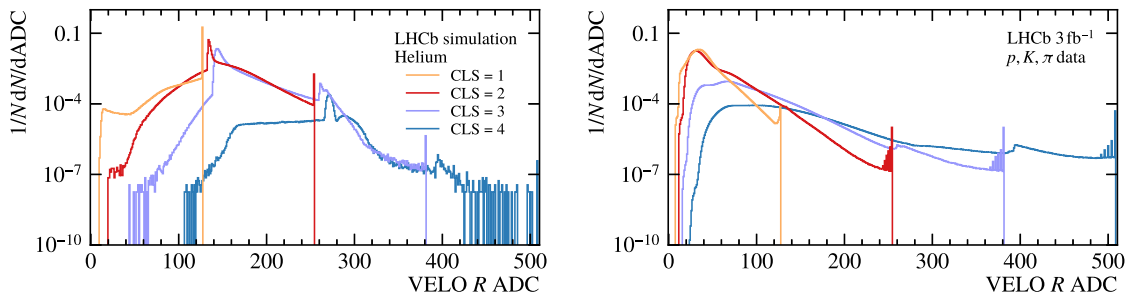


**Figure 2.** Distributions of the number of overflows for simulated helium signal and  $Z = 1$  particles from calibration data. The vertical line indicates the preselection requirement.

#### 4 Helium identification

The VELO, IT, and TT silicon sensors have different geometries, with the most intricate one being the VELO. It has 42 modules (21 per side), each consisting of two different types of sensors with strips oriented to make measurements of the radial and azimuthal position. They are referred to as  $R$  and  $\phi$  sensors, respectively. The TT sensors have a pitch of  $183 \mu\text{m}$  and four different strip lengths, ranging from  $94 \text{ mm}$  to  $378 \text{ mm}$ . The IT sensors that occupy the central part of the tracking stations downstream of the magnet have two different strip lengths,  $108 \text{ mm}$  and  $216 \text{ mm}$ , with  $198 \mu\text{m}$  pitch, and two different sensor thicknesses,  $320 \mu\text{m}$  and  $400 \mu\text{m}$ . The thicker sensors produce larger signals. To account for different sensor geometries, VELO  $R$  and VELO  $\phi$  sensors are considered separately, as are the thin and thick IT sensors; no significant improvement is found when considering TT sensors of different strip length.

Figure 3 shows the distribution of the cluster amplitude in VELO  $R$  sensors, separately for each cluster size, as obtained from simulated helium tracks, and  $Z = 1$  particles from data. It can be seen that helium is characterised by larger CLS, higher average ADC values, and more frequent saturation. The sharp features at  $\text{ADC} = 127, 254, 381$  and  $508$  correspond to saturation of 1, 2, 3 and 4 strips, respectively.



**Figure 3.** Distributions of the cluster amplitudes, for different cluster sizes, in the VELO  $R$  sensors for (left) simulated helium signal and (right) calibration data.

#### 4.1 Likelihood estimators from silicon detectors

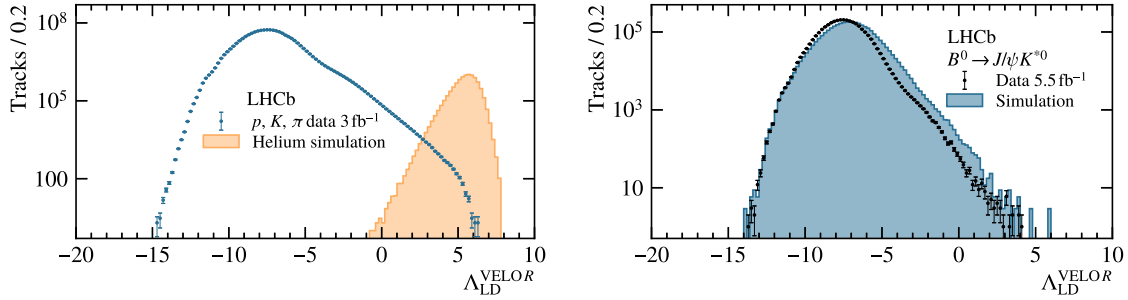
Each cluster is a separate independent measurement of the energy deposit. This information is combined into a likelihood estimator for each type of sensor. To construct this likelihood estimator, two-dimensional probability density distributions (PDD) are derived from the ADC distributions, as exemplified in figure 3 for VELO  $R$  sensors. One dimension of the PDD is the cluster size and the other is the ADC. To derive the likelihoods of the helium (He) and background (bkg) particle hypotheses, the PDDs are used as look-up tables:

$$\mathcal{L}^X = \left( \prod_{i=1}^n \text{PDD}_i^X(\text{CLS}, \text{ADC}) \right)^{\frac{1}{n}}, \quad (4.1)$$

where  $X \in \{\text{He}, \text{bkg}\}$ , and  $n$  is the number of clusters on the track. Helium and background tracks are separated using the log-likelihood ratio

$$\Lambda_{\text{LD}} = \log \frac{\mathcal{L}^{\text{He}}}{\mathcal{L}^{\text{bkg}}} = \log \mathcal{L}^{\text{He}} - \log \mathcal{L}^{\text{bkg}}. \quad (4.2)$$

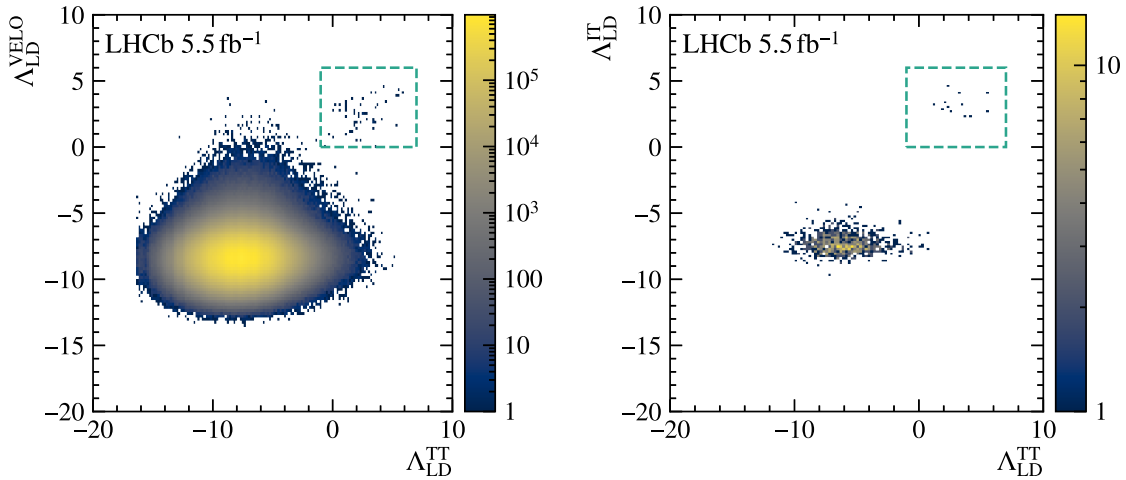
The likelihoods are evaluated for VELO  $R$ , VELO  $\phi$ , TT, IT thick and IT thin sensors. The likelihood for the former is shown as an example in figure 4 on the left-hand side, where the  ${}^3\text{He}$  simulation is compared to the calibration data described in section 3. Significant separation power between helium and  $Z = 1$  particles is observed in the likelihood estimators from all subdetectors. However, none of them would be sufficient by themselves to produce a pure helium sample from an expected helium-to-background ratio of 1 in  $\mathcal{O}(10^8)$ . On the right-hand side of figure 4, the distribution of  $\Lambda_{\text{LD}}^{\text{VELO}R}$  in samples of pions and kaons from  $B^0 \rightarrow K^{*0}(K^+\pi^-)J/\psi(\mu^+\mu^-)$  decays is compared between data and simulation. The shape is found to be described well by the simulation; however, the tail would lead to overestimation of the background contamination in the signal region if simulation were used for such estimates. The differences between the distribution of helium candidates and of simulated helium are attributed to imperfect modelling of the signal in the silicon sensors.



**Figure 4.** Distributions of  $\Lambda_{\text{LD}}^{\text{VELO}R}$  in: (left) samples of  $Z = 1$  tracks from calibration data and simulated helium; (right) samples of hadrons from  $B^0 \rightarrow K^{*0}(K^+\pi^-)J/\psi(\mu^+\mu^-)$  decays. The simulation is normalised to the data.

For the VELO, a weighted mean of the VELO  $R$  and VELO  $\phi$  likelihood estimators is used to define

$$\Lambda_{\text{LD}}^{\text{VELO}} = \frac{n^{\text{VELO}R} \times \Lambda_{\text{LD}}^{\text{VELO}R} + n^{\text{VELO}\phi} \times \Lambda_{\text{LD}}^{\text{VELO}\phi}}{n^{\text{VELO}R} + n^{\text{VELO}\phi}}. \quad (4.3)$$



**Figure 5.** Distributions of the log-likelihood estimators from the LHCb VELO ( $\Lambda_{\text{LD}}^{\text{VELO}}$ ), TT ( $\Lambda_{\text{LD}}^{\text{TT}}$ ) and IT ( $\Lambda_{\text{LD}}^{\text{IT}}$ ) silicon trackers from the minimum-bias data. Helium candidates are indicated by green boxes. Left: the tracks are required to pass the selection described in section 4.2 or to have  $\Lambda_{\text{LD}}^{\text{IT}} > -1$ . Right: the tracks must traverse the IT and have  $\Lambda_{\text{LD}}^{\text{VELO}} > 0$ . The full selection described in sections 4.2, 4.3 and 5.1 is applied.

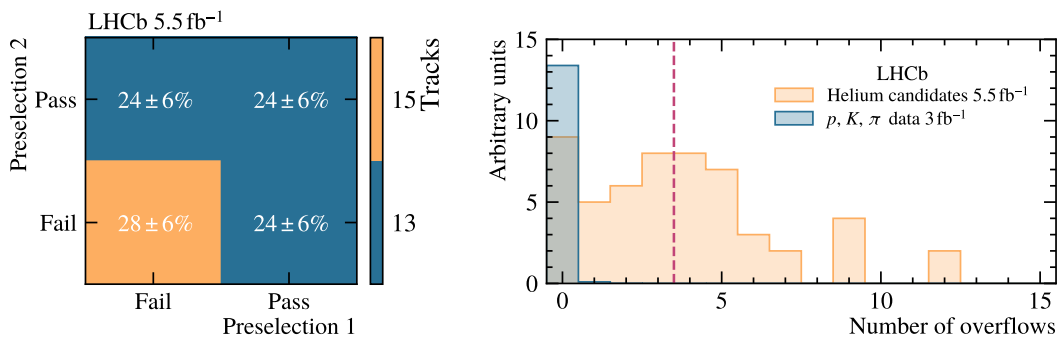
The weights  $n_{\text{VELO}R}$  and  $n_{\text{VELO}\phi}$  are the number of clusters on the track in  $R$  and  $\phi$  sensors, respectively. The thin and thick IT estimators are combined in the same way to obtain  $\Lambda_{\text{LD}}^{\text{IT}}$ .

The two-dimensional distributions of  $\Lambda_{\text{LD}}^{\text{VELO}}$  versus  $\Lambda_{\text{LD}}^{\text{TT}}$ , and  $\Lambda_{\text{LD}}^{\text{IT}}$  versus  $\Lambda_{\text{LD}}^{\text{TT}}$  in minimum-bias data are presented in figure 5. On the left-hand side, a population of around 50 helium candidates, clearly separated from  $Z = 1$  particles, is observed for  $\Lambda_{\text{LD}}^{\text{VELO}} > 0$  and  $\Lambda_{\text{LD}}^{\text{TT}} > -1$ . Given that there are  $\mathcal{O}(10^9)$  tracks in the minimum-bias data, this indicates a separation power of at least 1 in  $10^8$ . Roughly  $\sim 20\%$  of these tracks are in the IT acceptance and figure 5 (right) shows that they are predominantly distributed at large  $\Lambda_{\text{LD}}^{\text{IT}}$  values.

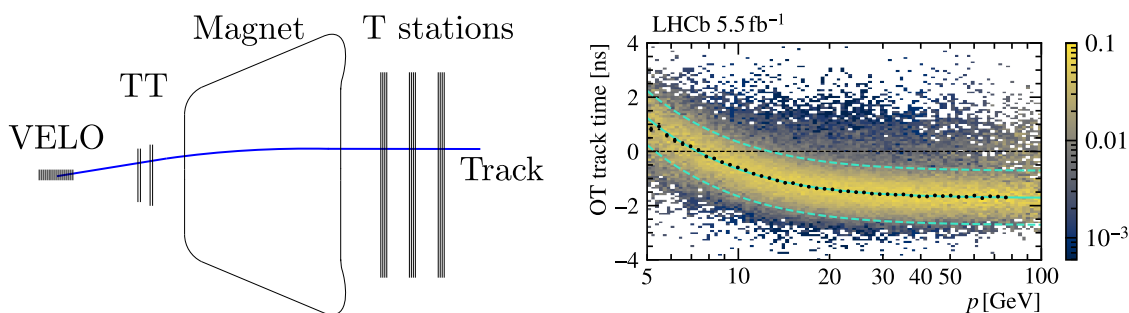
The roughly 50 helium candidates are used to estimate the efficiencies of the two preselections discussed in section 3. As shown on the left-hand side of figure 6, the overlap of the selected tracks is  $(24 \pm 6)\%$ . In addition, both preselections are found to be approximately 50% efficient, as shown on the right-hand side of figure 6 for the case of preselection 1.

## 4.2 Track-time measurements from the OT

As depicted in figure 7 on the left-hand side, the VELO and the TT stations measure the  $dE/dx$  of tracks upstream of the magnet. However, the IT silicon detector at the centre of the T-stations downstream of the magnet does not cover the full detector acceptance. The rest of the tracks lie in the acceptance of the OT, which consists of gaseous drift tubes that measure the drift time of ionisation clusters produced by passing charged tracks; the time resolution is around 1 ns. The OT is calibrated such that the reference track time ( $t_0$ ) is zero for  $Z = 1$  particles [19]. However, helium produces on average four times more ionisation in the gas, thus triggering the readout discriminator earlier. Therefore, helium is characterised by negative  $t_0$  values at high momentum ( $p > 10$  GeV), as shown in figure 7. Across the entire kinematic range, the shift is influenced by the momentum dependence of  $dE/dx$ . At low momentum, the time measurement is sensitive to the mass of  ${}^3\text{He}$ , leading to an upwards shift of around 4 ns at a momentum of 5 GeV.



**Figure 6.** Left: Efficiency matrix of the two preselections determined from the helium candidates selected in minimum-bias data. Right: Distribution of the number of overflows in helium candidate tracks from minimum-bias data and  $Z = 1$  particles from calibration data. The latter is normalised to 25% of the former. The requirement used in the preselection is shown by the vertical dashed line.



**Figure 7.** Left: sketch of the LHCb tracking detectors and magnet; adapted from ref. [12]. Right: Distribution of the reference track time versus the momentum for tracks with  $\Lambda_{LD}^{VELO} > 0$  and  $\Lambda_{LD}^{TT} > 1$ . In each momentum slice, the distribution is normalised to unity and fitted with a Gaussian function. The positions of the means is indicated by the black dots. These are fitted as described in the main body, resulting in the shape depicted by the green continuous line. The dashed green lines indicate the  $\pm 1$  ns interval.

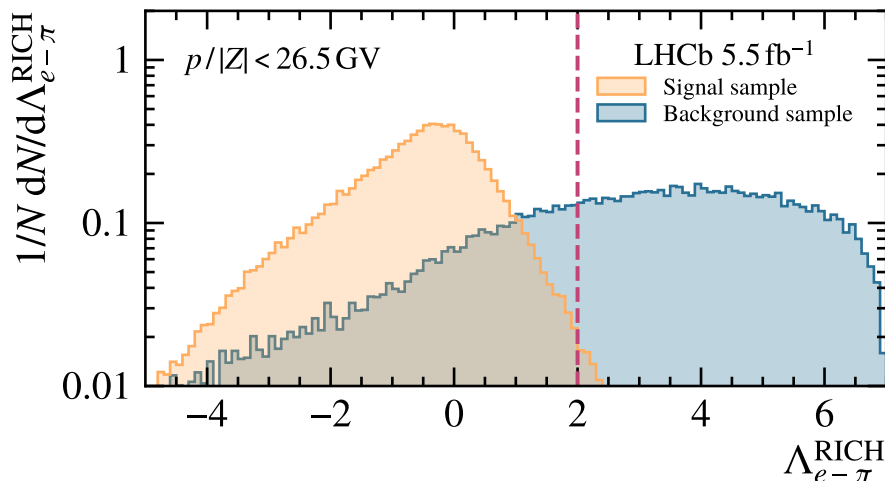
The momentum dependence of  $t_0$  is parameterised by a smooth function depicted in figure 7 on the right-hand side. This function is used to calculate the expected time of a given track ( $t_{fit}$ ). As part of the selection of helium candidates, tracks passing through the OT are required to have  $\Delta t_{OT} \equiv |t_0 - t_{fit}| < 1$  ns. This requirement significantly reduces the background with minimal signal loss.

The VELO and TT estimators provide helium identification upstream of the magnet. The combination of the IT and OT provides similar information downstream of the magnet, which is essential to discriminate the signal from photon conversions, as discussed in the following section.

### 4.3 Rejection of photon conversions

A photon traversing the LHCb detector may produce an electron-positron pair with a small opening angle; the electron and positron may lose energy in the same silicon sensors, thus leading to a cluster whose amplitude is on average twice as large as expected from a  $Z = 1$  particle, as can be seen in the right-hand-side of figure 1. Because of this,  $e^+e^-$  pairs from photon conversions in the VELO are not distinguished from helium as easily as other  $Z = 1$  particles. The electrons and positrons





**Figure 8.** Distribution of the RICH electron-pion separation estimator ( $\Lambda_{e-\pi}^{\text{RICH}}$ ) for helium signal and background below the rigidity thresholds for Cherenkov photon production by  ${}^3\text{He}$  in the two LHCb RICH detectors. The vertical dashed line indicates the selection requirement.

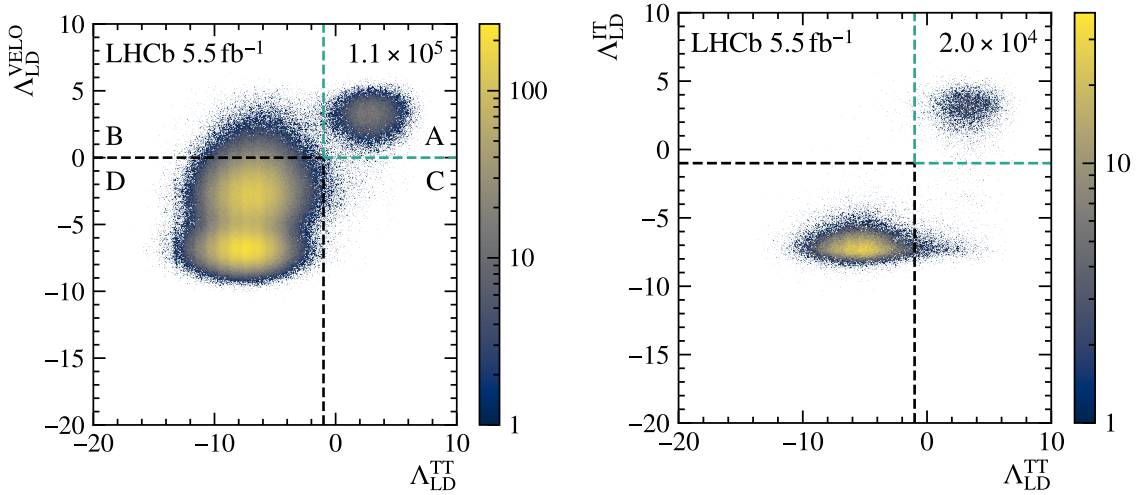
are deflected in opposite directions by the magnet but the resulting distinct tracks share the same segment in the VELO. Therefore, conversions are suppressed by accepting only tracks that do not share their VELO segment with another track.

In addition, the RICH is used to construct log-likelihoods corresponding to different mass hypotheses for each track in the event. These are standard variables used in LHCb measurements, with the pion hypothesis being the default given that pions are the most produced particles.

Helium nuclei must have momenta of at least 53 GeV to produce Cherenkov rings in the RICH. Since most detected helium track candidates are below this threshold, the response of the RICH detectors to tracks in the signal sample is expected to be dominated by Cherenkov photons from other tracks in the event. However, electrons below the pion momentum threshold may be separated using the difference between the RICH log-likelihoods constructed assuming the associated track is either a pion or an electron. This quantity, denoted by  $\Lambda_{e-\pi}^{\text{RICH}}$ , is used to reject electrons from photon conversions, as illustrated in figure 8. It depicts the distributions of  $\Lambda_{e-\pi}^{\text{RICH}}$  in a helium-enriched and a background-enriched sample. The former consists of tracks required to have  $\Lambda_{\text{LD}}^{\text{VELO}} > 0$  and  $\Lambda_{\text{LD}}^{\text{TT}} > 1$ , whilst the latter comprises tracks selected using the cuts  $\Lambda_{\text{LD}}^{\text{VELO}} > 0$  and  $\Lambda_{\text{LD}}^{\text{TT}} < -5$ . It can be seen that requiring  $\Lambda_{e-\pi}^{\text{RICH}} < 2$  is expected to reject a substantial amount of background, whilst being highly efficient on the signal. The separation power is diluted at high momentum, where Cherenkov rings from helium are indistinguishable from those produced by other particles. This low-momentum background separation technique is therefore complementary to the high-momentum one provided by the OT.

## 5 The helium sample

The data selected by applying the requirements described in the previous sections are shown in figures 9 and 10. Additionally, tracks that are incompatible with originating from a primary vertex are rejected by means described in the following section. The selection criteria quantified thus far are summarised



**Figure 9.** Distributions of the log-likelihood estimators from the LHCb VELO ( $\Lambda_{LD}^{\text{VELO}}$ ), TT ( $\Lambda_{LD}^{\text{TT}}$ ) and IT ( $\Lambda_{LD}^{\text{IT}}$ ) silicon trackers. Left: the tracks are required to pass the downstream selection. Right: the tracks must traverse the IT and have  $\Lambda_{LD}^{\text{VELO}} > 0$ . On the left, the signal region is denoted by A, whilst regions B, C, and D correspond to background.

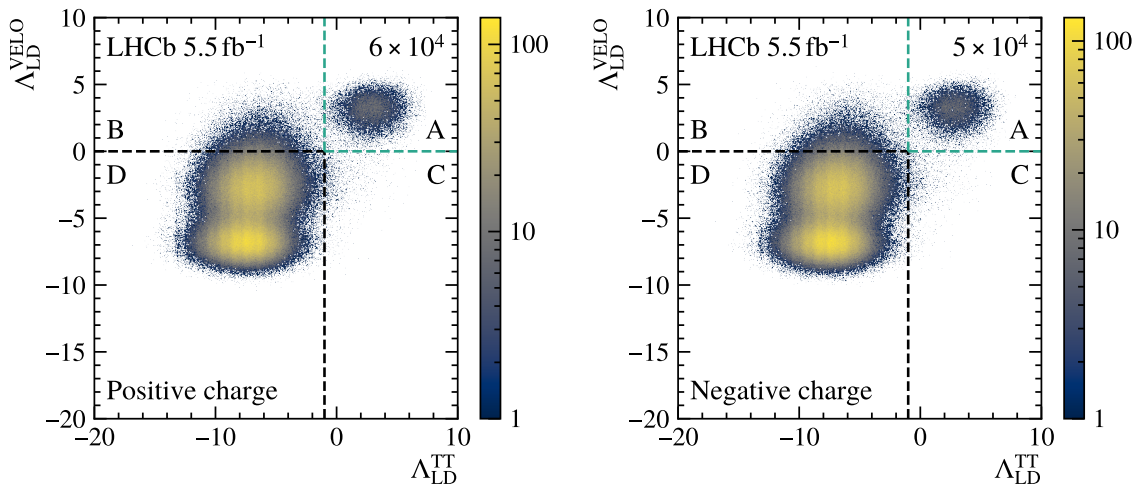
**Table 1.** Helium selection criteria quantified throughout this paper. The logical or is required between the two preselection criteria. Given the complementary acceptances of OT and IT, the logical or is also required between the downstream requirements.

Type	Track property	Selection
Acceptance, kinematics	$\eta$	$\in (2, 5)$
	$p/ Z $	$> 2.5 \text{ GV}$
	$p_T/ Z $	$> 0.3 \text{ GV}$
Preselection	Number of overflows	$> 3$
	Median ADC	$> 115$
Downstream	$\Delta t_{\text{OT}}$	$< 1 \text{ ns}$
	$\Lambda_{LD}^{\text{IT}}$	$> -1$
Conversion rejection	Unique VELO segment	Yes
PV origin	$\Lambda_{e-\pi}^{\text{RICH}}$	$< 2$
	$\ln \chi_{\text{IP}}^2$	$< 2$

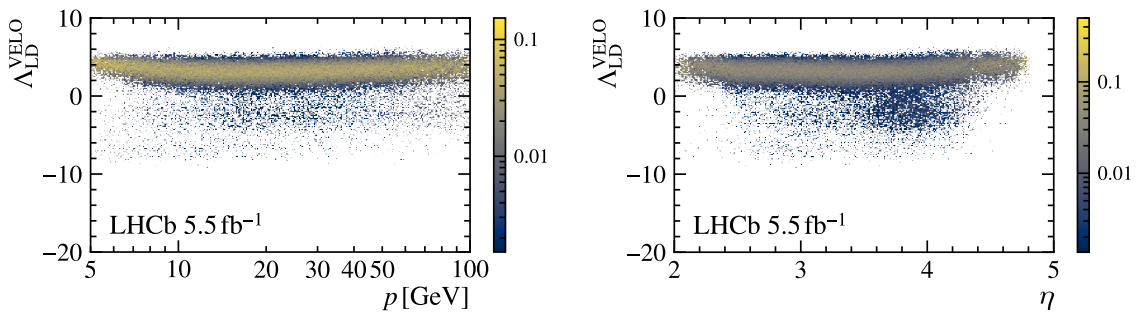
in table 1. A large, well-separated population of helium candidates is observed for  $\Lambda_{LD}^{\text{VELO}} > 0$  and  $\Lambda_{LD}^{\text{TT}} > -1$  (region A). Approximately  $1.1 \times 10^5$  candidates are selected, and figure 5 shows that their location is consistent with the  $\sim 50$  candidates found in minimum-bias data.

Singly-charged particles are located at low values of  $\Lambda_{LD}^{\text{VELO}}$  and  $\Lambda_{LD}^{\text{TT}}$  (region D). They peak at two different  $\Lambda_{LD}^{\text{VELO}}$  values, one for each of the preselections presented in section 3. The median ADC requirement of preselection 2 biases the  $\Lambda_{LD}^{\text{VELO}}$  distribution towards larger values with respect to preselection 1. Electrons from converted photons are highly collinear in the VELO but are separated by the magnetic field. This means that they cannot be separated by  $\Lambda_{LD}^{\text{VELO}}$  alone, however they can be separated by  $\Lambda_{LD}^{\text{TT}}$  and are therefore found predominantly in region B.

The  $\Lambda_{LD}^{VELO}$ ,  $\Lambda_{LD}^{TT}$ , and  $\Lambda_{LD}^{IT}$  estimators are expected to have a mass, a momentum and an incidence-angle dependence, due to the Bethe-Bloch formula. This is studied in detail, and is found to be barely resolvable with the 7-bit ADC resolution of the LHCb silicon trackers. As a result, the obtained distributions are continuous and nearly independent of these quantities. This is illustrated for  $\Lambda_{LD}^{VELO}$  in figure 11. The material in the LHCb detector is inhomogeneously distributed in pseudorapidity and azimuthal angle, however no significant dependence of the separation power on these quantities is observed.



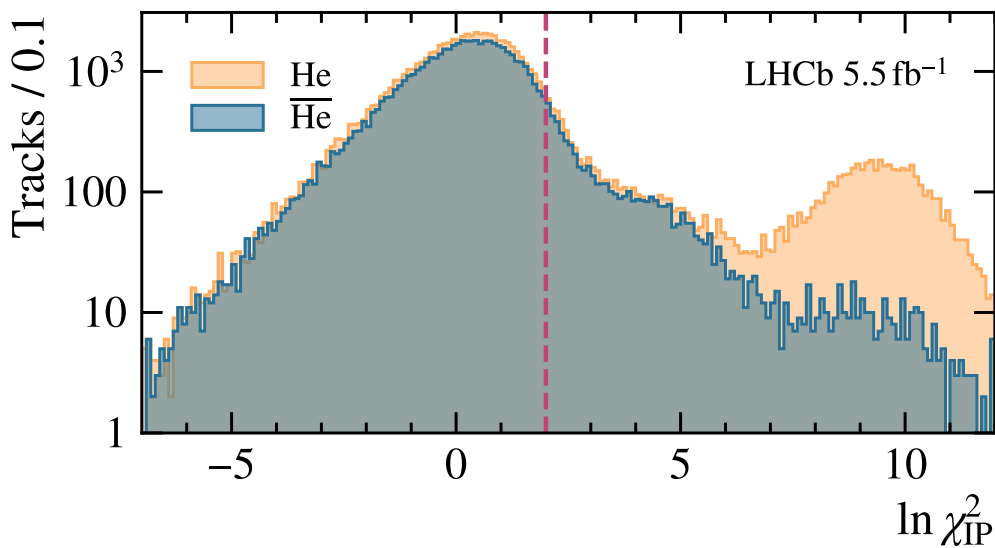
**Figure 10.** Distributions corresponding to that on the left-hand side of figure 9, but separated into tracks of (left) positive and (right) negative charge.



**Figure 11.** Distribution of  $\Lambda_{LD}^{VELO}$  as a function of momentum (left) and pseudorapidity (right), in data from both preselections combined. Tracks are required to pass the selection in section 4.2, as well as  $\Lambda_{LD}^{TT} > -1$ . Each vertical slice is normalised to unity.

## 5.1 Helium production in the detector material

Particles produced in collisions may interact with the detector material or the beam pipe, thus producing secondary particles, including helium. Antihelium is not produced in this way, thus inducing an asymmetry in distributions of variables that are different for prompt and non-prompt particles. One such variable is the change in the  $\chi^2$  of the PV when it is reconstructed with or without the track of



**Figure 12.** Distribution of the natural logarithm of the  $\chi_{\text{IP}}^2$  for helium and antihelium tracks, combining data from both preselections. The requirement that separates prompt and displaced helium is shown by the vertical dashed line.

interest. This quantity, denoted by  $\chi_{\text{IP}}^2$ , is very close to the square of the ratio between the impact parameter of the track and its uncertainty.

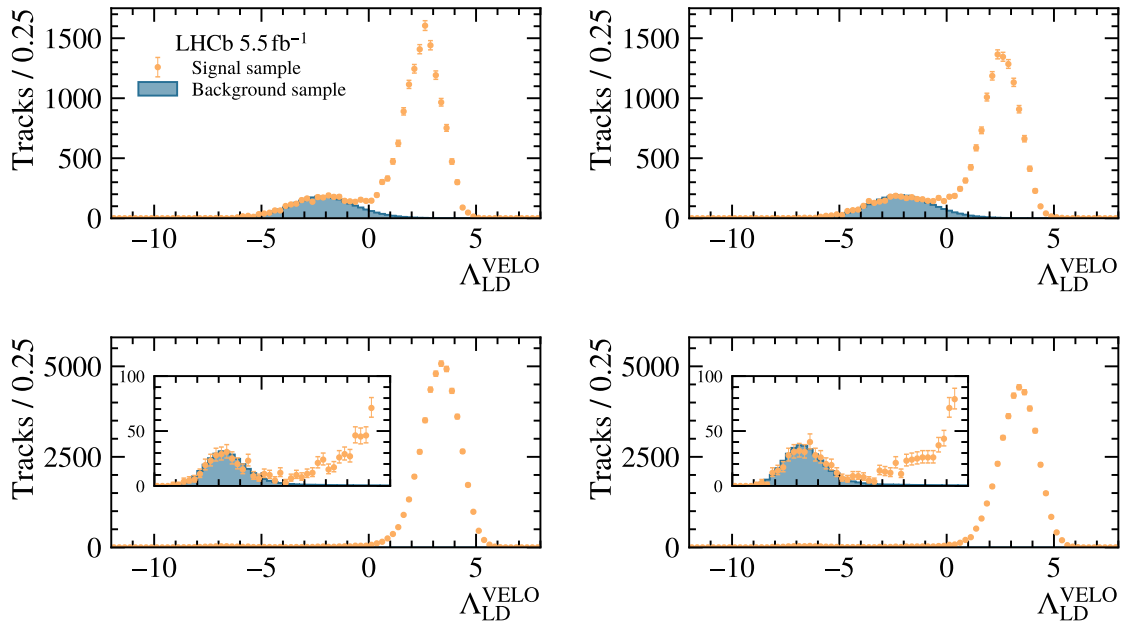
The distribution of  $\ln \chi_{\text{IP}}^2$  in selected helium tracks is shown in figure 12. An enhancement is observed at large values in the helium candidate sample, but not in the antihelium one. This enhancement is consistent with the production of helium in the detector material. Therefore, prompt and displaced helium tracks are isolated by a cut on  $\chi_{\text{IP}}^2$ . The upper tail in the antihelium distribution above  $\ln \chi_{\text{IP}}^2 > 2$  is a sign of non-prompt contributions to the sample, as expected from hypertriton or  $\Lambda_b^0$  decays. Only tracks with  $\ln \chi_{\text{IP}}^2 < 2$  are considered for the results presented throughout section 5.

## 5.2 Estimation of residual contamination

The projections onto the  $\Lambda_{\text{LD}}^{\text{VELO}}$  axis of the 2D distributions displayed in figure 10 are used to estimate the level of residual background and are shown in figure 13. The distribution of  $\Lambda_{\text{LD}}^{\text{VELO}}$  in background samples obtained from regions B and D ( $\Lambda_{\text{LD}}^{\text{VELO}} < 0$ ) are scaled to match that in region C. The level of contamination is inferred to be the size of the tail at  $\Lambda_{\text{LD}}^{\text{VELO}} > 0$ .

The procedure is performed separately on the preselection 1 subset, which contains around 75% of the tracks in region A, and on data from the preselection 2 sample. This is due to the fact that the requirements for preselection 2 bias the background towards larger values, as explained in section 3. The background sample is required to have  $\Lambda_{\text{LD}}^{\text{TT}} < -2$ . In the case of preselection 2, the shape of the background is shifted by +0.5 to account for correlations between  $\Lambda_{\text{LD}}^{\text{TT}}$  and  $\Lambda_{\text{LD}}^{\text{VELO}}$ , which can be seen in figure 9. This shift is determined by minimising the  $\chi^2$  between the signal and background histograms at negative  $\Lambda_{\text{LD}}^{\text{VELO}}$  values. Figure 13 shows that the background in the signal region, *i.e.* at  $\Lambda_{\text{LD}}^{\text{VELO}} > 0$ , is negligible.

The signal region of preselection 1 contains  $8.7 \times 10^4$  tracks, of which 15 are expected to be background. Together with the observation of 54 helium tracks in minimum-bias, the number of



**Figure 13.** Distribution of  $\Lambda_{LD}^{VELO}$  in (left) helium and (right) antihelium samples from the (upper) preselection 2 and (lower) preselection 1 data samples. The distribution from an independent background sample is shown in blue, scaled to match the size of the populations found in data at negative  $\Lambda_{LD}^{VELO}$  values. To visualise the background in the preselection 1 sample, the inset of each bottom-row plot shows a magnification of the region  $\Lambda_{LD}^{VELO} \in [-10, 1]$ . Each inset's horizontal axis matches that of the containing plot.

background tracks in the signal region in minimum-bias that pass the same requirements can be estimated to be  $6 \times 10^{-3}$ . Given the total number of  $1.2 \times 10^9$  well-reconstructed tracks in the minimum-bias sample, this leads to a mis-identification probability for such a background track to pass the helium identification of  $\mathcal{O}(10^{-12})$ .

## 6 Summary

Employing techniques that are almost entirely data driven, helium and antihelium are observed for the first time at the LHCb experiment. This is accomplished using  $dE/dx$  measurements in the silicon sensors (VELO, TT and IT), alongside information from the RICH and OT subdetectors.

A total of  $1.1 \times 10^5$  prompt helium and antihelium are identified with negligible background contamination in the LHCb  $pp$  collision data collected in the years 2016 to 2018. The efficiency of the helium identification method is estimated to be approximately 50% with a corresponding background rejection factor of up to  $\mathcal{O}(10^{12})$ .

The identification method will be applied to other LHCb Run 2 datasets, such as proton-ion, ion-ion, and SMOG collision data. Compared to the ALICE experiment, which covers the central rapidity region  $|y| < 0.5$ , the LHCb results will extend the available measurements in the so far experimentally unexplored forward region ( $2 < \eta < 5$ ). This identification technique, innovative at the LHCb experiment, proves the feasibility of a rich programme of measurements of QCD and astrophysics interest involving light nuclei.

## Acknowledgments

We express our gratitude to our colleagues in the CERN accelerator departments for the excellent performance of the LHC. We thank the technical and administrative staff at the LHCb institutes. We acknowledge support from CERN and from the national agencies: CAPES, CNPq, FAPERJ and FINEP (Brazil); MOST and NSFC (China); CNRS/IN2P3 (France); BMBF, DFG and MPG (Germany); INFN (Italy); NWO (Netherlands); MNiSW and NCN (Poland); MCID/IFA (Romania); MICINN (Spain); SNSF and SER (Switzerland); NASU (Ukraine); STFC (United Kingdom); DOE NP and NSF (U.S.A.). We acknowledge the computing resources that are provided by CERN, IN2P3 (France), KIT and DESY (Germany), INFN (Italy), SURF (Netherlands), PIC (Spain), GridPP (United Kingdom), CSCS (Switzerland), IFIN-HH (Romania), CBPF (Brazil), Polish WLCG (Poland) and NERSC (U.S.A.). We are indebted to the communities behind the multiple open-source software packages on which we depend. Individual groups or members have received support from ARC and ARDC (Australia); Minciencias (Colombia); AvH Foundation (Germany); EPLANET, Marie Skłodowska-Curie Actions, ERC and NextGenerationEU (European Union); A\*MIDEX, ANR, IPhU and Labex P2IO, and Région Auvergne-Rhône-Alpes (France); Key Research Program of Frontier Sciences of CAS, CAS PIFI, CAS CCEPP, Fundamental Research Funds for the Central Universities, and Sci. & Tech. Program of Guangzhou (China); GVA, XuntaGal, GENCAT, Inditex, InTalent and Prog. Atracción Talento, CM (Spain); SRC (Sweden); the Leverhulme Trust, the Royal Society and UKRI (United Kingdom).

## References

- [1] M.W. Winkler and T. Linden, *Dark matter annihilation can produce a detectable antihelium flux through  $\bar{\Lambda}_b$  decays*, *Phys. Rev. Lett.* **126** (2021) 101101 [[arXiv:2006.16251](#)].
- [2] S. Dupourqué, L. Tibaldo and P. Von Ballmoos, *Constraints on the antistar fraction in the Solar System neighborhood from the 10-year Fermi Large Area Telescope gamma-ray source catalog*, *Phys. Rev. D* **103** (2021) 083016 [[arXiv:2103.10073](#)].
- [3] AMS collaboration, *The Alpha Magnetic Spectrometer (AMS) on the international space station: Part II — Results from the first seven years*, *Phys. Rept.* **894** (2021) 1.
- [4] S. Ting, *Latest results from AMS on the International Space Station*, <https://indico.cern.ch/event/1275785/> (June 2023).
- [5] AMS collaboration, *Precision measurement of the helium flux in primary cosmic rays of rigidities 1.9 GV to 3 TV with the Alpha Magnetic Spectrometer on the International Space Station*, *Phys. Rev. Lett.* **115** (2015) 211101.
- [6] ALICE collaboration,  *${}^3_{\Lambda}\text{H}$  and  ${}^3_{\Lambda}\bar{\text{H}}$  lifetime measurement in Pb-Pb collisions at  $\sqrt{s_{\text{NN}}} = 5.02$  TeV via two-body decay*, *Phys. Lett. B* **797** (2019) 134905 [[arXiv:1907.06906](#)].
- [7] STAR collaboration, *Measurement of the mass difference and the binding energy of the hypertriton and antihypertriton*, *Nature Phys.* **16** (2020) 409 [[arXiv:1904.10520](#)].
- [8] PHENIX collaboration, *Deuteron and antideuteron production in Au + Au collisions at  $\sqrt{s_{\text{NN}}} = 200$  GeV*, *Phys. Rev. Lett.* **94** (2005) 122302 [[nucl-ex/0406004](#)].
- [9] BRAHMS collaboration, *Rapidity dependence of deuteron production in central Au + Au collisions at  $\sqrt{s_{\text{NN}}} = 200$  GeV*, *Phys. Rev. C* **83** (2011) 044906 [[arXiv:1005.5427](#)].
- [10] NA49 collaboration, *Production of (anti)deuterons in heavy-ion collisions at SPS energies*, *PoS BaldinISHEPPXXII* (2015) 075.

- [11] LHCb collaboration, *The LHCb detector at the LHC*, 2008 *JINST* **3** S08005.
- [12] LHCb collaboration, *LHCb detector performance*, *Int. J. Mod. Phys. A* **30** (2015) 1530022 [[arXiv:1412.6352](#)].
- [13] LHCb collaboration, *LHCb VELO (Vertex Locator): Technical Design Report*, CERN-LHCC-2001-011, CERN, Geneva (2001).
- [14] R. Aaij et al., *Performance of the LHCb Vertex Locator*, 2014 *JINST* **9** P09007 [[arXiv:1405.7808](#)].
- [15] LHCb collaboration, *LHCb reoptimized detector design and performance: Technical Design Report*, CERN-LHCC-2003-030, CERN, Geneva (2003).
- [16] LHCb OUTER TRACKER GROUP collaboration, *Performance of the LHCb Outer Tracker*, 2014 *JINST* **9** P01002 [[arXiv:1311.3893](#)].
- [17] LHCb collaboration, *LHCb inner tracker: Technical Design Report*, CERN-LHCC-2002-029 (2002).
- [18] LHCb collaboration, *LHCb outer tracker: Technical Design Report*, CERN-LHCC-2001-024 (2001).
- [19] LHCb OUTER TRACKER GROUP collaboration, *Improved performance of the LHCb Outer Tracker in LHC Run 2*, 2017 *JINST* **12** P11016 [[arXiv:1708.00819](#)].
- [20] LHCb RICH GROUP collaboration, *Performance of the LHCb RICH detector at the LHC*, *Eur. Phys. J. C* **73** (2013) 2431 [[arXiv:1211.6759](#)].
- [21] R. Calabrese et al., *Performance of the LHCb RICH detectors during LHC Run 2*, 2022 *JINST* **17** P07013 [[arXiv:2205.13400](#)].
- [22] ALICE collaboration, *Production of deuterons, tritons,  $^3\text{He}$  nuclei and their antinuclei in pp collisions at  $\sqrt{s} = 0.9, 2.76$  and 7 TeV*, *Phys. Rev. C* **97** (2018) 024615 [[arXiv:1709.08522](#)].
- [23] PARTICLE DATA GROUP collaboration, *Review of Particle Physics*, *PTEP* **2022** (2022) 083C01.
- [24] LHCb collaboration, *Performance of the LHCb trigger and full real-time reconstruction in Run 2 of the LHC*, 2019 *JINST* **14** P04013 [[arXiv:1812.10790](#)].
- [25] R. Aaij et al., *Selection and processing of calibration samples to measure the particle identification performance of the LHCb experiment in Run 2*, *EPJ Tech. Instrum.* **6** (2019) 1 [[arXiv:1803.00824](#)].
- [26] J. Allison et al., *Geant4 developments and applications*, *IEEE Trans. Nucl. Sci.* **53** (2006) 270.

## The LHCb collaboration

R. Aaij <sup>ib35</sup>, A.S.W. Abdelmotteleb <sup>ib54</sup>, C. Abellan Beteta<sup>48</sup>, F. Abudinén <sup>ib54</sup>, T. Ackernley <sup>ib58</sup>, B. Adeva <sup>ib44</sup>, M. Adinolfi <sup>ib52</sup>, P. Adlarson <sup>ib78</sup>, C. Agapopoulou <sup>ib46</sup>, C.A. Aidala <sup>ib79</sup>, Z. Ajaltouni<sup>11</sup>, S. Akar <sup>ib63</sup>, K. Akiba <sup>ib35</sup>, P. Albicocco <sup>ib25</sup>, J. Albrecht <sup>ib17</sup>, F. Alessio <sup>ib46</sup>, M. Alexander <sup>ib57</sup>, A. Alfonso Alberio <sup>ib43</sup>, Z. Aliouche <sup>ib60</sup>, P. Alvarez Cartelle <sup>ib53</sup>, R. Amalric <sup>ib15</sup>, S. Amato <sup>ib3</sup>, J.L. Amey <sup>ib52</sup>, Y. Amhis <sup>ib13,46</sup>, L. An <sup>ib6</sup>, L. Anderlini <sup>ib24</sup>, M. Andersson <sup>ib48</sup>, A. Andreianov <sup>ib41</sup>, P. Andreola <sup>ib48</sup>, M. Andreotti <sup>ib23</sup>, D. Andreou <sup>ib66</sup>, A.A. Anelli <sup>ib28,n</sup>, D. Ao <sup>ib7</sup>, F. Archilli <sup>ib34,t</sup>, M. Argenton <sup>ib23</sup>, S. Arguedas Cuendis <sup>ib9</sup>, A. Artamonov <sup>ib41</sup>, M. Artuso <sup>ib66</sup>, E. Aslanides <sup>ib12</sup>, M. Atzeni <sup>ib62</sup>, B. Audurier <sup>ib14</sup>, D. Bacher <sup>ib61</sup>, I. Bachiller Perea <sup>ib10</sup>, S. Bachmann <sup>ib19</sup>, M. Bachmayer <sup>ib47</sup>, J.J. Back <sup>ib54</sup>, A. Bailly-reyre<sup>15</sup>, P. Baladron Rodriguez <sup>ib44</sup>, V. Balagura <sup>ib14</sup>, W. Baldini <sup>ib23</sup>, J. Baptista de Souza Leite <sup>ib2</sup>, M. Barbetti <sup>ib24,k</sup>, I. R. Barbosa <sup>ib67</sup>, R.J. Barlow <sup>ib60</sup>, S. Barsuk <sup>ib13</sup>, W. Barter <sup>ib56</sup>, M. Bartolini <sup>ib53</sup>, F. Baryshnikov <sup>ib41</sup>, J.M. Basels <sup>ib16</sup>, G. Bassi <sup>ib32,q</sup>, B. Batsukh <sup>ib5</sup>, A. Battig <sup>ib17</sup>, A. Bay <sup>ib47</sup>, A. Beck <sup>ib54</sup>, M. Becker <sup>ib17</sup>, F. Bedeschi <sup>ib32</sup>, I.B. Bediaga <sup>ib2</sup>, A. Beiter<sup>66</sup>, S. Belin <sup>ib44</sup>, V. Bellee <sup>ib48</sup>, K. Belous <sup>ib41</sup>, I. Belov <sup>ib26</sup>, I. Belyaev <sup>ib41</sup>, G. Benane <sup>ib12</sup>, G. Bencivenni <sup>ib25</sup>, E. Ben-Haim <sup>ib15</sup>, A. Berezhnoy <sup>ib41</sup>, R. Bernet <sup>ib48</sup>, S. Bernet Andres <sup>ib42</sup>, H.C. Bernstein<sup>66</sup>, C. Bertella <sup>ib60</sup>, A. Bertolin <sup>ib30</sup>, C. Betancourt <sup>ib48</sup>, F. Betti <sup>ib56</sup>, J. Bex <sup>ib53</sup>, Ia. Bezshyiko <sup>ib48</sup>, J. Bhom <sup>ib38</sup>, M.S. Bieker <sup>ib17</sup>, N.V. Biesuz <sup>ib23</sup>, P. Billoir <sup>ib15</sup>, A. Biolchini <sup>ib35</sup>, M. Birch <sup>ib59</sup>, F.C.R. Bishop <sup>ib10</sup>, A. Bitadze <sup>ib60</sup>, A. Bizzeti <sup>ib</sup>, M.P. Blago <sup>ib53</sup>, T. Blake <sup>ib54</sup>, F. Blanc <sup>ib47</sup>, J.E. Blank <sup>ib17</sup>, S. Blusk <sup>ib66</sup>, D. Bobulska <sup>ib57</sup>, V. Bocharnikov <sup>ib41</sup>, J.A. Boelhauve <sup>ib17</sup>, O. Boente Garcia <sup>ib14</sup>, T. Boettcher <sup>ib63</sup>, A. Bohare <sup>ib56</sup>, A. Boldyrev <sup>ib41</sup>, C.S. Bolognani <sup>ib76</sup>, R. Bolzonella <sup>ib23,j</sup>, N. Bondar <sup>ib41</sup>, F. Borgato <sup>ib30,46</sup>, S. Borghi <sup>ib60</sup>, M. Borsato <sup>ib28,n</sup>, J.T. Borsuk <sup>ib38</sup>, S.A. Bouchiba <sup>ib47</sup>, T.J.V. Bowcock <sup>ib58</sup>, A. Boyer <sup>ib46</sup>, C. Bozzi <sup>ib23</sup>, M.J. Bradley<sup>59</sup>, S. Braun <sup>ib64</sup>, A. Brea Rodriguez <sup>ib44</sup>, N. Breer <sup>ib17</sup>, J. Brodzicka <sup>ib38</sup>, A. Brossa Gonzalo <sup>ib44</sup>, J. Brown <sup>ib58</sup>, D. Brundu <sup>ib29</sup>, A. Buonaura <sup>ib48</sup>, L. Buonincontri <sup>ib30</sup>, A.T. Burke <sup>ib60</sup>, C. Burr <sup>ib46</sup>, A. Bursche<sup>69</sup>, A. Butkevich <sup>ib41</sup>, J.S. Butter <sup>ib53</sup>, J. Buytaert <sup>ib46</sup>, W. Byczynski <sup>ib46</sup>, S. Cadeddu <sup>ib29</sup>, H. Cai<sup>71</sup>, R. Calabrese <sup>ib23,j</sup>, L. Calefice <sup>ib17</sup>, S. Cali <sup>ib25</sup>, M. Calvi <sup>ib28,n</sup>, M. Calvo Gomez <sup>ib42</sup>, J. Cambon Bouzas <sup>ib44</sup>, P. Campana <sup>ib25</sup>, D.H. Campora Perez <sup>ib76</sup>, A.F. Campoverde Quezada <sup>ib7</sup>, S. Capelli <sup>ib28,n</sup>, L. Capriotti <sup>ib23</sup>, R. Caravaca-Mora <sup>ib9</sup>, A. Carbone <sup>ib22,h</sup>, L. Carcedo Salgado <sup>ib44</sup>, R. Cardinale <sup>ib26,l</sup>, A. Cardini <sup>ib29</sup>, P. Carniti <sup>ib28,n</sup>, L. Carus<sup>19</sup>, A. Casais Vidal <sup>ib62</sup>, R. Caspary <sup>ib19</sup>, G. Casse <sup>ib58</sup>, J. Castro Godinez <sup>ib9</sup>, M. Cattaneo <sup>ib46</sup>, G. Cavallero <sup>ib23</sup>, V. Cavallini <sup>ib23,j</sup>, S. Celani <sup>ib47</sup>, J. Cerasoli <sup>ib12</sup>, D. Cervenkov <sup>ib61</sup>, S. Cesare <sup>ib27,m</sup>, A.J. Chadwick <sup>ib58</sup>, I. Chahrour <sup>ib79</sup>, M. Charles <sup>ib15</sup>, Ph. Charpentier <sup>ib46</sup>, C.A. Chavez Barajas <sup>ib58</sup>, M. Chefdeville <sup>ib10</sup>, C. Chen <sup>ib12</sup>, S. Chen <sup>ib5</sup>, A. Chernov <sup>ib38</sup>, S. Chernyshenko <sup>ib50</sup>, V. Chobanova <sup>ib44,x</sup>, S. Cholak <sup>ib47</sup>, M. Chrzaszcz <sup>ib38</sup>, A. Chubykin <sup>ib41</sup>, V. Chulikov <sup>ib41</sup>, P. Ciambone <sup>ib25</sup>, M.F. Cicala <sup>ib54</sup>, X. Cid Vidal <sup>ib44</sup>, G. Ciezarek <sup>ib46</sup>, P. Cifra <sup>ib46</sup>, P.E.L. Clarke <sup>ib56</sup>, M. Clemencic <sup>ib46</sup>, H.V. Cliff <sup>ib53</sup>, J. Closier <sup>ib46</sup>, J.L. Cobbley <sup>ib60</sup>, C. Cocha Toapaxi <sup>ib19</sup>, V. Coco <sup>ib46</sup>, J. Cogan <sup>ib12</sup>, E. Cogneras <sup>ib11</sup>, L. Cojocariu <sup>ib40</sup>, P. Collins <sup>ib46</sup>, T. Colombo <sup>ib46</sup>, A. Comerma-Montells <sup>ib43</sup>, L. Congedo <sup>ib21</sup>, A. Contu <sup>ib29</sup>, N. Cooke <sup>ib57</sup>, I. Corredoira <sup>ib44</sup>, A. Correia <sup>ib15</sup>, G. Corti <sup>ib46</sup>, J.J. Cottee Meldrum<sup>52</sup>, B. Couturier <sup>ib46</sup>, D.C. Craik <sup>ib48</sup>, M. Cruz Torres <sup>ib2,f</sup>, R. Currie <sup>ib56</sup>, C.L. Da Silva <sup>ib65</sup>, S. Dadabaev <sup>ib41</sup>, L. Dai <sup>ib68</sup>, X. Dai <sup>ib6</sup>, E. Dall’Occo <sup>ib17</sup>, J. Dalseno <sup>ib44</sup>, C. D’Ambrosio <sup>ib46</sup>, J. Daniel <sup>ib11</sup>, A. Danilina <sup>ib41</sup>, P. d’Argent <sup>ib21</sup>, A. Davidson <sup>ib54</sup>, J.E. Davies <sup>ib60</sup>, A. Davis <sup>ib60</sup>, O. De Aguiar Francisco <sup>ib60</sup>, C. De Angelis<sup>29,i</sup>, J. de Boer <sup>ib35</sup>, K. De Bruyn <sup>ib75</sup>, S. De Capua <sup>ib60</sup>, M. De Cian <sup>ib19,46</sup>, U. De Freitas Carneiro Da Graca <sup>ib2,b</sup>, E. De Lucia <sup>ib25</sup>, J.M. De Miranda <sup>ib2</sup>, L. De Paula <sup>ib3</sup>, M. De Serio <sup>ib21,g</sup>, D. De Simone <sup>ib48</sup>, P. De Simone <sup>ib25</sup>, F. De Vellis <sup>ib17</sup>, J.A. de Vries <sup>ib76</sup>, F. Debernardis <sup>ib21,g</sup>, D. Decamp <sup>ib10</sup>, V. Dedu <sup>ib12</sup>, L. Del Buono <sup>ib15</sup>,



B. Delaney <sup>62</sup>, H.-P. Dembinski <sup>17</sup>, J. Deng <sup>8</sup>, V. Denysenko <sup>48</sup>, O. Deschamps <sup>11</sup>, F. Dettori <sup>29,i</sup>,  
 B. Dey <sup>74</sup>, P. Di Nezza <sup>25</sup>, I. Diachkov <sup>41</sup>, S. Didenko <sup>41</sup>, S. Ding <sup>66</sup>, V. Dobishuk <sup>50</sup>, A. D.  
 Docheva <sup>57</sup>, A. Dolmatov <sup>41</sup>, C. Dong <sup>4</sup>, A.M. Donohoe <sup>20</sup>, F. Dordei <sup>29</sup>, A.C. dos Reis <sup>2</sup>, L. Douglas <sup>57</sup>,  
 A.G. Downes <sup>10</sup>, W. Duan <sup>69</sup>, P. Duda <sup>77</sup>, M.W. Dudek <sup>38</sup>, L. Dufour <sup>46</sup>, V. Duk <sup>31</sup>, P. Durante <sup>46</sup>, M.  
 M. Duras <sup>77</sup>, J.M. Durham <sup>65</sup>, A. Dziurda <sup>38</sup>, A. Dzyuba <sup>41</sup>, S. Easo <sup>55,46</sup>, E. Eckstein <sup>73</sup>, U. Egede <sup>1</sup>,  
 A. Egorychev <sup>41</sup>, V. Egorychev <sup>41</sup>, C. Eirea Orro <sup>44</sup>, S. Eisenhardt <sup>56</sup>, E. Ejopu <sup>60</sup>, S. Ek-In <sup>47</sup>,  
 L. Eklund <sup>78</sup>, M. Elashri <sup>63</sup>, J. Ellbracht <sup>17</sup>, S. Ely <sup>59</sup>, A. Ene <sup>40</sup>, E. Epple <sup>63</sup>, S. Escher <sup>16</sup>,  
 J. Eschle <sup>48</sup>, S. Esen <sup>48</sup>, T. Evans <sup>60</sup>, F. Fabiano <sup>29,i,46</sup>, L.N. Falcao <sup>2</sup>, Y. Fan <sup>7</sup>, B. Fang <sup>71,13</sup>,  
 L. Fantini <sup>31,p</sup>, M. Faria <sup>47</sup>, K. Farmer <sup>56</sup>, D. Fazzini <sup>28,n</sup>, L. Felkowski <sup>77</sup>, M. Feng <sup>5,7</sup>, M. Feo <sup>46</sup>,  
 M. Fernandez Gomez <sup>44</sup>, A.D. Fernez <sup>64</sup>, F. Ferrari <sup>22</sup>, F. Ferreira Rodrigues <sup>3</sup>, S. Ferreres Sole <sup>35</sup>,  
 M. Ferrillo <sup>48</sup>, M. Ferro-Luzzi <sup>46</sup>, S. Filippov <sup>41</sup>, R.A. Fini <sup>21</sup>, M. Fiorini <sup>23,j</sup>, M. Firlej <sup>37</sup>,  
 K.M. Fischer <sup>61</sup>, D.S. Fitzgerald <sup>79</sup>, C. Fitzpatrick <sup>60</sup>, T. Fiutowski <sup>37</sup>, F. Fleuret <sup>14</sup>, M. Fontana <sup>22</sup>,  
 F. Fontanelli <sup>26,l</sup>, L. F. Foreman <sup>60</sup>, R. Forty <sup>46</sup>, D. Foulds-Holt <sup>53</sup>, M. Franco Sevilla <sup>64</sup>,  
 M. Frank <sup>46</sup>, E. Franzoso <sup>23,j</sup>, G. Frau <sup>19</sup>, C. Frei <sup>46</sup>, D.A. Friday <sup>60</sup>, L. Frontini <sup>27,m</sup>, J. Fu <sup>7</sup>,  
 Q. Fuehring <sup>17</sup>, Y. Fujii <sup>1</sup>, T. Fulghesu <sup>15</sup>, E. Gabriel <sup>35</sup>, G. Galati <sup>21,g</sup>, M.D. Galati <sup>35</sup>,  
 A. Gallas Torreira <sup>44</sup>, D. Galli <sup>22,h</sup>, S. Gambetta <sup>56,46</sup>, M. Gandelman <sup>3</sup>, P. Gandini <sup>27</sup>, H. Gao <sup>7</sup>,  
 R. Gao <sup>61</sup>, Y. Gao <sup>8</sup>, Y. Gao <sup>6</sup>, Y. Gao <sup>8</sup>, M. Garau <sup>29,i</sup>, L.M. Garcia Martin <sup>47</sup>, P. Garcia Moreno <sup>43</sup>,  
 J. García Pardiñas <sup>46</sup>, B. Garcia Plana <sup>44</sup>, K. G. Garg <sup>8</sup>, L. Garrido <sup>43</sup>, C. Gaspar <sup>46</sup>, R.E. Geertsema <sup>35</sup>,  
 L.L. Gerken <sup>17</sup>, E. Gersabeck <sup>60</sup>, M. Gersabeck <sup>60</sup>, T. Gershon <sup>54</sup>, Z. Ghorbanimoghaddam <sup>52</sup>,  
 L. Giambastiani <sup>30</sup>, F. I. Giasemis <sup>15,d</sup>, V. Gibson <sup>53</sup>, H.K. Giemza <sup>39</sup>, A.L. Gilman <sup>61</sup>,  
 M. Giovannetti <sup>25</sup>, A. Gioventù <sup>43</sup>, P. Gironella Gironell <sup>43</sup>, C. Giugliano <sup>23,j</sup>, M.A. Giza <sup>38</sup>,  
 E.L. Gkougkousis <sup>59</sup>, F.C. Glaser <sup>13,19</sup>, V.V. Gligorov <sup>15</sup>, C. Göbel <sup>67</sup>, E. Golobardes <sup>42</sup>,  
 D. Golubkov <sup>41</sup>, A. Golutvin <sup>59,41,46</sup>, A. Gomes <sup>2,a,†</sup>, S. Gomez Fernandez <sup>43</sup>,  
 F. Goncalves Abrantes <sup>61</sup>, M. Goncerz <sup>38</sup>, G. Gong <sup>4</sup>, J. A. Gooding <sup>17</sup>, I.V. Gorelov <sup>41</sup>, C. Gotti <sup>28</sup>,  
 J.P. Grabowski <sup>73</sup>, L.A. Granado Cardoso <sup>46</sup>, E. Graugés <sup>43</sup>, E. Graverini <sup>47</sup>, L. Grazette <sup>54</sup>,  
 G. Graziani <sup>40</sup>, A. T. Grecu <sup>40</sup>, L.M. Greeven <sup>35</sup>, N.A. Grieser <sup>63</sup>, L. Grillo <sup>57</sup>, S. Gromov <sup>41</sup>, C.  
 Gu <sup>14</sup>, M. Guarise <sup>23</sup>, M. Guittiere <sup>13</sup>, V. Guliaeva <sup>41</sup>, P. A. Günther <sup>19</sup>, A.-K. Guseinov <sup>41</sup>,  
 E. Gushchin <sup>41</sup>, Y. Guz <sup>6,41,46</sup>, T. Gys <sup>46</sup>, T. Hadavizadeh <sup>1</sup>, C. Hadjivasiliou <sup>64</sup>, G. Haefeli <sup>47</sup>,  
 C. Haen <sup>46</sup>, J. Haimberger <sup>46</sup>, M. Hajheidari <sup>46</sup>, T. Halewood-leagas <sup>58</sup>, M.M. Halvorsen <sup>46</sup>,  
 P.M. Hamilton <sup>64</sup>, J. Hammerich <sup>58</sup>, Q. Han <sup>8</sup>, X. Han <sup>19</sup>, S. Hansmann-Menzemer <sup>19</sup>, L. Hao <sup>7</sup>,  
 N. Harnew <sup>61</sup>, T. Harrison <sup>58</sup>, M. Hartmann <sup>13</sup>, C. Hasse <sup>46</sup>, J. He <sup>7,c</sup>, K. Heijhoff <sup>35</sup>, F. Hemmer <sup>46</sup>,  
 C. Henderson <sup>63</sup>, R.D.L. Henderson <sup>1,54</sup>, A.M. Hennequin <sup>46</sup>, K. Hennessy <sup>58</sup>, L. Henry <sup>47</sup>,  
 J. Herd <sup>59</sup>, P. Herrero Gascon <sup>19</sup>, J. Heuel <sup>16</sup>, A. Hicheur <sup>3</sup>, D. Hill <sup>47</sup>, S.E. Hollitt <sup>17</sup>, J. Horswill <sup>60</sup>,  
 R. Hou <sup>8</sup>, Y. Hou <sup>10</sup>, N. Howarth <sup>58</sup>, J. Hu <sup>19</sup>, J. Hu <sup>69</sup>, W. Hu <sup>6</sup>, X. Hu <sup>4</sup>, W. Huang <sup>7</sup>,  
 W. Hulsbergen <sup>35</sup>, R.J. Hunter <sup>54</sup>, M. Hushchyn <sup>41</sup>, D. Hutchcroft <sup>58</sup>, M. Idzik <sup>37</sup>, D. Ilin <sup>41</sup>,  
 P. Ilten <sup>63</sup>, A. Inglessi <sup>41</sup>, A. Iniukhin <sup>41</sup>, A. Ishteev <sup>41</sup>, K. Ivshin <sup>41</sup>, R. Jacobsson <sup>46</sup>, H. Jage <sup>16</sup>,  
 S.J. Jaimes Elles <sup>45,72</sup>, S. Jakobsen <sup>46</sup>, E. Jans <sup>35</sup>, B.K. Jashal <sup>45</sup>, A. Jawahery <sup>64</sup>, V. Jevtic <sup>17</sup>,  
 E. Jiang <sup>64</sup>, X. Jiang <sup>5,7</sup>, Y. Jiang <sup>7</sup>, Y. J. Jiang <sup>6</sup>, M. John <sup>61</sup>, D. Johnson <sup>51</sup>, C.R. Jones <sup>53</sup>,  
 T.P. Jones <sup>54</sup>, S. Joshi <sup>39</sup>, B. Jost <sup>46</sup>, N. Jurik <sup>46</sup>, I. Juszcak <sup>38</sup>, D. Kaminaris <sup>47</sup>, S. Kandybei <sup>49</sup>,  
 Y. Kang <sup>4</sup>, M. Karacson <sup>46</sup>, D. Karpenkov <sup>41</sup>, M. Karpov <sup>41</sup>, A. M. Kauniskangas <sup>47</sup>, J.W. Kautz <sup>63</sup>,  
 F. Keizer <sup>46</sup>, D.M. Keller <sup>66</sup>, M. Kenzie <sup>53</sup>, T. Ketel <sup>35</sup>, B. Khanji <sup>66</sup>, A. Kharisova <sup>41</sup>,  
 S. Kholodenko <sup>32</sup>, G. Khreich <sup>13</sup>, T. Kirn <sup>16</sup>, V.S. Kirsebom <sup>47</sup>, O. Kitouni <sup>62</sup>, S. Klaver <sup>36</sup>,  
 N. Kleijne <sup>32,q</sup>, K. Klimaszewski <sup>39</sup>, M.R. Kmiec <sup>39</sup>, S. Koliiev <sup>50</sup>, L. Kolk <sup>17</sup>, A. Konoplyannikov <sup>41</sup>,

P. Kopciwicz<sup>37,46</sup>, P. Koppenburg<sup>35</sup>, M. Korolev<sup>41</sup>, I. Kostiuk<sup>35</sup>, O. Kot<sup>50</sup>, S. Kotriakhova<sup>41</sup>,  
 A. Kozachuk<sup>41</sup>, P. Kravchenko<sup>41</sup>, L. Kravchuk<sup>41</sup>, M. Kreps<sup>54</sup>, S. Kretschmar<sup>16</sup>, P. Krokovny<sup>41</sup>,  
 W. Krupa<sup>66</sup>, W. Krzemien<sup>39</sup>, J. Kubat<sup>19</sup>, S. Kubis<sup>77</sup>, W. Kucewicz<sup>38</sup>, M. Kucharczyk<sup>38</sup>,  
 V. Kudryavtsev<sup>41</sup>, E. Kulikova<sup>41</sup>, A. Kupsc<sup>78</sup>, B. K. Kutsenko<sup>12</sup>, D. Lacarrere<sup>46</sup>, A. Lai<sup>29</sup>,  
 A. Lampis<sup>29</sup>, D. Lancierini<sup>48</sup>, C. Landesa Gomez<sup>44</sup>, J.J. Lane<sup>1</sup>, R. Lane<sup>52</sup>, C. Langenbruch<sup>19</sup>,  
 J. Langer<sup>17</sup>, O. Lantwin<sup>41</sup>, T. Latham<sup>54</sup>, F. Lazzari<sup>32,r</sup>, C. Lazzeroni<sup>51</sup>, R. Le Gac<sup>12</sup>,  
 S.H. Lee<sup>79</sup>, R. Lefèvre<sup>11</sup>, A. Leflat<sup>41</sup>, S. Legotin<sup>41</sup>, M. Lehuraux<sup>54</sup>, O. Leroy<sup>12</sup>, T. Lesiak<sup>38</sup>,  
 B. Leverington<sup>19</sup>, A. Li<sup>4</sup>, H. Li<sup>69</sup>, K. Li<sup>8</sup>, L. Li<sup>60</sup>, P. Li<sup>46</sup>, P.-R. Li<sup>70</sup>, S. Li<sup>8</sup>, T. Li<sup>5</sup>,  
 T. Li<sup>69</sup>, Y. Li<sup>8</sup>, Y. Li<sup>5</sup>, Z. Li<sup>66</sup>, Z. Lian<sup>4</sup>, X. Liang<sup>66</sup>, C. Lin<sup>7</sup>, T. Lin<sup>55</sup>, R. Lindner<sup>46</sup>,  
 V. Lisovskyi<sup>47</sup>, R. Litvinov<sup>29,i</sup>, G. Liu<sup>69</sup>, H. Liu<sup>7</sup>, K. Liu<sup>70</sup>, Q. Liu<sup>7</sup>, S. Liu<sup>5,7</sup>, Y. Liu<sup>56</sup>,  
 Y. Liu<sup>70</sup>, Y. L. Liu<sup>59</sup>, A. Lobo Salvia<sup>43</sup>, A. Loi<sup>29</sup>, J. Lomba Castro<sup>44</sup>, T. Long<sup>53</sup>, J.H. Lopes<sup>3</sup>,  
 A. Lopez Huertas<sup>43</sup>, S. López Soliño<sup>44</sup>, G.H. Lovell<sup>53</sup>, C. Lucarelli<sup>24,k</sup>, D. Lucchesi<sup>30,o</sup>,  
 S. Luchuk<sup>41</sup>, M. Lucio Martinez<sup>76</sup>, V. Lukashenko<sup>35,50</sup>, Y. Luo<sup>4</sup>, A. Lupato<sup>30</sup>, E. Luppi<sup>23,j</sup>,  
 K. Lynch<sup>20</sup>, X.-R. Lyu<sup>7</sup>, G. M. Ma<sup>4</sup>, R. Ma<sup>7</sup>, S. Maccolini<sup>17</sup>, F. Machefer<sup>13</sup>, F. Maciuc<sup>40</sup>,  
 I. Mackay<sup>61</sup>, L.R. Madhan Mohan<sup>53</sup>, M. M. Madurai<sup>51</sup>, A. Maevskiy<sup>41</sup>, D. Magdalinski<sup>35</sup>,  
 D. Maisuzenko<sup>41</sup>, M.W. Majewski<sup>37</sup>, J.J. Malczewski<sup>38</sup>, S. Malde<sup>61</sup>, B. Malecki<sup>38,46</sup>, L. Malentacca<sup>46</sup>,  
 A. Malinin<sup>41</sup>, T. Maltsev<sup>41</sup>, G. Manca<sup>29,i</sup>, G. Mancinelli<sup>12</sup>, C. Mancuso<sup>27,13,m</sup>,  
 R. Manera Escalero<sup>43</sup>, D. Manuzzi<sup>22</sup>, D. Marangotto<sup>27,m</sup>, J.F. Marchand<sup>10</sup>, R. Marchevski<sup>47</sup>,  
 U. Marconi<sup>22</sup>, S. Mariani<sup>46</sup>, C. Marin Benito<sup>43,46</sup>, J. Marks<sup>19</sup>, A.M. Marshall<sup>52</sup>, P.J. Marshall<sup>58</sup>,  
 G. Martelli<sup>31,p</sup>, G. Martellotti<sup>33</sup>, L. Martinazzoli<sup>46</sup>, M. Martinelli<sup>28,n</sup>, D. Martinez Santos<sup>44</sup>,  
 F. Martinez Vidal<sup>45</sup>, A. Massafferri<sup>2</sup>, M. Materok<sup>16</sup>, R. Matev<sup>46</sup>, A. Mathad<sup>48</sup>, V. Matiunin<sup>41</sup>,  
 C. Matteuzzi<sup>66</sup>, K.R. Mattioli<sup>14</sup>, A. Mauri<sup>59</sup>, E. Maurice<sup>14</sup>, J. Mauricio<sup>43</sup>, P. Mayencourt<sup>47</sup>,  
 M. Mazurek<sup>46</sup>, M. McCann<sup>59</sup>, L. McConnell<sup>20</sup>, T.H. McGrath<sup>60</sup>, N.T. McHugh<sup>57</sup>, A. McNab<sup>60</sup>,  
 R. McNulty<sup>20</sup>, B. Meadows<sup>63</sup>, G. Meier<sup>17</sup>, D. Melnychuk<sup>39</sup>, M. Merk<sup>35,76</sup>, A. Merli<sup>27,m</sup>,  
 L. Meyer Garcia<sup>3</sup>, D. Miao<sup>5,7</sup>, H. Miao<sup>7</sup>, M. Mikhasenko<sup>73,e</sup>, D.A. Milanese<sup>72</sup>, A. Minotti<sup>28,n</sup>,  
 E. Minucci<sup>66</sup>, T. Miralles<sup>11</sup>, S.E. Mitchell<sup>56</sup>, B. Mitreska<sup>17</sup>, D.S. Mitzel<sup>17</sup>, A. Modak<sup>55</sup>,  
 A. Mödden<sup>17</sup>, R.A. Mohammed<sup>61</sup>, R.D. Moise<sup>16</sup>, S. Mokhnenko<sup>41</sup>, T. Mombächer<sup>46</sup>,  
 M. Monk<sup>54,1</sup>, I.A. Monroy<sup>72</sup>, S. Monteil<sup>11</sup>, A. Morcillo Gomez<sup>44</sup>, G. Morello<sup>25</sup>,  
 M.J. Morello<sup>32,q</sup>, M.P. Morgenthaler<sup>19</sup>, J. Moron<sup>37</sup>, A.B. Morris<sup>46</sup>, A.G. Morris<sup>12</sup>,  
 R. Mountain<sup>66</sup>, H. Mu<sup>4</sup>, Z.M. Mu<sup>6</sup>, E. Muhammad<sup>54</sup>, F. Muheim<sup>56</sup>, M. Mulder<sup>75</sup>, K. Müller<sup>48</sup>,  
 F. Muñoz-Rojas<sup>9</sup>, R. Murta<sup>59</sup>, P. Naik<sup>58</sup>, T. Nakada<sup>47</sup>, R. Nandakumar<sup>55</sup>, T. Nanut<sup>46</sup>,  
 I. Nasteva<sup>3</sup>, M. Needham<sup>56</sup>, N. Neri<sup>27,m</sup>, S. Neubert<sup>73</sup>, N. Neufeld<sup>46</sup>, P. Neustroev<sup>41</sup>,  
 R. Newcombe<sup>59</sup>, J. Nicolini<sup>17,13</sup>, D. Nicotra<sup>76</sup>, E.M. Niel<sup>47</sup>, N. Nikitin<sup>41</sup>, P. Nogga<sup>73</sup>, N.S. Nolte<sup>62</sup>,  
 C. Normand<sup>10,i,29</sup>, J. Novoa Fernandez<sup>44</sup>, G. Nowak<sup>63</sup>, C. Nunez<sup>79</sup>, H. N. Nur<sup>57</sup>,  
 A. Oblakowska-Mucha<sup>37</sup>, V. Obraztsov<sup>41</sup>, T. Oeser<sup>16</sup>, S. Okamura<sup>23,j,46</sup>, R. Oldeman<sup>29,i</sup>,  
 F. Oliva<sup>56</sup>, M. Olocco<sup>17</sup>, C.J.G. Onderwater<sup>76</sup>, R.H. O'Neil<sup>56</sup>, J.M. Otalora Goicochea<sup>3</sup>,  
 T. Ovsianikova<sup>41</sup>, P. Owen<sup>48</sup>, A. Oyanguren<sup>45</sup>, O. Ozcelik<sup>56</sup>, K.O. Padeken<sup>73</sup>, B. Pagare<sup>54</sup>,  
 P.R. Pais<sup>19</sup>, T. Pajero<sup>61</sup>, A. Palano<sup>21</sup>, M. Palutan<sup>25</sup>, G. Panshin<sup>41</sup>, L. Paolucci<sup>54</sup>,  
 A. Papanestis<sup>55</sup>, M. Pappagallo<sup>21,g</sup>, L.L. Pappalardo<sup>23,j</sup>, C. Pappenheimer<sup>63</sup>, C. Parkes<sup>60</sup>,  
 B. Passalacqua<sup>23,j</sup>, G. Passaleva<sup>24</sup>, D. Passaro<sup>32</sup>, A. Pastore<sup>21</sup>, M. Patel<sup>59</sup>, J. Patoc<sup>61</sup>,  
 C. Patrignani<sup>22,h</sup>, C.J. Pawley<sup>76</sup>, A. Pellegrino<sup>35</sup>, M. Pepe Altarelli<sup>25</sup>, S. Perazzini<sup>22</sup>,  
 D. Pereima<sup>41</sup>, A. Pereiro Castro<sup>44</sup>, P. Perret<sup>11</sup>, A. Perro<sup>46</sup>, K. Petridis<sup>52</sup>, A. Petrolini<sup>26,l</sup>,  
 S. Petrucci<sup>56</sup>, H. Pham<sup>66</sup>, L. Pica<sup>32,q</sup>, M. Piccini<sup>31</sup>, B. Pietrzyk<sup>10</sup>, G. Pietrzyk<sup>13</sup>, D. Pinci<sup>33</sup>,

F. Pisani <sup>46</sup>, M. Pizzichemi <sup>28,n</sup>, V. Placinta <sup>40</sup>, M. Plo Casaus <sup>44</sup>, F. Polci <sup>15,46</sup>, M. Poli Lener <sup>25</sup>, A. Poluektov <sup>12</sup>, N. Polukhina <sup>41</sup>, I. Polyakov <sup>46</sup>, E. Polycarpo <sup>3</sup>, S. Ponce <sup>46</sup>, D. Popov <sup>7</sup>, S. Poslavskii <sup>41</sup>, K. Prasanth <sup>38</sup>, C. Prouve <sup>44</sup>, V. Pugatch <sup>50</sup>, V. Puill <sup>13</sup>, G. Punzi <sup>32,r</sup>, H.R. Qi <sup>4</sup>, W. Qian <sup>7</sup>, N. Qin <sup>4</sup>, S. Qu <sup>4</sup>, R. Quagliani <sup>47</sup>, R.I. Rabadan Trejo <sup>54</sup>, B. Rachwal <sup>37</sup>, J.H. Rademacker <sup>52</sup>, M. Rama <sup>32</sup>, M. Ramírez García <sup>79</sup>, M. Ramos Pernas <sup>54</sup>, M.S. Rangel <sup>3</sup>, F. Ratnikov <sup>41</sup>, G. Raven <sup>36</sup>, M. Rebollo De Miguel <sup>45</sup>, F. Redi <sup>46</sup>, J. Reich <sup>52</sup>, F. Reiss <sup>60</sup>, Z. Ren <sup>7</sup>, P.K. Resmi <sup>61</sup>, R. Ribatti <sup>32,q</sup>, G. R. Ricart <sup>14,80</sup>, D. Riccardi <sup>32</sup>, S. Ricciardi <sup>55</sup>, K. Richardson <sup>62</sup>, M. Richardson-Slipper <sup>56</sup>, K. Rinnert <sup>58</sup>, P. Robbe <sup>13</sup>, G. Robertson <sup>57</sup>, E. Rodrigues <sup>58,46</sup>, E. Rodriguez Fernandez <sup>44</sup>, J.A. Rodriguez Lopez <sup>72</sup>, E. Rodriguez Rodriguez <sup>44</sup>, A. Rogovskiy <sup>55</sup>, D.L. Rolf <sup>46</sup>, A. Rollings <sup>61</sup>, P. Roloff <sup>46</sup>, V. Romanovskiy <sup>41</sup>, M. Romero Lamas <sup>44</sup>, A. Romero Vidal <sup>44</sup>, G. Romolini <sup>23</sup>, F. Ronchetti <sup>47</sup>, M. Rotondo <sup>25</sup>, S.R. Roy <sup>19</sup>, M.S. Rudolph <sup>66</sup>, T. Ruf <sup>46</sup>, M. Ruiz Diaz <sup>19</sup>, R.A. Ruiz Fernandez <sup>44</sup>, J. Ruiz Vidal <sup>78,y</sup>, A. Ryzhikov <sup>41</sup>, J. Ryzka <sup>37</sup>, J.J. Saborido Silva <sup>44</sup>, R. Sadek <sup>14</sup>, N. Sagidova <sup>41</sup>, N. Sahoo <sup>51</sup>, B. Saitta <sup>29,i</sup>, M. Salomoni <sup>28,n</sup>, C. Sanchez Gras <sup>35</sup>, I. Sanderswood <sup>45</sup>, R. Santacesaria <sup>33</sup>, C. Santamarina Rios <sup>44</sup>, M. Santimaria <sup>25</sup>, L. Santoro <sup>2</sup>, E. Santovetti <sup>34</sup>, A. Saputi <sup>23,46</sup>, D. Saranin <sup>41</sup>, G. Sarpis <sup>56</sup>, M. Sarpis <sup>73</sup>, A. Sarti <sup>33</sup>, C. Satriano <sup>33,s</sup>, A. Satta <sup>34</sup>, M. Saur <sup>6</sup>, D. Savrina <sup>41</sup>, H. Sazak <sup>11</sup>, L.G. Scantlebury Smead <sup>61</sup>, A. Scarabotto <sup>15</sup>, S. Schael <sup>16</sup>, S. Scherl <sup>58</sup>, A.M. Schertz <sup>74</sup>, M. Schiller <sup>57</sup>, H. Schindler <sup>46</sup>, M. Schmelling <sup>18</sup>, B. Schmidt <sup>46</sup>, S. Schmitt <sup>16</sup>, H. Schmitz <sup>73</sup>, O. Schneider <sup>47</sup>, A. Schopper <sup>46</sup>, N. Schulte <sup>17</sup>, S. Schulte <sup>47</sup>, M.H. Schune <sup>13</sup>, R. Schwemmer <sup>46</sup>, G. Schwering <sup>16</sup>, B. Sciascia <sup>25</sup>, A. Sciuccati <sup>46</sup>, S. Sellam <sup>44</sup>, A. Semennikov <sup>41</sup>, M. Senghi Soares <sup>36</sup>, A. Sergi <sup>26,l</sup>, N. Serra <sup>48,46</sup>, L. Sestini <sup>30</sup>, A. Seuthe <sup>17</sup>, Y. Shang <sup>6</sup>, D.M. Shangase <sup>79</sup>, M. Shapkin <sup>41</sup>, I. Shchemerov <sup>41</sup>, L. Shchutka <sup>47</sup>, T. Shears <sup>58</sup>, L. Shekhtman <sup>41</sup>, Z. Shen <sup>6</sup>, S. Sheng <sup>5,7</sup>, V. Shevchenko <sup>41</sup>, B. Shi <sup>7</sup>, E.B. Shields <sup>28,n</sup>, Y. Shimizu <sup>13</sup>, E. Shmanin <sup>41</sup>, R. Shorkin <sup>41</sup>, J.D. Shupperd <sup>66</sup>, R. Silva Coutinho <sup>66</sup>, G. Simi <sup>30</sup>, S. Simone <sup>21,g</sup>, N. Skidmore <sup>60</sup>, R. Skuza <sup>19</sup>, T. Skwarnicki <sup>66</sup>, M.W. Slater <sup>51</sup>, J.C. Smallwood <sup>61</sup>, E. Smith <sup>62</sup>, K. Smith <sup>65</sup>, M. Smith <sup>59</sup>, A. Snoch <sup>35</sup>, L. Soares Lavra <sup>56</sup>, M.D. Sokoloff <sup>63</sup>, F.J.P. Soler <sup>57</sup>, A. Solomin <sup>41,52</sup>, A. Solovov <sup>41</sup>, I. Solovyev <sup>41</sup>, R. Song <sup>1</sup>, Y. Song <sup>47</sup>, Y. Song <sup>4</sup>, Y.S. Song <sup>6</sup>, F.L. Souza De Almeida <sup>66</sup>, B. Souza De Paula <sup>3</sup>, E. Spadaro Norella <sup>27,m</sup>, E. Spedicato <sup>22</sup>, J.G. Speer <sup>17</sup>, E. Spiridenkov <sup>41</sup>, P. Spradlin <sup>57</sup>, V. Sriskaran <sup>46</sup>, F. Stagni <sup>46</sup>, M. Stahl <sup>46</sup>, S. Stahl <sup>46</sup>, S. Stanislaus <sup>61</sup>, E.N. Stein <sup>46</sup>, O. Steinkamp <sup>48</sup>, O. Stenyakin <sup>41</sup>, H. Stevens <sup>17</sup>, D. Strelalina <sup>41</sup>, Y. Su <sup>7</sup>, F. Suljik <sup>61</sup>, J. Sun <sup>29</sup>, L. Sun <sup>71</sup>, Y. Sun <sup>64</sup>, P.N. Swallow <sup>51</sup>, K. Swientek <sup>37</sup>, F. Swystun <sup>54</sup>, A. Szabelski <sup>39</sup>, T. Szumlak <sup>37</sup>, M. Szymanski <sup>46</sup>, Y. Tan <sup>4</sup>, S. Taneja <sup>60</sup>, M.D. Tat <sup>61</sup>, A. Terentev <sup>48</sup>, F. Terzuoli <sup>32,u</sup>, F. Teubert <sup>46</sup>, E. Thomas <sup>46</sup>, D.J.D. Thompson <sup>51</sup>, H. Tilquin <sup>59</sup>, V. Tisserand <sup>11</sup>, S. T'Jampens <sup>10</sup>, M. Tobin <sup>5</sup>, L. Tomassetti <sup>23,j</sup>, G. Tonani <sup>27,m</sup>, X. Tong <sup>6</sup>, D. Torres Machado <sup>2</sup>, L. Toscano <sup>17</sup>, D.Y. Tou <sup>4</sup>, C. Trippel <sup>42</sup>, G. Tuci <sup>19</sup>, N. Tuning <sup>35</sup>, L.H. Uecker <sup>19</sup>, A. Ukleja <sup>37</sup>, D.J. Unverzagt <sup>19</sup>, E. Ursov <sup>41</sup>, A. Usachov <sup>36</sup>, A. Ustyuzhanin <sup>41</sup>, U. Uwer <sup>19</sup>, V. Vagnoni <sup>22</sup>, A. Valassi <sup>46</sup>, G. Valenti <sup>22</sup>, N. Valls Canudas <sup>42</sup>, H. Van Hecke <sup>65</sup>, E. van Herwijnen <sup>59</sup>, C.B. Van Hulse <sup>44,w</sup>, R. Van Laak <sup>47</sup>, M. van Veghel <sup>35</sup>, R. Vazquez Gomez <sup>43</sup>, P. Vazquez Regueiro <sup>44</sup>, C. Vázquez Sierra <sup>44</sup>, S. Vecchi <sup>23</sup>, J.J. Velthuis <sup>52</sup>, M. Veltri <sup>24,v</sup>, A. Venkateswaran <sup>47</sup>, M. Vesterinen <sup>54</sup>, D. Vieira <sup>63</sup>, M. Vieites Diaz <sup>46</sup>, X. Vilasis-Cardona <sup>42</sup>, E. Vilella Figueras <sup>58</sup>, A. Villa <sup>22</sup>, P. Vincent <sup>15</sup>, F.C. Volle <sup>13</sup>, D. vom Bruch <sup>12</sup>, V. Vorobyev <sup>41</sup>, N. Voropaev <sup>41</sup>, K. Vos <sup>76</sup>, G. Vouters <sup>10</sup>, C. Vrahas <sup>56</sup>, J. Walsh <sup>32</sup>, E.J. Walton <sup>1</sup>, G. Wan <sup>6</sup>, C. Wang <sup>19</sup>, G. Wang <sup>8</sup>, J. Wang <sup>6</sup>, J. Wang <sup>5</sup>, J. Wang <sup>4</sup>, J. Wang <sup>71</sup>, M. Wang <sup>27</sup>, N.W. Wang <sup>7</sup>, R. Wang <sup>52</sup>, X. Wang <sup>69</sup>,

X.W. Wang <sup>59</sup>, Y. Wang <sup>8</sup>, Z. Wang <sup>13</sup>, Z. Wang <sup>4</sup>, Z. Wang <sup>7</sup>, J.A. Ward <sup>54,1</sup>, N.K. Watson <sup>51</sup>,  
D. Websdale <sup>59</sup>, Y. Wei <sup>6</sup>, B.D.C. Westhenry <sup>52</sup>, D.J. White <sup>60</sup>, M. Whitehead <sup>57</sup>, A.R. Wiederhold <sup>54</sup>,  
D. Wiedner <sup>17</sup>, G. Wilkinson <sup>61</sup>, M.K. Wilkinson <sup>63</sup>, M. Williams <sup>62</sup>, M.R.J. Williams <sup>56</sup>,  
R. Williams <sup>53</sup>, F.F. Wilson <sup>55</sup>, W. Wislicki <sup>39</sup>, M. Witek <sup>38</sup>, L. Witola <sup>19</sup>, C.P. Wong <sup>65</sup>,  
G. Wormser <sup>13</sup>, S.A. Wotton <sup>53</sup>, H. Wu <sup>66</sup>, J. Wu <sup>8</sup>, Y. Wu <sup>6</sup>, K. Wyllie <sup>46</sup>, S. Xian <sup>69</sup>, Z. Xiang <sup>5</sup>,  
Y. Xie <sup>8</sup>, A. Xu <sup>32</sup>, J. Xu <sup>7</sup>, L. Xu <sup>4</sup>, L. Xu <sup>4</sup>, M. Xu <sup>54</sup>, Z. Xu <sup>11</sup>, Z. Xu <sup>7</sup>, Z. Xu <sup>5</sup>, D. Yang <sup>4</sup>,  
S. Yang <sup>7</sup>, X. Yang <sup>6</sup>, Y. Yang <sup>26,l</sup>, Z. Yang <sup>6</sup>, Z. Yang <sup>64</sup>, V. Yeroshenko <sup>13</sup>, H. Yeung <sup>60</sup>,  
H. Yin <sup>8</sup>, C.Y. Yu <sup>6</sup>, J. Yu <sup>68</sup>, X. Yuan <sup>5</sup>, E. Zaffaroni <sup>47</sup>, M. Zavertyaev <sup>18</sup>, M. Zdybal <sup>38</sup>,  
M. Zeng <sup>4</sup>, C. Zhang <sup>6</sup>, D. Zhang <sup>8</sup>, J. Zhang <sup>7</sup>, L. Zhang <sup>4</sup>, S. Zhang <sup>68</sup>, S. Zhang <sup>6</sup>, Y. Zhang <sup>6</sup>,  
Y. Zhang <sup>61</sup>, Y.Z. Zhang <sup>4</sup>, Y. Zhao <sup>19</sup>, A. Zharkova <sup>41</sup>, A. Zhelezov <sup>19</sup>, X.Z. Zheng <sup>4</sup>, Y. Zheng <sup>7</sup>,  
T. Zhou <sup>6</sup>, X. Zhou <sup>8</sup>, Y. Zhou <sup>7</sup>, V. Zhovkovska <sup>54</sup>, L.Z. Zhu <sup>7</sup>, X. Zhu <sup>4</sup>, X. Zhu <sup>8</sup>, Z. Zhu <sup>7</sup>,  
V. Zhukov <sup>16,41</sup>, J. Zhuo <sup>45</sup>, Q. Zou <sup>5,7</sup>, D. Zuliani <sup>30</sup>, G. Zunica <sup>60</sup>

<sup>1</sup> School of Physics and Astronomy, Monash University, Melbourne, Australia

<sup>2</sup> Centro Brasileiro de Pesquisas Físicas (CBPF), Rio de Janeiro, Brazil

<sup>3</sup> Universidade Federal do Rio de Janeiro (UFRJ), Rio de Janeiro, Brazil

<sup>4</sup> Center for High Energy Physics, Tsinghua University, Beijing, China

<sup>5</sup> Institute Of High Energy Physics (IHEP), Beijing, China

<sup>6</sup> School of Physics State Key Laboratory of Nuclear Physics and Technology, Peking University, Beijing, China

<sup>7</sup> University of Chinese Academy of Sciences, Beijing, China

<sup>8</sup> Institute of Particle Physics, Central China Normal University, Wuhan, Hubei, China

<sup>9</sup> Consejo Nacional de Rectores (CONARE), San Jose, Costa Rica

<sup>10</sup> Université Savoie Mont Blanc, CNRS, IN2P3-LAPP, Annecy, France

<sup>11</sup> Université Clermont Auvergne, CNRS/IN2P3, LPC, Clermont-Ferrand, France

<sup>12</sup> Aix Marseille Univ, CNRS/IN2P3, CPPM, Marseille, France

<sup>13</sup> Université Paris-Saclay, CNRS/IN2P3, IJCLab, Orsay, France

<sup>14</sup> Laboratoire Leprince-Ringuet, CNRS/IN2P3, Ecole Polytechnique, Institut Polytechnique de Paris, Palaiseau, France

<sup>15</sup> LPNHE, Sorbonne Université, Paris Diderot Sorbonne Paris Cité, CNRS/IN2P3, Paris, France

<sup>16</sup> I. Physikalisches Institut, RWTH Aachen University, Aachen, Germany

<sup>17</sup> Fakultät Physik, Technische Universität Dortmund, Dortmund, Germany

<sup>18</sup> Max-Planck-Institut für Kernphysik (MPIK), Heidelberg, Germany

<sup>19</sup> Physikalisches Institut, Ruprecht-Karls-Universität Heidelberg, Heidelberg, Germany

<sup>20</sup> School of Physics, University College Dublin, Dublin, Ireland

<sup>21</sup> INFN Sezione di Bari, Bari, Italy

<sup>22</sup> INFN Sezione di Bologna, Bologna, Italy

<sup>23</sup> INFN Sezione di Ferrara, Ferrara, Italy

<sup>24</sup> INFN Sezione di Firenze, Firenze, Italy

<sup>25</sup> INFN Laboratori Nazionali di Frascati, Frascati, Italy

<sup>26</sup> INFN Sezione di Genova, Genova, Italy

<sup>27</sup> INFN Sezione di Milano, Milano, Italy

<sup>28</sup> INFN Sezione di Milano-Bicocca, Milano, Italy

<sup>29</sup> INFN Sezione di Cagliari, Monserrato, Italy

<sup>30</sup> Università degli Studi di Padova, Università e INFN, Padova, Padova, Italy

<sup>31</sup> INFN Sezione di Perugia, Perugia, Italy

<sup>32</sup> INFN Sezione di Pisa, Pisa, Italy

<sup>33</sup> INFN Sezione di Roma La Sapienza, Roma, Italy

<sup>34</sup> INFN Sezione di Roma Tor Vergata, Roma, Italy

<sup>35</sup> Nikhef National Institute for Subatomic Physics, Amsterdam, Netherlands

<sup>36</sup> Nikhef National Institute for Subatomic Physics and VU University Amsterdam, Amsterdam, Netherlands

<sup>37</sup> AGH — University of Science and Technology, Faculty of Physics and Applied Computer Science, Kraków, Poland

<sup>38</sup> Henryk Niewodniczanski Institute of Nuclear Physics Polish Academy of Sciences, Kraków, Poland

- <sup>39</sup> *National Center for Nuclear Research (NCBJ), Warsaw, Poland*
- <sup>40</sup> *Horia Hulubei National Institute of Physics and Nuclear Engineering, Bucharest-Magurele, Romania*
- <sup>41</sup> *Affiliated with an institute covered by a cooperation agreement with CERN*
- <sup>42</sup> *DS4DS, La Salle, Universitat Ramon Llull, Barcelona, Spain*
- <sup>43</sup> *ICCUB, Universitat de Barcelona, Barcelona, Spain*
- <sup>44</sup> *Instituto Galego de Física de Altas Enerxías (IGFAE), Universidade de Santiago de Compostela, Santiago de Compostela, Spain*
- <sup>45</sup> *Instituto de Física Corpuscular, Centro Mixto Universidad de Valencia — CSIC, Valencia, Spain*
- <sup>46</sup> *European Organization for Nuclear Research (CERN), Geneva, Switzerland*
- <sup>47</sup> *Institute of Physics, Ecole Polytechnique Fédérale de Lausanne (EPFL), Lausanne, Switzerland*
- <sup>48</sup> *Physik-Institut, Universität Zürich, Zürich, Switzerland*
- <sup>49</sup> *NSC Kharkiv Institute of Physics and Technology (NSC KIPT), Kharkiv, Ukraine*
- <sup>50</sup> *Institute for Nuclear Research of the National Academy of Sciences (KINR), Kyiv, Ukraine*
- <sup>51</sup> *University of Birmingham, Birmingham, United Kingdom*
- <sup>52</sup> *H.H. Wills Physics Laboratory, University of Bristol, Bristol, United Kingdom*
- <sup>53</sup> *Cavendish Laboratory, University of Cambridge, Cambridge, United Kingdom*
- <sup>54</sup> *Department of Physics, University of Warwick, Coventry, United Kingdom*
- <sup>55</sup> *STFC Rutherford Appleton Laboratory, Didcot, United Kingdom*
- <sup>56</sup> *School of Physics and Astronomy, University of Edinburgh, Edinburgh, United Kingdom*
- <sup>57</sup> *School of Physics and Astronomy, University of Glasgow, Glasgow, United Kingdom*
- <sup>58</sup> *Oliver Lodge Laboratory, University of Liverpool, Liverpool, United Kingdom*
- <sup>59</sup> *Imperial College London, London, United Kingdom*
- <sup>60</sup> *Department of Physics and Astronomy, University of Manchester, Manchester, United Kingdom*
- <sup>61</sup> *Department of Physics, University of Oxford, Oxford, United Kingdom*
- <sup>62</sup> *Massachusetts Institute of Technology, Cambridge, MA, United States*
- <sup>63</sup> *University of Cincinnati, Cincinnati, OH, United States*
- <sup>64</sup> *University of Maryland, College Park, MD, United States*
- <sup>65</sup> *Los Alamos National Laboratory (LANL), Los Alamos, NM, United States*
- <sup>66</sup> *Syracuse University, Syracuse, NY, United States*
- <sup>67</sup> *Pontifícia Universidade Católica do Rio de Janeiro (PUC-Rio), Rio de Janeiro, Brazil, associated to <sup>3</sup>*
- <sup>68</sup> *School of Physics and Electronics, Hunan University, Changsha City, China, associated to <sup>8</sup>*
- <sup>69</sup> *Guangdong Provincial Key Laboratory of Nuclear Science, Guangdong-Hong Kong Joint Laboratory of Quantum Matter, Institute of Quantum Matter, South China Normal University, Guangzhou, China, associated to <sup>4</sup>*
- <sup>70</sup> *Lanzhou University, Lanzhou, China, associated to <sup>5</sup>*
- <sup>71</sup> *School of Physics and Technology, Wuhan University, Wuhan, China, associated to <sup>4</sup>*
- <sup>72</sup> *Departamento de Física, Universidad Nacional de Colombia, Bogota, Colombia, associated to <sup>15</sup>*
- <sup>73</sup> *Universität Bonn — Helmholtz-Institut für Strahlen und Kernphysik, Bonn, Germany, associated to <sup>19</sup>*
- <sup>74</sup> *Eotvos Lorand University, Budapest, Hungary, associated to <sup>46</sup>*
- <sup>75</sup> *Van Swinderen Institute, University of Groningen, Groningen, Netherlands, associated to <sup>35</sup>*
- <sup>76</sup> *Universiteit Maastricht, Maastricht, Netherlands, associated to <sup>35</sup>*
- <sup>77</sup> *Tadeusz Kosciuszko Cracow University of Technology, Cracow, Poland, associated to <sup>38</sup>*
- <sup>78</sup> *Department of Physics and Astronomy, Uppsala University, Uppsala, Sweden, associated to <sup>57</sup>*
- <sup>79</sup> *University of Michigan, Ann Arbor, MI, United States, associated to <sup>66</sup>*
- <sup>80</sup> *Departement de Physique Nucleaire (SPhN), Gif-Sur-Yvette, France*
- <sup>a</sup> *Universidade de Brasília, Brasília, Brazil*
- <sup>b</sup> *Centro Federal de Educação Tecnológica Celso Suckow da Fonseca, Rio De Janeiro, Brazil*
- <sup>c</sup> *Hangzhou Institute for Advanced Study, UCAS, Hangzhou, China*
- <sup>d</sup> *LIP6, Sorbonne Université, Paris, France*
- <sup>e</sup> *Excellence Cluster ORIGINS, Munich, Germany*
- <sup>f</sup> *Universidad Nacional Autónoma de Honduras, Tegucigalpa, Honduras*
- <sup>g</sup> *Università di Bari, Bari, Italy*
- <sup>h</sup> *Università di Bologna, Bologna, Italy*
- <sup>i</sup> *Università di Cagliari, Cagliari, Italy*

- <sup>j</sup> Università di Ferrara, Ferrara, Italy*
- <sup>k</sup> Università di Firenze, Firenze, Italy*
- <sup>l</sup> Università di Genova, Genova, Italy*
- <sup>m</sup> Università degli Studi di Milano, Milano, Italy*
- <sup>n</sup> Università di Milano Bicocca, Milano, Italy*
- <sup>o</sup> Università di Padova, Padova, Italy*
- <sup>p</sup> Università di Perugia, Perugia, Italy*
- <sup>q</sup> Scuola Normale Superiore, Pisa, Italy*
- <sup>r</sup> Università di Pisa, Pisa, Italy*
- <sup>s</sup> Università della Basilicata, Potenza, Italy*
- <sup>t</sup> Università di Roma Tor Vergata, Roma, Italy*
- <sup>u</sup> Università di Siena, Siena, Italy*
- <sup>v</sup> Università di Urbino, Urbino, Italy*
- <sup>w</sup> Universidad de Alcalá, Alcalá de Henares, Spain*
- <sup>x</sup> Universidade da Coruña, Coruña, Spain*
- <sup>y</sup> Department of Physics/Division of Particle Physics, Lund, Sweden*
- <sup>†</sup> Deceased*