



Luminosity determination using Z boson production at the CMS experiment

The CMS Collaboration*

Abstract

The measurement of Z boson production is presented as a method to determine the integrated luminosity of CMS data sets. The analysis uses proton-proton collision data, recorded by the CMS experiment at the CERN LHC in 2017 at a center-of-mass energy of 13 TeV. Events with Z bosons decaying into a pair of muons are selected. The total number of Z bosons produced in a fiducial volume is determined, together with the identification efficiencies and correlations from the same dataset, in small intervals of 20 pb^{-1} of integrated luminosity, thus facilitating the efficiency and rate measurement as a function of time and instantaneous luminosity. Using the ratio of the efficiency-corrected numbers of Z bosons, the precisely measured integrated luminosity of one data set is used to determine the luminosity of another. For the first time, a full quantitative uncertainty analysis of the use of Z bosons for the integrated luminosity measurement is performed. The uncertainty in the extrapolation between two data sets, recorded in 2017 at low and high instantaneous luminosity, is less than 0.5%. We show that the Z boson rate measurement constitutes a precise method, complementary to traditional methods, with the potential to improve the measurement of the integrated luminosity.

Submitted to the European Physical Journal C

1 Introduction

In the CERN LHC, during the Run 2 data-taking period in 2015–2018, about 300 million events with Z bosons decaying into pairs of muons were recorded by the CMS experiment. Precision cross section measurements were performed [1–5] that provide (i) important tests of theoretical calculations [6–8]; (ii) input to fits of the parton distribution functions (PDFs) of the proton [9–12]; and (iii) constraints on backgrounds to searches for new physics [13].

Events with a Z boson decaying into a pair of muons have a remarkably clean experimental signature and a large cross section that facilitates high-precision measurements. Samples of Z bosons are also used as standard tools for detector calibrations and efficiency studies. The precisely known Z boson mass and width [14] are used to calibrate energy scales and momenta and to determine the detector resolution [15, 16]. Efficiencies for lepton triggering, reconstruction, and identification are determined using the “tag-and-probe” method [1, 15–17].

The large Drell–Yan (DY) cross section for the production of Z bosons, and the possibility of simultaneously determining both the yield and the detection efficiency in situ, i.e., from the same event sample, make the process useful for precision measurements of the integrated luminosity. This was discussed before the start of the LHC [18]. During LHC operation, measurements of the Z boson rate already proved to be a useful and independent method for the LHC machine operators and experiments to monitor the relative instantaneous luminosity delivered to the ATLAS and CMS experiments [19]. The use of Z boson production as a measure of relative luminosities was also explored by the ATLAS experiment [20].

Both muons from the Z boson decay are detectable within the fiducial volume of the CMS detector in about one third of the Z boson events. The fiducial Z boson cross section in proton–proton (pp) collisions at 13 TeV has been measured to be $\sigma^Z \mathcal{B}(Z \rightarrow \mu^+ \mu^-) = 694 \pm 6 \text{ (syst)} \pm 17 \text{ (lumi)} \text{ pb}$ [3]. Theoretical predictions are available up to next-to-next-to-next-to-leading order (N³LO) [8] in quantum chromodynamics (QCD). Electroweak corrections, including mixed QCD–electroweak corrections, are also available [6, 21, 22]. The current uncertainty in the prediction of the fiducial cross section is about 3%, and mainly originates from limited knowledge of proton PDFs and higher-order corrections [7]. Within this uncertainty, the integrated luminosity can be directly determined from the measured number of Z bosons corrected for efficiencies.

In practice, precision luminosity calibrations at the LHC are obtained from van der Meer (vdM) scan data [20, 23–28], which are more precise. In vdM scans, which are performed at low instantaneous luminosity with zero crossing angle between the two beams, the two beams are separated in two orthogonal directions transverse to the parallel beam axes. In each scan step, for a given beam separation, the event rate measured in the luminosity detectors is recorded to determine the beam overlap area. Together with the beam currents and the measured head-on collision rate, a luminosity calibration constant, referred to as the visible cross section, is determined. A full vdM scan campaign takes about six hours per experiment and is usually performed once per year, with specifically configured beams to maximize the accuracy and precision of the measurement. A detailed description of vdM scans is reported in Ref. [28].

The most precise integrated luminosity measurement in CMS to date, achieved for the 2016 data-taking period, has a total uncertainty of 1.2% [28]. Roughly half of the total uncertainty is due to the luminosity integration over the full year of data taking. This uncertainty, in turn, is composed of the uncertainty in the extrapolation of the visible cross section obtained in the vdM scan to standard data-taking conditions at high instantaneous luminosity, and the uncertainty in the integration of the instantaneous luminosity over time, obtained from comparisons

between different luminosity measurements. In the 2017 data, presented in this paper, the average number of collisions per bunch crossing, usually referred to as pileup, was 32 [29]. In Run 2, peak instantaneous luminosities as high as $20 \text{ nb}^{-1} \text{ s}^{-1}$ were reached, corresponding to a pileup of more than 50. For the high-luminosity LHC (HL-LHC), a pileup of up to 200 is expected [30] likely leading to an increase in uncertainty due to the larger extrapolation.

In this paper, we explore an approach originally proposed in Ref. [31]. The measurement of the Z boson rate is used as an alternative method for the extrapolation and integration of the luminosity calibration. The Z boson counting complements conventional luminosity measurements obtained from the CMS luminosity systems, which are taken as reference luminosity. The fiducial Z boson production cross section is defined as $\sigma_{\text{fid}}^Z = N^Z / \mathcal{L}$, where N^Z stands for the efficiency-corrected number of reconstructed Z boson events and \mathcal{L} for the integrated luminosity. Since σ_{fid}^Z is identical for all data sets of the same center-of-mass energy, the ratio of N^Z for two data sets can be used to transfer the luminosity calibration from one data set to another, without input from theoretical predictions or precise knowledge of σ_{fid}^Z . For the first time, a full quantitative uncertainty analysis of the use of Z bosons for the integrated luminosity measurement is performed.

We choose two independent data sets of Z boson events, both recorded by the CMS experiment in 2017: a data set with a bunch luminosity corresponding to about three pp collisions per bunch crossing, referred to in the following as “lowPU”; and the bulk of CMS pp collision data recorded in 2017 with a typical pileup of 32, denoted as “highPU”. The luminosity of the lowPU data is used to determine that of the highPU data via the relation

$$\mathcal{L}_{\text{highPU}} = \frac{N_{\text{highPU}}^Z}{N_{\text{lowPU}}^Z} \mathcal{L}_{\text{lowPU}}. \quad (1)$$

For both sets of data, the individual trigger and selection efficiencies are determined in situ, in intervals of 20 pb^{-1} , thus enhancing the sensitivity to possible variations due to changes in beam conditions or detector response as a function of time. Using the integrated luminosity for the lowPU data, which has an uncertainty of 1.7% [32], the integrated luminosity $\mathcal{L}_{\text{highPU}}$ and its uncertainty are determined from Eq. (1), and compared with the result from the conventional integrated luminosity measurement. Due to the cleaner signature, better resolution, and smaller backgrounds, the analysis of Z boson decays into muons is more accurate than electrons. In this paper, only the decays of Z bosons into muons are used.

The paper is structured as follows. After a brief outline of the CMS detector in Section 2, the analysis of the Z boson event sample is described in Section 3. The reconstructed number of Z bosons and the trigger and selection efficiencies are extracted from fits to the data. Acceptance corrections and correlations between the efficiencies for the muon track components and among the two muon tracks are studied as a function of pileup. Subsequently, in Section 4, the luminosity information obtained from Z boson counting is compared with the results from conventional luminosity measurements. In Section 5, the benefits and advantages of Z boson counting for luminosity measurements are discussed. The paper concludes with a summary in Section 6.

2 The CMS detector

The central feature of the CMS apparatus is a superconducting solenoid of 6 m internal diameter, providing a magnetic field of 3.8 T. Within the magnet volume are a silicon pixel and strip

tracker, a lead tungstate crystal electromagnetic calorimeter (ECAL), and a brass and scintillator hadron calorimeter, each composed of a barrel and two endcap sections. Forward calorimeters extend the pseudorapidity (η) coverage provided by the barrel and endcap detectors. The muon system consists of gas-ionization detectors embedded in the steel flux-return yoke outside the solenoid. A more detailed description of the CMS detector, together with a definition of the coordinate system used and the relevant kinematic variables, is reported in Ref. [33].

The silicon tracker measures charged particles in the pseudorapidity range $|\eta| < 3.0$ [34, 35]. An iterative approach is used to build tracker tracks, executing a sequence of tracking algorithms, each with slightly distinct logic [16]. Muons are measured in the range $|\eta| < 2.4$, with detection planes made using three technologies: drift tubes, cathode strip chambers, and resistive plate chambers. Matching muons to tracks measured in the silicon tracker results in a relative transverse momentum (p_T) resolution of 1% in the barrel and 3% in the endcaps, for muons with p_T about 100 GeV [16]. The particle-flow (PF) algorithm [36] reconstructs and identifies each individual particle in an event, combining information from the various CMS detector components. Jets are clustered using the anti- k_T jet finding algorithm [37, 38] with the tracks assigned to candidate vertices as inputs, and the associated missing transverse momentum p_T^{miss} , taken as the negative vector p_T sum of those jets [39]. The primary vertex (PV) is taken to be the vertex with the largest $\sum p_T^2$ of its associated tracks, as described in Section 9.4 of Ref. [40].

Events of interest are selected using a two-tiered trigger system. The first level (L1), comprised of custom hardware processors, uses information from the calorimeters and muon detectors to select events at a rate of around 100 kHz within a fixed latency of 4 μs [41]. The second level, known as the high-level trigger (HLT), consists of a farm of processors running a version of the full event reconstruction software optimized for fast processing, and reduces the event rate to around 1 kHz before data storage [42].

During LHC Run 2, the main CMS luminosity subdetectors (luminometers) were the silicon pixel detector, the hadron forward calorimeter (HF), the pixel luminosity telescope (PLT) [43], and the fast beam conditions monitor (BCM1F) [44]. A separate data acquisition system is used to collect and store HF, PLT, and BCM1F data, as well as LHC beam-related data. A more detailed description of the CMS luminosity system is reported in Ref. [28]. For all comparisons in this paper, the reference integrated luminosity is obtained with the CMS luminometers, calibrated as described in Ref. [32] and using updated corrections for the afterglow effects in the HF luminosity measurement.

The analysis described in this paper is largely independent of Monte Carlo (MC) simulations. However, MC simulations are used for two purposes: to determine the expected DY invariant mass distribution of the signal measured in the CMS detector; and to study possible biases in the pileup-dependent measurement of the muon track-finding efficiencies. Simulated event samples of the DY process, $Z/\gamma^* \rightarrow \ell\ell$, are produced at leading order using the MADGRAPH5_aMC@NLO (v2.6.5) [45] generator, interfaced with PYTHIA (v8.240) [46] for the parton shower simulation. The parameters describing the modeling of the parton shower and underlying event are based on the CP5 tune [47]. The generated MC events are passed through a full simulation of the detector using GEANT4 [48].

3 The Z boson candidate selection and efficiency determination

The events were recorded using a single-muon trigger (HLT muon) that requires at least one muon candidate with $p_T > 24 \text{ GeV}$ and loose isolation criteria [49]. The lowPU data were

recorded using different, looser trigger configurations than those used for the highPU data. To obtain identical trigger configurations for the two data sets, the trigger decision in the lowPU was recalculated from raw data using the trigger configuration of the highPU data.

Selected muon candidates consist of a reconstructed “outer” standalone track in the muon system, matched to an “inner” track reconstructed in the silicon tracker [34]. The outer track is required to have signals in at least two muon detector planes. The inner track must have at least one valid hit in the silicon pixel detector and hits in more than five strip tracker layers. The matching is done by comparing parameters of the two tracks propagated onto a common surface. A combined Kalman filter fit [50] is performed in which the information from the inner and outer tracks is used to obtain a “global” muon track. For global muons, the inner and outer tracks are required to have $p_T > 20$ GeV, lie within $|\eta| < 2.4$, and to be matched within $\Delta R = \sqrt{(\Delta\eta)^2 + (\Delta\phi)^2} < 0.3$. Quality criteria on the global muon track fit are imposed, and it is required that the muon candidate is also reconstructed with the PF algorithm [36]. No requirements are imposed on the impact parameters of the muon track. Isolation criteria are omitted to maintain efficiency also at high pileup. For muons with $p_T < 200$ GeV, i.e., about 99% of identified muon candidates, the track parameters are taken from the inner track. In other cases, the track parameters are determined by combining information from the inner and outer tracks. For all muon tracks, $p_T > 25$ GeV is required to ensure that the trigger efficiency reaches a plateau.

A Z boson candidate is identified as a pair of opposite-charge muons with an invariant mass of $60 < m_{\mu\mu} < 120$ GeV. At least one of the two muon candidates is required to be matched with an HLT muon within $\Delta R < 0.1$. To obtain the actual number of produced Z bosons, the number of reconstructed and selected Z boson candidates, the trigger efficiency, the muon-identification efficiency, as well as the background arising from nonresonant production, are determined from dedicated fits to the data, as explained in the following.

3.1 Trigger efficiency and signal extraction

The trigger efficiency and the number of Z boson candidates are determined from fits to the invariant dimuon mass distributions of events with exactly one (N_1) or exactly two (N_2) selected muons matched to an HLT muon. The observables N_1 and N_2 follow the relations

$$\begin{aligned} N_1 &= 2\epsilon_{\text{HLT}}^\mu (1 - C_{\text{HLT}}\epsilon_{\text{HLT}}^\mu)\epsilon_{\text{ID}}^Z N^Z + N_1^{\text{bkg}}, \\ N_2 &= C_{\text{HLT}}(\epsilon_{\text{HLT}}^\mu)^2 \epsilon_{\text{ID}}^Z N^Z + N_2^{\text{bkg}}. \end{aligned} \quad (2)$$

Here, the quantity $\epsilon_{\text{HLT}}^\mu$ refers to the HLT muon trigger efficiency. The correction factor C_{HLT} accounts for the correlation between the HLT efficiencies of the two muons. A value of $C_{\text{HLT}} > 1$ indicates a positive correlation between the two muons, i.e., an increased probability for the second muon to pass the HLT if the first muon passes it. The determination of C_{HLT} is presented in Section 3.2. The terms N_1^{bkg} and N_2^{bkg} describe the contributions from nonresonant backgrounds. The reconstruction efficiency ϵ_{ID}^Z is separately determined from the data, as described in Section 3.3.

To determine $\epsilon_{\text{HLT}}^\mu$ and N^Z , two fits are performed to two histograms binned in $m_{\mu\mu}$ for Z candidates contributing to N_1 and N_2 . In the fit, the signal is modeled by a histogram template generated from simulated $Z \rightarrow \mu\mu$ events, convolved with a Gaussian function to take into account muon momentum scale and resolution differences between data and simulation. A falling exponential function is used to describe the nonresonant background. In Fig. 1, examples of two distributions and the results of the fits are presented. The sample shown here

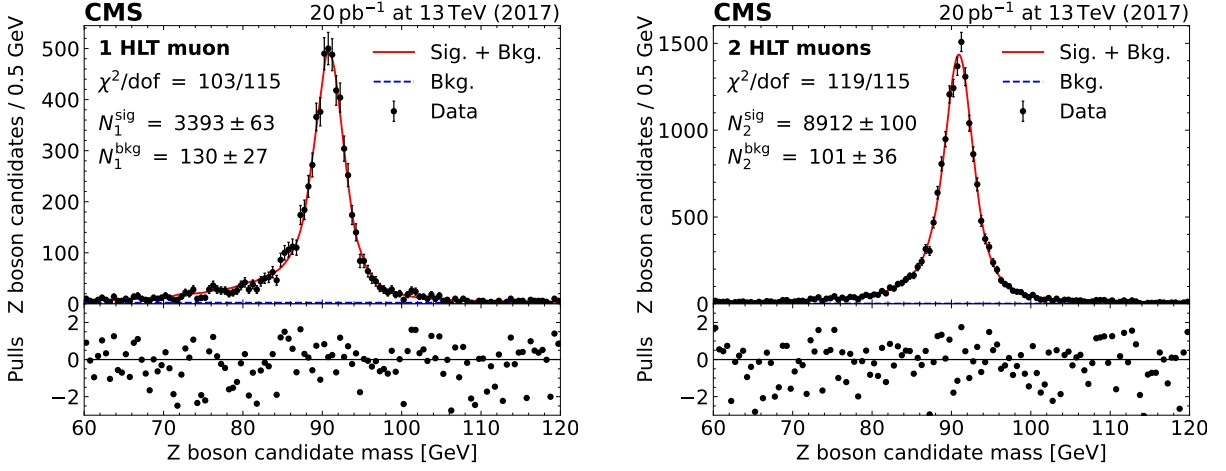


Figure 1: The upper panels show the reconstructed invariant mass distributions of Z boson candidates in a 20 pb^{-1} sample of data for events where one (left) or two (right) muons pass the single-muon trigger selection. The blue curve shows the fitted background contribution and the red curve illustrates the modeled signal-plus-background contribution. The error bars indicate the statistical uncertainties. The numbers of signal and background candidates are given by $N_i^{\text{sig}} = N_i - N_i^{\text{bkg}}$ and N_i^{bkg} , respectively. Also indicated are the χ^2 values per degree of freedom (dof). The lower panels contain the pulls of the distributions, defined as the difference between the data and the fit model in each bin, divided by the statistical uncertainty estimated from the expected number of entries given by the model.

corresponds to an integrated luminosity of 20 pb^{-1} , yielding about 12 000 Z boson candidates.

3.2 Muon trigger correlation

The correlation between the trigger efficiencies of the two HLT muons is described by the correction factor C_{HLT} , as introduced in Eq. (2). The dependence of C_{HLT} on the pileup is of particular interest in this analysis because it does not cancel in the ratio in Eq. (1), and thus constitutes an important source of systematic uncertainty. The correlation was investigated in simulation, and it is largely understood to originate from isolation requirements in the trigger selection.

We determine C_{HLT} from an MC simulation sample of $Z \rightarrow \mu\mu$ events. As a proxy to the amount of pileup in a given event, we use the number of reconstructed PVs, N_{PV} , an observable that is directly accessible event-by-event in both data and simulation. At fixed pileup, the distribution of N_{PV} approximately follows a Poisson distribution with a mean at about 80% of the true pileup, as determined from DY simulation.

In the simulation, C_{HLT} is obtained directly, by rearranging Eq. (2), as

$$C_{\text{HLT}} = \frac{4N^Z \epsilon_{\text{ID}}^Z N_2^{\text{sig}}}{\left(N_1^{\text{sig}} + 2N_2^{\text{sig}}\right)^2}, \quad (3)$$

where N_1^{sig} and N_2^{sig} are the number of signal events, corresponding to $N_1 - N_1^{\text{bkg}}$ and $N_2 - N_2^{\text{bkg}}$ in the data.

We use data to validate the result for C_{HLT} obtained in the simulation. To this end, events are analyzed that are triggered independently of the muon trigger, namely by using the trigger condition $p_{\text{T}}^{\text{miss}} > 120 \text{ GeV}$ in which the contribution from muons is not included. This $p_{\text{T}}^{\text{miss}}$

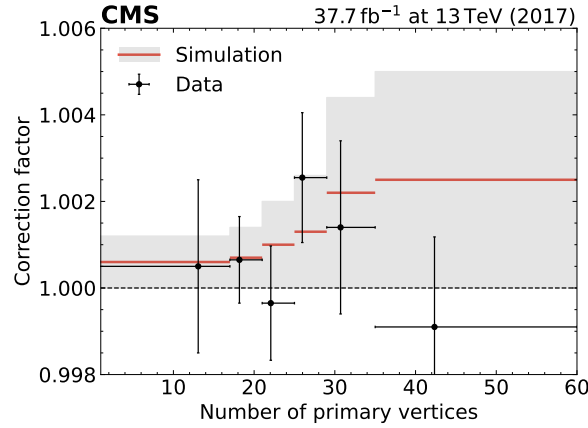


Figure 2: Correction factor C_{HLT} for the correlation between the measured muon trigger efficiencies of the two muons as a function of the number of reconstructed primary vertices, N_{PV} , in the simulation (lines) and the data (points). The data points are drawn at the mean value of N_{PV} in each bin of the measurement. The horizontal error bars on the points show the bin width, and the vertical error bars show the statistical uncertainty. The gray band indicates the $\pm 100\%$ uncertainty in the correction factor.

trigger also records Z boson candidates for which the number of HLT muons is zero, and, thus, an additional relation for the number of reconstructed Z boson candidates with no HLT muons, denoted as N_0 , is obtained,

$$N_0 = (1 - 2\epsilon_{\text{HLT}}^\mu + C_{\text{HLT}}(\epsilon_{\text{HLT}}^\mu)^2)\epsilon_{\text{ID}}^Z N^Z + N_0^{\text{bkg}}. \quad (4)$$

Together with Eq. (2), we obtain three equations for N_0 , N_1 , and N_2 with three unknowns, $\epsilon_{\text{HLT}}^\mu$, C_{HLT} , and $\epsilon_{\text{ID}}^Z N^Z$. The correction factor C_{HLT} can thus be determined from the number of signal events in the three categories, each obtained from a fit. The fits are performed separately in six bins of N_{PV} where the number of bins and their boundaries are chosen such that the number of events per bin are similar.

The result is presented in Fig. 2. The red lines indicate the expectation from the simulation in which C_{HLT} is at the level of 0.1–0.2% above unity for $N_{\text{PV}} \sim 30$. Within the limited statistical precision of the data, good agreement of the simulation with the data is observed. We assign a systematic uncertainty of 100% of the correction, which is represented by the gray band in the figure.

3.3 Muon identification and reconstruction efficiency

The efficiency to reconstruct a Z boson, ϵ_{ID}^Z , depends on the muon identification and reconstruction efficiency ϵ_{ID}^μ for each of the two muons. In the simulation, the pileup-dependent correlation between the two identified muons is of the order of 0.01%, and thus $\epsilon_{\text{ID}}^Z = C_{\text{ID}}(\epsilon_{\text{ID}}^\mu)^2$. The value for $C_{\text{ID}} \approx 1.0001$ is taken from simulation and applied as a function of N_{PV} . The muon efficiency ϵ_{ID}^μ is defined independently of the HLT muon efficiency, such that the total number of produced Z bosons is obtained from Eq. (2).

To determine ϵ_{ID}^μ , the following factorization ansatz is used:

$$\epsilon_{\text{ID}}^\mu = \epsilon_{\text{ID}|\text{Glo}}^\mu \epsilon_{\text{Glo}|\text{Sta}}^\mu \epsilon_{\text{Sta}|\text{Trk}}^\mu \frac{1}{c_{\text{T\&P}}}, \quad (5)$$

where the efficiency $\epsilon_{\text{ID|Glo}}^\mu$ is the fraction of global muons that fulfill the full set of muon identification requirements; the efficiency $\epsilon_{\text{Glo|Sta}}^\mu$ is the global muon efficiency, given by the fraction of standalone muons that also qualify as global muon; and the efficiency $\epsilon_{\text{Sta|Trk}}^\mu$ is the standalone muon efficiency, defined as the fraction of muons with good inner tracks that are matched within $\Delta R < 0.3$ to outer standalone muon tracks with $p_T > 20$ GeV and $|\eta| < 2.4$. To obtain an unbiased set of inner tracks for the measurement of the efficiency $\epsilon_{\text{Sta|Trk}}^\mu$, inner tracks that are seeded from the extrapolation of outer standalone muon tracks are excluded. The term $c_{\text{T\&P}}$ accounts for the correlations between the efficiency terms in Eq. (5). The pileup dependence of the correction from $c_{\text{T\&P}}$ between the lowPU and the highPU data sets is estimated from simulation to be about 0.01%.

The efficiencies are determined from the data using a “tag-and-probe” methodology [1]. Identified muon candidates that are matched to the HLT muon are selected as “tag”. For each tag, a probe muon candidate of opposite charge is selected under the condition that the muon candidate pair has an invariant mass between 60 and 120 GeV. The efficiency $\epsilon_{x|y}^\mu$ is then measured as

$$\epsilon_{x|y}^\mu = \frac{n^{\text{P}}}{n^{\text{P}} + n^{\text{f}}} \quad (6)$$

where y denotes the reference sample of muon candidates and x is the probe criterion. The numbers n^{P} and n^{f} correspond to the number of events that pass and fail the test criterion, respectively.

For each of the efficiencies, and in bins of 20 pb^{-1} , fits to the $m_{\mu\mu}$ distributions of the passing and failing distributions are performed. In the fits, the same shapes as described in Section 3.1 are used to describe the signal. In the histograms with passing probes, the background contribution is low and a falling exponential is used. In the case of failing probes, the nonresonant background is much larger and a more complex analytic function, comprising an exponential at high mass above the Z boson resonance and an error function at low mass, is fit. To ensure a bias-free measurement of $\epsilon_{\text{Glo|Sta}}^\mu$, the outer standalone muon track parameters are used to determine $m_{\mu\mu}$ for the passing and failing probes. Since the resolution of these tracks is much worse, the invariant mass requirement is widened to 50–130 GeV. In the case that, in a given event, the probe muon also fulfills the tag muon requirements, the tag-and-probe muons are indistinguishable and both muons are used as probes. Quantitative results for the measurement of the efficiencies are presented in Section 4.

3.4 Acceptance correction

To determine the true number of Z bosons in the visible phase space, an acceptance correction for losses, or gains, due to the finite resolution of the reconstructed muon tracks is required. The correction affects the number of reconstructed Z bosons itself. The efficiencies are also affected, primarily in the matching of inner and outer tracks, and, to a lesser extent, if muon tracks for passing and for failing probes have different resolutions. The size of the correction is determined from the simulation by comparing the efficiency-corrected number of Z bosons as obtained from the measurement with the generated number of Z bosons in the visible phase space, as defined for bare leptons after final-state radiation (FSR), but before detector simulation.

For outer muon tracks, resolution effects lead to an acceptance correction of about 1.35%, which is independent of pileup and constant over the full year of data taking. For inner tracks, the acceptance correction is 0.15% at low pileup, and it is negligibly small for the highPU data set. This pileup dependency of 0.15% is applied as an additional correction, and an uncertainty of

100% of the correction is assigned. For a direct cross section measurement, the size of the bias could be further reduced through optimized track selection criteria. However, for this analysis it suffices that the pileup-independent components of the acceptance correction cancel in the cross section ratio.

3.5 The L1 trigger corrections

The term “prefiring” describes the effect that a trigger decision is assigned to a bunch crossing preceding the one in which the collision actually took place. In the CMS experiment, the triggering and readout of events in adjacent bunch crossings is vetoed in the trigger logic. However, due to the limited time resolution of the muon system, the assignment of muon candidates to bunch crossings can be wrong, and thus lead to a loss of good events, i.e., a trigger inefficiency. Since the tag-and-probe efficiency measurement is insensitive to this effect, the inefficiency due to prefiring is measured in a dedicated analysis. During the 2017 data taking, measurable prefiring occurred at nonnegligible rates for the L1 muon and ECAL triggers [41]. For the L1 muon trigger, a correction for trigger inefficiency of 0.6% was found, independent of pileup and time. In contrast, losses due to prefiring of the ECAL require a pileup-dependent correction of 0.05–0.2% for the pileup range 0–50. The prefiring from ECAL triggers is caused mainly by initial or final state radiation, pileup jets, or the underlying event. The impact on the lowPU data was somewhat larger due to the lower ECAL trigger thresholds, and for the lowPU data a correction of 0.6% is applied.

4 Results and uncertainties

The procedures described above to measure the number of reconstructed Z bosons and their efficiencies are applied to the data in bins of 20 pb^{-1} . Altogether, in 2017, about 2000 such bins are defined.

4.1 Normalized Z boson rate

In Fig. 3, the measured Z boson rate and efficiencies are shown for the data recorded during a typical LHC fill of the highPU data-taking period in 2017. In this fill, pp collision data were recorded continuously for about 16 hours. An integrated luminosity of about 540 pb^{-1} was accumulated, corresponding to 27 bins of 20 pb^{-1} each. The instantaneous luminosity decreased from initially $15 \text{ nb}^{-1} \text{ s}^{-1}$, corresponding to a pileup of about 50, to about one third of the initial value. In Fig. 3 (left), a comparison between the conventional measurement of the recorded luminosity and the measurement using the Z boson rate is shown. The integral of the measured Z boson rate is normalized to the integral of the reference luminosity. The shapes of the two independent measurements agree very well. In Fig. 3 (right), the muon trigger and identification efficiencies, $\epsilon_{\text{HLT}}^{\mu}$ and $\epsilon_{\text{ID}}^{\mu}$, separated into its different components, as applied to the respective time intervals, are presented. In particular, a significant dependence on time, and thus on pileup, is seen for the HLT muon efficiency for which a rise by about 3% is measured as the pileup decreases in the course of the fill.

To compare the relative linearity between the measurement of the Z boson rate and the CMS reference luminosity, the fiducial cross section for Z boson production, normalized to the average Z boson cross section, is studied as a function of the instantaneous luminosity. The result shown in Fig. 4 is obtained by using the average instantaneous luminosity in each of the 20 pb^{-1} bins in which the Z boson rate is measured. The straight-line fit to the data yields a value of 0.2% for the intercept with the y -axis at low pileup. This value gives an estimate of the agree-

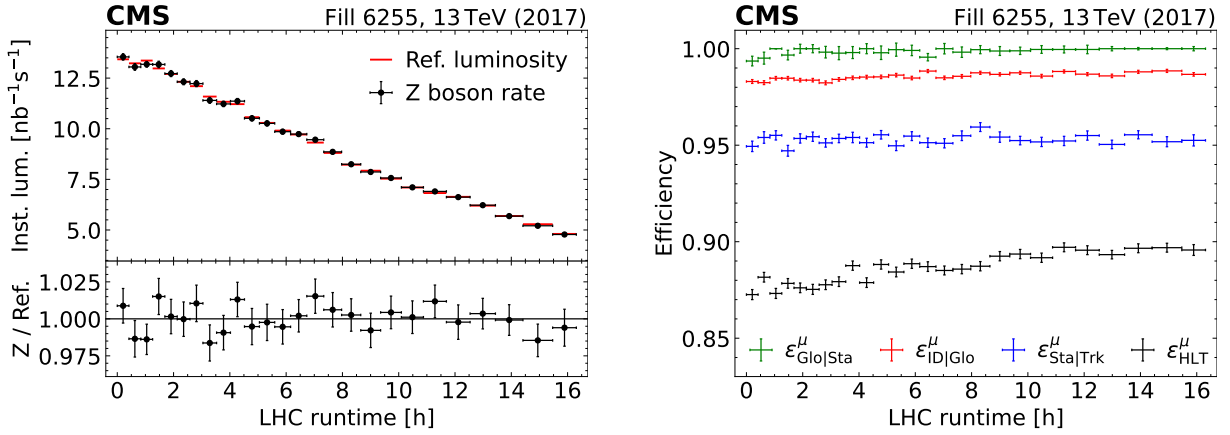


Figure 3: Left: the efficiency-corrected Z boson rate, compared to the reference luminosity measurement, in the LHC fill 6255, recorded on September 29, 2017. Each bin corresponds to about 20 pb⁻¹, as determined by the reference measurement. For shape comparison, the integrated Z boson rate is normalized to the reference integrated luminosity. The panel at the bottom shows the ratio of the two measurements. The vertical error bars show the statistical uncertainty in the Z boson rate. Right: the measured single-muon efficiencies as functions of time for the same LHC fill. The vertical error bars show the statistical uncertainty in the efficiency.

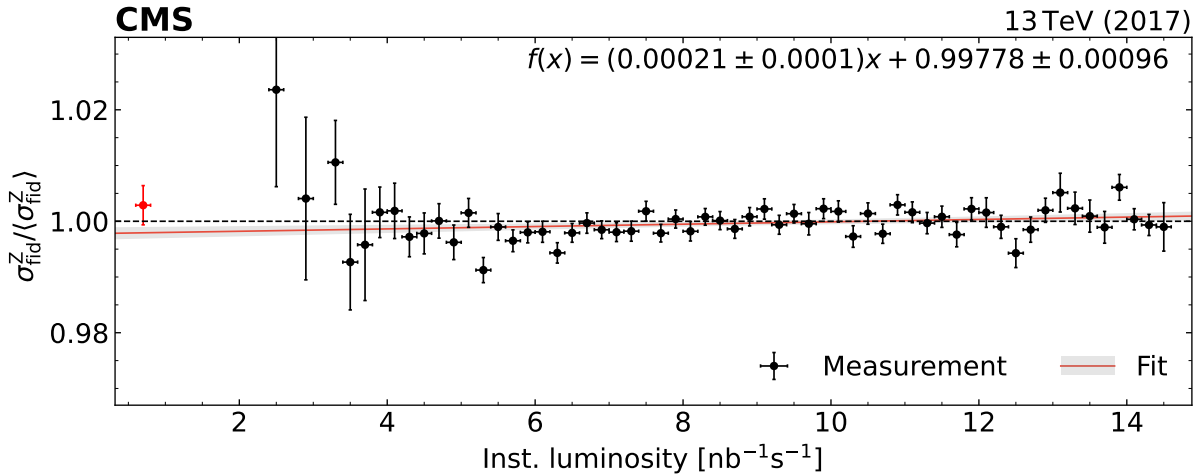


Figure 4: Fiducial Z boson production cross section as a function of the instantaneous recorded luminosity, normalized to the average measured cross section. In each point, multiple measurements of the delivered Z boson rates are combined, the error bars correspond to the statistical uncertainties of the Z boson rate measurement. The leftmost point, highlighted in red, corresponds to the lowPU data. The result of a fit to a linear function is shown as a red line and the statistical uncertainties are covered by the gray band.

ment between Z boson counting and reference luminosity measurement in the extrapolation from the low to the high pileup data.

4.2 Measurement of the absolute luminosity

Using Eq. (1), the integrated luminosity of the highPU data, referred to in the following as “Z luminosity”, is determined from the integrated luminosity of the lowPU data, using the ratio of the number of Z bosons recorded during the two periods, corrected for reconstruction and trigger efficiencies as determined in intervals of 20 pb⁻¹. In the ratio, all correlated uncertainties

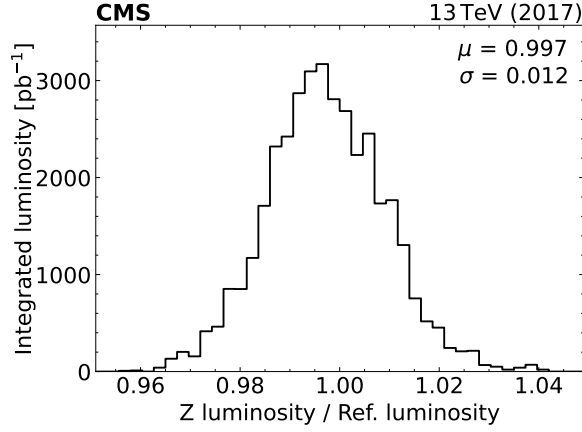


Figure 5: Distribution of the ratio of integrated luminosities between Z boson counting and the reference luminometer. The entries, each corresponding to one interval of 20 pb^{-1} of highPU data, are weighted with the respective measured luminosity.

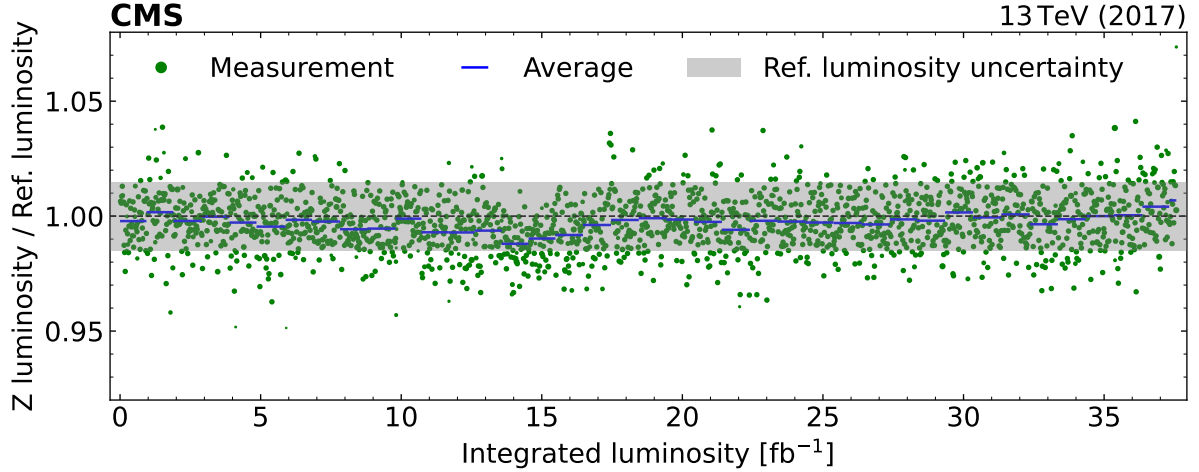


Figure 6: The luminosity as measured from Z bosons divided by the reference luminosity as a function of the integrated luminosity for the 2017 highPU data. Each green point represents the ratio from one measurement of the number of Z bosons. The blue lines show the averages of 50 consecutive measurements, each containing about 1 fb^{-1} of data. The gray band has a width of 1.5%, corresponding to the uncertainty in the ratio of the integrated reference luminosities from the lowPU to the one of highPU [32].

cancel, as detailed in the following section.

In Fig. 5, the distribution of the ratios between the Z luminosity and the reference luminosity as obtained from the CMS luminosity systems is shown. Each entry in the histogram corresponds to an interval of 20 pb^{-1} in the highPU data recorded in 2017. The central values of both measurements are in good agreement with a difference of 0.3%. The standard deviation of about 1.2%, is predominantly of statistical nature, and close to the expectation for the pure statistical uncertainty of about 12 000 Z boson candidates reconstructed in intervals of 20 pb^{-1} each. The ratio of Z luminosity and reference luminosity as a function of the integrated luminosity is shown in Fig. 6. This figure shows a good stability of the Z luminosity measurement over the full year. No significant patterns in time are observed.

4.3 Statistical and systematic uncertainties, and additional cross checks

The uncertainties in the analysis were studied with the focus on the ratio $r = N_{\text{highPU}}^Z / N_{\text{lowPU}}^Z$ of the Z boson counts between two data samples in 2017 as presented in Eq. (1). The full list of considered sources of uncertainty in the cross sections and their ratio is given in Table 1, and described in the following.

Table 1: Summary of the uncertainties in the number of delivered Z bosons in the 2017 highPU and lowPU data, and their ratio. The symbol δ denotes the relative uncertainty, i.e., $\delta x = \Delta x / x$. The systematic and statistical uncertainties are added in quadrature to obtain the total uncertainty.

	$\delta N_{\text{highPU}}^Z$ [%]	$\delta N_{\text{lowPU}}^Z$ [%]	$\delta(N_{\text{highPU}}^Z / N_{\text{lowPU}}^Z)$ [%]
HLT correlation C_{HLT}	± 0.1	± 0.06	± 0.04
Dimuon correlation C_{ID}	± 0.00	∓ 0.01	± 0.01
Inner-outer track correlation $c_{\text{T\&P}}$	± 0.01	∓ 0.01	± 0.01
Inner track resolution	± 0.01	± 0.16	∓ 0.15
Outer track resolution	± 1.35	± 1.36	∓ 0.01
L1 muon prefiring	± 0.15	± 0.15	0
ECAL prefiring	± 0.04	± 0.14	∓ 0.10
Signal modeling up	-0.63	-0.75	+0.19
Signal modeling down	+0.51	+0.71	-0.21
Background modeling up	-0.15	-0.31	+0.16
Background modeling down	-0.09	-0.05	-0.04
Systematic up	+1.45	+1.56	+0.31
Systematic down	-1.50	-1.60	-0.28
Statistical	± 0.03	± 0.35	± 0.35
Total up	+1.45	+1.60	+0.47
Total down	-1.50	-1.64	-0.45

Statistical uncertainties are driven by the number of available Z bosons and also include the statistical uncertainty in the efficiencies. As mentioned above, in one interval of 20 pb^{-1} , about 12 000 Z bosons candidates with two muons in the final state are available, leading to an average statistical uncertainty of 1.17%. For all intervals combined, the statistical uncertainty for the full 2017 highPU data is negligibly small. The lowPU data set corresponds to an integrated luminosity of about 200 pb^{-1} , and this contributes a statistical uncertainty of about 0.35%.

As discussed in Section 3.2, the correction factor for correlations in the trigger efficiencies of the two muons C_{HLT} is determined from data and simulation; it is about 0.1% above unity for the highPU sample, consistently for data and MC simulation. The uncertainty in C_{HLT} is assigned to be 100% of the correction.

Possible correlations between the two identified muons and imperfect factorization of muon identification and reconstruction efficiencies were discussed in Section 3.3. The simulation shows negligible effects, and corrections at the level of 0.01% are applied. The corresponding uncertainties are estimated to be 100% of the correction.

The limited resolution of the reconstructed muon tracks leads to a bias in the measurement, as described in Section 3.4. The bias from the inner track resolution is smaller, but pileup

dependent, and remains in the ratio with a magnitude of 0.15%. The outer track resolution leads to a large bias, but is mostly pileup independent and cancels in the ratio. A correction is derived from simulation and two independent sources of uncertainty, estimated to be 100% of the correction each, are assigned each for the inner and outer tracks, respectively.

Systematic uncertainties in the L1 muon prefiring corrections, described in Section 3.5, cancel completely in the ratio, whereas the uncertainties due to ECAL prefiring have a different magnitude between the two data sets and cancel only partially. The remaining uncertainty is estimated to be 20% of the nominal correction.

The extraction of the signal and background contributions was studied using alternative fit models. For the signal model, the Gaussian resolution function convolved with the histogram template is varied. First, the histogram template is used alone, i.e., fully relying on the simulation and leaving no further degrees of freedom to the fit. Secondly, the histogram template is convolved with a Crystal Ball function [51], which has four free parameters and gives the fit more freedom to incorporate possible differences between data and simulation. Thirdly, the histogram template is constructed from generator-level post-FSR leptons, instead of mirroring the selection at detector level. This template is then convolved with a Crystal Ball function. The three variations lead to changes in the extracted numbers of Z bosons, and the efficiencies, in both the highPU and lowPU data sets. While the trends are correlated, the relative magnitudes are different, and this leads to a significant residual uncertainty. The envelope of the three variations is taken to quantify this uncertainty.

The two types of background models are varied independently. For the categories with major background contributions, the Das function [52], a wide Gaussian distribution with exponential tails is used as an alternative function, which has four free parameters, as opposed to three for the nominal model. In the other cases, the falling exponential is substituted by a uniform distribution.

The total systematic uncertainty is obtained by adding the systematic uncertainties listed in Table 1 in quadrature. In combination with the statistical uncertainty of 0.35%, the total uncertainty to transfer the luminosity from the lowPU data to the highPU data in 2017 is

$$\delta r = {}^{+0.31\%}_{-0.28\%} (\text{syst}) \pm 0.35\% (\text{stat}) = {}^{+0.47\%}_{-0.45\%}, \quad (7)$$

where the statistical uncertainty is due to the limited size of the lowPU data set. The systematic uncertainty is driven by the uncertainties in the signal modeling, followed by the background modeling and acceptance corrections. Overall, a total uncertainty of about 0.5% is obtained.

Multiple cross-checks were performed to test the robustness of the result. The size of the luminosity bin was varied from 20 down to 15 and up to 30 pb⁻¹, and negligible differences with respect to the nominal measurement were found. It was further verified that the measurement is independent of the choice of the bin width chosen for the $m_{\mu\mu}$ distribution, by varying it by factors of 1/2 and 2. Independence of the result on the chosen fit interval was tested using two alternative ranges: a more narrow interval from $m_{\mu\mu} \in [70, 110]$ GeV and a wider interval from $m_{\mu\mu} \in [50, 130]$ GeV. Both variations have a strong impact on N^Z since the phase space of the measurement changes, but, as expected, the effect cancels almost completely in the ratio. The results of these cross checks are summarized in Table 2.

5 Discussion and outlook

With an uncertainty in the transfer factor of about 0.5% for the 2017 data, this analysis shows that Z boson counting can provide an independent and competitive method to extrapolate and

Table 2: Summary of cross checks performed by varying the length of the luminosity interval, the bin width of the $m_{\mu\mu}$ histograms, and the range of the fit. As in Table 1, the resulting variations of the number of Z bosons in the 2017 highPU and lowPU data, and their ratio, are shown. The δ denotes the relative variations, i.e., $\delta x = \Delta x/x$.

	$\delta N_{\text{highPU}}^Z$ [%]	$\delta N_{\text{lowPU}}^Z$ [%]	$\delta \left(N_{\text{highPU}}^Z / N_{\text{lowPU}}^Z \right)$ [%]
Lum. bin size 30 pb^{-1}	-0.05	-0.01	-0.04
Lum. bin size 15 pb^{-1}	+0.04	+0.07	-0.03
Mass bin width 1 GeV	-0.02	-0.06	+0.03
Mass bin width 0.25 GeV	-0.01	+0.01	-0.02
Mass range [50, 130] GeV	+1.25	+1.24	+0.00
Mass range [70, 110] GeV	-2.32	-2.26	-0.05

integrate luminosity calibrations. The results from Z boson counting are independent of the conventional luminosity measurements. They can be treated as uncorrelated in combinations, which can lead to significant improvements in the combined uncertainty.

Taking the current precision of 1.7% for the integrated luminosity in the lowPU data [32], the integrated luminosity in the highPU 2017 data could potentially be determined to a precision of better than 1.8%, in contrast to the preliminary uncertainty of the reference luminosity measurement of 2.3% [32].

A unique aspect of Z boson counting is that the relevant efficiency corrections as a function of time can be calibrated from the same event sample. This feature makes the method robust not only against small changes in detector response, but also across different detector configurations. In general, once a precision measurement of the integrated luminosity is available, such as that for the lowPU data in 2017, the integrated luminosity for all data recorded at the same center-of-mass energy can be determined using the Z boson counting. However, each transfer between data sets requires detailed studies of the correlations of the muon trigger and the reconstruction efficiencies.

In this paper, the full analysis was presented for the data from 2017, when a dedicated and sufficiently large sample of lowPU data was recorded. Under such conditions, a large fraction of the systematic uncertainties cancels in the ratio. For the most precise CMS measurement of the luminosity to date [28], published for 2016, an extrapolation and integration uncertainty of 0.7% was reported. For 2016, no lowPU data set was recorded. Further studies on the impact of different detector conditions would be required to extrapolate from the 2016 data set. If, hypothetically, an extrapolation uncertainty of 0.5% for Z boson counting were achievable also in the 2016 data, the uncertainty of 1.2% in the total integrated luminosity for 2016 could be improved to 1.1%.

The dominant contribution to the uncertainty comes from the statistical uncertainty, which is driven by the size of the lowPU data sample. The lowPU data recorded in 2017 correspond to an integrated luminosity of about 200 pb^{-1} . A significant increase of the sample size, e.g., by a factor 3 or 4, would make the statistical uncertainty negligible.

In the coming years, during the ongoing LHC Run 3 and beyond, additional measurements and studies on the main systematic uncertainties will be performed, and that is expected to improve the precision of the method further. Furthermore, the method is expected to contribute substantially to the combination of integrated luminosity measurements for different data sets.

In the longer term, pileup conditions of up to 200 pp collisions per bunch crossing are expected at the HL-LHC [30]. In both Run 3 and at the HL-LHC, the uncertainties due to extrapolation from vdM conditions to standard data taking are expected to remain substantial. In such conditions, the method of Z boson counting has the potential to provide significant improvements.

6 Summary

The precision measurement of the Z boson production rate provides a complementary method to transfer integrated luminosity measurements between data sets. This study makes use of events with Z bosons decaying into a pair of muons. The data were recorded with the CMS experiment at the CERN LHC in 2017, at a proton-proton center-of-mass energy of 13 TeV. The integrated luminosity of a larger data sample recorded in 2017 is obtained from that of a smaller data set recorded at lower pileup using the ratio of the efficiency-corrected numbers of Z bosons counted in the two data sets. The full set of efficiencies and correlation correction factors for triggering, reconstruction, and selection are determined in intervals of 20 pb^{-1} from the same Z boson data samples. Monte Carlo simulations are used only to describe the shape of the resonant Z boson signal and for the study of possible biases of the method. A detailed quantitative study of the systematic uncertainties and their dependencies on pileup is performed for the first time. In the integrated luminosity ratio, the systematic uncertainties cancel almost completely, with the exception of the pileup-dependent effects. The resulting uncertainty in the ratio is 0.5%. With its high precision, the Z boson counting is competitive with and independent of conventional methods for the extrapolation and integration of luminosity.

Acknowledgments

We congratulate our colleagues in the CERN accelerator departments for the excellent performance of the LHC and thank the technical and administrative staffs at CERN and at other CMS institutes for their contributions to the success of the CMS effort. In addition, we gratefully acknowledge the computing centers and personnel of the Worldwide LHC Computing Grid and other centers for delivering so effectively the computing infrastructure essential to our analyses. Finally, we acknowledge the enduring support for the construction and operation of the LHC, the CMS detector, and the supporting computing infrastructure provided by the following funding agencies: SC (Armenia), BMBWF and FWF (Austria); FNRS and FWO (Belgium); CNPq, CAPES, FAPERJ, FAPERGS, and FAPESP (Brazil); MES and BNSF (Bulgaria); CERN; CAS, MoST, and NSFC (China); Minciencias (Colombia); MSES and CSF (Croatia); RIF (Cyprus); SENESCYT (Ecuador); MoER, ERC PUT and ERDF (Estonia); Academy of Finland, MEC, and HIP (Finland); CEA and CNRS/IN2P3 (France); BMBF, DFG, and HGF (Germany); GSRI (Greece); NKFIH (Hungary); DAE and DST (India); IPM (Iran); SFI (Ireland); INFN (Italy); MSIP and NRF (Republic of Korea); MES (Latvia); LAS (Lithuania); MOE and UM (Malaysia); BUAP, CINVESTAV, CONACYT, LNS, SEP, and UASLP-FAI (Mexico); MOS (Montenegro); MBIE (New Zealand); PAEC (Pakistan); MES and NSC (Poland); FCT (Portugal); MESTD (Serbia); MCIN/AEI and PCTI (Spain); MOSTR (Sri Lanka); Swiss Funding Agencies (Switzerland); MST (Taipei); MHESI and NSTDA (Thailand); TUBITAK and TENMAK (Turkey); NASU (Ukraine); STFC (United Kingdom); DOE and NSF (USA).

Individuals have received support from the Marie-Curie program and the European Research Council and Horizon 2020 Grant, contract Nos. 675440, 724704, 752730, 758316, 765710, 824093, and COST Action CA16108 (European Union); the Leventis Foundation; the Alfred P. Sloan Foundation; the Alexander von Humboldt Foundation; the Science Committee, project no.

22r1-037 (Armenia); the Belgian Federal Science Policy Office; the Fonds pour la Formation à la Recherche dans l'Industrie et dans l'Agriculture (FRIA-Belgium); the Agentschap voor Innovatie door Wetenschap en Technologie (IWT-Belgium); the F.R.S.-FNRS and FWO (Belgium) under the "Excellence of Science – EOS" – be.h project n. 30820817; the Beijing Municipal Science & Technology Commission, No. Z191100007219010 and Fundamental Research Funds for the Central Universities (China); the Ministry of Education, Youth and Sports (MEYS) of the Czech Republic; the Shota Rustaveli National Science Foundation, grant FR-22-985 (Georgia); the Deutsche Forschungsgemeinschaft (DFG), under Germany's Excellence Strategy – EXC 2121 "Quantum Universe" – 390833306, and under project number 400140256 - GRK2497; the Hellenic Foundation for Research and Innovation (HFRI), Project Number 2288 (Greece); the Hungarian Academy of Sciences, the New National Excellence Program - ÚNKP, the NKFIH research grants K 124845, K 124850, K 128713, K 128786, K 129058, K 131991, K 133046, K 138136, K 143460, K 143477, 2020-2.2.1-ED-2021-00181, and TKP2021-NKTA-64 (Hungary); the Council of Science and Industrial Research, India; the Latvian Council of Science; the Ministry of Education and Science, project no. 2022/WK/14, and the National Science Center, contracts Opus 2021/41/B/ST2/01369 and 2021/43/B/ST2/01552 (Poland); the Fundação para a Ciência e a Tecnologia, grant CEECIND/01334/2018 (Portugal); the National Priorities Research Program by Qatar National Research Fund; MCIN/AEI/10.13039/501100011033, ERDF "a way of making Europe", and the Programa Estatal de Fomento de la Investigación Científica y Técnica de Excelencia María de Maeztu, grant MDM-2017-0765 and Programa Severo Ochoa del Principado de Asturias (Spain); the Chulalongkorn Academic into Its 2nd Century Project Advancement Project, and the National Science, Research and Innovation Fund via the Program Management Unit for Human Resources & Institutional Development, Research and Innovation, grant B05F650021 (Thailand); the Kavli Foundation; the Nvidia Corporation; the SuperMicro Corporation; the Welch Foundation, contract C-1845; and the Weston Havens Foundation (USA).

References

- [1] CMS Collaboration, "Measurement of the inclusive W and Z production cross sections in pp collisions at $\sqrt{s} = 7$ TeV with the CMS experiment", *JHEP* **10** (2011) 132, doi:10.1007/JHEP10(2011)132, arXiv:1107.4789.
- [2] CMS Collaboration, "Measurement of the differential Drell–Yan cross section in proton-proton collisions at $\sqrt{s} = 13$ TeV", *JHEP* **12** (2019) 059, doi:10.1007/JHEP12(2019)059, arXiv:1812.10529.
- [3] CMS Collaboration, "Measurements of differential Z boson production cross sections in proton-proton collisions at $\sqrt{s} = 13$ TeV", *JHEP* **12** (2019) 061, doi:10.1007/JHEP12(2019)061, arXiv:1909.04133.
- [4] CMS Collaboration, "Measurement of the mass dependence of the transverse momentum of lepton pairs in Drell–Yan production in proton-proton collisions at $\sqrt{s} = 13$ TeV", *Eur. Phys. J. C* **83** (2023) 628, doi:10.1140/epjc/s10052-023-11631-7, arXiv:2205.04897.
- [5] ATLAS Collaboration, "Measurement of W^\pm and Z boson production cross sections in pp collisions at $\sqrt{s} = 13$ TeV with the ATLAS detector", *Phys. Lett. B* **759** (2016) 601, doi:10.1016/j.physletb.2016.06.023, arXiv:1603.09222.

-
- [6] Y. Li and F. Petriello, “Combining QCD and electroweak corrections to dilepton production in the framework of the FEWZ simulation code”, *Phys. Rev. D* **86** (2012) 094034, doi:10.1103/PhysRevD.86.094034, arXiv:1208.5967.
- [7] P. F. Monni et al., “MINNLO_{PS}: a new method to match NNLO QCD to parton showers”, *JHEP* **05** (2020) 143, doi:10.1007/JHEP05(2020)143, arXiv:1908.06987.
- [8] C. Duhr and B. Mistlberger, “Lepton-pair production at hadron colliders at N³LO in QCD”, *JHEP* **03** (2022) 116, doi:10.1007/JHEP03(2022)116, arXiv:2111.10379.
- [9] S. Alekhin, J. Blümlein, S. Moch, and R. Plačakytė, “Parton distribution functions, α_S , and heavy-quark masses for LHC Run II”, *Phys. Rev. D* **96** (2017) 014011, doi:10.1103/PhysRevD.96.014011, arXiv:1701.05838.
- [10] NNPDF Collaboration, “Parton distributions from high-precision collider data”, *Eur. Phys. J. C* **77** (2017) 663, doi:10.1140/epjc/s10052-017-5199-5, arXiv:1706.00428.
- [11] S. Dulat et al., “New parton distribution functions from a global analysis of quantum chromodynamics”, *Phys. Rev. D* **93** (2016) 033006, doi:10.1103/PhysRevD.93.033006, arXiv:1506.07443.
- [12] L. A. Harland-Lang, A. D. Martin, P. Motylinski, and R. S. Thorne, “Parton distributions in the LHC era: MMHT 2014 PDFs”, *Eur. Phys. J. C* **75** (2015) 204, doi:10.1140/epjc/s10052-015-3397-6, arXiv:1412.3989.
- [13] CMS Collaboration, “Search for invisible decays of a Higgs boson produced through vector boson fusion in proton-proton collisions at $\sqrt{s} = 13$ TeV”, *Phys. Lett. B* **793** (2019) 520, doi:10.1016/j.physletb.2019.04.025, arXiv:1809.05937.
- [14] Particle Data Group, R. L. Workman et al., “Review of particle physics”, *Prog. Theor. Exp. Phys.* **2022** (2022) 083C01, doi:10.1093/ptep/ptac097.
- [15] CMS Collaboration, “Electron and photon reconstruction and identification with the CMS experiment at the CERN LHC”, *JINST* **16** (2021) P05014, doi:10.1088/1748-0221/16/05/P05014, arXiv:2012.06888.
- [16] CMS Collaboration, “Performance of the CMS muon detector and muon reconstruction with proton-proton collisions at $\sqrt{s} = 13$ TeV”, *JINST* **13** (2018) P06015, doi:10.1088/1748-0221/13/06/P06015, arXiv:1804.04528.
- [17] ATLAS Collaboration, “Muon reconstruction performance of the ATLAS detector in proton-proton collision data at $\sqrt{s} = 13$ TeV”, *Eur. Phys. J. C* **76** (2016) 292, doi:10.1140/epjc/s10052-016-4120-y, arXiv:1603.05598.
- [18] M. Dittmar, F. Pauss, and D. Zürcher, “Towards a precise parton luminosity determination at the CERN LHC”, *Phys. Rev. D* **56** (1997) 7284, doi:10.1103/PhysRevD.56.7284, arXiv:hep-ex/9705004.
- [19] C. Schwick and B. Petersen, “LPC’s view on Run 2”, in *Proc. 9th Evian Workshop on LHC beam operation: Evian Les Bains, France, January 30–February 1, 2019*, p. 27. 2019. CERN-ACC-2019-059.
- [20] ATLAS Collaboration, “Luminosity determination in pp collisions at $\sqrt{s} = 13$ TeV using the ATLAS detector at the LHC”, 2022. arXiv:2212.09379. Submitted to *Eur. Phys. J. C*.

- [21] R. Bonciani et al., “Mixed strong-electroweak corrections to the Drell–Yan process”, *Phys. Rev. Lett.* **128** (2022) 012002, doi:10.1103/PhysRevLett.128.012002, arXiv:2106.11953.
- [22] M. Delto, M. Jaquier, K. Melnikov, and R. Röntsch, “Mixed QCD \otimes QED corrections to on-shell Z boson production at the LHC”, *JHEP* **01** (2020) 043, doi:10.1007/JHEP01(2020)043, arXiv:1909.08428.
- [23] S. van der Meer, “Calibration of the effective beam height in the ISR”, ISR Report CERN-ISR-PO-68-31, 1968.
- [24] P. Grafström and W. Kozanecki, “Luminosity determination at proton colliders”, *Prog. Part. Nucl. Phys.* **81** (2015) 97, doi:10.1016/j.pnpnp.2014.11.002.
- [25] LHCb Collaboration, “Precision luminosity measurements at LHCb”, *JINST* **9** (2014) P12005, doi:10.1088/1748-0221/9/12/P12005, arXiv:1410.0149.
- [26] ALICE Collaboration, “Measurement of visible cross sections in proton-lead collisions at $\sqrt{s} = 5.02$ TeV in van der Meer scans with the ALICE detector”, *JINST* **9** (2014) P11003, doi:10.1088/1748-0221/9/11/P11003, arXiv:1405.1849.
- [27] ATLAS Collaboration, “Luminosity determination in pp collisions at $\sqrt{s} = 8$ TeV using the ATLAS detector at the LHC”, *Eur. Phys. J. C* **76** (2016) 653, doi:10.1140/epjc/s10052-016-4466-1, arXiv:1608.03953.
- [28] CMS Collaboration, “Precision luminosity measurement in proton-proton collisions at $\sqrt{s} = 13$ TeV in 2015 and 2016 at CMS”, *Eur. Phys. J. C* **81** (2021) 800, doi:10.1140/epjc/s10052-021-09538-2, arXiv:2104.01927.
- [29] CMS Collaboration, “Pileup mitigation at CMS in 13 TeV data”, *JINST* **15** (2020) P09018, doi:10.1088/1748-0221/15/09/P09018, arXiv:2003.00503.
- [30] A. Dainese et al., “Physics at the HL-LHC, and perspectives at the HE-LHC”, CERN Report CERN-2019-007, 2019. doi:10.23731/CYRM-2019-007.
- [31] J. Salfeld-Nebgen and D. Marlow, “Data-driven precision luminosity measurements with Z bosons at the LHC and HL-LHC”, *JINST* **13** (2018) P12016, doi:10.1088/1748-0221/13/12/P12016, arXiv:1806.02184.
- [32] CMS Collaboration, “CMS luminosity measurement for the 2017 data-taking period at $\sqrt{s} = 13$ TeV”, CMS Physics Analysis Summary CMS-PAS-LUM-17-004, 2018.
- [33] CMS Collaboration, “The CMS experiment at the CERN LHC”, *JINST* **3** (2008) S08004, doi:10.1088/1748-0221/3/08/S08004.
- [34] CMS Collaboration, “Description and performance of track and primary-vertex reconstruction with the CMS tracker”, *JINST* **9** (2014) P10009, doi:10.1088/1748-0221/9/10/P10009, arXiv:1405.6569.
- [35] CMS Tracker Group Collaboration, “The CMS Phase-1 pixel detector upgrade”, *JINST* **16** (2021) P02027, doi:10.1088/1748-0221/16/02/P02027, arXiv:2012.14304.
- [36] CMS Collaboration, “Particle-flow reconstruction and global event description with the CMS detector”, *JINST* **12** (2017) P10003, doi:10.1088/1748-0221/12/10/P10003, arXiv:1706.04965.



















-
- [37] M. Cacciari, G. P. Salam, and G. Soyez, “The anti- k_T jet clustering algorithm”, *JHEP* **04** (2008) 063, doi:10.1088/1126-6708/2008/04/063, arXiv:0802.1189.
- [38] M. Cacciari, G. P. Salam, and G. Soyez, “FASTJET user manual”, *Eur. Phys. J. C* **72** (2012) 1896, doi:10.1140/epjc/s10052-012-1896-2, arXiv:1111.6097.
- [39] CMS Collaboration, “Performance of missing transverse momentum reconstruction in proton-proton collisions at $\sqrt{s} = 13$ TeV using the CMS detector”, *JINST* **14** (2019) P07004, doi:10.1088/1748-0221/14/07/P07004, arXiv:1903.06078.
- [40] CMS Collaboration, “Technical proposal for the Phase-II upgrade of the Compact Muon Solenoid”, CMS Technical Proposal CERN-LHCC-2015-010, CMS-TDR-15-02, 2015.
- [41] CMS Collaboration, “Performance of the CMS Level-1 trigger in proton-proton collisions at $\sqrt{s} = 13$ TeV”, *JINST* **15** (2020) P10017, doi:10.1088/1748-0221/15/10/P10017, arXiv:2006.10165.
- [42] CMS Collaboration, “The CMS trigger system”, *JINST* **12** (2017) P01020, doi:10.1088/1748-0221/12/01/P01020, arXiv:1609.02366.
- [43] CMS BRIL Collaboration, “The pixel luminosity telescope: a detector for luminosity measurement at CMS using silicon pixel sensors”, *Eur. Phys. J. C* **83** (2023) 673, doi:10.1140/epjc/s10052-023-11713-6, arXiv:2206.08870.
- [44] M. Guthoff on behalf of the CMS Collaboration, “The new fast beam condition monitor using poly-crystalline diamond sensors for luminosity measurement at CMS”, in *Proc. 14th Pisa Meeting on Advanced Detectors: Frontier Detectors for Frontier Physics (Pisameet): La Biodola, Italy, May 27–June 2, 2018*. 2019. [Nucl. Instrum. Meth. A 936 (2019) 717]. doi:10.1016/j.nima.2018.11.071.
- [45] J. Alwall et al., “The automated computation of tree-level and next-to-leading order differential cross sections, and their matching to parton shower simulations”, *JHEP* **07** (2014) 079, doi:10.1007/JHEP07(2014)079, arXiv:1405.0301.
- [46] T. Sjöstrand et al., “An introduction to PYTHIA 8.2”, *Comput. Phys. Commun.* **191** (2015) 159, doi:10.1016/j.cpc.2015.01.024, arXiv:1410.3012.
- [47] CMS Collaboration, “Extraction and validation of a new set of CMS PYTHIA 8 tunes from underlying-event measurements”, *Eur. Phys. J. C* **80** (2020) 4, doi:10.1140/epjc/s10052-019-7499-4, arXiv:1903.12179.
- [48] GEANT4 Collaboration, “GEANT4—a simulation toolkit”, *Nucl. Instrum. Meth. A* **506** (2003) 250, doi:10.1016/S0168-9002(03)01368-8.
- [49] CMS Collaboration, “Performance of the CMS muon trigger system in proton-proton collisions at $\sqrt{s} = 13$ TeV”, *JINST* **16** (2021) P07001, doi:10.1088/1748-0221/16/07/P07001, arXiv:2102.04790.
- [50] R. Frühwirth, “Application of Kalman filtering to track and vertex fitting”, *Nucl. Instrum. Meth. A* **262** (1987) 444, doi:10.1016/0168-9002(87)90887-4.
- [51] M. J. Oreglia, “A study of the reactions $\psi' \rightarrow \gamma\gamma\psi$ ”. PhD thesis, Stanford University, 1980. SLAC-R-236.
- [52] S. Das, “A simple alternative to the Crystal Ball function”, 2016. arXiv:1603.08591.

A The CMS Collaboration




Yerevan Physics Institute, Yerevan, Armenia

A. Hayrapetyan, A. Tumasyan¹ 













Institut für Hochenergiephysik, Vienna, Austria

W. Adam , J.W. Andrejkovic, T. Bergauer , S. Chatterjee , K. Damanakis , M. Dragicevic , A. Escalante Del Valle , P.S. Hussain , M. Jeitler² , N. Krammer , D. Liko , I. Mikulec , J. Schieck² , R. Schöffbeck , D. Schwarz , M. Sonawane , S. Templ , W. Waltenberger , C.-E. Wulz² 




Universiteit Antwerpen, Antwerpen, Belgium

M.R. Darwish³ , T. Janssen , P. Van Mechelen 








Vrije Universiteit Brussel, Brussel, Belgium

E.S. Bols , J. D'Hondt , S. Dansana , A. De Moor , M. Delcourt , H. El Faham , S. Lowette , I. Makarenko , A. Morton , D. Müller , A.R. Sahasransu , S. Tavernier , M. Tytgat⁴ , S. Van Putte , D. Vannerom 

Université Libre de Bruxelles, Bruxelles, Belgium

B. Clerbaux , G. De Lentdecker , L. Favart , D. Hohov , J. Jaramillo , A. Khalilzadeh, K. Lee , M. Mahdavihorrani , A. Malara , S. Paredes , L. Pétré , N. Postiau, L. Thomas , M. Vanden Bemden , C. Vander Velde , P. Vanlaer 






Ghent University, Ghent, Belgium

M. De Coen , D. Dobur , J. Knolle , L. Lambrecht , G. Mestdach, C. Rendón, A. Samalan, K. Skovpen , N. Van Den Bossche , L. Wezenbeek 




















Université Catholique de Louvain, Louvain-la-Neuve, Belgium

A. Benecke , G. Bruno , C. Caputo , C. Delaere , I.S. Donertas , A. Giammanco , K. Jaffel , Sa. Jain , V. Lemaitre, J. Lidrych , P. Mastrapasqua , K. Mondal , T.T. Tran , S. Wertz 

Centro Brasileiro de Pesquisas Físicas, Rio de Janeiro, Brazil

G.A. Alves , E. Coelho , C. Hensel , T. Menezes De Oliveira, A. Moraes , P. Rebello Teles , M. Soeiro

Universidade do Estado do Rio de Janeiro, Rio de Janeiro, Brazil

W.L. Aldá Júnior , M. Alves Gallo Pereira , M. Barroso Ferreira Filho , H. Brandao Malbouisson , W. Carvalho , J. Chinellato⁵, E.M. Da Costa , G.G. Da Silveira⁶ , D. De Jesus Damiao , S. Fonseca De Souza , J. Martins⁷ , C. Mora Herrera , K. Mota Amarilo , L. Mundim , H. Nogima , A. Santoro , S.M. Silva Do Amaral , A. Sznajder , M. Thiel , A. Vilela Pereira 

Universidade Estadual Paulista, Universidade Federal do ABC, São Paulo, Brazil

C.A. Bernardes⁶ , L. Calligaris , T.R. Fernandez Perez Tomei , E.M. Gregores , P.G. Mercadante , S.F. Novaes , B. Orzari , Sandra S. Padula 

Institute for Nuclear Research and Nuclear Energy, Bulgarian Academy of Sciences, Sofia, Bulgaria

A. Aleksandrov , G. Antchev , R. Hadjiiska , P. Iaydjiev , M. Misheva , M. Shopova , G. Sultanov 





University of Sofia, Sofia, Bulgaria

A. Dimitrov , T. Ivanov , L. Litov , B. Pavlov , P. Petkov , A. Petrov , E. Shumka 



Instituto De Alta Investigación, Universidad de Tarapacá, Casilla 7 D, Arica, Chile

S. Keshri , S. Thakur 

Beihang University, Beijing, China

T. Cheng , Q. Guo, T. Javaid , M. Mittal , L. Yuan 

Department of Physics, Tsinghua University, Beijing, China

G. Bauer⁸, Z. Hu , K. Yi^{8,9} 


Institute of High Energy Physics, Beijing, China

G.M. Chen¹⁰ , H.S. Chen¹⁰ , M. Chen¹⁰ , F. Iemmi , C.H. Jiang, A. Kapoor , H. Liao , Z.-A. Liu¹¹ , F. Monti , R. Sharma , J.N. Song¹¹, J. Tao , J. Wang , H. Zhang 


State Key Laboratory of Nuclear Physics and Technology, Peking University, Beijing, China

A. Agapitos , Y. Ban , A. Levin , C. Li , Q. Li , X. Lyu, Y. Mao, S.J. Qian , X. Sun , D. Wang , H. Yang, C. Zhou 




Sun Yat-Sen University, Guangzhou, China

Z. You 

University of Science and Technology of China, Hefei, China

N. Lu 

Institute of Modern Physics and Key Laboratory of Nuclear Physics and Ion-beam Application (MOE) - Fudan University, Shanghai, China

X. Gao¹² , D. Leggat, H. Okawa , Y. Zhang 





Zhejiang University, Hangzhou, Zhejiang, China

Z. Lin , C. Lu , M. Xiao 





Universidad de Los Andes, Bogota, Colombia

C. Avila , D.A. Barbosa Trujillo, A. Cabrera , C. Florez , J. Fraga , J.A. Reyes Vega

Universidad de Antioquia, Medellin, Colombia

J. Mejia Guisao , F. Ramirez , M. Rodriguez , J.D. Ruiz Alvarez 

University of Split, Faculty of Electrical Engineering, Mechanical Engineering and Naval Architecture, Split, Croatia

D. Giljanovic , N. Godinovic , D. Lelas , A. Sculac 









University of Split, Faculty of Science, Split, Croatia

M. Kovac , T. Sculac 




Institute Rudjer Boskovic, Zagreb, Croatia

P. Bargassa , V. Brigljevic , B.K. Chitroda , D. Ferencek , S. Mishra , A. Starodumov¹³ , T. Susa 

University of Cyprus, Nicosia, Cyprus

A. Attikis , K. Christoforou , S. Konstantinou , J. Mousa , C. Nicolaou, F. Ptochos , P.A. Razis , H. Rykaczewski, H. Saka , A. Stepennov 

Charles University, Prague, Czech Republic

M. Finger , M. Finger Jr. , A. Kveton 

Escuela Politecnica Nacional, Quito, Ecuador

E. Ayala 



Universidad San Francisco de Quito, Quito, Ecuador

E. Carrera Jarrin 











Academy of Scientific Research and Technology of the Arab Republic of Egypt, Egyptian Network of High Energy Physics, Cairo, Egypt

A.A. Abdelalim^{14,15} , E. Salama^{16,17} 




Center for High Energy Physics (CHEP-FU), Fayoum University, El-Fayoum, Egypt

M. Abdullah Al-Mashad , M.A. Mahmoud 



















National Institute of Chemical Physics and Biophysics, Tallinn, Estonia

R.K. Dewanjee¹⁸ , K. Ehataht , M. Kadastik , T. Lange , S. Nandan , C. Nielsen , J. Pata , M. Raidal , L. Tani , C. Veelken 

Department of Physics, University of Helsinki, Helsinki, Finland

H. Kirschenmann , K. Osterberg , M. Voutilainen 


















Helsinki Institute of Physics, Helsinki, Finland

S. Bharthuar , E. Brücken , F. Garcia , J. Havukainen , K.T.S. Kallonen , M.S. Kim , R. Kinnunen , T. Lampén , K. Lassila-Perini , S. Lehti , T. Lindén , M. Lotti , L. Martikainen , M. Myllymäki , M.m. Rantanen , H. Siikonen , E. Tuominen , J. Tuominiemi 






























Lappeenranta-Lahti University of Technology, Lappeenranta, Finland

P. Luukka , H. Petrow , T. Tuuva[†]















IRFU, CEA, Université Paris-Saclay, Gif-sur-Yvette, France

M. Besancon , F. Couderc , M. Dejardin , D. Denegri , J.L. Faure , F. Ferri , S. Ganjour , P. Gras , G. Hamel de Monchenault , V. Lohezic , J. Malcles , J. Rander , A. Rosowsky , M.Ö. Sahin , A. Savoy-Navarro¹⁹ , P. Simkina , M. Titov 























Laboratoire Leprince-Ringuet, CNRS/IN2P3, Ecole Polytechnique, Institut Polytechnique de Paris, Palaiseau, France

C. Baldenegro Barrera , F. Beaudette , A. Buchot Perraguin , P. Busson , A. Cappati , C. Charlot , F. Damas , O. Davignon , G. Falmagne , B.A. Fontana Santos Alves , S. Ghosh , A. Gilbert , R. Granier de Cassagnac , A. Hakimi , B. Harikrishnan , L. Kalipoliti , G. Liu , J. Motta , M. Nguyen , C. Ochando , L. Portales , R. Salerno , U. Sarkar , J.B. Sauvan , Y. Sirois , A. Tarabini , E. Vernazza , A. Zabi , A. Zghiche 




Université de Strasbourg, CNRS, IPHC UMR 7178, Strasbourg, France

J.-L. Agram²⁰ , J. Andrea , D. Apparú , D. Bloch , J.-M. Brom , E.C. Chabert , C. Collard , S. Falke , U. Goerlach , C. Grimault , R. Haeberle , A.-C. Le Bihan , M.A. Sessini , P. Van Hove 





Institut de Physique des 2 Infinis de Lyon (IP2I), Villeurbanne, France

S. Beauceron , B. Blancon , G. Boudoul , N. Chanon , J. Choi , D. Contardo , P. Depasse , C. Dozen²¹ , H. El Mamouni , J. Fay , S. Gascon , M. Gouzevitch , C. Greenberg , G. Grenier , B. Ille , I.B. Laktineh , M. Lethuillier , L. Mirabito , S. Perries , M. Vander Donckt , P. Verdier , J. Xiao 

























Georgian Technical University, Tbilisi, Georgia

D. Chokheli , I. Lomidze , Z. Tsamalaidze¹³ 

RWTH Aachen University, I. Physikalisches Institut, Aachen, Germany

V. Botta , L. Feld , K. Klein , M. Lipinski , D. Meuser , A. Pauls , N. Röwert , M. Teroerde 














RWTH Aachen University, III. Physikalisches Institut A, Aachen, Germany

S. Diekmann , A. Dodonova , N. Eich , D. Eliseev , F. Engelke , M. Erdmann , P. Fackeldey , B. Fischer , T. Hebbeker , K. Hoepfner , F. Ivone , A. Jung , M.y. Lee , L. Mastrolorenzo, M. Merschmeyer , A. Meyer , S. Mukherjee , D. Noll , A. Novak , F. Nowotny, A. Pozdnyakov , Y. Rath, W. Redjeb , F. Rehm, H. Reithler , V. Sarkisovi , A. Schmidt , S.C. Schuler, A. Sharma , A. Stein , F. Torres Da Silva De Araujo²² , L. Vigilante, S. Wiedenbeck , S. Zaleski

















RWTH Aachen University, III. Physikalisches Institut B, Aachen, Germany

C. Dziwok , G. Flügge , W. Haj Ahmad²³ , T. Kress , A. Nowack , O. Pooth , A. Stahl , T. Ziemons , A. Zotz 

















Deutsches Elektronen-Synchrotron, Hamburg, Germany

H. Aarup Petersen , M. Aldaya Martin , J. Alimena , S. Amoroso, Y. An , S. Baxter , M. Bayatmakou , H. Becerril Gonzalez , O. Behnke , A. Belvedere , S. Bhattacharya , F. Blekman²⁴ , K. Borras²⁵ , D. Brunner , A. Campbell , A. Cardini , C. Cheng, F. Colombina , S. Consuegra Rodríguez , G. Correia Silva , M. De Silva , G. Eckerlin, D. Eckstein , L.I. Estevez Banos , O. Filatov , E. Gallo²⁴ , A. Geiser , A. Giralaldi , G. Greau, V. Guglielmi , M. Guthoff , A. Hinzmann , A. Jafari²⁶ , L. Jeppe , N.Z. Jomhari , B. Kaech , M. Kasemann , H. Kaveh , C. Kleinwort , R. Kogler , M. Komm , D. Krücker , W. Lange, D. Leyva Pernia , K. Lipka²⁷ , W. Lohmann²⁸ , R. Mankel , I.-A. Melzer-Pellmann , M. Mendizabal Morentin , J. Metwally, A.B. Meyer , G. Milella , A. Mussgiller , A. Nürnberg , Y. Otariid, D. Pérez Adán , E. Ranken , A. Raspereza , B. Ribeiro Lopes , J. Rübenach, A. Saggio , M. Scham^{29,25} , V. Scheurer, S. Schnake²⁵ , P. Schütze , C. Schwanenberger²⁴ , M. Shchedrolosiev , R.E. Sosa Ricardo , L.P. Sreelatha Pramod , D. Stafford, F. Vazzoler , A. Ventura Barroso , R. Walsh , Q. Wang , Y. Wen , K. Wichmann, L. Wiens²⁵ , C. Wissing , S. Wuchterl , Y. Yang , A. Zimmermann Castro Santos

University of Hamburg, Hamburg, Germany

A. Albrecht , S. Albrecht , M. Antonello , S. Bein , L. Benato , M. Bonanomi , P. Connor , M. Eich, K. El Morabit , Y. Fischer , A. Fröhlich, C. Garbers , E. Garutti , A. Grohsjean , M. Hajheidari, J. Haller , H.R. Jabusch , G. Kasieczka , P. Keicher, R. Klanner , W. Korcari , T. Kramer , V. Kutzner , F. Labe , J. Lange , A. Lobanov , C. Matthies , A. Mehta , L. Moureaux , M. Mrowietz, A. Nigamova , Y. Nissan, A. Paasch , K.J. Pena Rodriguez , T. Quadfasel , B. Raciti , M. Rieger , D. Savoiu , J. Schindler , P. Schleper , M. Schröder , J. Schwandt , M. Sommerhalder , H. Stadie , G. Steinbrück , A. Tews, M. Wolf

Karlsruher Institut fuer Technologie, Karlsruhe, Germany

S. Brommer , M. Burkart, E. Butz , T. Chwalek , A. Dierlamm , A. Droll, N. Faltermann , M. Giffels , A. Gottmann , F. Hartmann³⁰ , M. Horzela , U. Husemann , M. Klute , R. Koppenhöfer , M. Link, A. Lintuluoto , S. Maier , S. Mitra , M. Mormile , Th. Müller , M. Neukum, M. Oh , G. Quast , K. Rabbertz , I. Shvetsov , H.J. Simonis , N. Trevisani , R. Ulrich , J. van der Linden , R.F. Von Cube , M. Wassmer , S. Wieland , F. Wittig, R. Wolf , S. Wunsch, X. Zuo



Institute of Nuclear and Particle Physics (INPP), NCSR Demokritos, Aghia Paraskevi, Greece

G. Anagnostou, P. Assiouras , G. Daskalakis , A. Kyriakis, A. Papadopoulos³⁰, A. Stakia 


National and Kapodistrian University of Athens, Athens, Greece

D. Karasavvas, P. Kontaxakis , G. Melachroinos, A. Panagiotou, I. Papavergou , I. Paraskevas , N. Saoulidou , K. Theofilatos , E. Tziaferi , K. Vellidis , I. Zisopoulos 

National Technical University of Athens, Athens, Greece

G. Bakas , T. Chatzistavrou, G. Karapostoli , K. Kousouris , I. Papakrivopoulos , E. Siamarkou, G. Tsiopolitis, A. Zacharopoulou






University of Ioánnina, Ioánnina, Greece

K. Adamidis, I. Bestintzanos, I. Evangelou , C. Foudas, P. Gianneios , C. Kamtsikis, P. Katsoulis, P. Kokkas , P.G. Kosmoglou Kioseoglou , N. Manthos , I. Papadopoulos , J. Strologas 

MTA-ELTE Lendület CMS Particle and Nuclear Physics Group, Eötvös Loránd University, Budapest, Hungary

M. Csanád , K. Farkas , M.M.A. Gadallah³¹ , Á. Kadlecik , P. Major , K. Mandal , G. Pásztor , A.J. Rádl³² , G.I. Veres 



Wigner Research Centre for Physics, Budapest, Hungary

M. Bartók³³ , C. Hajdu , D. Horvath^{34,35} , F. Sikler , V. Veszpremi 




Institute of Nuclear Research ATOMKI, Debrecen, Hungary

G. Bencze, S. Czellar, J. Karancsi³³ , J. Molnar, Z. Szillasi

















Institute of Physics, University of Debrecen, Debrecen, Hungary

P. Raics, B. Ujvari³⁶ , G. Zilizi 

Karoly Robert Campus, MATE Institute of Technology, Gyongyos, Hungary

T. Csorgo³² , F. Nemes³² , T. Novak 

Panjab University, Chandigarh, India

J. Babbar , S. Bansal , S.B. Beri, V. Bhatnagar , G. Chaudhary , S. Chauhan , N. Dhingra³⁷ , R. Gupta, A. Kaur , A. Kaur , H. Kaur , M. Kaur , S. Kumar , P. Kumari , M. Meena , K. Sandeep , T. Sheokand, J.B. Singh³⁸ , A. Singla 
















University of Delhi, Delhi, India

A. Ahmed , A. Bhardwaj , A. Chhetri , B.C. Choudhary , A. Kumar , M. Naimuddin , K. Ranjan , S. Saumya 



Saha Institute of Nuclear Physics, HBNI, Kolkata, India

S. Baradia , S. Barman³⁹ , S. Bhattacharya , D. Bhowmik, S. Dutta , S. Dutta, B. Gomber⁴⁰ , P. Palit , G. Saha , B. Sahu⁴⁰ , S. Sarkar










Indian Institute of Technology Madras, Madras, India

P.K. Behera , S.C. Behera , S. Chatterjee , P. Jana , P. Kalbhor , J.R. Komaragiri⁴¹ , D. Kumar⁴¹ , M. Mohammad Mobassir Ameen , L. Panwar⁴¹ , R. Pradhan , P.R. Pujahari , N.R. Saha , A. Sharma , A.K. Sikdar , S. Verma 








Tata Institute of Fundamental Research-A, Mumbai, India

T. Aziz, I. Das , S. Dugad, M. Kumar , G.B. Mohanty , P. Suryadevara

Tata Institute of Fundamental Research-B, Mumbai, India

A. Bala , S. Banerjee , R.M. Chatterjee, M. Guchait , S. Karmakar , S. Kumar , G. Majumder , K. Mazumdar , S. Mukherjee , A. Thachayath 




National Institute of Science Education and Research, An OCC of Homi Bhabha National Institute, Bhubaneswar, Odisha, India

S. Bahinipati⁴² , A.K. Das, C. Kar , D. Maity⁴³ , P. Mal , T. Mishra , V.K. Muraleedharan Nair Bindhu⁴³ , K. Naskar⁴³ , A. Nayak⁴³ , P. Sadangi, P. Saha , S.K. Swain , S. Varghese⁴³ , D. Vats⁴³

Indian Institute of Science Education and Research (IISER), Pune, India

A. Alpana , S. Dube , B. Kansal , A. Laha , A. Rastogi , S. Sharma 

Isfahan University of Technology, Isfahan, Iran

H. Bakhshiansohi⁴⁴ , E. Khazaie⁴⁵ , M. Zeinali⁴⁶ 









Institute for Research in Fundamental Sciences (IPM), Tehran, Iran

S. Chenarani⁴⁷ , S.M. Etesami , M. Khakzad , M. Mohammadi Najafabadi 










University College Dublin, Dublin, Ireland

M. Grunewald 

INFN Sezione di Bari^a, Università di Bari^b, Politecnico di Bari^c, Bari, Italy

M. Abbrescia^{a,b} , R. Aly^{a,c,14} , A. Colaleo^a , D. Creanza^{a,c} , B. D' Anzi^{a,b} , N. De Filippis^{a,c} , M. De Palma^{a,b} , A. Di Florio^{a,c} , W. Elmetenawee^{a,b} , L. Fiore^a , G. Iaselli^{a,c} , G. Maggi^{a,c} , M. Maggi^a , I. Margjeka^{a,b} , V. Mastrapasqua^{a,b} , S. My^{a,b} , S. Nuzzo^{a,b} , A. Pellecchia^{a,b} , A. Pompili^{a,b} , G. Pugliese^{a,c} , R. Radogna^a , G. Ramirez-Sanchez^{a,c} , D. Ramos^a , A. Ranieri^a , L. Silvestris^a , F.M. Simone^{a,b} , Ü. Sözbilir^a , A. Stamerra^a , R. Venditti^a , P. Verwilligen^a , A. Zaza^{a,b}










INFN Sezione di Bologna^a, Università di Bologna^b, Bologna, Italy

G. Abbiendi^a , C. Battilana^{a,b} , D. Bonacorsi^{a,b} , L. Borgonovi^a , R. Campanini^{a,b} , P. Capiluppi^{a,b} , A. Castro^{a,b} , F.R. Cavallo^a , G.M. Dallavalle^a , T. Diotallevi^{a,b} , F. Fabbri^a , A. Fanfani^{a,b} , D. Fasanella^{a,b} , P. Giacomelli^a , L. Giommi^{a,b} , C. Grandi^a , L. Guiducci^{a,b} , S. Lo Meo^{a,48} , L. Lunerti^{a,b} , S. Marcellini^a , G. Masetti^a , F.L. Navarria^{a,b} , A. Perrotta^a , F. Primavera^{a,b} , A.M. Rossi^{a,b} , T. Rovelli^{a,b} , G.P. Siroli^{a,b}

INFN Sezione di Catania^a, Università di Catania^b, Catania, Italy

S. Costa^{a,b,49} , A. Di Mattia^a , R. Potenza^{a,b} , A. Tricomi^{a,b,49} , C. Tuve^{a,b} 

INFN Sezione di Firenze^a, Università di Firenze^b, Firenze, Italy

G. Barbagli^a , G. Bardelli^{a,b} , B. Camaiani^{a,b} , A. Cassese^a , R. Ceccarelli^a , V. Ciulli^{a,b} , C. Civinini^a , R. D'Alessandro^{a,b} , E. Focardi^{a,b} , G. Latino^{a,b} , P. Lenzi^{a,b} , M. Lizzo^{a,b} , M. Meschini^a , S. Paoletti^a , A. Papanastassiou^{a,b} , G. Sguazzoni^a , L. Viliani^a










INFN Laboratori Nazionali di Frascati, Frascati, Italy

L. Benussi , S. Bianco , S. Meola⁵⁰ , D. Piccolo 












INFN Sezione di Genova^a, Università di Genova^b, Genova, Italy

P. Chatagnon^a , F. Ferro^a , E. Robutti^a , S. Tosi^{a,b} 































INFN Sezione di Milano-Bicocca^a, Università di Milano-Bicocca^b, Milano, Italy

A. Benaglia^a , G. Boldrini^a , F. Brivio^a , F. Cetorelli^a , F. De Guio^{a,b} , M.E. Dinardo^{a,b} , P. Dini^a , S. Gennai^a , A. Ghezzi^{a,b} , P. Govoni^{a,b} , L. Guzzi^a , M.T. Lucchini^{a,b} , M. Malberti^a , S. Malvezzi^a , A. Massironi^a , D. Menasce^a , L. Moroni^a , M. Paganoni^{a,b} , D. Pedrini^a , B.S. Pinolini^a , S. Ragazzi^{a,b} , N. Redaelli^a , T. Tabarelli de Fatis^{a,b} , D. Zuolo^a












INFN Sezione di Napoli^a, Università di Napoli 'Federico II'^b, Napoli, Italy; Università della Basilicata^c, Potenza, Italy; Università G. Marconi^d, Roma, Italy

S. Buontempo^a , A. Cagnotta^{a,b} , F. Carnevali^{a,b} , N. Cavallo^{a,c} , A. De Iorio^{a,b} , F. Fabozzi^{a,c} , A.O.M. Iorio^{a,b} , L. Lista^{a,b,51} , P. Paolucci^{a,30} , B. Rossi^a , C. Sciacca^{a,b} 

















INFN Sezione di Padova^a, Università di Padova^b, Padova, Italy; Università di Trento^c, Trento, Italy

R. Ardino^a , P. Azzi^a , N. Bacchetta^{a,52} , D. Bisello^{a,b} , P. Bortignon^a , A. Bragagnolo^{a,b} , P. Checchia^a , T. Dorigo^a , F. Gasparini^{a,b} , U. Gasparini^{a,b} , A. Gozzelino^a , G. Grosso^a , M. Gulmini^{a,53} , L. Layer^{a,54} , E. Lusiani^a , M. Margoni^{a,b} , M. Migliorini^{a,b} , J. Pazzini^{a,b} , P. Ronchese^{a,b} , R. Rossin^{a,b} , F. Simonetto^{a,b} , G. Strong^a , M. Tosi^{a,b} , A. Triossi^{a,b} , S. Ventura^a , H. Yarar^{a,b} , M. Zanetti^{a,b} , P. Zotto^{a,b} , A. Zucchetta^{a,b} , G. Zumerle^{a,b} 
































INFN Sezione di Pavia^a, Università di Pavia^b, Pavia, Italy

S. Abu Zeid^{a,17} , C. Aimè^{a,b} , A. Braghieri^a , S. Calzaferri^{a,b} , D. Fiorina^{a,b} , P. Montagna^{a,b} , V. Re^a , C. Riccardi^{a,b} , P. Salvini^a , I. Vai^{a,b} , P. Vitulo^{a,b} 





















INFN Sezione di Perugia^a, Università di Perugia^b, Perugia, Italy

S. Ajmal^{a,b} , P. Asenov^{a,55} , G.M. Bilei^a , D. Ciangottini^{a,b} , L. Fanò^{a,b} , M. Magherini^{a,b} , G. Mantovani^{a,b} , V. Mariani^{a,b} , M. Menichelli^a , F. Moscatelli^{a,55} , A. Piccinelli^{a,b} , M. Presilla^{a,b} , A. Rossi^{a,b} , A. Santocchia^{a,b} , D. Spiga^a , T. Tedeschi^{a,b} 









































INFN Sezione di Pisa^a, Università di Pisa^b, Scuola Normale Superiore di Pisa^c, Pisa, Italy; Università di Siena^d, Siena, Italy

P. Azzurri^a , G. Bagliesi^a , R. Bhattacharya^a , L. Bianchini^{a,b} , T. Boccali^a , E. Bossini^a , D. Bruschini^{a,c} , R. Castaldi^a , M.A. Ciocci^{a,b} , M. Cipriani^{a,b} , V. D'Amante^{a,d} , R. Dell'Orso^a , S. Donato^a , A. Giassi^a , F. Ligabue^{a,c} , D. Matos Figueiredo^a , A. Messineo^{a,b} , M. Musich^{a,b} , F. Palla^a , S. Parolia^a , A. Rizzi^{a,b} , G. Rolandi^{a,c} , S. Roy Chowdhury^a , T. Sarkar^a , A. Scribano^a , P. Spagnolo^a , R. Tenchini^{a,b} , G. Tonelli^{a,b} , N. Turini^{a,d} , A. Venturi^a , P.G. Verdini^a 







INFN Sezione di Roma^a, Sapienza Università di Roma^b, Roma, Italy

P. Barria^a , M. Campana^{a,b} , F. Cavallari^a , L. Cunqueiro Mendez^{a,b} , D. Del Re^{a,b} , E. Di Marco^a , M. Diemoz^a , F. Errico^{a,b} , E. Longo^{a,b} , P. Meridiani^a , J. Mijuskovic^{a,b} , G. Organtini^{a,b} , F. Pandolfi^a , R. Paramatti^{a,b} , C. Quaranta^{a,b} , S. Rahatlou^{a,b} , C. Rovelli^a , F. Santanastasio^{a,b} , L. Soffi^a , R. Tramontano^{a,b} 













INFN Sezione di Torino^a, Università di Torino^b, Torino, Italy; Università del Piemonte Orientale^c, Novara, Italy

N. Amapane^{a,b} , R. Arcidiacono^{a,c} , S. Argiro^{a,b} , M. Arneodo^{a,c} , N. Bartosik^a , R. Bellan^{a,b} , A. Bellora^{a,b} , C. Biino^a , N. Cartiglia^a , M. Costa^{a,b} , R. Covarelli^{a,b} , N. Demaria^a , L. Finco^a , M. Grippo^{a,b} , B. Kiani^{a,b} , F. Legger^a , F. Luongo^{a,b} , C. Mariotti^a , S. Maselli^a , A. Mecca^{a,b} , E. Migliore^{a,b} , M. Monteno^a , R. Mulargia^a , M.M. Obertino^{a,b} , G. Ortona^a , L. Pacher^{a,b} , N. Pastrone^a , M. Pelliccioni^a , M. Ruspa^{a,c} , F. Siviero^{a,b} , V. Sola^{a,b} , A. Solano^{a,b} , D. Soldi^{a,b} , A. Staiano^a , C. Tarricone^{a,b} , M. Tornago^{a,b} , D. Trocino^a , G. Umoret^{a,b} , A. Vagnerini^{a,b} , E. Vlasov^{a,b} 

INFN Sezione di Trieste^a, Università di Trieste^b, Trieste, Italy

S. Belforte^a , V. Candelise^{a,b} , M. Casarsa^a , F. Cossutti^a , K. De Leo^{a,b} ,
G. Della Ricca^{a,b} 

Kyungpook National University, Daegu, Korea

S. Dogra , J. Hong , C. Huh , B. Kim , D.H. Kim , J. Kim, H. Lee, S.W. Lee ,
C.S. Moon , Y.D. Oh , S.I. Pak , M.S. Ryu , S. Sekmen , Y.C. Yang 


Chonnam National University, Institute for Universe and Elementary Particles, Kwangju, Korea

G. Bak , P. Gwak , H. Kim , D.H. Moon 

Hanyang University, Seoul, Korea

E. Asilar , D. Kim , T.J. Kim , J.A. Merlin, J. Park 

Korea University, Seoul, Korea

S. Choi , S. Han, B. Hong , K. Lee, K.S. Lee , J. Park, S.K. Park, J. Yoo 

Kyung Hee University, Department of Physics, Seoul, Korea

J. Goh 









Sejong University, Seoul, Korea

H. S. Kim , Y. Kim, S. Lee



Seoul National University, Seoul, Korea

J. Almond, J.H. Bhyun, J. Choi , S. Jeon , W. Jun , J. Kim , J.S. Kim, S. Ko , H. Kwon ,
H. Lee , J. Lee , J. Lee , S. Lee, B.H. Oh , S.B. Oh , H. Seo , U.K. Yang, I. Yoon 

University of Seoul, Seoul, Korea

W. Jang , D.Y. Kang, Y. Kang , S. Kim , B. Ko, J.S.H. Lee , Y. Lee , I.C. Park , Y. Roh,
I.J. Watson , S. Yang 


Yonsei University, Department of Physics, Seoul, Korea

S. Ha , H.D. Yoo 

Sungkyunkwan University, Suwon, Korea

M. Choi , M.R. Kim , H. Lee, Y. Lee , I. Yu 


College of Engineering and Technology, American University of the Middle East (AUM), Dasman, Kuwait

T. Beyrouthy, Y. Maghrbi 

Riga Technical University, Riga, Latvia

K. Dreimanis , A. Gaile , G. Pikurs, A. Potrebko , M. Seidel , V. Veckalns⁵⁶ 

University of Latvia (LU), Riga, Latvia

N.R. Strautnieks 




Vilnius University, Vilnius, Lithuania

M. Ambrozas , A. Juodagalvis , A. Rinkevicius , G. Tamulaitis 








National Centre for Particle Physics, Universiti Malaya, Kuala Lumpur, Malaysia

N. Bin Norjoharuddeen , I. Yusuff⁵⁷ , Z. Zolkapli

Universidad de Sonora (UNISON), Hermosillo, Mexico

J.F. Benitez , A. Castaneda Hernandez , H.A. Encinas Acosta, L.G. Gallegos Maríñez,
M. León Coello , J.A. Murillo Quijada , A. Sehrawat , L. Valencia Palomo 



Centro de Investigacion y de Estudios Avanzados del IPN, Mexico City, Mexico

G. Ayala , H. Castilla-Valdez , E. De La Cruz-Burelo , I. Heredia-De La Cruz⁵⁸ ,
R. Lopez-Fernandez , C.A. Mondragon Herrera, D.A. Perez Navarro ,
A. Sánchez Hernández 


Universidad Iberoamericana, Mexico City, Mexico

C. Oropeza Barrera , M. Ramírez García 


Benemerita Universidad Autonoma de Puebla, Puebla, Mexico

I. Bautista , I. Pedraza , H.A. Salazar Ibarguen , C. Uribe Estrada 





University of Montenegro, Podgorica, Montenegro

I. Bubanja, N. Raicevic 

University of Canterbury, Christchurch, New Zealand

P.H. Butler 




National Centre for Physics, Quaid-I-Azam University, Islamabad, Pakistan

A. Ahmad , M.I. Asghar, A. Awais , M.I.M. Awan, H.R. Hoorani , W.A. Khan 







AGH University of Krakow, Faculty of Computer Science, Electronics and Telecommunications, Krakow, Poland

V. Avati, L. Grzanka , M. Malawski 










National Centre for Nuclear Research, Swierk, Poland

H. Bialkowska , M. Bluj , B. Boimska , M. Górski , M. Kazana , M. Szeleper ,
P. Zalewski 



Institute of Experimental Physics, Faculty of Physics, University of Warsaw, Warsaw, Poland

K. Bunkowski , K. Doroba , A. Kalinowski , M. Konecki , J. Krolikowski ,
A. Muhammad 



Laboratório de Instrumentação e Física Experimental de Partículas, Lisboa, Portugal

M. Araujo , D. Bastos , C. Beirão Da Cruz E Silva , A. Boletti , M. Bozzo , P. Faccioli ,
M. Gallinaro , J. Hollar , N. Leonardo , T. Niknejad , M. Pisano , J. Seixas , J. Varela 




























Faculty of Physics, University of Belgrade, Belgrade, Serbia

P. Adzic , P. Milenovic 


VINCA Institute of Nuclear Sciences, University of Belgrade, Belgrade, Serbia

M. Dordevic , J. Milosevic , V. Rekovic














Centro de Investigaciones Energéticas Medioambientales y Tecnológicas (CIEMAT), Madrid, Spain

M. Aguilar-Benitez, J. Alcaraz Maestre , M. Barrio Luna, Cristina F. Bedoya , M. Cepeda ,
M. Cerrada , N. Colino , B. De La Cruz , A. Delgado Peris , D. Fernández Del Val ,
J.P. Fernández Ramos , J. Flix , M.C. Fouz , O. Gonzalez Lopez , S. Goy Lopez ,
J.M. Hernandez , M.I. Josa , J. León Holgado , D. Moran , C. M. Morcillo Perez ,
Á. Navarro Tobar , C. Perez Dengra , A. Pérez-Calero Yzquierdo , J. Puerta Pelayo ,
I. Redondo , D.D. Redondo Ferrero , L. Romero, S. Sánchez Navas , L. Urda Gómez ,
J. Vazquez Escobar , C. Willmott




















Universidad Autónoma de Madrid, Madrid, Spain

J.F. de Trocóniz 

Universidad de Oviedo, Instituto Universitario de Ciencias y Tecnologías Espaciales de Asturias (ICTEA), Oviedo, Spain

B. Alvarez Gonzalez , J. Cuevas , J. Fernandez Menendez , S. Folgueras , I. Gonzalez Caballero , J.R. González Fernández , E. Palencia Cortezon , C. Ramón Álvarez , V. Rodríguez Bouza , A. Soto Rodríguez , A. Trapote , C. Vico Villalba , P. Vischia 




Instituto de Física de Cantabria (IFCA), CSIC-Universidad de Cantabria, Santander, Spain

S. Bhowmik , S. Blanco Fernández , J.A. Brochero Cifuentes , I.J. Cabrillo , A. Calderon , J. Duarte Campderros , M. Fernandez , C. Fernandez Madrazo , G. Gomez , C. Lasosa García , C. Martinez Rivero , P. Martinez Ruiz del Arbol , F. Matorras , P. Matorras Cuevas , E. Navarrete Ramos , J. Piedra Gomez , C. Prieels, L. Scodellaro , I. Vila , J.M. Vizan Garcia 












University of Colombo, Colombo, Sri Lanka

M.K. Jayananda , B. Kailasapathy⁵⁹ , D.U.J. Sonnadara , D.D.C. Wickramarathna 

University of Ruhuna, Department of Physics, Matara, Sri Lanka

W.G.D. Dharmaratna , K. Liyanage , N. Perera , N. Wickramage 

















CERN, European Organization for Nuclear Research, Geneva, Switzerland

D. Abbaneo , C. Amendola , E. Auffray , G. Auzinger , J. Baechler, D. Barney , A. Bermúdez Martínez , M. Bianco , B. Bilin , A.A. Bin Anuar , A. Bocci , E. Brondolin , C. Caillol , T. Camporesi , G. Cerminara , N. Chernyavskaya , D. d'Enterria , A. Dabrowski , A. David , A. De Roeck , M.M. Defranchis , M. Deile , M. Dobson , F. Fallavollita⁶⁰, L. Forthomme , G. Franzoni , W. Funk , S. Giani, D. Gigi, K. Gill , F. Glege , L. Gouskos , M. Haranko , J. Hegeman , V. Innocente , T. James , P. Janot , J. Kieseler , S. Laurila , P. Lecoq , E. Leutgeb , C. Lourenço , B. Maier , L. Malgeri , M. Mannelli , A.C. Marini , F. Meijers , S. Mersi , E. Meschi , V. Milosevic , F. Moortgat , M. Mulders , S. Orfanelli, F. Pantaleo , M. Peruzzi , A. Petrilli , G. Petrucciani , A. Pfeiffer , M. Pierini , D. Piparo , H. Qu , D. Rabadý , G. Reales Gutiérrez, M. Rovere , H. Sakulin , S. Scarfi , M. Selvaggi , A. Sharma , K. Shchelina , P. Silva , P. Sphicas⁶¹ , A.G. Stahl Leitner , A. Steen , S. Summers , D. Treille , P. Tropea , A. Tsiroú, D. Walter , J. Wanczyk⁶² , K.A. Wozniak⁶³ , P. Zehetner , P. Zejdl , W.D. Zeuner
























Paul Scherrer Institut, Villigen, Switzerland

T. Bevilacqua⁶⁴ , L. Caminada⁶⁴ , A. Ebrahimi , W. Erdmann , R. Horisberger , Q. Ingram , H.C. Kaestli , D. Kotlinski , C. Lange , M. Missiroli⁶⁴ , L. Noehte⁶⁴ , T. Rohe 

ETH Zurich - Institute for Particle Physics and Astrophysics (IPA), Zurich, Switzerland

T.K. Aarrestad , K. Androsov⁶² , M. Backhaus , A. Calandri , C. Cazzaniga , K. Datta , A. De Cosa , G. Dissertori , M. Dittmar, M. Donegà , F. Eble , M. Galli , K. Gedia , F. Glessgen , C. Grab , D. Hits , W. Lustermann , A.-M. Lyon , R.A. Manzoni , M. Marchegiani , L. Marchese , C. Martin Perez , A. Mascellani⁶² , F. Nessi-Tedaldi , F. Pauss , V. Perovic , S. Pigazzini , M.G. Ratti , M. Reichmann , C. Reissel , T. Reitenspiess , B. Ristic , F. Riti , D. Ruini, D.A. Sanz Becerra , R. Seidita , J. Steggemann⁶² , D. Valsecchi , R. Wallny 










Universität Zürich, Zurich, Switzerland

C. Amsler⁶⁵ , P. Bäertschi , C. Botta , D. Brzhechko, M.F. Canelli , K. Cormier , A. De Wit , R. Del Burgo, J.K. Heikkilä , M. Huwiler , W. Jin , A. Jofrehei , B. Kilminster , S. Leontsinis , S.P. Liechti , A. Macchiolo , P. Meiring , V.M. Mikuni , U. Molinatti , I. Neutelings , A. Reimers , P. Robmann, S. Sanchez Cruz , K. Schweiger , M. Senger , Y. Takahashi 




National Central University, Chung-Li, Taiwan

C. Adloff⁶⁶, C.M. Kuo, W. Lin, P.K. Rout , P.C. Tiwari⁴¹ , S.S. Yu 




















National Taiwan University (NTU), Taipei, Taiwan

L. Ceard, Y. Chao , K.F. Chen , P.s. Chen, Z.g. Chen, W.-S. Hou , T.h. Hsu, Y.w. Kao, R. Khurana, G. Kole , Y.y. Li , R.-S. Lu , E. Paganis , A. Psallidas, X.f. Su, J. Thomas-Wilsker , H.y. Wu, E. Yazgan 

Chulalongkorn University, Faculty of Science, Department of Physics, Bangkok, Thailand

C. Asawatrangkuldee , N. Srimanobhas , V. Wachirapusanand 

Çukurova University, Physics Department, Science and Art Faculty, Adana, Turkey

D. Agyel , F. Boran , Z.S. Demiroglu , F. Dolek , I. Dumanoglu⁶⁷ , E. Eskut , Y. Guler⁶⁸ , E. Gurpinar Guler⁶⁸ , C. Isik , O. Kara, A. Kayis Topaksu , U. Kiminsu , G. Onengut , K. Ozdemir⁶⁹ , A. Polatoz , B. Tali⁷⁰ , U.G. Tok , S. Turkcapar , E. Uslan , I.S. Zorbakir 

Middle East Technical University, Physics Department, Ankara, Turkey

K. Ocalan⁷¹ , M. Yalvac⁷² 


Bogazici University, Istanbul, Turkey

B. Akgun , I.O. Atakisi , E. Gülmez , M. Kaya⁷³ , O. Kaya⁷⁴ , S. Tekten⁷⁵ 

Istanbul Technical University, Istanbul, Turkey

A. Cakir , K. Cankocak⁶⁷ , Y. Komurcu , S. Sen⁷⁶ 

Istanbul University, Istanbul, Turkey

O. Aydilek , S. Cerci⁷⁰ , V. Epshteyn , B. Hacisahinoglu , I. Hos⁷⁷ , B. Isildak⁷⁸ , B. Kaynak , S. Ozkorucuklu , H. Sert , C. Simsek , D. Sunar Cerci⁷⁰ , C. Zorbilmez 
















Institute for Scintillation Materials of National Academy of Science of Ukraine, Kharkiv, Ukraine

A. Boyaryntsev , B. Grynyov 



















National Science Centre, Kharkiv Institute of Physics and Technology, Kharkiv, Ukraine

L. Levchuk 























University of Bristol, Bristol, United Kingdom

D. Anthony , J.J. Brooke , A. Bundock , F. Bury , E. Clement , D. Cussans , H. Flacher , M. Glowacki, J. Goldstein , H.F. Heath , L. Kreczko , B. Krikler , S. Paramesvaran , S. Seif El Nasr-Storey, V.J. Smith , N. Stylianou⁷⁹ , K. Walkingshaw Pass, R. White 

Rutherford Appleton Laboratory, Didcot, United Kingdom




A.H. Ball, K.W. Bell , A. Belyaev⁸⁰ , C. Brew , R.M. Brown , D.J.A. Cockerill , C. Cooke , K.V. Ellis, K. Harder , S. Harper , M.-L. Holmberg⁸¹ , Sh. Jain , J. Linacre , K. Manolopoulos, D.M. Newbold , E. Olaiya, D. Petyt , T. Reis , G. Salvi , T. Schuh, C.H. Shepherd-Themistocleous , I.R. Tomalin , T. Williams 

Imperial College, London, United Kingdom














R. Bainbridge , P. Bloch , C.E. Brown , O. Buchmuller, V. Cacchio, C.A. Carrillo Montoya , G.S. Chahal⁸² , D. Colling , J.S. Dancu, P. Dauncey , G. Davies , J. Davies, M. Della Negra , S. Fayer, G. Fedi , G. Hall , M.H. Hassanshahi , A. Howard, G. Iles , M. Knight , J. Langford , L. Lyons , A.-M. Magnan , S. Malik, A. Martelli , M. Mieskolainen , J. Nash⁸³ , M. Pesaresi, B.C. Radburn-Smith , A. Richards, A. Rose 

C. Seez , R. Shukla , A. Tapper , K. Uchida , G.P. Uttley , L.H. Vage, T. Virdee³⁰ ,
M. Vojinovic , N. Wardle , D. Winterbottom 






Brunel University, Uxbridge, United Kingdom

K. Coldham, J.E. Cole , A. Khan, P. Kyberd , I.D. Reid 




Baylor University, Waco, Texas, USA

S. Abdullin , A. Brinkerhoff , B. Caraway , J. Dittmann , K. Hatakeyama , J. Hiltbrand , A.R. Kanuganti , B. McMaster , M. Saunders , S. Sawant , C. Sutantawibul ,
M. Toms⁸⁴ , J. Wilson 
















Catholic University of America, Washington, DC, USA

R. Bartek , A. Dominguez , C. Huerta Escamilla, A.E. Simsek , R. Uniyal , A.M. Vargas Hernandez 

















The University of Alabama, Tuscaloosa, Alabama, USA

R. Chudasama , S.I. Cooper , S.V. Gleyzer , C.U. Perez , P. Rumerio⁸⁵ , E. Usai ,
C. West , R. Yi 





















Boston University, Boston, Massachusetts, USA

A. Akpınar , A. Albert , D. Arcaro , C. Cosby , Z. Demiragli , C. Erice ,
E. Fontanesi , D. Gastler , J. Rohlf , K. Salyer , D. Sperka , D. Spitzbart , I. Suarez ,
A. Tsatsos , S. Yuan 













Brown University, Providence, Rhode Island, USA

G. Benelli , X. Coubez²⁵, D. Cutts , M. Hadley , U. Heintz , J.M. Hogan⁸⁶ , T. Kwon ,
G. Landsberg , K.T. Lau , D. Li , J. Luo , S. Mondal , M. Narain[†] , N. Pervan ,
S. Sagir⁸⁷ , F. Simpson , W.Y. Wong, X. Yan , W. Zhang





University of California, Davis, Davis, California, USA

S. Abbott , J. Bonilla , C. Brainerd , R. Breedon , M. Calderon De La Barca Sanchez ,
M. Chertok , M. Citron , J. Conway , P.T. Cox , R. Erbacher , G. Haza , F. Jensen ,
O. Kukral , G. Mocellin , M. Mulhearn , D. Pellett , B. Regnery , W. Wei , Y. Yao ,
F. Zhang 
























University of California, Los Angeles, California, USA

M. Bachtis , R. Cousins , A. Datta , J. Hauser , M. Ignatenko , M.A. Iqbal , T. Lam ,
E. Manca , W.A. Nash , D. Saltzberg , B. Stone , V. Valuev 




University of California, Riverside, Riverside, California, USA

R. Clare , M. Gordon, G. Hanson , W. Si , S. Wimpenny[†] 










University of California, San Diego, La Jolla, California, USA

J.G. Branson , S. Cittolin , S. Cooperstein , D. Diaz , J. Duarte , R. Gerosa , L. Gianini , J. Guiang , R. Kansal , V. Krutelyov , R. Lee , J. Letts , M. Masciovecchio ,
F. Mokhtar , M. Pieri , M. Quinnan , B.V. Sathia Narayanan , V. Sharma , M. Tadel ,
E. Vourliotis , F. Würthwein , Y. Xiang , A. Yagil 















University of California, Santa Barbara - Department of Physics, Santa Barbara, California, USA

L. Brennan , C. Campagnari , G. Collura , A. Dorsett , J. Incandela , M. Kilpatrick ,
J. Kim , A.J. Li , P. Masterson , H. Mei , M. Oshiro , J. Richman , U. Sarica ,
R. Schmitz , F. Setti , J. Sheplock , D. Stuart , S. Wang 














California Institute of Technology, Pasadena, California, USA

A. Bornheim , O. Cerri, A. Latorre, J.M. Lawhorn , J. Mao , H.B. Newman , T. Q. Nguyen , M. Spiropulu , J.R. Vlimant , C. Wang , S. Xie , R.Y. Zhu 

Carnegie Mellon University, Pittsburgh, Pennsylvania, USA

J. Alison , S. An , M.B. Andrews , P. Bryant , V. Dutta , T. Ferguson , A. Harilal , C. Liu , T. Mudholkar , S. Murthy , M. Paulini , A. Roberts , A. Sanchez , W. Terrill 







































































University of Colorado Boulder, Boulder, Colorado, USA

J.P. Cumalat , W.T. Ford , A. Hassani , G. Karathanasis , E. MacDonald, N. Manganello , F. Marini , A. Perloff , C. Savard , N. Schonbeck , K. Stenson , K.A. Ulmer , S.R. Wagner , N. Zipper 




















Cornell University, Ithaca, New York, USA

J. Alexander , S. Bright-Thonney , X. Chen , D.J. Cranshaw , J. Fan , X. Fan , D. Gadkari , S. Hogan , J. Monroy , J.R. Patterson , J. Reichert , M. Reid , A. Ryd , J. Thom , P. Wittich , R. Zou 















Fermi National Accelerator Laboratory, Batavia, Illinois, USA

M. Albrow , M. Alyari , O. Amram , G. Apollinari , A. Apresyan , L.A.T. Bauerdick , D. Berry , J. Berryhill , P.C. Bhat , K. Burkett , J.N. Butler , A. Canepa , G.B. Cerati , H.W.K. Cheung , F. Chlebana , G. Cummings , J. Dickinson , I. Dutta , V.D. Elvira , Y. Feng , J. Freeman , A. Gandrakota , Z. Gecse , L. Gray , D. Green, S. Grünendahl , D. Guerrero , O. Gutsche , R.M. Harris , R. Heller , T.C. Herwig , J. Hirschauer , L. Horyn , B. Jayatilaka , S. Jindariani , M. Johnson , U. Joshi , T. Klijsma , B. Klima , K.H.M. Kwok , S. Lammel , D. Lincoln , R. Lipton , T. Liu , C. Madrid , K. Maeshima , C. Mantilla , D. Mason , P. McBride , P. Merkel , S. Mrenna , S. Nahn , J. Ngadiuba , D. Noonan , V. Papadimitriou , N. Pastika , K. Pedro , C. Pena⁸⁸ , F. Ravera , A. Reinsvold Hall⁸⁹ , L. Ristori , E. Sexton-Kennedy , N. Smith , A. Soha , L. Spiegel , S. Stoynev , J. Strait , L. Taylor , S. Tkaczyk , N.V. Tran , L. Uplegger , E.W. Vaandering , I. Zoi 







University of Florida, Gainesville, Florida, USA

C. Aruta , P. Avery , D. Bourilkov , L. Cadamuro , P. Chang , V. Cherepanov , R.D. Field, E. Koenig , M. Kolosova , J. Konigsberg , A. Korytov , K.H. Lo, K. Matchev , N. Menendez , G. Mitselmakher , A. Muthirakalayil Madhu , N. Rawal , D. Rosenzweig , S. Rosenzweig , K. Shi , J. Wang 























Florida State University, Tallahassee, Florida, USA

T. Adams , A. Al Kadhim , A. Askew , N. Bower , R. Habibullah , V. Hagopian , R. Hashmi , R.S. Kim , S. Kim , T. Kolberg , G. Martinez, H. Prosper , P.R. Prova, O. Viazlo , M. Wulansatiti , R. Yohay , J. Zhang






Florida Institute of Technology, Melbourne, Florida, USA







B. Alsufyani, M.M. Baarmand , S. Butalla , T. Elkafrawy¹⁷ , M. Hohlmann , R. Kumar Verma , M. Rahmani, F. Yumiceva 

University of Illinois Chicago, Chicago, USA, Chicago, USA

M.R. Adams , C. Bennett, R. Cavanaugh , S. Dittmer , R. Escobar Franco , O. Evdokimov , C.E. Gerber , D.J. Hofman , J.h. Lee , D. S. Lemos , A.H. Merrit , C. Mills , S. Nanda , G. Oh , B. Ozek , D. Pilipovic , T. Roy , S. Rudrabhatla , M.B. Tonjes , N. Varelas , X. Wang , Z. Ye , J. Yoo 

The University of Iowa, Iowa City, Iowa, USA
























M. Alhousseini , D. Blend, K. Dilsiz⁹⁰ , L. Emediato , G. Karaman , O.K. Köseyan , J.-

P. Merlo, A. Mestvirishvili⁹¹ , J. Nachtman , O. Neogi, H. Ogul⁹² , Y. Onel , A. Penzo , C. Snyder, E. Tiras⁹³ 









Johns Hopkins University, Baltimore, Maryland, USA

B. Blumenfeld , L. Corcodilos , J. Davis , A.V. Gritsan , L. Kang , S. Kyriacou , P. Maksimovic , M. Roguljic , J. Roskes , S. Sekhar , M. Swartz , T.Á. Vámi 

The University of Kansas, Lawrence, Kansas, USA

A. Abreu , L.F. Alcerro Alcerro , J. Anguiano , P. Baringer , A. Bean , Z. Flowers , D. Grove, J. King , G. Krintiras , M. Lazarovits , C. Le Mahieu , C. Lindsey, J. Marquez , N. Minafra , M. Murray , M. Nickel , M. Pitt , S. Popescu⁹⁴ , C. Rogan , C. Royon , R. Salvatico , S. Sanders , C. Smith , Q. Wang , G. Wilson 



Kansas State University, Manhattan, Kansas, USA

B. Allmond , A. Ivanov , K. Kaadze , A. Kalogeropoulos , D. Kim, Y. Maravin , K. Nam, J. Natoli , D. Roy , G. Sorrentino 
























Lawrence Livermore National Laboratory, Livermore, California, USA

F. Rebassoo , D. Wright 










University of Maryland, College Park, Maryland, USA

E. Adams , A. Baden , O. Baron, A. Belloni , A. Bethani , Y.M. Chen , S.C. Eno , N.J. Hadley , S. Jabeen , R.G. Kellogg , T. Koeth , Y. Lai , S. Lascio , A.C. Mignerey , S. Nabili , C. Palmer , C. Papageorgakis , M.M. Paranjpe, L. Wang , K. Wong 

Massachusetts Institute of Technology, Cambridge, Massachusetts, USA

J. Bendavid , W. Busza , I.A. Cali , Y. Chen , M. D'Alfonso , J. Eysermans , C. Freer , G. Gomez-Ceballos , M. Goncharov, P. Harris, D. Hoang, D. Kovalskyi , J. Krupa , L. Lavezzo , Y.-J. Lee , K. Long , C. Mironov , C. Paus , D. Rankin , C. Roland , G. Roland , S. Rothman , Z. Shi , G.S.F. Stephans , J. Wang, Z. Wang , B. Wyslouch , T. J. Yang















University of Minnesota, Minneapolis, Minnesota, USA

B. Crossman , B.M. Joshi , C. Kapsiak , M. Krohn , D. Mahon , J. Mans , S. Pandey , M. Revering , R. Rusack , R. Saradhy , N. Schroeder , N. Strobbe , M.A. Wadud 

University of Mississippi, Oxford, Mississippi, USA

L.M. Cremaldi 


















University of Nebraska-Lincoln, Lincoln, Nebraska, USA

K. Bloom , M. Bryson, D.R. Claes , C. Fangmeier , F. Golf , J. Hossain , C. Joo , I. Kravchenko , I. Reed , J.E. Siado , G.R. Snow[†], W. Tabb , A. Wightman , F. Yan , D. Yu , A.G. Zecchinelli 





State University of New York at Buffalo, Buffalo, New York, USA

G. Agarwal , H. Bandyopadhyay , L. Hay , I. Iashvili , A. Kharchilava , C. McLean , M. Morris , D. Nguyen , J. Pekkanen , S. Rappoccio , H. Rejeb Sfar, A. Williams 

Northeastern University, Boston, Massachusetts, USA

























G. Alverson , E. Barberis , Y. Haddad , Y. Han , A. Krishna , J. Li , M. Lu , G. Madigan , B. Marzocchi , D.M. Morse , V. Nguyen , T. Orimoto , A. Parker , L. Skinnari , A. Tishelman-Charny , B. Wang , D. Wood 

Northwestern University, Evanston, Illinois, USA










S. Bhattacharya , J. Bueghly, Z. Chen , K.A. Hahn , Y. Liu , Y. Miao , D.G. Monk 

M.H. Schmitt , A. Taliercio , M. Velasco



















University of Notre Dame, Notre Dame, Indiana, USA

R. Band , R. Bucci, S. Castells , M. Cremonesi, A. Das , R. Goldouzian , M. Hildreth , K.W. Ho , K. Hurtado Anampa , C. Jessop , K. Lannon , J. Lawrence , N. Loukas , L. Lutton , J. Mariano, N. Marinelli, I. Mcalister, T. McCauley , C. Mcgrady , K. Mohrman , C. Moore , Y. Musienko¹³ , H. Nelson , M. Osherson , R. Ruchti , A. Townsend , M. Wayne , H. Yockey, M. Zarucki , L. Zygala 

The Ohio State University, Columbus, Ohio, USA

A. Basnet , B. Bylsma, M. Carrigan , L.S. Durkin , C. Hill , M. Joyce , A. Lesauvage , M. Nunez Ornelas , K. Wei, B.L. Winer , B. R. Yates 






















Princeton University, Princeton, New Jersey, USA

F.M. Addesa , H. Bouchamaoui , P. Das , G. Dezoort , P. Elmer , A. Frankenthal , B. Greenberg , N. Haubrich , S. Higginbotham , G. Kopp , S. Kwan , D. Lange , A. Loeliger , D. Marlow , I. Ojalvo , J. Olsen , D. Stickland , C. Tully 




University of Puerto Rico, Mayaguez, Puerto Rico, USA

S. Malik 















Purdue University, West Lafayette, Indiana, USA

A.S. Bakshi , V.E. Barnes , S. Chandra , R. Chawla , S. Das , A. Gu , L. Gutay, M. Jones , A.W. Jung , D. Kondratyev , A.M. Koshy, M. Liu , G. Negro , N. Neumeister , G. Paspalaki , S. Piperov , A. Purohit , J.F. Schulte , M. Stojanovic , J. Thieman , A. K. Viridi , F. Wang , W. Xie 












Purdue University Northwest, Hammond, Indiana, USA

J. Dolen , N. Parashar , A. Pathak 


Rice University, Houston, Texas, USA

D. Acosta , A. Baty , T. Carnahan , S. Dildick , K.M. Ecklund , P.J. Fernández Manteca , S. Freed, P. Gardner, F.J.M. Geurts , A. Kumar , W. Li , O. Miguel Colin , B.P. Padley , R. Redjimi, J. Rotter , E. Yigitbasi , Y. Zhang 

















University of Rochester, Rochester, New York, USA

A. Bodek , P. de Barbaro , R. Demina , J.L. Dulemba , C. Fallon, A. Garcia-Bellido , O. Hindrichs , A. Khukhunaishvili , P. Parygin⁸⁴ , E. Popova⁸⁴ , R. Taus , G.P. Van Onsem 









The Rockefeller University, New York, New York, USA

K. Goulianos 







Rutgers, The State University of New Jersey, Piscataway, New Jersey, USA

B. Chiarito, J.P. Chou , Y. Gershtein , E. Halkiadakis , A. Hart , M. Heindl , D. Jaroslowski , O. Karacheban²⁸ , I. Laflotte , A. Lath , R. Montalvo, K. Nash, H. Routray , S. Salur , S. Schnetzer, S. Somalwar , R. Stone , S.A. Thayil , S. Thomas, J. Vora , H. Wang 

University of Tennessee, Knoxville, Tennessee, USA












H. Acharya, D. Ally , A.G. Delannoy , S. Fiorendi , T. Holmes , N. Karunarathna , L. Lee , E. Nibigira , S. Spanier 

Texas A&M University, College Station, Texas, USA

D. Aebi , M. Ahmad , O. Bouhali⁹⁵ , M. Dalchenko , R. Eusebi , J. Gilmore 

T. Huang , T. Kamon⁹⁶ , H. Kim , S. Luo , S. Malhotra, R. Mueller , D. Overton , D. Rathjens , A. Safonov 









Texas Tech University, Lubbock, Texas, USA

N. Akchurin , J. Damgov , V. Hegde , A. Hussain , Y. Kazhykarim, K. Lamichhane , S.W. Lee , A. Mankel , T. Mengke, S. Muthumuni , T. Peltola , I. Volobouev , A. Whitbeck 

Vanderbilt University, Nashville, Tennessee, USA

E. Appelt , S. Greene, A. Gurrola , W. Johns , R. Kunnawalkam Elayavalli , A. Melo , F. Romeo , P. Sheldon , S. Tuo , J. Velkovska , J. Viinikainen 






















University of Virginia, Charlottesville, Virginia, USA

B. Cardwell , B. Cox , J. Hakala , R. Hirosky , A. Ledovskoy , A. Li , C. Neu , C.E. Perez Lara 

Wayne State University, Detroit, Michigan, USA

P.E. Karchin 

University of Wisconsin - Madison, Madison, Wisconsin, USA

A. Aravind, S. Banerjee , K. Black , T. Bose , S. Dasu , I. De Bruyn , P. Everaerts , C. Galloni, H. He , M. Herndon , A. Herve , C.K. Koraka , A. Lanaro, R. Loveless , J. Madhusudanan Sreekala , A. Mallampalli , A. Mohammadi , S. Mondal, G. Parida , D. Pinna, A. Savin, V. Shang , V. Sharma , W.H. Smith , D. Teague, H.F. Tsoi , W. Vetens , A. Warden 

Authors affiliated with an institute or an international laboratory covered by a cooperation agreement with CERN

S. Afanasiev , V. Andreev , Yu. Andreev , T. Aushev , M. Azarkin , A. Babaev , A. Belyaev , V. Blinov⁹⁷, E. Boos , V. Borshch , D. Budkouski , M. Chadeeva⁹⁷ , V. Chekhovsky, R. Chistov⁹⁷ , A. Dermenev , T. Dimova⁹⁷ , D. Druzhkin⁹⁸ , M. Dubinin⁸⁸ , L. Dudko , A. Ershov , G. Gavrilo , V. Gavrilo , S. Gninenko , V. Golovtsov , N. Golubev , I. Golutvin , I. Gorbunov , A. Gribushin , Y. Ivanov , V. Kachanov , A. Kaminskiy , L. Kardapoltsev⁹⁷ , V. Karjavine , A. Karneyev , V. Kim⁹⁷ , M. Kirakosyan, D. Kirpichnikov , M. Kirsanov , V. Klyukhin , O. Kodolova⁹⁹ , D. Konstantinov , V. Korenkov , A. Kozyrev⁹⁷ , N. Krasnikov , A. Lanev , P. Levchenko¹⁰⁰ , N. Lychkovskaya , V. Makarenko , A. Malakhov , V. Matveev⁹⁷ , V. Murzin , A. Nikitenko^{101,99} , S. Obraztsov , V. Oreshkin , V. Palichik , V. Perelygin , S. Petrushanko , S. Polikarpov⁹⁷ , V. Popov, O. Radchenko⁹⁷ , M. Savina , V. Savrin , D. Selivanova , V. Shalaev , S. Shmatov , S. Shulha , Y. Skovpen⁹⁷ , S. Slabospitskii , V. Smirnov , A. Snigirev , D. Sosnov , V. Sulimov , E. Tcherniaev , A. Terkulov , O. Teryaev , I. Tlisova , A. Toropin , L. Uvarov , A. Uzunian , A. Vorobyev[†], N. Voytishin , B.S. Yuldashev¹⁰², A. Zarubin , I. Zhizhin , A. Zhokin 

†: Deceased

¹Also at Yerevan State University, Yerevan, Armenia

²Also at TU Wien, Vienna, Austria

³Also at Institute of Basic and Applied Sciences, Faculty of Engineering, Arab Academy for Science, Technology and Maritime Transport, Alexandria, Egypt

⁴Also at Ghent University, Ghent, Belgium

⁵Also at Universidade Estadual de Campinas, Campinas, Brazil

⁶Also at Federal University of Rio Grande do Sul, Porto Alegre, Brazil

-
- ⁷Also at UFMS, Nova Andradina, Brazil
- ⁸Also at Nanjing Normal University, Nanjing, China
- ⁹Now at The University of Iowa, Iowa City, Iowa, USA
- ¹⁰Also at University of Chinese Academy of Sciences, Beijing, China
- ¹¹Also at University of Chinese Academy of Sciences, Beijing, China
- ¹²Also at Université Libre de Bruxelles, Bruxelles, Belgium
- ¹³Also at an institute or an international laboratory covered by a cooperation agreement with CERN
- ¹⁴Also at Helwan University, Cairo, Egypt
- ¹⁵Now at Zewail City of Science and Technology, Zewail, Egypt
- ¹⁶Also at British University in Egypt, Cairo, Egypt
- ¹⁷Now at Ain Shams University, Cairo, Egypt
- ¹⁸Also at Birla Institute of Technology, Mesra, Mesra, India
- ¹⁹Also at Purdue University, West Lafayette, Indiana, USA
- ²⁰Also at Université de Haute Alsace, Mulhouse, France
- ²¹Also at Department of Physics, Tsinghua University, Beijing, China
- ²²Also at The University of the State of Amazonas, Manaus, Brazil
- ²³Also at Erzincan Binali Yildirim University, Erzincan, Turkey
- ²⁴Also at University of Hamburg, Hamburg, Germany
- ²⁵Also at RWTH Aachen University, III. Physikalisches Institut A, Aachen, Germany
- ²⁶Also at Isfahan University of Technology, Isfahan, Iran
- ²⁷Also at Bergische University Wuppertal (BUW), Wuppertal, Germany
- ²⁸Also at Brandenburg University of Technology, Cottbus, Germany
- ²⁹Also at Forschungszentrum Jülich, Juelich, Germany
- ³⁰Also at CERN, European Organization for Nuclear Research, Geneva, Switzerland
- ³¹Also at Physics Department, Faculty of Science, Assiut University, Assiut, Egypt
- ³²Also at Wigner Research Centre for Physics, Budapest, Hungary
- ³³Also at Institute of Physics, University of Debrecen, Debrecen, Hungary
- ³⁴Also at Institute of Nuclear Research ATOMKI, Debrecen, Hungary
- ³⁵Now at Universitatea Babeş-Bolyai - Facultatea de Fizica, Cluj-Napoca, Romania
- ³⁶Also at Faculty of Informatics, University of Debrecen, Debrecen, Hungary
- ³⁷Also at Punjab Agricultural University, Ludhiana, India
- ³⁸Also at UPES - University of Petroleum and Energy Studies, Dehradun, India
- ³⁹Also at University of Visva-Bharati, Santiniketan, India
- ⁴⁰Also at University of Hyderabad, Hyderabad, India
- ⁴¹Also at Indian Institute of Science (IISc), Bangalore, India
- ⁴²Also at IIT Bhubaneswar, Bhubaneswar, India
- ⁴³Also at Institute of Physics, Bhubaneswar, India
- ⁴⁴Also at Deutsches Elektronen-Synchrotron, Hamburg, Germany
- ⁴⁵Also at Department of Physics, Isfahan University of Technology, Isfahan, Iran
- ⁴⁶Also at Sharif University of Technology, Tehran, Iran
- ⁴⁷Also at Department of Physics, University of Science and Technology of Mazandaran, Behshahr, Iran
- ⁴⁸Also at Italian National Agency for New Technologies, Energy and Sustainable Economic Development, Bologna, Italy
- ⁴⁹Also at Centro Siciliano di Fisica Nucleare e di Struttura Della Materia, Catania, Italy
- ⁵⁰Also at Università degli Studi Guglielmo Marconi, Roma, Italy
- ⁵¹Also at Scuola Superiore Meridionale, Università di Napoli 'Federico II', Napoli, Italy
- ⁵²Also at Fermi National Accelerator Laboratory, Batavia, Illinois, USA

- ⁵³Also at Laboratori Nazionali di Legnaro dell'INFN, Legnaro, Italy
- ⁵⁴Also at Università di Napoli 'Federico II', Napoli, Italy
- ⁵⁵Also at Consiglio Nazionale delle Ricerche - Istituto Officina dei Materiali, Perugia, Italy
- ⁵⁶Also at Riga Technical University, Riga, Latvia
- ⁵⁷Also at Department of Applied Physics, Faculty of Science and Technology, Universiti Kebangsaan Malaysia, Bangi, Malaysia
- ⁵⁸Also at Consejo Nacional de Ciencia y Tecnología, Mexico City, Mexico
- ⁵⁹Also at Trincomalee Campus, Eastern University, Sri Lanka, Nilaveli, Sri Lanka
- ⁶⁰Also at INFN Sezione di Pavia, Università di Pavia, Pavia, Italy
- ⁶¹Also at National and Kapodistrian University of Athens, Athens, Greece
- ⁶²Also at Ecole Polytechnique Fédérale Lausanne, Lausanne, Switzerland
- ⁶³Also at University of Vienna Faculty of Computer Science, Vienna, Austria
- ⁶⁴Also at Universität Zürich, Zurich, Switzerland
- ⁶⁵Also at Stefan Meyer Institute for Subatomic Physics, Vienna, Austria
- ⁶⁶Also at Laboratoire d'Annecy-le-Vieux de Physique des Particules, IN2P3-CNRS, Annecy-le-Vieux, France
- ⁶⁷Also at Near East University, Research Center of Experimental Health Science, Mersin, Turkey
- ⁶⁸Also at Konya Technical University, Konya, Turkey
- ⁶⁹Also at Izmir Bakircay University, Izmir, Turkey
- ⁷⁰Also at Adiyaman University, Adiyaman, Turkey
- ⁷¹Also at Necmettin Erbakan University, Konya, Turkey
- ⁷²Also at Bozok Universitetesi Rektörlüğü, Yozgat, Turkey
- ⁷³Also at Marmara University, Istanbul, Turkey
- ⁷⁴Also at Milli Savunma University, Istanbul, Turkey
- ⁷⁵Also at Kafkas University, Kars, Turkey
- ⁷⁶Also at Hacettepe University, Ankara, Turkey
- ⁷⁷Also at Istanbul University - Cerrahpasa, Faculty of Engineering, Istanbul, Turkey
- ⁷⁸Also at Yildiz Technical University, Istanbul, Turkey
- ⁷⁹Also at Vrije Universiteit Brussel, Brussel, Belgium
- ⁸⁰Also at School of Physics and Astronomy, University of Southampton, Southampton, United Kingdom
- ⁸¹Also at University of Bristol, Bristol, United Kingdom
- ⁸²Also at IPPP Durham University, Durham, United Kingdom
- ⁸³Also at Monash University, Faculty of Science, Clayton, Australia
- ⁸⁴Now at an institute or an international laboratory covered by a cooperation agreement with CERN
- ⁸⁵Also at Università di Torino, Torino, Italy
- ⁸⁶Also at Bethel University, St. Paul, Minnesota, USA
- ⁸⁷Also at Karamanoğlu Mehmetbey University, Karaman, Turkey
- ⁸⁸Also at California Institute of Technology, Pasadena, California, USA
- ⁸⁹Also at United States Naval Academy, Annapolis, Maryland, USA
- ⁹⁰Also at Bingol University, Bingol, Turkey
- ⁹¹Also at Georgian Technical University, Tbilisi, Georgia
- ⁹²Also at Sinop University, Sinop, Turkey
- ⁹³Also at Erciyes University, Kayseri, Turkey
- ⁹⁴Also at Horia Hulubei National Institute of Physics and Nuclear Engineering (IFIN-HH), Bucharest, Romania
- ⁹⁵Also at Texas A&M University at Qatar, Doha, Qatar

⁹⁶Also at Kyungpook National University, Daegu, Korea

⁹⁷Also at another institute or international laboratory covered by a cooperation agreement with CERN

⁹⁸Also at Universiteit Antwerpen, Antwerpen, Belgium

⁹⁹Also at Yerevan Physics Institute, Yerevan, Armenia

¹⁰⁰Also at Northeastern University, Boston, Massachusetts, USA

¹⁰¹Also at Imperial College, London, United Kingdom

¹⁰²Also at Institute of Nuclear Physics of the Uzbekistan Academy of Sciences, Tashkent, Uzbekistan