



Measurement of CP asymmetries and branching fraction ratios of B^- decays to two charm mesons

LHCb collaboration[†]

Abstract

The CP asymmetries of seven B^- decays to two charm mesons are measured using data corresponding to an integrated luminosity of 9 fb^{-1} of proton-proton collisions collected by the LHCb experiment. Decays involving a D^{*0} or D_s^{*-} meson are analysed by reconstructing only the D^0 or D_s^- decay products. This paper presents the first measurement of $\mathcal{A}^{CP}(B^- \rightarrow D_s^{*-} D^0)$ and $\mathcal{A}^{CP}(B^- \rightarrow D_s^- D^{*0})$, and the most precise measurement of the other five CP asymmetries. There is no evidence of CP violation in any of the analysed decays. Additionally, two ratios between branching fractions of selected decays are measured.

Published in JHEP 09 (2023) 202

© 2023 CERN for the benefit of the LHCb collaboration. CC BY 4.0 licence.

[†]Authors are listed at the end of this paper.

1 Introduction

The breaking of the combined charge-parity (CP) symmetry in weak interactions arises in the Standard Model (SM) from a single irreducible complex phase in the Cabibbo-Kobayashi-Maskawa matrix [1, 2]. Direct CP violation, namely differences in the decay rates between CP -conjugate processes, results from the interference between two or more amplitudes that have different weak and strong phases. The CP asymmetries in $B^- \rightarrow D_{(s)}^{(*)-} D^{(*)0}$ decays¹ are defined as

$$\mathcal{A}^{CP} \equiv \frac{\Gamma(B^- \rightarrow D_{(s)}^{(*)-} D^{(*)0}) - \Gamma(B^+ \rightarrow D_{(s)}^{(*)+} \bar{D}^{(*)0})}{\Gamma(B^- \rightarrow D_{(s)}^{(*)-} D^{(*)0}) + \Gamma(B^+ \rightarrow D_{(s)}^{(*)+} \bar{D}^{(*)0})}, \quad (1)$$

where D^{*-} refers to the $D^*(2010)^-$ and D^{*0} to the $D^*(2007)^0$ mesons.

Interference of dominant tree-level amplitudes with sub-dominant loop-level and annihilation amplitudes (Fig. 1) produces nonzero direct CP asymmetries in the decays of B mesons to two charm mesons. These are predicted to be small in the SM, up to 1% for decays involving $b \rightarrow c\bar{c}s$ transitions and up to 5% for decays involving $b \rightarrow c\bar{c}d$ transitions [3–6], as shown in Table 1. These values may be enhanced by poorly understood QCD penguin diagrams [7] or contributions from models beyond the SM (BSM) such as supersymmetry [3], supergravity [5] and a fourth generation of quarks [6]. A combined analysis of CP asymmetries and branching fractions would help to discriminate between potential BSM effects and enhanced QCD penguin contributions.

This paper describes a measurement of the CP asymmetry of the seven $B^- \rightarrow D_{(s)}^{(*)-} D^{(*)0}$ decays shown in Table 1. In addition, measurements are presented of the branching fraction ratios

$$R(D^- D^0 / D_s^- D^0) \equiv \frac{\mathcal{B}(B^- \rightarrow D^- D^0) \mathcal{B}(D^- \rightarrow K^+ \pi^- \pi^-)}{\mathcal{B}(B^- \rightarrow D_s^- D^0) \mathcal{B}(D_s^- \rightarrow K^+ K^- \pi^-)} \quad (2)$$

and

$$R(D^{*-} D^0 / D^- D^0) \equiv \frac{\mathcal{B}(B^- \rightarrow D^{*-} D^0) \mathcal{B}(D^{*-} \rightarrow \bar{D}^0 \pi^-) \mathcal{B}(\bar{D}^0 \rightarrow K^+ \pi^-)}{\mathcal{B}(B^- \rightarrow D^- D^0) \mathcal{B}(D^- \rightarrow K^+ \pi^- \pi^-)}. \quad (3)$$

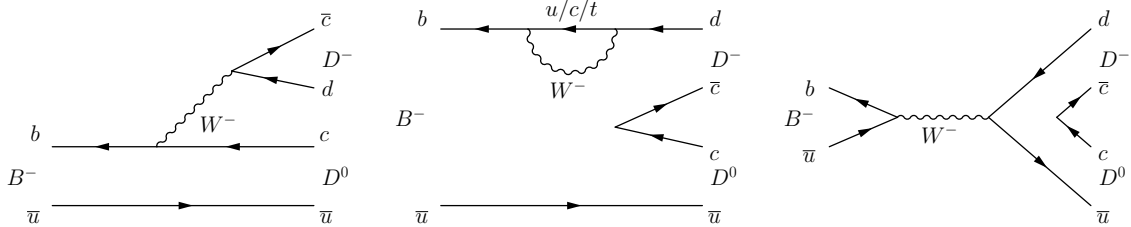


Figure 1: Illustration of (left) tree, (centre) loop and (right) annihilation diagram contributions to the decay $B^- \rightarrow D^- D^0$ in the SM. Similar diagrams, with the d quark replaced by an s quark, apply to the decay $B^- \rightarrow D_s^- D^0$. These diagrams also apply to decays with excited charm mesons.

Table 1: Predictions in the SM (first four columns) and world average measurements (final column) of CP asymmetries for B^- decays to two charm mesons in percent.

Decay	Ref. [3]	Ref. [4]	Ref. [5]	Ref. [6]	Measured [8]
$B^- \rightarrow D_s^- D^0$	-0.28 ± 0.06	-	$-0.26^{+0.05}_{-0.04}$	-0.14 ± 0.25	-0.4 ± 0.7
$B^- \rightarrow D_s^{*-} D^0$	-0.065 ± 0.005	-	$-0.07^{+0.03}_{-0.02}$	-0.01 ± 0.10	-
$B^- \rightarrow D_s^- D^{*0}$	0.045 ± 0.015	-	$0.03^{+0.02}_{-0.02}$	0.08 ± 0.03	-
$B^- \rightarrow D^- D^0$	4.95 ± 1.08	$0.6^{+0.6}_{-0.1}$	$4.4^{+1.1}_{-0.4}$	-	1.6 ± 2.5
$B^- \rightarrow D^- D^{*0}$	-0.80 ± 0.35	$-0.5^{+0.1}_{-0.4}$	$-0.6^{+0.4}_{-0.2}$	-	13 ± 18
$B^- \rightarrow D^{*-} D^0$	1.19 ± 0.16	$0.1^{+0.6}_{-0.1}$	$1.2^{+0.4}_{-0.3}$	-	-6 ± 13
$B^- \rightarrow D^{*-} D^{*0}$	1.19 ± 0.16	$0.2^{+0.0}_{-0.1}$	$1.2^{+0.4}_{-0.3}$	-	-15 ± 11

The most precise measurements of the CP asymmetries in $B^- \rightarrow D_{(s)}^- D^0$ decays use data collected by the LHCb experiment at centre-of-mass energies of $\sqrt{s} = 7$ TeV and 8 TeV corresponding to an integrated luminosity of 3 fb^{-1} of proton-proton (pp) collisions [9]. Measurements of the CP asymmetries for $B^- \rightarrow D^{(*)-} D^{(*)0}$ decays are provided by the Belle and BaBar experiments [10, 11]. No previous measurements of $\mathcal{A}^{CP}(B^- \rightarrow D_s^- D^{*0})$ and $\mathcal{A}^{CP}(B^- \rightarrow D_s^{*-} D^0)$ exist. The branching fractions $\mathcal{B}(B^- \rightarrow D_s^- D^0) = (9.0 \pm 0.9) \times 10^{-3}$, $\mathcal{B}(B^- \rightarrow D^- D^0) = (3.8 \pm 0.4) \times 10^{-4}$ and $\mathcal{B}(B^- \rightarrow D^{*-} D^0) = (3.9 \pm 0.5) \times 10^{-4}$ have been measured by Belle [11, 12] and BaBar [13, 14]; LHCb has measured the branching fraction of $B^- \rightarrow D_s^- D^0$ decays relative to $B^0 \rightarrow D_s^- D^+$ decays [15]. The world average values are $R(D^- D^0 / D_s^- D^0) = (7.4 \pm 1.1) \times 10^{-2}$ and $R(D^{*-} D^0 / D^- D^0) = 0.29 \pm 0.05$ [8].

The measurements presented in this paper use pp collision data collected by the LHCb experiment, corresponding to an integrated luminosity of 9 fb^{-1} , of which 1 fb^{-1} was recorded at centre-of-mass energy $\sqrt{s} = 7$ TeV, 2 fb^{-1} at $\sqrt{s} = 8$ TeV and 6 fb^{-1} at $\sqrt{s} = 13$ TeV. The data taken at 7 and 8 TeV are referred to as Run 1, and the data taken at 13 TeV as Run 2.

Decays are reconstructed in the $D_s^- D^0$, $D^- D^0$ or $D^{*-} D^0$ final states. Decays involving one D_s^{*-} or D^{*0} meson are partially reconstructed with a photon or neutral pion that is not reconstructed. These decays manifest themselves as broad structures in the invariant mass distributions of the charm meson candidate pairs, below the B^- mass. Charm mesons are reconstructed in the $D^0 \rightarrow K^- \pi^+$, $D^0 \rightarrow K^- \pi^+ \pi^- \pi^+$, $D^- \rightarrow K^+ \pi^- \pi^-$, $D_s^- \rightarrow K^- K^+ \pi^-$ and $D^{*-} \rightarrow \bar{D}^0 \pi^-$ decay modes. In the $B^- \rightarrow D^{*-} D^0$ final state, at least one of the neutral charm mesons is required to decay as $D^0 \rightarrow K^- \pi^+$. When measuring $R(D^{*-} D^0 / D^- D^0)$, only decays of the \bar{D}^0 from the D^{*-} to $K^+ \pi^-$ are considered to minimise uncertainties from differences between the $D^{*-} D^0$ and $D^- D^0$ decay modes.

The measurements of $\mathcal{A}^{CP}(B^- \rightarrow D_{(s)}^{(*)-} D^{(*)0})$ are determined from the raw asymmetries

$$\mathcal{A}_{\text{raw}} \equiv \frac{N(B^- \rightarrow D_{(s)}^{(*)-} D^{(*)0}) - N(B^+ \rightarrow D_{(s)}^{(*)+} \bar{D}^{(*)0})}{N(B^- \rightarrow D_{(s)}^{(*)-} D^{(*)0}) + N(B^+ \rightarrow D_{(s)}^{(*)+} \bar{D}^{(*)0})}, \quad (4)$$

where N indicates the observed, uncorrected yield in the respective decay channel. The raw asymmetries differ from the CP asymmetries due to charge asymmetries in production of the B^- meson and detection of the final states. Since the asymmetries are small,

¹The inclusion of charge-conjugate processes is implied throughout except in the discussion of asymmetries.

higher-order terms corresponding to products of the asymmetries can be neglected, and the following relation holds

$$\mathcal{A}^{CP} = \mathcal{A}_{\text{raw}} - \mathcal{A}_{\text{P}} - \mathcal{A}_{\text{D}}, \quad (5)$$

where \mathcal{A}_{P} is the asymmetry in the production cross-sections, σ , of B^\pm mesons,

$$\mathcal{A}_{\text{P}} \equiv \frac{\sigma(B^-) - \sigma(B^+)}{\sigma(B^-) + \sigma(B^+)}, \quad (6)$$

and \mathcal{A}_{D} is the asymmetry of the detection efficiencies, ε ,

$$\mathcal{A}_{\text{D}} \equiv \frac{\varepsilon(B^- \rightarrow D_{(s)}^{(*)-} D^{(*)0}) - \varepsilon(B^+ \rightarrow D_{(s)}^{(*)+} \bar{D}^{(*)0})}{\varepsilon(B^- \rightarrow D_{(s)}^{(*)-} D^{(*)0}) + \varepsilon(B^+ \rightarrow D_{(s)}^{(*)+} \bar{D}^{(*)0})}. \quad (7)$$

Production and detection asymmetries are evaluated with measurements from calibration data samples that are corrected to match the kinematics of the signal decays.

Ratios of branching fractions are measured for the fully reconstructed decays where high precision is achievable. These ratios are derived from the ratio of the efficiency-corrected yields,

$$R(D^- D^0 / D_s^- D^0) = \frac{N(B^- \rightarrow D^- D^0) \varepsilon(B^- \rightarrow D_s^- D^0)}{N(B^- \rightarrow D_s^- D^0) \varepsilon(B^- \rightarrow D^- D^0)}. \quad (8)$$

The detection efficiency ε includes the acceptance, reconstruction and selection efficiencies, and is determined using simulated samples of signal decays. The quantity $R(D^{*-} D^0 / D^- D^0)$ is measured analogously.

2 Detector and simulation

The LHCb detector [16, 17] is a single-arm forward spectrometer covering the pseudorapidity range $2 < \eta < 5$, designed for the study of particles containing b or c quarks. The detector includes a high-precision tracking system consisting of a silicon-strip vertex detector surrounding the pp interaction region [18], a large-area silicon-strip detector located upstream of a dipole magnet with a bending power of about 4 Tm and three stations of silicon-strip detectors and straw drift tubes [19, 20] placed downstream of the magnet.

The tracking system provides a measurement of the momentum, p , of charged particles with a relative uncertainty that varies from 0.5% at low momentum to 1.0% at 200 GeV/ c . The minimum distance of a track to a primary pp collision vertex (PV), the impact parameter, is measured with a resolution of $(15 + 29/p_{\text{T}}) \mu\text{m}$, where p_{T} is the component of the momentum transverse to the beam, in GeV/ c . Different types of charged hadrons are distinguished using information from two ring-imaging Cherenkov detectors [21]. Photons, electrons and hadrons are identified by a calorimeter system consisting of scintillating-pad and preshower detectors, an electromagnetic calorimeter (ECAL) and a hadronic calorimeter (HCAL). Muons are identified by a system composed of alternating layers of iron and multiwire proportional chambers [22]. The online event selection is performed by a trigger [23], which consists of a hardware stage, based on information from the calorimeter and muon systems, followed by a software stage, which applies a full event reconstruction.

At the hardware trigger stage, events are required to have a muon with high p_T or a hadron, photon or electron with high transverse energy in the calorimeters. For hadrons, the typical transverse energy threshold is 3.5 GeV. Signal candidates may be accepted if the candidate itself causes a positive decision for the hadron trigger, hereafter called trigger on signal (TOS), or due to the other particles produced in the pp collision, hereafter called trigger independent of signal (TIS). The software trigger requires a two-, three- or four-track secondary vertex with a significant displacement from any PV. At least one track should have $p_T > 1.7 \text{ GeV}/c$ and χ_{IP}^2 with respect to any PV greater than 16, where χ_{IP}^2 is defined as the difference in the vertex-fit χ^2 of a given PV reconstructed with and without the considered particle. A multivariate algorithm [24, 25] is used for the identification of secondary vertices consistent with the decay of a b hadron.

Simulated events are used for the evaluation of signal efficiencies and in the training of multivariate classifiers. Additionally, simulation of the invariant-mass and kinematic distributions of signal candidates are important for measuring the raw asymmetry and determining the production and detection asymmetries, respectively. In the simulation, pp collisions are generated using PYTHIA [26] with a specific LHCb configuration [27]. Decays of hadronic particles are described by EVTGEN [28], in which final-state radiation is generated using PHOTOS [29]. The interaction of the generated particles with the detector, and its response, are implemented using the GEANT4 toolkit [30] as described in Ref. [31]. The simulated B^- production cross-section is corrected to match the observed spectrum of $B^- \rightarrow D_s^- D^0$ decays in data where the background is subtracted using the $m(D_s^- D^0)$ sidebands. The correction is applied as a function of the transverse momentum and rapidity of the B^- meson and the number of tracks in the event, using a gradient boosted reweighter [32] technique. The weights are determined separately for Run 1 and Run 2. In the cases where the $D^0 \rightarrow K^- \pi^+ \pi^- \pi^+$ decay is simulated according to a uniform distribution in the phase space, a gradient boosted reweighter is used to correct the simulation as a function of the two- and three-body invariant mass combinations of the D^0 decay products to match background-subtracted data. In addition, corrections using control samples are applied to the simulated events to improve the agreement with data regarding particle identification (PID) variables, the momentum scale and the momentum resolution. The visible momentum distribution of the B^- meson is softer in decays with an unreconstructed particle. For such decays, the kinematic distributions are estimated by weighting the simulated distributions of fully reconstructed decays by a function of the form $p^{-\alpha}$ where the power is established using the observed function in data.

3 Candidate selection

Charm meson candidates are reconstructed by combining 2, 3 or 4 good-quality final-state tracks that have a significant impact parameter with all reconstructed PVs. The tracks are required to form a high-quality vertex and the scalar sum of the p_T of the tracks must exceed 1.8 GeV/ c . To reduce background from misidentified particles, the pion and kaon candidates must also satisfy loose criteria on $\text{DLL}_{K\pi}$, the ratio of the likelihood between the kaon and pion PID hypotheses. Since the detection asymmetry of kaons is large and the interaction cross-section of charged kaons with matter varies rapidly at low momenta [8], all kaons are required to have momenta greater than 3.0 GeV/ c . The reconstructed mass of D^0 , D_s^- and D^- candidates is required to be within 25 MeV/ c^2 of

their known values [8]. For channels with a fully reconstructed D^{*-} meson that decays to $\bar{D}^0\pi^-$, the mass difference Δm between the D^{*-} and the \bar{D}^0 candidates is required to be within $10 \text{ MeV}/c^2$ of the known value [8]. If more than one charm-meson candidate is formed from the same combination of tracks, only the most compatible with the charm-meson hypothesis according to the $\text{DLL}_{K\pi}$ of the tracks and, for $D_{(s)}^-$ candidates, the consistency of the mass of two opposite-charged tracks with that of the $\phi(1020)$ meson, is selected.

In events with at least one $D_{(s)}^{*-}$ candidate and at least one D^0 candidate, the charm mesons are combined to form a B^- candidate if the combination has a p_T greater than $4.0 \text{ GeV}/c$, forms a good-quality vertex and points back to a PV. The reconstructed decay time of the charm meson candidates with respect to the B^- vertex divided by its uncertainty, t/σ_t , is required to exceed -3 for D_s^- and D^0 mesons. This requirement is increased to $+3$ for the longer-lived D^- meson to eliminate background from $B^- \rightarrow D^0\pi^-\pi^+\pi^-$ decays where the positively charged pion is misidentified as a kaon. Candidate B^- decays that are compatible with the combination of a $B^0 \rightarrow D^{(*)-}\pi^+(\pi^-\pi^+)$ or $B_s^0 \rightarrow D_s^-\pi^+(\pi^-\pi^+)$ decay with one or three charged tracks, according to the invariant mass of a subset of the tracks forming the candidate, are rejected. To eliminate duplicate tracks, the opening angle between any pair of final-state particles is required to be at least 0.5 mrad . The invariant-mass resolution of B^- decays is significantly improved by applying a kinematic fit [33]. This fit constrains the invariant masses of the D^0 and the $D_{(s)}^-$ candidates to their known values [8], all trajectories of the decay products from the $D_{(s)}^-$, D^0 , D^{*-} and B^- decays to originate from their corresponding decay vertex, and the B^- candidate to originate from the PV with which it has the smallest χ_{IP}^2 .

To reduce the combinatorial background while maintaining high signal efficiency, a multivariate selection based on a boosted decision tree (BDT) [34, 35] is employed. The BDT classifiers exploit kinematic and PID properties of selected candidates, namely: the fit quality of the B^- , $D_{(s)}^-$ and D^0 candidate decay vertices; the value of χ_{IP}^2 of the B^- candidate; the values of t/σ_t of the B^- , $D_{(s)}^-$ and D^0 candidates; the unconstrained reconstructed masses of the $D_{(s)}^-$ and D^0 candidates; the Δm for the D^{*-} candidate; and the reconstructed masses of the pairs of opposite-charge tracks from the $D_{(s)}^-$ candidate. In addition, for each $D_{(s)}^-$ and D^0 candidate, the smallest value of p_T and the smallest value of χ_{IP}^2 among the decay products and the smallest (largest) value of $\text{DLL}_{K\pi}$ among all kaon (pion) candidates, are included as input variables for the BDT classifiers.

The BDT classifier for the branching fraction measurement is trained with a reduced set of variables that are accurately modelled in simulation or whose data-simulation differences can be corrected using the Cabbibo-favoured $B^- \rightarrow D_s^- D^0$ decay. The variables removed are: the vertex fit quality and t/σ_t for the $D_{(s)}^-$ candidates and \bar{D}^0 candidates from a D^{*-} ; the reconstructed masses of the pairs of opposite-charge tracks from the $D_{(s)}^-$ candidate; the Δm of the D^{*-} candidate; and the values of $\text{DLL}_{K\pi}$.

The BDT classifiers are trained separately for the $D_s^- D^0$, $D^- D^0$ and $D^{*-} D^0$ final states, for the $D^0 \rightarrow K^-\pi^+$ and $D^0 \rightarrow K^-\pi^+\pi^-\pi^+$ decay channels and for the Run 1 and Run 2 data samples. The BDT training uses corrected simulated signal samples and data in the upper mass sideband of the B^- meson ($5350 < m(D_{(s)}^{*-} D^0) < 6200 \text{ MeV}/c^2$) as background. To increase the size of the background sample, the charm meson invariant-mass intervals are increased from $\pm 25 \text{ MeV}/c^2$ to $\pm 75 \text{ MeV}/c^2$ and so-called wrong-sign

$B^- \rightarrow D_{(s)}^{(*)-} \bar{D}^0$ candidates are also included. Five-fold cross-training [36] is used to avoid biases in the calculation of the output of the BDT classifiers. No dependence of the BDT classifiers on candidate charge or magnet polarity is observed.

The BDT classifiers combines all input variables into a single discriminant. The optimal requirement on this value is determined by maximizing $N_S/\sqrt{N_S + N_B}$, where N_S is the expected signal yield, determined from the initial signal yield in data multiplied by the efficiency of the BDT requirement from simulation, and N_B is the background yield in a $\pm 20 \text{ MeV}/c^2$ interval around the B^- mass. This selection has an efficiency of 87% to 98% and a background rejection of 81% to 98%.

Up to 3% of events in data passing all selection and within $\pm 40 \text{ MeV}/c^2$ of the B^- mass contain more than one B^+ or B^- candidate in a given decay channel. For the measurement of \mathcal{A}^{CP} , all candidates are retained to avoid biasing the detection asymmetries, while for measurements of the branching fractions, only one randomly selected candidate is retained per event.

4 Measurement of the raw asymmetries and yields

Raw asymmetries and yields are determined with an extended maximum-likelihood fit to the invariant-mass distribution of $B^- \rightarrow D_{(s)}^{(*)-} D^0$ candidates in the data. The fit is performed in the range $4870 \leq m(D_{(s)}^{(*)-} D^0) \leq 5400 \text{ MeV}/c^2$ in bins of width $1 \text{ MeV}/c^2$. The fit is performed simultaneously on the B^- and B^+ candidates and separate fits are performed for Run 1 and Run 2 data and for each D^0 meson decay mode. The model includes: components for the signal decays; decays of a B^- , B^0 or B_s^0 meson to $D^* D^{(*)}$ where one or both excited charm mesons emit a photon or pion that is not reconstructed; partially reconstructed decays of a B^- or B^0 meson to a P -wave charm meson excitation (referred to as D^{**}) plus another charm meson; $B^- \rightarrow D^0 K^- K^+ \pi^-$ decays; cross-feed of Cabbibo-favoured $B^- \rightarrow D_s^- D^0$ decays to Cabbibo-suppressed $B^- \rightarrow D^- D^0$ decays; and the combinatorial background.

The invariant-mass distribution of $B^- \rightarrow D_{(s)}^{(*)-} D^0$ decays is described by the sum of a Gaussian function and a double sided Crystal Ball (DSCB) function, which is a Crystal Ball [37] function extended to have power-law tails on both the low-mass and the high-mass sides. The DSCB and Gaussian functions share a common peak position. The tail parameters of the DSCB function and the ratio of the integrals of the DSCB and Gaussian components are fixed from simulation. The ratio of the widths of the DSCB and Gaussian functions is constrained from simulation. The peak position and the overall width are free parameters in the fit to data.

The invariant-mass distribution of B^- , B^0 or B_s^0 meson decays to two charm mesons, where one of the excited charm mesons emits a pion or photon that is not reconstructed, is parameterised by a parabola convolved with a resolution function. The parameters of the parabola depend analytically on the spin of the charm mesons and the missing particle, the polarisation of the vector states in pseudoscalar to vector vector decays and the masses of the particles in the decay chain [38, 39]. The parabola endpoints, which depend on the particle masses, are allowed to vary from their expected values by a shift that is shared with the shift of the fully reconstructed signal peak position from the B^- meson mass. The parabola is multiplied by a linear function [38] with gradient shared between all decays to the same final state, to account for the dependence of reconstruction

and selection efficiencies on the invariant mass. The product is convolved with a resolution function that is the sum of four Gaussian functions, of which two act as the core of the resolution function and two act as the small high- and low-mass tails. The integral of the narrower core Gaussian component and the width ratio between the two core Gaussian components are fixed to match the integral of the Gaussian component and the width ratio between the Gaussian and DSCB components in the fully reconstructed signal model. The tail parameters are fixed using a fit of the resolution model to fully reconstructed signal simulation.

Decays of B^- , B^0 or B_s^0 mesons to two excited charm mesons (denoted as $B \rightarrow D^* D^*$), where both excited charm mesons emit an unreconstructed pion or photon, exhibit a more complicated invariant mass distribution. These distributions are obtained using simulation where the detector resolution is obtained from simulated fully reconstructed $B^- \rightarrow D_{(s)}^{(*)-} D^0$ decays. Kernel fits [40] to this simulation, multiplied by a linear function to include the dependence of efficiency upon invariant mass, are used to model these decays. The linear gradient is shared between all such decays contributing to a final state.

Separate simulation samples are generated for each D^{*-} , D^{*0} and D_s^{*-} decay and for both longitudinal and transverse polarisations in pseudoscalar decays to two vectors. The relative yield corresponding to each D^* decay is fixed according to known branching fractions [8]. The longitudinal polarisation fraction corresponding to the $B^- \rightarrow D^{*-} D^{*0}$ signal decay varies freely in the $D^{*-} D^0$ final state to avoid a strong dependence of the results on theory predictions. Elsewhere, polarisation fractions are fixed to measured values or theory predictions [3–6, 8, 41, 42]. No measurements or predictions of $f_L(B_s^0 \rightarrow D^{*-} D^{*+})$ are available, so this parameter is assigned a value of 50% in the baseline model. For decays with two missing particles, the relative yields for the B^- and B^0 decays are fixed using the measured branching fractions [8, 10, 42] and assuming equal production of the B^- and B^0 mesons. The ratios between the yields of the B_s^0 and B^0 meson decays to the same final state are fixed according to: measured branching fractions [8, 43, 44] or predictions where measurements are not available [3–5]; the ratio of the B_s^0 to B^0 fragmentation fractions (f_s/f_d) [45]; and the efficiency ratio $\varepsilon(B_s^0)/\varepsilon(B^0)$, which is estimated from the range of values in studies of $B_s^0 \rightarrow D^{*\pm} D^{(*)\mp}$ decays at LHCb [43, 44].

Decays of a B meson to a D^{**} meson plus a fully reconstructed charm meson (denoted as $B \rightarrow D^{**} D$) where the decay chain of the D^{**} contains one or more pions or photons that are not reconstructed, enter the fit region at low invariant mass. The model of these decays includes the $D_0^*(2300)$, $D_1(2420)$, $D_1(2430)$, $D_2^*(2460)$, $D_{s0}^*(2317)$ and $D_{s1}(2460)$ mesons and all decay chains of each D^{**} that have non-negligible branching fractions. The invariant-mass model for each decay is obtained in the same way as for $B \rightarrow D^* D^*$ with two missing particles and shares the efficiency gradient. The relative yield of each decay is fixed using measured D^{**} and D^* branching fractions [8, 13], assuming in the baseline model equal branching fractions for each $B \rightarrow D^{**} D$ decay and equal production of B^- and B^0 mesons.

The yield of the Cabibbo-favoured $B^- \rightarrow D^0 K^- K^+ \pi^-$ decay is strongly suppressed by the invariant mass and t/σ_t requirements on the D_s^- meson, but it still forms a non-negligible background. This background is modelled by a DSCB function. The peak position is shared with the fully reconstructed signal. Other shape parameters are determined from a fit to simulated decays and corrected for the difference in the resolution between data and simulation using fully reconstructed signal. The yields are determined from the D_s^- sidebands and are approximately 3% of the fully reconstructed signal yield.

Cross-feed of Cabibbo-favoured $B^- \rightarrow D_s^- D^0$ decays to the $D^- D^0$ final state is suppressed by PID requirements, but simulated samples predict that the yield of this cross-feed is 4% of the yield of the $B^- \rightarrow D^- D^0$ decay. This misidentified background is modelled by the sum of two Gaussian functions with a shared mean, and the shape parameters are obtained from a fit to simulated samples. The combinatorial background is described by an exponential function.

To improve precision on the raw asymmetries of signal decays, the raw asymmetries of background processes are constrained wherever constraints are available from external inputs or other channels in this analysis. The value of \mathcal{A}_{raw} for the $B_{(s)}^0 \rightarrow D^{*-} D^{*+}$ decay, involving a CP -symmetric final state, is constrained to the detection asymmetry of the partially reconstructed decay products (Sect. 5). The time-integrated raw asymmetry of the $B^0 \rightarrow D^- D^{*+}$ decay is approximated as

$$\mathcal{A}_{\text{raw}}(B^0 \rightarrow D^- D^{*+}) = \mathcal{A}^{CP}(B^0 \rightarrow D^- D^{*+}) + \mathcal{A}_{\text{D}}(B^0 \rightarrow D^- D_{[D^0]}^{*+}), \quad (9)$$

where $\mathcal{A}^{CP}(B^0 \rightarrow D^- D^{*+})$ has been measured [8] and $\mathcal{A}_{\text{D}}(B^0 \rightarrow D^- D_{[D^0]}^{*+})$ is the detection asymmetry when the D^{*+} is partially reconstructed as a D^0 , and neglecting the $\mathcal{O}(0.1\%)$ contribution from time-dependent flavour oscillations convolved with the production asymmetry. The raw asymmetry of the $B^0 \rightarrow D_s^- D^{*+}$ decay is constrained to

$$\mathcal{A}_{\text{raw}}(B^0 \rightarrow D_s^- D^{*+}) = \mathcal{A}^{CP}(B^0 \rightarrow D_s^- D^{*+}) + \mathcal{A}_{\text{D}}(B^0 \rightarrow D_s^- D_{[D^0 \pi^+]}^{*+}) - \mathcal{A}_{\text{D}}(\pi^+) + d\mathcal{A}_{\text{P}}(B^0) \quad (10)$$

where the first two terms on the right hand side have been measured in Ref. [46], and $\mathcal{A}_{\text{P}}(B^0)$ [46] is multiplied by a dilution factor that is assigned a value of 0.5 in the baseline model to account for time-dependent flavour oscillations. Theoretical predictions of $\mathcal{A}^{CP}(B^- \rightarrow D_s^{*-} D^{*0})$ and $\mathcal{A}^{CP}(B_{(s)}^0 \rightarrow D_s^{(*)-} D^{*+})$ [3–6] are not used to avoid a strong dependence of the results on Standard Model assumptions. The precision on $\mathcal{A}^{CP}(B^- \rightarrow D^{*-} D^{*0})$ in the $D^- D^0$ channel is much worse than in the $D^{*-} D^0$ channel due to the lower branching fraction of $D^{*-} \rightarrow D^- \pi^0$ compared to $D^{*-} \rightarrow D^0 \pi^+$ and the broader invariant-mass distribution resulting from an additional unreconstructed particle. Therefore $\mathcal{A}^{CP}(B^- \rightarrow D^{*-} D^{*0})$ are constrained in the $D^- D^0$ channel to measurements in the $D^{*-} D^0$ channel. The raw asymmetry of the $B^- \rightarrow D_s^- D^0$ cross-feed to the $D^- D^0$ channel is equal to the raw asymmetry in the $D_s^- D^0$ channel. The CP asymmetries of Cabibbo-favoured single-charm B^- meson decays are expected to be small, since they are dominated by a single decay amplitude. The value of $\mathcal{A}^{CP}(B^- \rightarrow D^0 K^- K^+ \pi^-)$ has not been measured but $\mathcal{A}^{CP}(B^- \rightarrow D^0 \pi^- \pi^+ \pi^-) = (-0.2 \pm 1.1)\%$ [8], which is a decay with the same flavour structure, has been measured. Therefore, a CP asymmetry with double the uncertainty, $\mathcal{A}^{CP}(B^- \rightarrow D^0 K^- K^+ \pi^-) = (0.0 \pm 2.2)\%$ is assigned in the constraint of the raw asymmetry of this background.

The invariant mass distributions of the B^\pm candidates and the fitted models, summed over all centre-of-mass energies and over all D^0 decay modes, are shown in Fig. 2. The charge-combined yields of the fully reconstructed decays in each channel, summing over all datasets, are $N(D_s^- D^0) = 230\,500 \pm 500$, $N(D^- D^0) = 11\,490 \pm 120$ and $N(D^{*-} D^0) = 3\,100 \pm 70$. The measured raw asymmetries, alongside the production and detection asymmetries that will be evaluated in the next section, are given in Table 2.

Ratios of branching fractions between decays with one missing particle and fully reconstructed decays measured from the above fits are in agreement with known values. To assess bias on the raw asymmetries and the coverage of the statistical uncertainties,

pseudoexperiments are generated according to Poisson statistics while accounting for the fraction of $B_{(s)}^0 \rightarrow D^{*-}D^{*+}$ decays that produce two candidates. Biases in the raw asymmetries are at least five times smaller than the corresponding statistical uncertainties, no undercoverage is observed and overcoverage is below 20%.

5 Production and detection asymmetries

The asymmetry of B^- meson production has been measured by the LHCb experiment as a function of the B^- transverse momentum and rapidity and at centre-of-mass energies of 7, 8 and 13 TeV using $B^+ \rightarrow J/\psi K^+$ decays [47, 48] with a measured value of $\mathcal{A}^{CP}(B^+ \rightarrow J/\psi K^+) = (0.18 \pm 0.30)\%$ [8]. The value of \mathcal{A}_P for signal decays is determined by weighting these measurements by the kinematic distributions of selected signal candidates in simulation. The asymmetry ranges from -0.6% to -1.5% , depending on the centre-of-mass energy and the kinematic distribution of the signal decay.

The total detection asymmetry is the sum of all individual sources of detection asymmetry. Asymmetries from the nuclear interaction of final-state particles with the detector material, track reconstruction and acceptance contribute to the detection asymmetry. While the detection asymmetry is dominated by the K^- nuclear interaction asymmetry, the other sources produce small but non-negligible effects. The difference in detection asymmetry between kaons and pions,

$$\mathcal{A}_{K\pi} \equiv \frac{\varepsilon(K^-\pi^+) - \varepsilon(K^+\pi^-)}{\varepsilon(K^-\pi^+) + \varepsilon(K^+\pi^-)} \quad (11)$$

is determined by weighting the difference in raw asymmetry between prompt $D^+ \rightarrow K^-\pi^+\pi^+$ and $D^+ \rightarrow \bar{K}^0\pi^+$ decays, corrected for the detection and CP asymmetries of the \bar{K}^0 [49, 50], by the kinematic distribution of signal. This asymmetry is between -0.6% and -1.0% per K^- . The detection asymmetry for residual pions,

$$\mathcal{A}_\pi \equiv \frac{\varepsilon(\pi^+) - \varepsilon(\pi^-)}{\varepsilon(\pi^+) + \varepsilon(\pi^-)} \quad (12)$$

is determined by weighting an asymmetry determined by comparing the yields of fully to partially reconstructed $D^{*+} \rightarrow (D^0 \rightarrow K^-\pi^+\pi^-\pi^+)\pi^+$ decays [51] by the momentum distribution of signal pions. The asymmetry is up to -0.4% for the soft π^+ from the D^{*+} decay, or up to -0.2% for other pions.

Particle identification information is used in the selection of candidates, including in the BDT classifiers. Effective PID criteria are defined as the PID requirements that produce the same mean $\text{DLL}_{K\pi}$ as the BDT requirement. The charge asymmetry in the efficiency of the effective PID criteria, \mathcal{A}_{PID} , is determined as a function of track kinematics and event multiplicity from a sample of $D^{*+} \rightarrow (D^0 \rightarrow K^-\pi^+)\pi^+$ decays that are selected without PID requirements. Since the BDT classifiers use PID information, the PID asymmetry is calculated using simulation without the BDT selection. Charge asymmetries are also calculated for the PID criteria that are applied to the calibration samples used to evaluate $\mathcal{A}_{K\pi}$ and \mathcal{A}_π , which are often tighter than those applied to the signal candidates. The largest values of \mathcal{A}_{PID} are induced by the comparatively tight PID requirements applied to the calibration samples used to evaluate $\mathcal{A}_{K\pi}$ in Run 1 and are up to $\pm 0.3\%$.

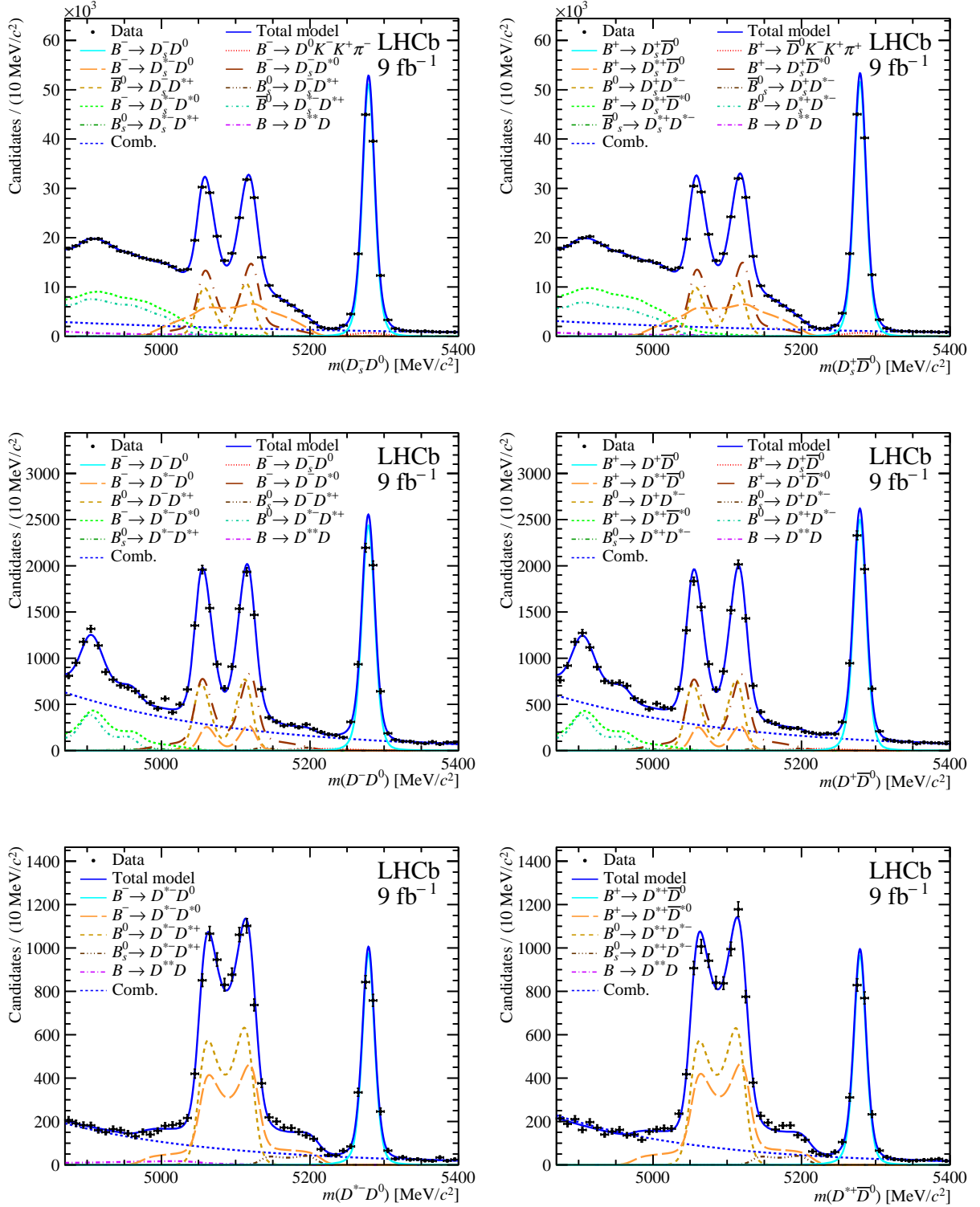


Figure 2: Invariant-mass distribution of (top row) $B^- \rightarrow D_s^- D^0$ candidates, (middle row) $B^- \rightarrow D^- D^0$ candidates and (bottom row) $B^- \rightarrow D^{*-} D^0$ candidates, separated by charge into (left) B^- and (right) B^+ candidates. The fitted model described in the text is also drawn. The invariant-mass distributions of $B \rightarrow D^{**} D$ decays where the fitted yield is less than zero are not drawn.

Table 2: Values of \mathcal{A}_{raw} , \mathcal{A}_{P} and \mathcal{A}_{D} in percent, averaged over all D^0 decay modes and data-taking periods. The uncertainties on \mathcal{A}_{raw} are statistical and systematic, respectively. The first uncertainty on \mathcal{A}_{P} contains all sources of uncertainty except that on $\mathcal{A}^{CP}(B^+ \rightarrow J/\psi K^+)$, which is the second uncertainty.

Decay	\mathcal{A}_{raw}	\mathcal{A}_{P}	\mathcal{A}_{D}
$D_s^- D^0$	$-1.3 \pm 0.2 \pm 0.1$	$-1.1 \pm 0.3 \pm 0.3$	-0.7 ± 0.2
$D_s^{*-} D^0$	$-2.4 \pm 1.1 \pm 0.9$	$-1.1 \pm 0.4 \pm 0.3$	-0.8 ± 0.2
$D_s^- D^{*0}$	$-0.8 \pm 0.8 \pm 0.4$	$-1.1 \pm 0.4 \pm 0.3$	-0.8 ± 0.2
$D^- D^0$	$1.5 \pm 1.0 \pm 0.2$	$-1.1 \pm 0.4 \pm 0.3$	0.1 ± 0.2
$D^- D^{*0}$	$-1.3 \pm 2.0 \pm 1.3$	$-1.1 \pm 0.4 \pm 0.3$	0.1 ± 0.2
$D^{*-} D^0$	$2.4 \pm 1.6 \pm 0.2$	$-1.2 \pm 0.4 \pm 0.3$	0.2 ± 0.3
$D^{*-} D^{*0}$	$1.3 \pm 2.1 \pm 1.6$	$-1.1 \pm 0.5 \pm 0.3$	0.1 ± 0.2

The hardware trigger requirements may also induce a charge asymmetry. The TIS asymmetry, \mathcal{A}_{TIS} , is independent of the signal decay but may depend on the $p_{\text{T}}(B^-)$ and the magnet polarity and has been measured using $B \rightarrow \bar{D}^0 \mu^+ \nu_{\mu} X$ decays [52]. After weighting by the kinematics of the signal decay and averaging over magnet polarities, the asymmetry is evaluated to be $(0.0 \pm 0.2)\%$, where the uncertainty comes from the calibration sample size. The efficiency of the hadron hardware trigger TOS requirement for pions and kaons of both charges has been measured as a function of transverse energy and position at the surface of the HCAL with a sample of $D^{*+} \rightarrow (D^0 \rightarrow K^- \pi^+) \pi^+$ decays [53]. Corrections are applied for the overlapping energy deposits from other tracks in the decay and the underlying event, and relative miscalibration between HCAL cells. The corresponding asymmetry, \mathcal{A}_{TOS} , is determined in bins of $(p_{\text{T}}(B^-), \eta(B^-))$ using an unbiased sample of simulated TIS signal candidates. To determine the average value of \mathcal{A}_{TOS} , this binned measurement is weighted by the kinematics of simulated signal candidates passing the hadron hardware trigger TOS requirement. The resulting asymmetry is larger for final states containing an odd number of kaons and is at most -0.2% . The corrections to the CP asymmetries are obtained by multiplying each asymmetry by the fraction of selected candidates in background-subtracted data that pass the TIS or TOS requirements, which are both approximately 60%.

The production and total detection asymmetries evaluated using this method are given for each decay in Table 2.

6 Efficiencies

The detector acceptance and the efficiencies of final-state particle reconstruction and selection are evaluated using simulated samples. These samples are corrected with per-candidate weights to better model the production of signal decays and the detector response. In addition to the weights described in Sect. 2 to correct the B^- production distribution and the angular structure of the $D^0 \rightarrow K^- \pi^+ \pi^- \pi^+$ decay, weights are applied to correct the efficiency of the hardware trigger, track reconstruction and PID criteria. The efficiency of the hadron hardware trigger TOS requirement, ε_{TOS} , is measured in bins of $(p_{\text{T}}(B^-), \eta(B^-))$ as described in Sect. 5. Per-bin weights that correct mismodelling of ε_{TOS} and the exclusively TIS (xTIS) efficiency, $\varepsilon_{\text{xTIS}} = 1 - \varepsilon_{\text{TOS}}$, for events passing the

Table 3: Systematic uncertainties on the raw asymmetries in percent, averaged over all D^0 decay modes.

	Run 1	Run 2	Run 1	Run 2	Run 1	Run 2
	$B^- \rightarrow D_s^- D^0$		$B^- \rightarrow D^- D^0$		$B^- \rightarrow D^{*-} D^0$	
Double charm model	0.01	0.02	0.11	0.08	0.21	0.18
Single charm model	0.05	0.05	-	-	-	-
Cross-feed model	-	-	0.00	0.00	-	-
Combinatorial model	0.01	0.00	0.14	0.13	0.52	0.15
External inputs	0.05	0.06	0.01	0.00	0.04	0.01
Total	0.07	0.08	0.18	0.15	0.56	0.23
	$B^- \rightarrow D_s^- D^{*0}$		$B^- \rightarrow D^- D^{*0}$		$B^- \rightarrow D^{*-} D^{*0}$	
Double charm model	0.14	0.23	1.10	1.04	1.51	1.19
Cross-feed model	-	-	0.00	0.00	-	-
Combinatorial model	0.08	0.04	1.14	0.92	4.49	1.02
External inputs	0.55	0.38	0.14	0.12	0.11	0.11
Total	0.57	0.45	1.59	1.40	4.74	1.57
	$B^- \rightarrow D_s^{*-} D^0$					
Double charm model	0.78	0.51				
Combinatorial model	0.55	0.22				
External inputs	0.89	0.73				
Total	1.31	0.91				

hardware trigger TIS requirement, are evaluated as the ratio between the measured and simulated efficiencies. The appropriate weight is applied to each candidate, which modifies the hardware trigger efficiency by up to 3%. Weights to correct the tracking efficiency as a function of track momentum and pseudorapidity are determined using $J/\psi \rightarrow \mu^+ \mu^-$ decays [54], and are applied to each final-state particle, resulting in a change of up to 6%. The efficiencies in data of PID requirements are derived as described in Sect. 5, and differ from the simulated efficiencies by up to 3%. Each efficiency correction is derived separately for each data-taking year and magnet polarity.

7 Systematic uncertainties

An overview of the systematic uncertainties from all sources, averaged over D^0 decay modes, are listed in Tables 3 and 4 for the CP asymmetry measurements and Table 5 for the branching fraction measurements. The following paragraphs describe the systematic effects and their evaluation in detail.

The variation in the raw asymmetries and yields when using the alternative models for the invariant-mass distribution of signal and background contributions described below are assigned as the systematic uncertainties associated with the choice of invariant-mass shapes. For fully reconstructed double-charm decays and double-charm decays with one missing particle, the resolution is described with a double Gaussian function instead of a Gaussian plus DSCB function. For $B \rightarrow D^* D^*$ decays with two missing particles and

Table 4: Systematic uncertainties on the corrections for \mathcal{A}^{CP} in percent, averaged over all D^0 decay modes.

Final state	$D_s^- D^0$		$D^- D^0$		$D^{*-} D^0$	
	Run 1	Run 2	Run 1	Run 2	Run 1	Run 2
\mathcal{A}_P	0.42	0.43	0.41	0.43	0.48	0.48
$\mathcal{A}^{CP}(B^+ \rightarrow J/\psi K^+)$	0.30	0.30	0.30	0.30	0.30	0.30
$\mathcal{A}_{K\pi}$	0.28	0.11	0.04	0.04	0.10	0.00
\mathcal{A}_π	0.09	0.09	0.06	0.06	0.18	0.17
\mathcal{A}_{PID}	0.29	0.03	0.25	0.11	0.55	0.10
\mathcal{A}_{TIS}	0.08	0.10	0.08	0.10	0.09	0.11
\mathcal{A}_{TOS}	0.01	0.03	0.01	0.02	0.01	0.01
Weighting	0.01	0.00	0.04	0.00	0.01	0.00
Part. rec. weighting	0.03	0.02	0.02	0.01	0.03	0.01
Total	0.67	0.55	0.58	0.55	0.82	0.61

Table 5: Relative systematic uncertainties on branching fraction ratios, in percent, averaged over all D^0 decay modes.

Source	$R(D^- D^0 / D_s^- D^0)$		$R(D^{*-} D^0 / D^- D^0)$	
	Run 1	Run 2	Run 1	Run 2
Double charm model	0.8	0.1	1.2	0.4
Single charm model	0.3	0.3	-	-
Cross-feed model	0.0	0.0	0.0	0.0
Combinatorial model	0.1	0.0	0.5	0.2
Hardware trigger efficiency	0.6	0.1	1.4	0.2
Tracking efficiency	0.4	0.3	1.4	1.1
PID efficiency	0.8	0.6	1.6	0.7
Simulation sample size	0.8	0.9	1.1	1.1
Multiple candidate removal	0.1	0.1	0.2	0.4
BDT variable mismodelling	0.8	0.1	1.0	0.4
Track χ^2 mismodelling	0.5	0.1	0.5	0.1
Weighting	0.1	0.0	0.1	0.0
Total	1.8	1.2	3.3	1.9

$B \rightarrow D^{**} D$ decays, the effect of detector resolution is removed from the invariant-mass distribution. The systematic uncertainty associated with the incomplete knowledge of the branching fractions of $B \rightarrow D^{**} D$ decays [8] is estimated as the standard deviation of the asymmetries obtained when including only one $B \rightarrow D^{**} D$ decay at a time. This results in the largest systematic uncertainty on \mathcal{A}^{CP} from the double charm model. The combinatorial background is described by a linear instead of an exponential function.

The yield and width of the single-charm background are varied by their statistical uncertainties. The cross-feed is described by a single instead of a double Gaussian function

and its yield is varied by its statistical uncertainty. Systematic uncertainties are assigned for all external inputs that are fixed in the model as the change in raw asymmetry when varying the numerical values of the external inputs by their uncertainties. These external inputs include asymmetries, branching fractions, polarisation fractions, f_s/f_d , the dilution factor and efficiency ratios. For parameters where no external input is used, the assigned uncertainty covers the full range of possible values, namely 100% for asymmetries, 50% for polarisation fractions and 0.5 for the dilution factor. The largest systematic uncertainties arise due to the absence of knowledge on $\mathcal{A}^{CP}(B_s^0 \rightarrow D_s^{*-} D^{*+})$ and $f_L(B_s^0 \rightarrow D^{*-} D^{*+})$.

Statistical uncertainties from the size of the calibration and simulated signal samples used to obtain asymmetry and efficiency corrections are propagated as systematic uncertainties. Additionally, each correction involves the measurement of the asymmetry in discrete phase space bins. The finite size of these bins may introduce a bias, which is estimated and assigned as a systematic uncertainty by doubling the bin size in each dimension. The size of the simulation samples results in negligible systematic uncertainties on the corrections to the CP asymmetries.

There is an uncertainty of 0.3% on $\mathcal{A}_P(B^-)$ from the uncertainty on $\mathcal{A}^{CP}(B^+ \rightarrow J/\psi K^+)$ [8]. The correction of $\mathcal{A}_{\text{raw}}(\bar{K}^0)$ to $\mathcal{A}_{K\pi}$ carries uncertainties from detector material modelling and knowledge of the dependence of the asymmetry on the kinematics of the \bar{K}^0 , which are overall negligible. A bias may arise from the assumption that the efficiency of PID requirements for all tracks are independent, when in reality, for example, the Cherenkov rings may overlap. The size of this bias is measured in simulation and is found to be consistent with zero. The uncertainty on the bias is assigned as a systematic uncertainty and is one of the largest uncertainties on the PID asymmetries and efficiencies. The use of PID requirements that double the inefficiency compared to the effective PID requirements results in a change of up to 0.1% in \mathcal{A}_{PID} , and this difference is assigned as the systematic uncertainty corresponding to the definition of the effective PID requirement. Not applying the BDT selection when determining \mathcal{A}_{PID} softens the kinematic spectrum, therefore, a systematic uncertainty is assigned as the difference when the BDT requirement is applied, which is found to be negligible.

The efficiency of the hadron hardware trigger depends on the transverse energy and position at the surface of the HCAL of all final-state particles in a decay. Use of the simulated TIS candidates to evaluate \mathcal{A}_{TOS} and the efficiencies of the TOS and xTIS requirements necessitates the assumption that this dependence can be simplified to a variation in bins of $(p_T(B^-), \eta(B^-))$. The bias associated with this simplification is estimated as the change when the measurement is instead binned in the maximum transverse energy of the final-state particles that are within the HCAL acceptance. Corrections for overlapping energy deposits and HCAL cell miscalibration are not included in the evaluation of the hardware trigger TOS requirement efficiency for Run 1 data, and the resulting bias is estimated as the effect of not including these corrections for Run 2 data. These two contributions are the dominant sources of systematic uncertainty on the hardware trigger efficiency and are negligible when considering \mathcal{A}_{TOS} .

The uncertainty on the material budget results in a 1.4% (1.1%) uncertainty on the fraction of kaons (pions) that are not reconstructed because they undergo a hadronic interaction before the final tracking station. This results in an uncertainty of the same size per final-state particle on the efficiencies. Correcting the calibration simulation in different event multiplicity variables results in small variations in the tracking efficiency [54], which are propagated as a systematic uncertainty.

The efficiency of removing multiple candidates is not well modelled by simulation, so the fraction of candidates removed is assigned as a systematic uncertainty. The value of χ_{IP}^2 of the B^- candidate, and the vertex fit quality and t/σ_t of the D^0 candidate are used as inputs to the BDT classifiers and their distributions in simulation do not match those in data. A systematic uncertainty is attributed as the change in efficiency when the simulation is corrected as a function of these distributions with a weighting procedure. The χ^2 quality of the track fit is also poorly reproduced, and a requirement is applied on this variable in the offline selection. The inefficiency of this requirement is estimated in background-subtracted data and simulation by extrapolating the distribution. The inefficiencies in data and simulation are propagated to an estimate of the bias on the simulated efficiency that is assigned as a systematic uncertainty.

The uncertainty on the weights to correct the production distribution and four-body D^0 decay are determined by resampling the training dataset [55] and changing the model in the background subtraction. For partially reconstructed decays, the systematic uncertainty on the weight function that relates the kinematics of fully and partially reconstructed decays is established by varying the power-law parameter by its statistical uncertainty and by performing the correction in $p_{\text{T}}(B^-)$ instead of $p(B^-)$. A correction in the kinematics of the B^- meson cannot resolve discrepancies in the kinematics of the final-state particles, which is relevant to detection asymmetries depending on the final-state particle kinematic distributions. However, this correction results in a change to the final-state particle kinematic distributions of similar size to the discrepancies. Therefore, for the relevant detection asymmetries, the difference with and without the weights for partially reconstructed decay kinematics is assigned as a systematic uncertainty. In all cases, the systematic uncertainty associated with both weighting procedures is negligible.

8 Results and conclusions

The CP asymmetries are measured by correcting the raw asymmetries for the production and detection asymmetries using Eq. 5. Measurements from different D^0 decay channels and different data taking periods are combined taking into account correlations of the systematic uncertainties [56]. The resulting measurements are

$$\begin{aligned}
\mathcal{A}^{CP}(B^- \rightarrow D_s^- D^0) &= (+0.5 \pm 0.2 \pm 0.5 \pm 0.3)\%, \\
\mathcal{A}^{CP}(B^- \rightarrow D_s^{*-} D^0) &= (-0.5 \pm 1.1 \pm 1.0 \pm 0.3)\%, \\
\mathcal{A}^{CP}(B^- \rightarrow D_s^- D^{*0}) &= (+1.1 \pm 0.8 \pm 0.6 \pm 0.3)\%, \\
\mathcal{A}^{CP}(B^- \rightarrow D^- D^0) &= (+2.5 \pm 1.0 \pm 0.4 \pm 0.3)\%, \\
\mathcal{A}^{CP}(B^- \rightarrow D^- D^{*0}) &= (-0.2 \pm 2.0 \pm 1.4 \pm 0.3)\%, \\
\mathcal{A}^{CP}(B^- \rightarrow D^{*-} D^0) &= (+3.3 \pm 1.6 \pm 0.6 \pm 0.3)\%, \\
\mathcal{A}^{CP}(B^- \rightarrow D^{*-} D^{*0}) &= (+2.3 \pm 2.1 \pm 1.7 \pm 0.3)\%,
\end{aligned}$$

where the first uncertainty is statistical, the second is systematic, and the third is from $\mathcal{A}^{CP}(B^+ \rightarrow J/\psi K^+)$. The associated correlations are given in Table 6. No evidence of CP violation is seen. The \mathcal{A}^{CP} for each decay is compared between Run 1 and Run 2, final states and magnet polarities, and no difference is larger than two standard deviations.

The measurement of $R(D^- D^0 / D_s^- D^0)$ is presented in Table 7 and $R(D^{*-} D^0 / D^- D^0)$ in Table 8. These results are in agreement with the world averages. The correlation

Table 6: Total correlations between the measured \mathcal{A}^{CP} .

	$D_s^- D^0$	$D_s^{*-} D^0$	$D_s^- D^{*0}$	$D^- D^0$	$D^- D^{*0}$	$D^{*-} D^0$	$D^{*-} D^{*0}$
$D_s^- D^0$	1						
$D_s^{*-} D^0$	0.335	1					
$D_s^- D^{*0}$	0.431	-0.282	1				
$D^- D^0$	0.386	0.186	0.234	1			
$D^- D^{*0}$	0.183	0.227	0.180	0.195	1		
$D^{*-} D^0$	0.286	0.161	0.177	0.166	0.130	1	
$D^{*-} D^{*0}$	0.190	0.227	0.211	0.168	0.311	0.189	1

Table 7: $R(D^- D^0/D_s^- D^0)/10^{-2}$ for each D^0 decay mode, for Run 1 and Run 2 and the combined measurement. The first uncertainty is statistical and the second is systematic.

D^0 decay mode	Run 1	Run 2	Run 1+2
$K^- \pi^+$	$6.88 \pm 0.24 \pm 0.12$	$7.35 \pm 0.12 \pm 0.11$	$7.22 \pm 0.11 \pm 0.10$
$K^- \pi^+ \pi^- \pi^+$	$6.93 \pm 0.38 \pm 0.23$	$7.40 \pm 0.18 \pm 0.15$	$7.30 \pm 0.16 \pm 0.14$
Combined	$6.89 \pm 0.20 \pm 0.12$	$7.36 \pm 0.10 \pm 0.10$	$7.25 \pm 0.09 \pm 0.09$

between the measured $R(D^- D^0/D_s^- D^0)$ and $R(D^{*-} D^0/D^- D^0)$ is -47% . Measurements of $R(D^- D^0/D_s^- D^0)$ and $R(D^{*-} D^0/D^- D^0)$ are compared between Run 1 and Run 2 data, different D^0 decay channels and different hardware trigger decisions. All measurements are consistent within three standard deviations. The effect upon the branching fraction ratios of varying the BDT and PID requirements is also studied. In total, 48 tests are performed, of which none results in a change in the central value of more than three standard deviations.

In conclusion, the most precise CP asymmetry measurements for seven $B^- \rightarrow D_{(s)}^{(*)-} D^{(*)0}$ decays are performed, including the first measurements of $\mathcal{A}^{CP}(B^- \rightarrow D_s^{*-} D^0)$ and $\mathcal{A}^{CP}(B^- \rightarrow D_s^- D^{*0})$. No evidence for CP violation is found. The measurements of $\mathcal{A}^{CP}(B^- \rightarrow D_{(s)}^- D^0)$ are in agreement with and supersede the earlier LHCb measurement that uses only Run 1 data [9]. Ratios between the branching fractions of fully reconstructed $B^- \rightarrow D_{(s)}^{(*)-} D^0$ decays are also measured. The measurements presented in this paper substantially improve knowledge of B^- meson decays to two charm mesons, which can help to constrain BSM models [3, 5, 6].

Table 8: $R(D^{*-} D^0/D^- D^0)$ for each D^0 decay mode, for Run 1 and Run 2 and the combined measurement. The first uncertainty is statistical and the second is systematic.

D^0 decay mode	Run 1	Run 2	Run 1+2
$K^- \pi^+$	$0.328 \pm 0.023 \pm 0.011$	$0.256 \pm 0.009 \pm 0.005$	$0.271 \pm 0.008 \pm 0.005$
$K^- \pi^+ \pi^- \pi^+$	$0.316 \pm 0.033 \pm 0.015$	$0.272 \pm 0.012 \pm 0.008$	$0.278 \pm 0.012 \pm 0.007$
Combined	$0.324 \pm 0.019 \pm 0.010$	$0.262 \pm 0.007 \pm 0.005$	$0.271 \pm 0.007 \pm 0.005$

Acknowledgements

We express our gratitude to our colleagues in the CERN accelerator departments for the excellent performance of the LHC. We thank the technical and administrative staff at the LHCb institutes. We acknowledge support from CERN and from the national agencies: CAPES, CNPq, FAPERJ and FINEP (Brazil); MOST and NSFC (China); CNRS/IN2P3 (France); BMBF, DFG and MPG (Germany); INFN (Italy); NWO (Netherlands); MNiSW and NCN (Poland); MEN/IFA (Romania); MICINN (Spain); SNSF and SER (Switzerland); NASU (Ukraine); STFC (United Kingdom); DOE NP and NSF (USA). We acknowledge the computing resources that are provided by CERN, IN2P3 (France), KIT and DESY (Germany), INFN (Italy), SURF (Netherlands), PIC (Spain), GridPP (United Kingdom), CSCS (Switzerland), IFIN-HH (Romania), CBPF (Brazil), Polish WLCG (Poland) and NERSC (USA). We are indebted to the communities behind the multiple open-source software packages on which we depend. Individual groups or members have received support from ARC and ARDC (Australia); Minciencias (Colombia); AvH Foundation (Germany); EPLANET, Marie Skłodowska-Curie Actions, ERC and NextGenerationEU (European Union); A*MIDEX, ANR, IPhU and Labex P2IO, and Région Auvergne-Rhône-Alpes (France); Key Research Program of Frontier Sciences of CAS, CAS PIFI, CAS CCEPP, Fundamental Research Funds for the Central Universities, and Sci. & Tech. Program of Guangzhou (China); GVA, XuntaGal, GENCAT, Inditex, InTalent and Prog. Atracción Talento, CM (Spain); SRC (Sweden); the Leverhulme Trust, the Royal Society and UKRI (United Kingdom).

References

- [1] N. Cabibbo, *Unitary symmetry and leptonic decays*, Phys. Rev. Lett. **10** (1963) 531.
- [2] M. Kobayashi and T. Maskawa, *CP-violation in the renormalizable theory of weak interaction*, Prog. Theor. Phys. **49** (1973) 652.
- [3] C. S. Kim, R.-M. Wang, and Y.-D. Yang, *Studying double charm decays of $B(u,d)$ and $B(s)$ mesons in the MSSM with R-parity violation*, Phys. Rev. **D79** (2009) 055004, arXiv:0812.4136.
- [4] R.-H. Li, X.-X. Wang, A. I. Sanda, and C.-D. Lu, *Decays of B meson to two charmed mesons*, Phys. Rev. **D81** (2010) 034006, arXiv:0910.1424.
- [5] L.-X. Lu, Z.-J. Xiao, S.-W. Wang, and W.-J. Li, *The double charm decays of B mesons in the $mSUGRA$ model*, Commun. Theor. Phys. **56** (2011) 125, arXiv:1008.4987.
- [6] Y.-G. Xu and R.-M. Wang, *Studying the fourth generation quark contributions to the double charm decays $B_{(s)} \rightarrow D_{(s)}^{(*)} D_s^{(*)}$* , Int. J. Theor. Phys. **55** (2016) 5290.
- [7] M. Jung and S. Schacht, *Standard model predictions and new physics sensitivity in $B \rightarrow DD$ decays*, Phys. Rev. **D91** (2015) 034027, arXiv:1410.8396.
- [8] Particle Data Group, R. L. Workman *et al.*, *Review of particle physics*, Prog. Theor. Exp. Phys. **2022** (2022) 083C01.

- [9] LHCb collaboration, R. Aaij *et al.*, *Measurement of the CP asymmetry in $B^- \rightarrow D_s^- D^0$ and $B^- \rightarrow D^- D^0$ decays*, JHEP **05** (2018) 160, arXiv:1803.10990.
- [10] BaBar collaboration, B. Aubert *et al.*, *Measurement of branching fractions and CP-violating charge asymmetries for B meson decays to $D^{(*)} \bar{D}^{(*)}$, and implications for the CKM angle γ* , Phys. Rev. **D73** (2006) 112004, arXiv:hep-ex/0604037.
- [11] Belle collaboration, I. Adachi *et al.*, *Measurement of the branching fraction and charge asymmetry of the decay $B^+ \rightarrow D^+ \bar{D}^0$ and search for $B^0 \rightarrow D^0 \bar{D}^0$* , Phys. Rev. **D77** (2008) 091101, arXiv:0802.2988.
- [12] Belle collaboration, G. Majumder *et al.*, *Evidence for $B^0 \rightarrow D^+ D^-$ and observation of $B^- \rightarrow D^0 D^-$ and $B^- \rightarrow D^0 D^{*-}$ decays*, Phys. Rev. Lett. **95** (2005) 041803, arXiv:hep-ex/0502038.
- [13] BaBar collaboration, B. Aubert *et al.*, *Study of $B \rightarrow D^{(*)} D_{s(J)}^{(*)}$ decays and measurement of D_s^- and $D_{s,J}(2460)^-$ branching fractions*, Phys. Rev. **D74** (2006) 031103, arXiv:hep-ex/0605036.
- [14] BaBar collaboration, B. Aubert *et al.*, *Measurement of branching fractions and CP-violating charge asymmetries for B-meson decays to $D^{(*)} \bar{D}^{(*)}$, and implications for the CKM angle γ* , Phys. Rev. **D73** (2006) 112004, arXiv:hep-ex/0604037.
- [15] LHCb collaboration, R. Aaij *et al.*, *First observations of $\bar{B}_s^0 \rightarrow D^+ D^-$, $D_s^+ D^-$ and $D^0 \bar{D}^0$ decays*, Phys. Rev. **D87** (2013) 092007, arXiv:1302.5854.
- [16] LHCb collaboration, A. A. Alves Jr. *et al.*, *The LHCb detector at the LHC*, JINST **3** (2008) S08005.
- [17] LHCb collaboration, R. Aaij *et al.*, *LHCb detector performance*, Int. J. Mod. Phys. **A30** (2015) 1530022, arXiv:1412.6352.
- [18] R. Aaij *et al.*, *Performance of the LHCb Vertex Locator*, JINST **9** (2014) P09007, arXiv:1405.7808.
- [19] R. Arink *et al.*, *Performance of the LHCb Outer Tracker*, JINST **9** (2014) P01002, arXiv:1311.3893.
- [20] P. d'Argent *et al.*, *Improved performance of the LHCb Outer Tracker in LHC Run 2*, JINST **12** (2017) P11016, arXiv:1708.00819.
- [21] M. Adinolfi *et al.*, *Performance of the LHCb RICH detector at the LHC*, Eur. Phys. J. **C73** (2013) 2431, arXiv:1211.6759.
- [22] A. A. Alves Jr. *et al.*, *Performance of the LHCb muon system*, JINST **8** (2013) P02022, arXiv:1211.1346.
- [23] R. Aaij *et al.*, *The LHCb trigger and its performance in 2011*, JINST **8** (2013) P04022, arXiv:1211.3055.

- [24] V. V. Gligorov and M. Williams, *Efficient, reliable and fast high-level triggering using a bonsai boosted decision tree*, JINST **8** (2013) P02013, arXiv:1210.6861.
- [25] T. Likhomanenko *et al.*, *LHCb topological trigger reoptimization*, J. Phys. Conf. Ser. **664** (2015) 082025.
- [26] T. Sjöstrand, S. Mrenna, and P. Skands, *A brief introduction to PYTHIA 8.1*, Comput. Phys. Commun. **178** (2008) 852, arXiv:0710.3820; T. Sjöstrand, S. Mrenna, and P. Skands, *PYTHIA 6.4 physics and manual*, JHEP **05** (2006) 026, arXiv:hep-ph/0603175.
- [27] I. Belyaev *et al.*, *Handling of the generation of primary events in Gauss, the LHCb simulation framework*, J. Phys. Conf. Ser. **331** (2011) 032047.
- [28] D. J. Lange, *The EvtGen particle decay simulation package*, Nucl. Instrum. Meth. **A462** (2001) 152.
- [29] N. Davidson, T. Przedzinski, and Z. Was, *PHOTOS interface in C++: Technical and physics documentation*, Comp. Phys. Comm. **199** (2016) 86, arXiv:1011.0937.
- [30] Geant4 collaboration, J. Allison *et al.*, *Geant4 developments and applications*, IEEE Trans. Nucl. Sci. **53** (2006) 270; Geant4 collaboration, S. Agostinelli *et al.*, *Geant4: A simulation toolkit*, Nucl. Instrum. Meth. **A506** (2003) 250.
- [31] M. Clemencic *et al.*, *The LHCb simulation application, Gauss: Design, evolution and experience*, J. Phys. Conf. Ser. **331** (2011) 032023.
- [32] A. Rogozhnikov, *Reweighting with boosted decision trees*, J. Phys. Conf. Ser. **762** (2016) 012036, arXiv:1608.05806, https://github.com/arogozhnikov/hep_ml.
- [33] W. D. Hulsbergen, *Decay chain fitting with a Kalman filter*, Nucl. Instrum. Meth. **A552** (2005) 566, arXiv:physics/0503191.
- [34] L. Breiman, J. H. Friedman, R. A. Olshen, and C. J. Stone, *Classification and regression trees*, Wadsworth international group, Belmont, California, USA, 1984.
- [35] B. P. Roe *et al.*, *Boosted decision trees as an alternative to artificial neural networks for particle identification*, Nucl. Instrum. Meth. **A543** (2005) 577, arXiv:physics/0408124.
- [36] S. Geisser, *Predictive inference: An introduction*, Monographs on statistics and applied probability, Chapman & Hall, New York, 1993.
- [37] T. Skwarnicki, *A study of the radiative cascade transitions between the Upsilon-prime and Upsilon resonances*, PhD thesis, Institute of Nuclear Physics, Krakow, 1986, DESY-F31-86-02.
- [38] LHCb collaboration, R. Aaij *et al.*, *Measurement of CP observables in $B^\pm \rightarrow D^{(*)}K^\pm$ and $B^\pm \rightarrow D^{(*)}\pi^\pm$ decays*, Phys. Lett. **B777** (2018) 16, arXiv:1708.06370.
- [39] LHCb collaboration, R. Aaij *et al.*, *Model-independent measurement of the CKM angle γ using $B^0 \rightarrow DK^{*0}$ decays with $D \rightarrow K_S^0\pi^+\pi^-$ and $K_S^0K^+K^-$* , JHEP **06** (2016) 131, arXiv:1604.01525.

- [40] K. Cranmer, *Kernel estimation in high-energy physics*, Computer Physics Communications **136** (2001) 198, [arXiv:hep-ex/0011057](#).
- [41] LHCb collaboration, R. Aaij *et al.*, *Angular analysis of $B^0 \rightarrow D^{*-} D_s^{*+}$ with $D_s^{*+} \rightarrow D_s^+ \gamma$ decays*, JHEP **06** (2021) 177, [arXiv:2105.02596](#).
- [42] Belle collaboration, B. Kronenbitter *et al.*, *First observation of CP violation and improved measurement of the branching fraction and polarization of $B^0 \rightarrow D^{*+} D^{*-}$ decays*, Phys. Rev. **D86** (2012) 071103, [arXiv:1207.5611](#).
- [43] LHCb collaboration, R. Aaij *et al.*, *Observation of the $B_s^0 \rightarrow D^{*\pm} D^\mp$ decay*, JHEP **03** (2021) 099, [arXiv:2012.11341](#).
- [44] LHCb collaboration, R. Aaij *et al.*, *Observation of the $B_s^0 \rightarrow D^{*+} D^{*-}$ decay*, JHEP **07** (2023) 119, [arXiv:2210.14945](#).
- [45] LHCb collaboration, R. Aaij *et al.*, *Precise measurement of the f_s/f_d ratio of fragmentation fractions and of B_s^0 decay branching fractions*, Phys. Rev. **D104** (2021) 032005, [arXiv:2103.06810](#).
- [46] LHCb collaboration, R. Aaij *et al.*, *Measurement of CP violation in $B^0 \rightarrow D^{*\pm} D^\mp$ decays*, JHEP **03** (2020) 147, [arXiv:1912.03723](#).
- [47] LHCb collaboration, R. Aaij *et al.*, *Measurement of B^0 , B_s^0 , B^+ and Λ_b^0 production asymmetries in 7 and 8 TeV proton-proton collisions*, Phys. Lett. **B774** (2017) 139, [arXiv:1703.08464](#).
- [48] LHCb collaboration, R. Aaij *et al.*, *Direct CP violation in charmless three-body decays of B^\pm mesons*, Phys. Rev. **D108** (2023) 012008, [arXiv:2206.07622](#).
- [49] LHCb collaboration, R. Aaij *et al.*, *Measurement of CP asymmetry in $D^0 \rightarrow K^- K^+$ and $D^0 \rightarrow \pi^- \pi^+$ decays*, JHEP **07** (2014) 041, [arXiv:1405.2797](#).
- [50] LHCb collaboration, R. Aaij *et al.*, *Observation of a $\Lambda_b^0 - \bar{\Lambda}_b^0$ production asymmetry in proton-proton collisions at $\sqrt{s} = 7$ and 8 TeV*, JHEP **10** (2021) 060, [arXiv:2107.09593](#).
- [51] LHCb collaboration, R. Aaij *et al.*, *Measurement of the CP asymmetry in $B_s^0 - \bar{B}_s^0$ mixing*, Phys. Rev. Lett. **117** (2016) 061803, [arXiv:1605.09768](#).
- [52] LHCb collaboration, R. Aaij *et al.*, *Measurement of the B^\pm production asymmetry and the CP asymmetry in $B^\pm \rightarrow J/\psi K^\pm$ decays*, Phys. Rev. **D95** (2017) 052005, [arXiv:1701.05501](#).
- [53] A. Martin Sanchez, P. Robbe, and M.-H. Schune, *Performances of the LHCb L0 calorimeter trigger*, LHCb-PUB-2011-026, 2012.
- [54] LHCb collaboration, R. Aaij *et al.*, *Measurement of the track reconstruction efficiency at LHCb*, JINST **10** (2015) P02007, [arXiv:1408.1251](#).
- [55] B. Efron, *Bootstrap methods: Another look at the jackknife*, Ann. Statist. **7** (1979) 1.

- [56] A. Valassi and R. Chierici, *Information and treatment of unknown correlations in the combination of measurements using the BLUE method*, Eur. Phys. J. **C74** (2014) 2717, [arXiv:1307.4003](#).



























































LHCb collaboration

R. Aaij³² , A.S.W. Abdelmotteleb⁵¹ , C. Abellan Beteta⁴⁵ , F. Abudinén⁵¹ ,
T. Ackernley⁵⁵ , B. Adeva⁴¹ , M. Adinolfi⁴⁹ , P. Adlarson⁷⁸ , H. Afsharnia⁹ ,
C. Agapopoulou⁴³ , C.A. Aidala⁷⁹ , Z. Ajaltouni⁹ , S. Akar⁶⁰ , K. Akiba³² ,
P. Albicocco²³ , J. Albrecht¹⁵ , F. Alessio⁴³ , M. Alexander⁵⁴ , A. Alfonso Albero⁴⁰ ,
Z. Aliouche⁵⁷ , P. Alvarez Cartelle⁵⁰ , R. Amalric¹³ , S. Amato² , J.L. Amey⁴⁹ ,
Y. Amhis^{11,43} , L. An⁵ , L. Anderlini²² , M. Andersson⁴⁵ , A. Andreianov³⁸ ,
M. Andreotti²¹ , D. Andreou⁶³ , D. Ao⁶ , F. Archilli^{31,t} , A. Artamonov³⁸ ,
M. Artuso⁶³ , E. Aslanides¹⁰ , M. Atzeni⁴⁵ , B. Audurier¹² , I.B. Bachiller Perea⁸ ,
S. Bachmann¹⁷ , M. Bachmayer⁴⁴ , J.J. Back⁵¹ , A. Bailly-reyre¹³ ,
P. Baladron Rodriguez⁴¹ , V. Balagura¹² , W. Baldini^{21,43} , J. Baptista de Souza Leite¹ ,
M. Barbetti^{22,j} , I. R. Barbosa⁶⁵ , R.J. Barlow⁵⁷ , S. Barsuk¹¹ , W. Barter⁵³ ,
M. Bartolini⁵⁰ , F. Baryshnikov³⁸ , J.M. Basels¹⁴ , G. Bassi^{29,q} , B. Batsukh⁴ ,
A. Battig¹⁵ , A. Bay⁴⁴ , A. Beck⁵¹ , M. Becker¹⁵ , F. Bedeschi²⁹ , I.B. Bediaga¹ ,
A. Beiter⁶³ , S. Belin⁴¹ , V. Bellee⁴⁵ , K. Belous³⁸ , I. Belov³⁸ , I. Belyaev³⁸ ,
G. Benane¹⁰ , G. Bencivenni²³ , E. Ben-Haim¹³ , A. Berezhnoy³⁸ , R. Bernet⁴⁵ ,
S. Bernet Andres³⁹ , D. Berninghoff¹⁷ , H.C. Bernstein⁶³ , C. Bertella⁵⁷ , A. Bertolin²⁸ ,
C. Betancourt⁴⁵ , F. Betti⁴³ , Ia. Bezshyiko⁴⁵ , J. Bhom³⁵ , L. Bian⁶⁹ ,
M.S. Bieker¹⁵ , N.V. Biesuz²¹ , P. Billoir¹³ , A. Biolchini³² , M. Birch⁵⁶ ,
F.C.R. Bishop⁵⁰ , A. Bitadze⁵⁷ , A. Bizzeti , M.P. Blago⁵⁰ , T. Blake⁵¹ , F. Blanc⁴⁴ ,
J.E. Blank¹⁵ , S. Blusk⁶³ , D. Bobulska⁵⁴ , V.B. Bocharnikov³⁸ , J.A. Boelhauve¹⁵ ,
O. Boente Garcia¹² , T. Boettcher⁶⁰ , A. Boldyrev³⁸ , C.S. Bolognani⁷⁵ ,
R. Bolzonella^{21,i} , N. Bondar³⁸ , F. Borgato^{28,43} , S. Borghi⁵⁷ , M. Borsato¹⁷ ,
J.T. Borsuk³⁵ , S.A. Bouchiba⁴⁴ , T.J.V. Bowcock⁵⁵ , A. Boyer⁴³ , C. Bozzi²¹ ,
M.J. Bradley⁵⁶ , S. Braun⁶¹ , A. Brea Rodriguez⁴¹ , N. Breer¹⁵ , J. Brodzicka³⁵ ,
A. Brossa Gonzalo⁴¹ , J. Brown⁵⁵ , D. Brundu²⁷ , A. Buonauro⁴⁵ , L. Buonincontri²⁸ ,
A.T. Burke⁵⁷ , C. Burr⁴³ , A. Bursche⁶⁷ , A. Butkevich³⁸ , J.S. Butter³² ,
J. Buytaert⁴³ , W. Byczynski⁴³ , S. Cadeddu²⁷ , H. Cai⁶⁹ , R. Calabrese^{21,i} ,
L. Calefice¹⁵ , S. Cali²³ , M. Calvi^{26,m} , M. Calvo Gomez³⁹ , P. Campana²³ ,
D.H. Campora Perez⁷⁵ , A.F. Campoverde Quezada⁶ , S. Capelli^{26,m} , L. Capriotti²¹ ,
A. Carbone^{20,g} , R. Cardinale^{24,k} , A. Cardini²⁷ , P. Carniti^{26,m} , L. Carus¹⁷ ,
A. Casais Vidal⁴¹ , R. Caspary¹⁷ , G. Casse⁵⁵ , M. Cattaneo⁴³ , G. Cavallero²¹ ,
V. Cavallini^{21,i} , S. Celani⁴⁴ , J. Cerasoli¹⁰ , D. Cervenkov⁵⁸ , A.J. Chadwick⁵⁵ ,
I. Chahrouh⁷⁹ , M.G. Chapman⁴⁹ , M. Charles¹³ , Ph. Charpentier⁴³ ,
C.A. Chavez Barajas⁵⁵ , M. Chefdeville⁸ , C. Chen¹⁰ , S. Chen⁴ , A. Chernov³⁵ ,
S. Chernyshenko⁴⁷ , V. Chobanova^{41,w} , S. Cholak⁴⁴ , M. Chruszcz³⁵ ,
A. Chubykin³⁸ , V. Chulikov³⁸ , P. Ciambone²³ , M.F. Cicala⁵¹ , X. Cid Vidal⁴¹ ,
G. Ciezarek⁴³ , P. Cifra⁴³ , G. Ciullo^{i,21} , P.E.L. Clarke⁵³ , M. Clemencic⁴³ ,
H.V. Cliff⁵⁰ , J. Closier⁴³ , J.L. Cobbledick⁵⁷ , V. Coco⁴³ , J. Cogan¹⁰ ,
E. Cogneras⁹ , L. Cojocariu³⁷ , P. Collins⁴³ , T. Colombo⁴³ , A. Comerma-Montells⁴⁰ ,
L. Congedo¹⁹ , A. Contu²⁷ , N. Cooke⁵⁴ , I. Corredoira⁴¹ , G. Corti⁴³ ,
B. Couturier⁴³ , D.C. Craik⁴⁵ , M. Cruz Torres^{1,e} , R. Currie⁵³ , C.L. Da Silva⁶² ,
S. Dadabaev³⁸ , L. Dai⁶⁶ , X. Dai⁵ , E. Dall'Occo¹⁵ , J. Dalseno⁴¹ ,
C. D'Ambrosio⁴³ , J. Daniel⁹ , A. Danilina³⁸ , P. d'Argent¹⁹ , J.E. Davies⁵⁷ ,
A. Davis⁵⁷ , O. De Aguiar Francisco⁵⁷ , J. de Boer³² , K. De Bruyn⁷⁴ , S. De Capua⁵⁷ ,
M. De Cian¹⁷ , U. De Freitas Carneiro Da Graca¹ , E. De Lucia²³ , J.M. De Miranda¹ ,
L. De Paula² , M. De Serio^{19,f} , D. De Simone⁴⁵ , P. De Simone²³ , F. De Vellis¹⁵ ,
J.A. de Vries⁷⁵ , C.T. Dean⁶² , F. Debernardis^{19,f} , D. Decamp⁸ , V. Dedu¹⁰ ,
L. Del Buono¹³ , B. Delaney⁵⁹ , H.-P. Dembinski¹⁵ , V. Denysenko⁴⁵ , O. Deschamps⁹ 

F. Dettori^{27,h} , B. Dey⁷² , P. Di Nezza²³ , I. Diachkov³⁸ , S. Didenko³⁸ , S. Ding⁶³ ,
 V. Dobishuk⁴⁷ , A. Dolmatov³⁸ , C. Dong³ , A.M. Donohoe¹⁸ , F. Dordei²⁷ ,
 A.C. dos Reis¹ , L. Douglas⁵⁴ , A.G. Downes⁸ , W. Duan⁶⁷ , P. Duda⁷⁶ ,
 M.W. Dudek³⁵ , L. Dufour⁴³ , V. Duk⁷³ , P. Durante⁴³ , M. M. Duras⁷⁶ ,
 J.M. Durham⁶² , D. Dutta⁵⁷ , A. Dziurda³⁵ , A. Dzyuba³⁸ , S. Easo⁵² , U. Egede⁶⁴ ,
 A. Egorychev³⁸ , V. Egorychev³⁸ , C. Eirea Orro⁴¹ , S. Eisenhardt⁵³ , E. Ejopu⁵⁷ ,
 S. Ek-In⁴⁴ , L. Eklund⁷⁸ , M.E Elashri⁶⁰ , J. Ellbracht¹⁵ , S. Ely⁵⁶ , A. Ene³⁷ ,
 E. Epple⁶⁰ , S. Escher¹⁴ , J. Eschle⁴⁵ , S. Esen⁴⁵ , T. Evans⁵⁷ , F. Fabiano^{27,h,43} ,
 L.N. Falcao¹ , Y. Fan⁶ , B. Fang^{11,69} , L. Fantini^{73,p} , M. Faria⁴⁴ , S. Farry⁵⁵ ,
 D. Fazzini^{26,m} , L.F Felkowski⁷⁷ , M. Feng^{4,6} , M. Feo⁴³ , M. Fernandez Gomez⁴¹ ,
 A.D. Fernez⁶¹ , F. Ferrari²⁰ , L. Ferreira Lopes⁴⁴ , F. Ferreira Rodrigues² ,
 S. Ferreres Sole³² , M. Ferrillo⁴⁵ , M. Ferro-Luzzi⁴³ , S. Filippov³⁸ , R.A. Fini¹⁹ ,
 M. Fiorini^{21,i} , M. Firlej³⁴ , K.M. Fischer⁵⁸ , D.S. Fitzgerald⁷⁹ , C. Fitzpatrick⁵⁷ ,
 T. Fiutowski³⁴ , F. Fleuret¹² , M. Fontana²⁰ , F. Fontanelli^{24,k} , R. Forty⁴³ ,
 D. Foulds-Holt⁵⁰ , V. Franco Lima⁵⁵ , M. Franco Sevilla⁶¹ , M. Frank⁴³ ,
 E. Franzoso^{21,i} , G. Frau¹⁷ , C. Frei⁴³ , D.A. Friday⁵⁷ , L. Frontini^{25,l} , J. Fu⁶ ,
 Q. Fuehring¹⁵ , T. Fulghesu¹³ , E. Gabriel³² , G. Galati^{19,f} , M.D. Galati³² ,
 A. Gallas Torreira⁴¹ , D. Galli^{20,g} , S. Gambetta^{53,43} , M. Gandelman² , P. Gandini²⁵ ,
 H.G. Gao⁶ , R. Gao⁵⁸ , Y. Gao⁷ , Y. Gao⁵ , M. Garau^{27,h} , L.M. Garcia Martin⁴⁴ ,
 P. Garcia Moreno⁴⁰ , J. García Pardiñas⁴³ , B. Garcia Plana⁴¹ , F.A. Garcia Rosales¹² ,
 L. Garrido⁴⁰ , C. Gaspar⁴³ , R.E. Geertsema³² , L.L. Gerken¹⁵ , E. Gersabeck⁵⁷ ,
 M. Gersabeck⁵⁷ , T. Gershon⁵¹ , L. Giambastiani²⁸ , V. Gibson⁵⁰ , H.K. Giemza³⁶ ,
 A.L. Gilman⁵⁸ , M. Giovannetti²³ , A. Gioventù⁴¹ , P. Gironella Gironell⁴⁰ ,
 C. Giugliano^{21,i} , M.A. Giza³⁵ , K. Gizdov⁵³ , E.L. Gkougkousis⁴³ , V.V. Gligorov¹³ ,
 C. Göbel⁶⁵ , E. Golobardes³⁹ , D. Golubkov³⁸ , A. Golutvin^{56,38,43} , A. Gomes^{1,a} ,
 S. Gomez Fernandez⁴⁰ , F. Goncalves Abrantes⁵⁸ , M. Goncerz³⁵ , G. Gong³ ,
 I.V. Gorelov³⁸ , C. Gotti²⁶ , J.P. Grabowski⁷¹ , L.A. Granado Cardoso⁴³ ,
 E. Graugés⁴⁰ , E. Graverini⁴⁴ , G. Graziani , A. T. Grecu³⁷ , L.M. Greeven³² ,
 N.A. Grieser⁶⁰ , L. Grillo⁵⁴ , S. Gromov³⁸ , C. Gu¹² , M. Guarise^{21,i} ,
 M. Guittiere¹¹ , V. Guliaeva³⁸ , P. A. Günther¹⁷ , A.K. Guseinov³⁸ , E. Gushchin³⁸ ,
 Y. Guz^{5,38,43} , T. Gys⁴³ , T. Hadavizadeh⁶⁴ , C. Hadjivasiliou⁶¹ , G. Haefeli⁴⁴ ,
 C. Haen⁴³ , J. Haimberger⁴³ , S.C. Haines⁵⁰ , T. Halewood-leagas⁵⁵ ,
 M.M. Halvorsen⁴³ , P.M. Hamilton⁶¹ , J. Hammerich⁵⁵ , Q. Han⁷ , X. Han¹⁷ ,
 S. Hansmann-Menzemer¹⁷ , L. Hao⁶ , N. Harnew⁵⁸ , T. Harrison⁵⁵ , C. Hasse⁴³ ,
 M. Hatch⁴³ , J. He^{6,c} , K. Heijhoff³² , F.H Hemmer⁴³ , C. Henderson⁶⁰ ,
 R.D.L. Henderson^{64,51} , A.M. Hennequin⁴³ , K. Hennessy⁵⁵ , L. Henry⁴⁴ , J. Herd⁵⁶ ,
 J. Heuel¹⁴ , A. Hicheur² , D. Hill⁴⁴ , M. Hilton⁵⁷ , S.E. Hollitt¹⁵ , J. Horswill⁵⁷ ,
 R. Hou⁷ , Y. Hou⁸ , J. Hu¹⁷ , J. Hu⁶⁷ , W. Hu⁵ , X. Hu³ , W. Huang⁶ , X. Huang⁶⁹ ,
 W. Hulsbergen³² , R.J. Hunter⁵¹ , M. Hushchyn³⁸ , D. Hutchcroft⁵⁵ , P. Ibis¹⁵ ,
 M. Idzik³⁴ , D. Ilin³⁸ , P. Ilten⁶⁰ , A. Inglessi³⁸ , A. Iniukhin³⁸ , A. Ishteev³⁸ ,
 K. Ivshin³⁸ , R. Jacobsson⁴³ , H. Jage¹⁴ , S.J. Jaimes Elles^{42,70} , S. Jakobsen⁴³ ,
 E. Jans³² , B.K. Jashal⁴² , A. Jawahery⁶¹ , V. Jevtic¹⁵ , E. Jiang⁶¹ , X. Jiang^{4,6} ,
 Y. Jiang⁶ , M. John⁵⁸ , D. Johnson⁵⁹ , C.R. Jones⁵⁰ , T.P. Jones⁵¹ , S.J. Joshi³⁶ ,
 B. Jost⁴³ , N. Jurik⁴³ , I. Juszczak³⁵ , D. Kaminaris⁴⁴ , S. Kandybei⁴⁶ , Y. Kang³ ,
 M. Karacson⁴³ , D. Karpenkov³⁸ , M. Karpov³⁸ , J.W. Kautz⁶⁰ , F. Keizer⁴³ ,
 D.M. Keller⁶³ , M. Kenzie⁵¹ , T. Ketel³² , B. Khanji⁶³ , A. Kharisova³⁸ ,
 S. Kholodenko³⁸ , G. Khreich¹¹ , T. Kirn¹⁴ , V.S. Kirsebom⁴⁴ , O. Kitouni⁵⁹ ,
 S. Klaver³³ , N. Kleijne^{29,q} , K. Klimaszewski³⁶ , M.R. Kmiec³⁶ , S. Koliiev⁴⁷ ,
 L. Kolk¹⁵ , A. Kondybayeva³⁸ , A. Konoplyannikov³⁸ , P. Kopciwicz³⁴ , R. Kopečna¹⁷ ,
 P. Koppenburg³² , M. Korolev³⁸ , I. Kostiuk³² , O. Kot⁴⁷ , S. Kotriakhova ,

A. Kozachuk³⁸ , P. Kravchenko³⁸ , L. Kravchuk³⁸ , M. Kreps⁵¹ , S. Kretschmar¹⁴ ,
P. Krokovny³⁸ , W. Krupa⁶³ , W. Krzemien³⁶ , J. Kubat¹⁷ , S. Kubis⁷⁶ ,
W. Kucewicz³⁵ , M. Kucharczyk³⁵ , V. Kudryavtsev³⁸ , E.K Kulikova³⁸ , A. Kupsc⁷⁸ ,
D. Lacarrere⁴³ , G. Lafferty⁵⁷ , A. Lai²⁷ , A. Lampis^{27,h} , D. Lancierini⁴⁵ ,
C. Landesa Gomez⁴¹ , J.J. Lane⁵⁷ , R. Lane⁴⁹ , C. Langenbruch¹⁷ , J. Langer¹⁵ ,
O. Lantwin³⁸ , T. Latham⁵¹ , F. Lazzari^{29,r} , C. Lazzeroni⁴⁸ , R. Le Gac¹⁰ ,
S.H. Lee⁷⁹ , R. Lefèvre⁹ , A. Leflat³⁸ , S. Legotin³⁸ , P. Lenisa^{i,21} , O. Leroy¹⁰ ,
T. Lesiak³⁵ , B. Leverington¹⁷ , A. Li³ , H. Li⁶⁷ , K. Li⁷ , P. Li⁴³ , P.-R. Li⁶⁸ ,
S. Li⁷ , T. Li⁴ , T. Li⁶⁷ , Y. Li⁴ , Z. Li⁶³ , Z. Lian³ , X. Liang⁶³ , C. Lin⁶ ,
T. Lin⁵² , R. Lindner⁴³ , V. Lisovskyi⁴⁴ , R. Litvinov^{27,h} , G. Liu⁶⁷ , H. Liu⁶ ,
K. Liu⁶⁸ , Q. Liu⁶ , S. Liu^{4,6} , A. Lobo Salvia⁴⁰ , A. Loi²⁷ , R. Lollini⁷³ ,
J. Lomba Castro⁴¹ , I. Longstaff⁵⁴ , J.H. Lopes² , A. Lopez Huertas⁴⁰ , S. López Soliño⁴¹ ,
G.H. Lovell⁵⁰ , Y. Lu^{4,b} , C. Lucarelli^{22,j} , D. Lucchesi^{28,o} , S. Luchuk³⁸ ,
M. Lucio Martinez⁷⁵ , V. Lukashenko^{32,47} , Y. Luo³ , A. Lupato²⁸ , E. Luppi^{21,i} ,
K. Lynch¹⁸ , X.-R. Lyu⁶ , R. Ma⁶ , S. Maccolini¹⁵ , F. Machefert¹¹ , F. Maciuc³⁷ ,
I. Mackay⁵⁸ , V. Macko⁴⁴ , L.R. Madhan Mohan⁵⁰ , A. Maevskiy³⁸ , D. Maisuzenko³⁸ ,
M.W. Majewski³⁴ , J.J. Malczewski³⁵ , S. Malde⁵⁸ , B. Malecki^{35,43} , A. Malinin³⁸ ,
T. Maltsev³⁸ , G. Manca^{27,h} , G. Mancinelli¹⁰ , C. Mancuso^{11,25,l} , R. Manera Escalero⁴⁰ ,
D. Manuzzi²⁰ , C.A. Manzari⁴⁵ , D. Marangotto^{25,l} , J.F. Marchand⁸ , U. Marconi²⁰ ,
S. Mariani⁴³ , C. Marin Benito⁴⁰ , J. Marks¹⁷ , A.M. Marshall⁴⁹ , P.J. Marshall⁵⁵ ,
G. Martelli^{73,p} , G. Martellotti³⁰ , L. Martinazzoli^{43,m} , M. Martinelli^{26,m} ,
D. Martinez Santos⁴¹ , F. Martinez Vidal⁴² , A. Massafferri¹ , M. Materok¹⁴ ,
R. Matev⁴³ , A. Mathad⁴⁵ , V. Matiunin³⁸ , C. Matteuzzi^{63,26} , K.R. Mattioli¹² ,
A. Mauri⁵⁶ , E. Maurice¹² , J. Mauricio⁴⁰ , M. Mazurek⁴³ , M. McCann⁵⁶ ,
L. McConnell¹⁸ , T.H. McGrath⁵⁷ , N.T. McHugh⁵⁴ , A. McNab⁵⁷ , R. McNulty¹⁸ ,
B. Meadows⁶⁰ , G. Meier¹⁵ , D. Melnychuk³⁶ , M. Merk^{32,75} , A. Merli^{25,l} ,
L. Meyer Garcia² , D. Miao^{4,6} , H. Miao⁶ , M. Mikhasenko^{71,d} , D.A. Milanese⁷⁰ ,
M. Milovanovic⁴³ , M.-N. Minard^{8,†} , A. Minotti^{26,m} , E. Minucci⁶³ , T. Miralles⁹ ,
S.E. Mitchell⁵³ , B. Mitreska¹⁵ , D.S. Mitzel¹⁵ , A. Modak⁵² , A. Mödden¹⁵ ,
R.A. Mohammed⁵⁸ , R.D. Moise¹⁴ , S. Mokhnenko³⁸ , T. Mombächer⁴¹ ,
M. Monk^{51,64} , I.A. Monroy⁷⁰ , S. Monteil⁹ , G. Morello²³ , M.J. Morello^{29,q} ,
M.P. Morgenthaler¹⁷ , J. Moron³⁴ , A.B. Morris⁴³ , A.G. Morris¹⁰ , R. Mountain⁶³ ,
H. Mu³ , E. Muhammad⁵¹ , F. Muheim⁵³ , M. Mulder⁷⁴ , K. Müller⁴⁵ , D. Murray⁵⁷ ,
R. Murta⁵⁶ , P. Muzzetto^{27,h} , P. Naik⁵⁵ , T. Nakada⁴⁴ , R. Nandakumar⁵² ,
T. Nanut⁴³ , I. Nasteva² , M. Needham⁵³ , N. Neri^{25,l} , S. Neubert⁷¹ , N. Neufeld⁴³ ,
P. Neustroev³⁸ , R. Newcombe⁵⁶ , J. Nicolini^{15,11} , D. Nicotra⁷⁵ , E.M. Niel⁴⁴ ,
S. Nieswand¹⁴ , N. Nikitin³⁸ , N.S. Nolte⁵⁹ , C. Normand^{8,h,27} , J. Novoa Fernandez⁴¹ ,
G.N Nowak⁶⁰ , C. Nunez⁷⁹ , A. Oblakowska-Mucha³⁴ , V. Obraztsov³⁸ , T. Oeser¹⁴ ,
S. Okamura^{21,i,43} , R. Oldeman^{27,h} , F. Oliva⁵³ , M.O Olocco¹⁵ , C.J.G. Onderwater⁷⁵ ,
R.H. O'Neil⁵³ , J.M. Otalora Goicochea² , T. Ovsiannikova³⁸ , P. Owen⁴⁵ ,
A. Oyanguren⁴² , O. Ozcelik⁵³ , K.O. Padeken⁷¹ , B. Pagare⁵¹ , P.R. Pais⁴³ ,
T. Pajero⁵⁸ , A. Palano¹⁹ , M. Palutan²³ , G. Panshin³⁸ , L. Paolucci⁵¹ ,
A. Papanestis⁵² , M. Pappagallo^{19,f} , L.L. Pappalardo^{21,i} , C. Pappenheimer⁶⁰ ,
C. Parkes⁵⁷ , B. Passalacqua^{21,i} , G. Passaleva²² , A. Pastore¹⁹ , M. Patel⁵⁶ ,
C. Patrignani^{20,g} , C.J. Pawley⁷⁵ , A. Pellegrino³² , M. Pepe Altarelli²³ ,
S. Perazzini²⁰ , D. Pereima³⁸ , A. Pereiro Castro⁴¹ , P. Perret⁹ , A. Perro⁴³ ,
K. Petridis⁴⁹ , A. Petrolini^{24,k} , S. Petrucci⁵³ , M. Petruzzzo²⁵ , H. Pham⁶³ ,
A. Philippov³⁸ , R. Piandani⁶ , L. Pica^{29,q} , M. Piccini⁷³ , B. Pietrzyk⁸ ,
G. Pietrzyk¹¹ , D. Pinci³⁰ , F. Pisani⁴³ , M. Pizzichemi^{26,m} , V. Placinta³⁷ ,
J. Plews⁴⁸ , M. Plo Casasus⁴¹ , F. Polci^{13,43} , M. Poli Lener²³ , A. Poluektov¹⁰ ,

N. Polukhina³⁸ , I. Polyakov⁴³ , E. Polycarpo² , S. Ponce⁴³ , D. Popov^{6,43} ,
S. Poslavskii³⁸ , K. Prasanth³⁵ , L. Promberger¹⁷ , C. Prouve⁴¹ , V. Pugatch⁴⁷ ,
V. Puill¹¹ , G. Punzi^{29,r} , H.R. Qi³ , W. Qian⁶ , N. Qin³ , S. Qu³ , R. Quagliani⁴⁴ ,
B. Rachwal³⁴ , J.H. Rademacker⁴⁹ , R. Rajagopalan⁶³ , M. Rama²⁹ , M. Ramos Pernas⁵¹ ,
M.S. Rangel² , F. Ratnikov³⁸ , G. Raven³³ , M. Rebollo De Miguel⁴² , F. Redi⁴³ ,
J. Reich⁴⁹ , F. Reiss⁵⁷ , Z. Ren³ , P.K. Resmi⁵⁸ , R. Ribatti^{29,q} , A.M. Ricci²⁷ ,
S. Ricciardi⁵² , K. Richardson⁵⁹ , M. Richardson-Slipper⁵³ , K. Rinnert⁵⁵ ,
P. Robbe¹¹ , G. Robertson⁵³ , E. Rodrigues^{55,43} , E. Rodriguez Fernandez⁴¹ ,
J.A. Rodriguez Lopez⁷⁰ , E. Rodriguez Rodriguez⁴¹ , D.L. Rolf⁴³ , A. Rollings⁵⁸ ,
P. Roloff⁴³ , V. Romanovskiy³⁸ , M. Romero Lamas⁴¹ , A. Romero Vidal⁴¹ ,
F. Ronchetti⁴⁴ , M. Rotondo²³ , M.S. Rudolph⁶³ , T. Ruf⁴³ , R.A. Ruiz Fernandez⁴¹ ,
J. Ruiz Vidal⁴² , A. Ryzhikov³⁸ , J. Ryzka³⁴ , J.J. Saborido Silva⁴¹ , N. Sagidova³⁸ ,
N. Sahoo⁴⁸ , B. Saitta^{27,h} , M. Salomoni⁴³ , C. Sanchez Gras³² , I. Sanderswood⁴² ,
R. Santacesaria³⁰ , C. Santamarina Rios⁴¹ , M. Santimaria²³ , L. Santoro¹ ,
E. Santovetti³¹ , D. Saranin³⁸ , G. Sarpis⁵³ , M. Sarpis⁷¹ , A. Sarti³⁰ ,
C. Satriano^{30,s} , A. Satta³¹ , M. Saur⁵ , D. Savrina³⁸ , H. Sazak⁹ ,
L.G. Scantlebury Smead⁵⁸ , A. Scarabotto¹³ , S. Schael¹⁴ , S. Scherl⁵⁵ , A. M.
Schertz⁷² , M. Schiller⁵⁴ , H. Schindler⁴³ , M. Schmelling¹⁶ , B. Schmidt⁴³ ,
S. Schmitt¹⁴ , O. Schneider⁴⁴ , A. Schopper⁴³ , M. Schubiger³² , N. Schulte¹⁵ ,
S. Schulte⁴⁴ , M.H. Schune¹¹ , R. Schwemmer⁴³ , G. Schwering¹⁴ , B. Sciascia²³ ,
A. Sciuccati⁴³ , S. Sellam⁴¹ , A. Semennikov³⁸ , M. Senghi Soares³³ , A. Sergi^{24,k} ,
N. Serra^{45,43} , L. Sestini²⁸ , A. Seuthe¹⁵ , Y. Shang⁵ , D.M. Shangase⁷⁹ ,
M. Shapkin³⁸ , I. Shchemerov³⁸ , L. Shchutka⁴⁴ , T. Shears⁵⁵ , L. Shekhtman³⁸ ,
Z. Shen⁵ , S. Sheng^{4,6} , V. Shevchenko³⁸ , B. Shi⁶ , E.B. Shields^{26,m} , Y. Shimizu¹¹ ,
E. Shmanin³⁸ , R. Shorkin³⁸ , J.D. Shupperd⁶³ , B.G. Siddi^{21,i} , R. Silva Coutinho⁶³ ,
G. Simi²⁸ , S. Simone^{19,f} , M. Singla⁶⁴ , N. Skidmore⁵⁷ , R. Skuza¹⁷ ,
T. Skwarnicki⁶³ , M.W. Slater⁴⁸ , J.C. Smallwood⁵⁸ , J.G. Smeaton⁵⁰ , E. Smith⁵⁹ ,
K. Smith⁶² , M. Smith⁵⁶ , A. Snoch³² , L. Soares Lavra⁵³ , M.D. Sokoloff⁶⁰ ,
F.J.P. Soler⁵⁴ , A. Solomin^{38,49} , A. Solovov³⁸ , I. Solovyev³⁸ , R. Song⁶⁴ , Y. Song³ ,
F.L. Souza De Almeida² , B. Souza De Paula² , E. Spadaro Norella^{25,l} , E. Spedicato²⁰ ,
J.G. Speer¹⁵ , E. Spiridenkov³⁸ , P. Spradlin⁵⁴ , V. Sriskaran⁴³ , F. Stagni⁴³ ,
M. Stahl⁴³ , S. Stahl⁴³ , S. Stanislaus⁵⁸ , E.N. Stein⁴³ , O. Steinkamp⁴⁵ ,
O. Stenyakin³⁸ , H. Stevens¹⁵ , D. Strekalina³⁸ , Y.S. Su⁶ , F. Suljik⁵⁸ , J. Sun²⁷ ,
L. Sun⁶⁹ , Y. Sun⁶¹ , P.N. Swallow⁴⁸ , K. Swientek³⁴ , A. Szabelski³⁶ , T. Szumlak³⁴ ,
M. Szymanski⁴³ , Y. Tan³ , S. Taneja⁵⁷ , M.D. Tat⁵⁸ , A. Terentev⁴⁵ , F. Teubert⁴³ ,
E. Thomas⁴³ , D.J.D. Thompson⁴⁸ , H. Tilquin⁵⁶ , V. Tisserand⁹ , S. T'Jampens⁸ ,
M. Tobin⁴ , L. Tomassetti^{21,i} , G. Tonani^{25,l} , X. Tong⁵ , D. Torres Machado¹ ,
L. Toscano¹⁵ , D.Y. Tou³ , C. Trippi⁴⁴ , G. Tuci¹⁷ , A. Tully⁴⁴ , N. Tuning³² ,
A. Ukleja³⁶ , D.J. Unverzagt¹⁷ , E. Ursov³⁸ , A. Usachov³³ , A. Ustyuzhanin³⁸ ,
U. Uwer¹⁷ , V. Vagnoni²⁰ , A. Valassi⁴³ , G. Valenti²⁰ , N. Valls Canudas³⁹ ,
M. Van Dijk⁴⁴ , H. Van Hecke⁶² , E. van Herwijnen⁵⁶ , C.B. Van Hulse^{41,v} ,
M. van Veghel³² , R. Vazquez Gomez⁴⁰ , P. Vazquez Regueiro⁴¹ , C. Vázquez Sierra⁴¹ ,
S. Vecchi²¹ , J.J. Velthuis⁴⁹ , M. Veltri^{22,u} , A. Venkateswaran⁴⁴ , M. Vesterinen⁵¹ ,
D. Vieira⁶⁰ , M. Vieites Diaz⁴⁴ , X. Vilasis-Cardona³⁹ , E. Vilella Figueras⁵⁵ ,
A. Villa²⁰ , P. Vincent¹³ , F.C. Volle¹¹ , D. vom Bruch¹⁰ , V. Vorobyev³⁸,
N. Voropaev³⁸ , K. Vos⁷⁵ , C. Vrahas⁵³ , J. Walsh²⁹ , E.J. Walton⁶⁴ , G. Wan⁵ ,
C. Wang¹⁷ , G. Wang⁷ , J. Wang⁵ , J. Wang⁴ , J. Wang³ , J. Wang⁶⁹ , M. Wang²⁵ ,
R. Wang⁴⁹ , X. Wang⁶⁷ , Y. Wang⁷ , Z. Wang⁴⁵ , Z. Wang³ , Z. Wang⁶ ,
J.A. Ward^{51,64} , N.K. Watson⁴⁸ , D. Websdale⁵⁶ , Y. Wei⁵ , B.D.C. Westhenry⁴⁹ ,
D.J. White⁵⁷ , M. Whitehead⁵⁴ , A.R. Wiederhold⁵¹ , D. Wiedner¹⁵ , G. Wilkinson⁵⁸

M.K. Wilkinson⁶⁰ , I. Williams⁵⁰, M. Williams⁵⁹ , M.R.J. Williams⁵³ , R. Williams⁵⁰ , F.F. Wilson⁵² , W. Wislicki³⁶ , M. Witek³⁵ , L. Witola¹⁷ , C.P. Wong⁶² , G. Wormser¹¹ , S.A. Wotton⁵⁰ , H. Wu⁶³ , J. Wu⁷ , Y. Wu⁵ , K. Wyllie⁴³ , S. Xian⁶⁷, Z. Xiang⁴ , Y. Xie⁷ , A. Xu²⁹ , J. Xu⁶ , L. Xu³ , L. Xu³ , M. Xu⁵¹ , Q. Xu⁶, Z. Xu⁹ , Z. Xu⁶ , Z. Xu⁴ , D. Yang³ , S. Yang⁶ , X. Yang⁵ , Y. Yang²⁴ , Z. Yang⁵ , Z. Yang⁶¹ , V. Yeroshenko¹¹ , H. Yeung⁵⁷ , H. Yin⁷ , J. Yu⁶⁶ , X. Yuan⁴ , E. Zaffaroni⁴⁴ , M. Zavertyaev¹⁶ , M. Zdybal³⁵ , M. Zeng³ , C. Zhang⁵ , D. Zhang⁷ , J. Zhang⁶ , L. Zhang³ , S. Zhang⁶⁶ , S. Zhang⁵ , Y. Zhang⁵ , Y. Zhang⁵⁸, Y. Zhao¹⁷ , A. Zharkova³⁸ , A. Zhelezov¹⁷ , Y. Zheng⁶ , T. Zhou⁵ , X. Zhou⁷ , Y. Zhou⁶ , V. Zhovkovska¹¹ , L. Z. Zhu⁶ , X. Zhu³ , X. Zhu⁷ , Z. Zhu⁶ , V. Zhukov^{14,38} , J. Zhuo⁴² , Q. Zou^{4,6} , S. Zucchelli^{20,9} , D. Zuliani²⁸ , G. Zunica⁵⁷ .

¹ *Centro Brasileiro de Pesquisas Físicas (CBPF), Rio de Janeiro, Brazil*

² *Universidade Federal do Rio de Janeiro (UFRJ), Rio de Janeiro, Brazil*

³ *Center for High Energy Physics, Tsinghua University, Beijing, China*

⁴ *Institute Of High Energy Physics (IHEP), Beijing, China*

⁵ *School of Physics State Key Laboratory of Nuclear Physics and Technology, Peking University, Beijing, China*

⁶ *University of Chinese Academy of Sciences, Beijing, China*

⁷ *Institute of Particle Physics, Central China Normal University, Wuhan, Hubei, China*

⁸ *Université Savoie Mont Blanc, CNRS, IN2P3-LAPP, Annecy, France*

⁹ *Université Clermont Auvergne, CNRS/IN2P3, LPC, Clermont-Ferrand, France*

¹⁰ *Aix Marseille Univ, CNRS/IN2P3, CPPM, Marseille, France*

¹¹ *Université Paris-Saclay, CNRS/IN2P3, IJCLab, Orsay, France*

¹² *Laboratoire Leprince-Ringuet, CNRS/IN2P3, Ecole Polytechnique, Institut Polytechnique de Paris, Palaiseau, France*

¹³ *LPNHE, Sorbonne Université, Paris Diderot Sorbonne Paris Cité, CNRS/IN2P3, Paris, France*

¹⁴ *I. Physikalisches Institut, RWTH Aachen University, Aachen, Germany*

¹⁵ *Fakultät Physik, Technische Universität Dortmund, Dortmund, Germany*

¹⁶ *Max-Planck-Institut für Kernphysik (MPIK), Heidelberg, Germany*

¹⁷ *Physikalisches Institut, Ruprecht-Karls-Universität Heidelberg, Heidelberg, Germany*

¹⁸ *School of Physics, University College Dublin, Dublin, Ireland*

¹⁹ *INFN Sezione di Bari, Bari, Italy*

²⁰ *INFN Sezione di Bologna, Bologna, Italy*

²¹ *INFN Sezione di Ferrara, Ferrara, Italy*

²² *INFN Sezione di Firenze, Firenze, Italy*

²³ *INFN Laboratori Nazionali di Frascati, Frascati, Italy*

²⁴ *INFN Sezione di Genova, Genova, Italy*

²⁵ *INFN Sezione di Milano, Milano, Italy*

²⁶ *INFN Sezione di Milano-Bicocca, Milano, Italy*

²⁷ *INFN Sezione di Cagliari, Monserrato, Italy*

²⁸ *Università degli Studi di Padova, Università e INFN, Padova, Padova, Italy*

²⁹ *INFN Sezione di Pisa, Pisa, Italy*

³⁰ *INFN Sezione di Roma La Sapienza, Roma, Italy*

³¹ *INFN Sezione di Roma Tor Vergata, Roma, Italy*

³² *Nikhef National Institute for Subatomic Physics, Amsterdam, Netherlands*

³³ *Nikhef National Institute for Subatomic Physics and VU University Amsterdam, Amsterdam, Netherlands*

³⁴ *AGH - University of Science and Technology, Faculty of Physics and Applied Computer Science, Kraków, Poland*

³⁵ *Henryk Niewodniczanski Institute of Nuclear Physics Polish Academy of Sciences, Kraków, Poland*

³⁶ *National Center for Nuclear Research (NCBJ), Warsaw, Poland*

³⁷ *Horia Hulubei National Institute of Physics and Nuclear Engineering, Bucharest-Magurele, Romania*

³⁸ *Affiliated with an institute covered by a cooperation agreement with CERN*

³⁹ *DS4DS, La Salle, Universitat Ramon Llull, Barcelona, Spain*

- ⁴⁰ ICCUB, Universitat de Barcelona, Barcelona, Spain
- ⁴¹ Instituto Galego de Física de Altas Enerxías (IGFAE), Universidade de Santiago de Compostela, Santiago de Compostela, Spain
- ⁴² Instituto de Física Corpuscular, Centro Mixto Universidad de Valencia - CSIC, Valencia, Spain
- ⁴³ European Organization for Nuclear Research (CERN), Geneva, Switzerland
- ⁴⁴ Institute of Physics, Ecole Polytechnique Fédérale de Lausanne (EPFL), Lausanne, Switzerland
- ⁴⁵ Physik-Institut, Universität Zürich, Zürich, Switzerland
- ⁴⁶ NSC Kharkiv Institute of Physics and Technology (NSC KIPT), Kharkiv, Ukraine
- ⁴⁷ Institute for Nuclear Research of the National Academy of Sciences (KINR), Kyiv, Ukraine
- ⁴⁸ University of Birmingham, Birmingham, United Kingdom
- ⁴⁹ H.H. Wills Physics Laboratory, University of Bristol, Bristol, United Kingdom
- ⁵⁰ Cavendish Laboratory, University of Cambridge, Cambridge, United Kingdom
- ⁵¹ Department of Physics, University of Warwick, Coventry, United Kingdom
- ⁵² STFC Rutherford Appleton Laboratory, Didcot, United Kingdom
- ⁵³ School of Physics and Astronomy, University of Edinburgh, Edinburgh, United Kingdom
- ⁵⁴ School of Physics and Astronomy, University of Glasgow, Glasgow, United Kingdom
- ⁵⁵ Oliver Lodge Laboratory, University of Liverpool, Liverpool, United Kingdom
- ⁵⁶ Imperial College London, London, United Kingdom
- ⁵⁷ Department of Physics and Astronomy, University of Manchester, Manchester, United Kingdom
- ⁵⁸ Department of Physics, University of Oxford, Oxford, United Kingdom
- ⁵⁹ Massachusetts Institute of Technology, Cambridge, MA, United States
- ⁶⁰ University of Cincinnati, Cincinnati, OH, United States
- ⁶¹ University of Maryland, College Park, MD, United States
- ⁶² Los Alamos National Laboratory (LANL), Los Alamos, NM, United States
- ⁶³ Syracuse University, Syracuse, NY, United States
- ⁶⁴ School of Physics and Astronomy, Monash University, Melbourne, Australia, associated to ⁵¹
- ⁶⁵ Pontifícia Universidade Católica do Rio de Janeiro (PUC-Rio), Rio de Janeiro, Brazil, associated to ²
- ⁶⁶ Physics and Micro Electronic College, Hunan University, Changsha City, China, associated to ⁷
- ⁶⁷ Guangdong Provincial Key Laboratory of Nuclear Science, Guangdong-Hong Kong Joint Laboratory of Quantum Matter, Institute of Quantum Matter, South China Normal University, Guangzhou, China, associated to ³
- ⁶⁸ Lanzhou University, Lanzhou, China, associated to ⁴
- ⁶⁹ School of Physics and Technology, Wuhan University, Wuhan, China, associated to ³
- ⁷⁰ Departamento de Física, Universidad Nacional de Colombia, Bogota, Colombia, associated to ¹³
- ⁷¹ Universität Bonn - Helmholtz-Institut für Strahlen und Kernphysik, Bonn, Germany, associated to ¹⁷
- ⁷² Eotvos Lorand University, Budapest, Hungary, associated to ⁴³
- ⁷³ INFN Sezione di Perugia, Perugia, Italy, associated to ²¹
- ⁷⁴ Van Swinderen Institute, University of Groningen, Groningen, Netherlands, associated to ³²
- ⁷⁵ Universiteit Maastricht, Maastricht, Netherlands, associated to ³²
- ⁷⁶ Tadeusz Kosciuszko Cracow University of Technology, Cracow, Poland, associated to ³⁵
- ⁷⁷ Tadeusz Kosciuszko Cracow University of Technology, Cracow, Poland, associated to ³⁵
- ⁷⁸ Department of Physics and Astronomy, Uppsala University, Uppsala, Sweden, associated to ⁵⁴
- ⁷⁹ University of Michigan, Ann Arbor, MI, United States, associated to ⁶³

^a Universidade de Brasília, Brasília, Brazil

^b Central South U., Changsha, China

^c Hangzhou Institute for Advanced Study, UCAS, Hangzhou, China

^d Excellence Cluster ORIGINS, Munich, Germany

^e Universidad Nacional Autónoma de Honduras, Tegucigalpa, Honduras

^f Università di Bari, Bari, Italy

^g Università di Bologna, Bologna, Italy

^h Università di Cagliari, Cagliari, Italy

ⁱ Università di Ferrara, Ferrara, Italy

^j Università di Firenze, Firenze, Italy

^k Università di Genova, Genova, Italy

^l Università degli Studi di Milano, Milano, Italy

^m Università di Milano Bicocca, Milano, Italy

ⁿ *Università di Modena e Reggio Emilia, Modena, Italy*

^o *Università di Padova, Padova, Italy*

^p *Università di Perugia, Perugia, Italy*

^q *Scuola Normale Superiore, Pisa, Italy*

^r *Università di Pisa, Pisa, Italy*

^s *Università della Basilicata, Potenza, Italy*

^t *Università di Roma Tor Vergata, Roma, Italy*

^u *Università di Urbino, Urbino, Italy*

^v *Universidad de Alcalá, Alcalá de Henares, Spain*

^w *Universidade da Coruña, Coruña, Spain*

[†] *Deceased*