

7TH INTERNATIONAL CONFERENCE ON MICRO PATTERN GASEOUS DETECTORS
REHOVOT, ISRAEL
11–16 DECEMBER 2022

The novel XYU-GEM to resolve ambiguities

K.J. Flöthner,^{a,b,*} F. Brunbauer,^a S. Ferry,^a F. Garcia,^k D. Janssens,^{a,c,d} B. Ketzer,^b
M. Lisowska,^{a,e} H. Muller,^{a,f} R. de Oliveira,^a E. Oliveri,^a G. Orlandini,^{a,g} D. Pfeiffer,^{a,h,i}
L. Ropelewski,^a J. Samarati,^h F. Sauli,^a L. Scharenberg,^{a,f} M. van Stenis,^a A. Utrobicic^{a,j}
and R. Veenhof^a

^aEuropean Organization for Nuclear Research (CERN), 1211 Geneva 23, Switzerland

^bHelmholtz-Institut für Strahlen- und Kernphysik, University of Bonn,
Nußallee 14–16, 53115 Bonn, Germany

^cInter-University Institute for High Energies (IIHE), 1050 Brussels, Belgium

^dVrije Universiteit Brussel, 1050 Brussels, Belgium

^eUniversité Paris-Saclay, F-91191 Gif-sur-Yvette, France

^fPhysikalisches Institut, University of Bonn, Nußallee 12, 53115 Bonn, Germany

^gFriedrich-Alexander-Universität Erlangen-Nürnberg, Schloßplatz 4, 91054 Erlangen, Germany

^hEuropean Spallation Source ERIC (ESS), Box 176, SE-221 00 Lund, Sweden

ⁱUniversity of Milano-Bicocca, Department of Physics, Piazza della Scienza 3, 20126 Milan, Italy

^jRuder Bošković Institute Bijenička c. 54, 10000 Zagreb, Croatia

^kHelsinki Institute of Physics, University of Helsinki, FI-00014 Helsinki, Finland

E-mail: karl.jonathan.floethner@cern.ch

ABSTRACT: Removing ambiguities within a single stage becomes crucial when one can not use multiple detectors behind each other to resolve them which naturally is the case for neutral radiation. An example would be RICH detectors. Commonly, pixilated readout is chosen for this purpose. However, this causes a remarkable increase in quantity of channels. Thus, the overall costs of the detector would increase. Therefore, the XYU-GEM was proposed as a three coordinate strip-readout which is combined with a triple GEM detector. The readout complements a common XY readout with an additional projection which is tilted by 45°. The overdetermination due to three projections can be used to resolve ambiguities. Following the detector design will be explained, first measurements discussed to understand the response of the detector and a way to change the charge sharing without changing the manufacturing parameters of the readout.

KEYWORDS: Detector design and construction technologies and materials; Gaseous imaging and tracking detectors; Micropattern gaseous detectors (MSGC, GEM, THGEM, RETHGEM, MHSP, MICROPIC, MICROMEGAS, InGrid, etc); X-ray detectors

*Corresponding author.

Contents

1	Introduction	1
2	Detector design and setup	2
3	General response of the detector	2
4	Biasing strips and charge sharing variation	3
5	Summary and outlook	3

1 Introduction

Within limits, ambiguities can be resolved by using electronics which give access to better time resolution or additional information about signal amplitude. However, solutions can be found as well at detector level by specific designs [1, 2]. The proposed XYU readout would be such a solution which does not depend on the used electronics. A cross-section and microscope picture of the proposed XYU readout can be seen in figure 1.




Figure 1. Left: schematic cross section. Right: microscope picture of the three strip layers.

How the three coordinates can be used to resolve ambiguities is shown in figure 2. As depicted on the left it is not possible to resolve ambiguities with a binary readout with only using two projections. But obvious with the third coordinate. On the right resolving most of the ambiguities by simple correlation is already possible. Still present ghosts might be resolved by more complex combinatory algorithm, e.g. looping over the multiple possibilities and requiring to use up all signals. A multi-hit event like illustrated in 2 would be impossible to reconstruct with two projections, while one would be able resolve this using the third projection. This has to be verified with actual multi-hit events, caused by showers, from test beam data.

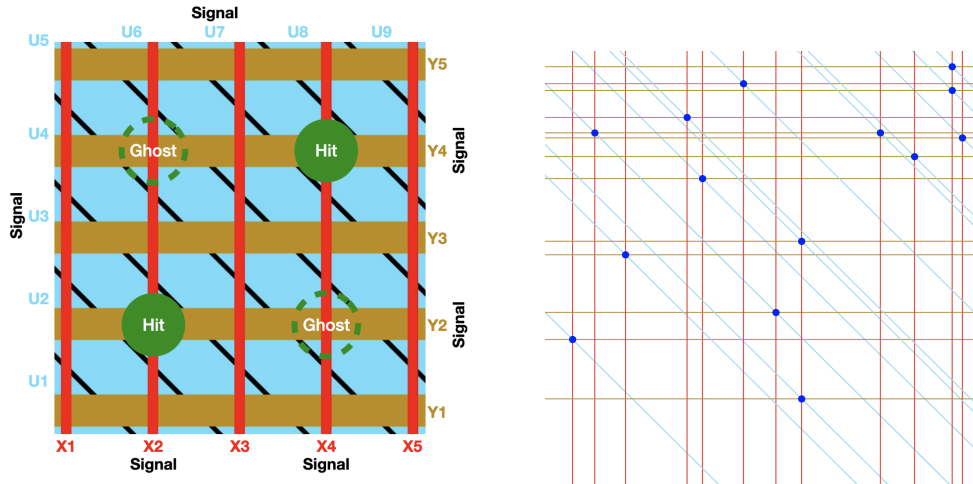


Figure 2. Left: schematic of ambiguities. Right: illustrated Multi-hit example. The blue circles indicate the simulated hits. The coloured lines indicate all strips with signal. Resolving the ambiguities within this example can only be achieved by taking into account all three coordinates.

2 Detector design and setup

From simulations a smaller charge collection for U is predicted for the current parameters which are limited by manufacturing constrains [3]. In principle it would be desired to have an equal sharing to avoid the need of operating the detector at higher gains to achieve full efficiency with all projections. These simulations were based on the Ramo-Shockley theorem [4, 5] and can provide the total induced charge on the different strip layers. The picture in figure 1 shows all three conductive layers of the readout which are exposed to the gas volume. On top visible the X strips, by 90° tilted the Y strips and by another 45° the U strips. The manufacturing process was developed by the CERN Micro Pattern Technology (MPT) group [6]. The process involves the glueing of two copper-cladded polyimide foils, hosting the different strip-layers. To reveal projections, three dielectric etchings need to be performed. The result can be seen in figure 1 as it was stated above. The detector itself is based on the standard COMPASS-like triple-GEM detector [7]. The gas mixture Ar/CO₂ 70/30 was used. For the readout electronics the VMM3a ASIC with the RD51 Scalable Readout System (SRS) was used [8].

3 General response of the detector

The response of the XYU detector was investigated with ^{55}Fe in the laboratory and with Minimum Ionizing Particles (MIPs) during the RD51 October test-beam at the SPS H4 beam-line. Due to the lower energy deposition from MIPs, compared to ^{55}Fe , the gain for the test-beam is increased by a factor of three.¹ As shown by the ADC counts, figure 3, the distribution looks similar for all three coordinates. Although one can observe a shift to lower adc channel for the U coordinate, which indicates the lower charge collection. Extracting the position of the photopeak and the MPV, the

¹The gain during laboratory measurements was $\sim 10\text{k}$.

charge sharing can be determined. This leads to 41/38/21 (X/Y/U)² for the ⁵⁵Fe and 39/36/25 for the beam measurements, which matches with the simulations [3].

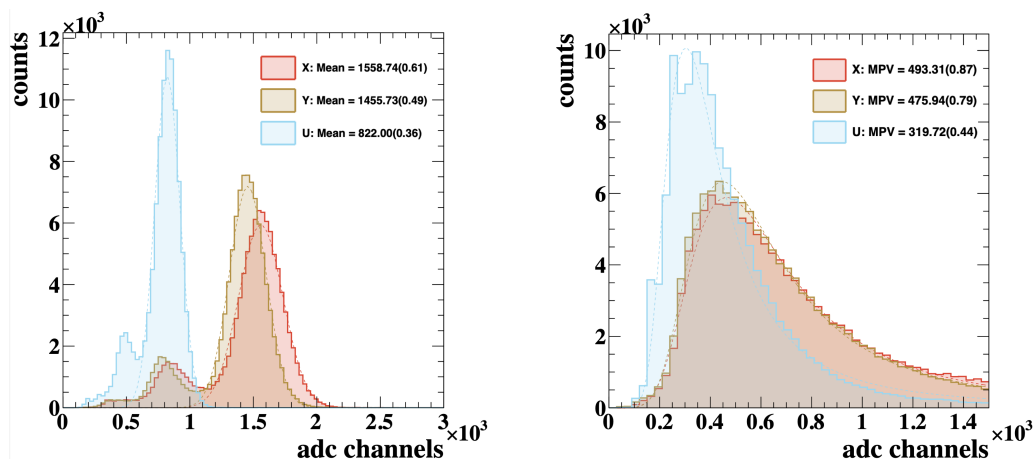


Figure 3. Left: ADC spectra for ⁵⁵Fe. Right: ADC spectra for 150 GeV/c muons.

4 Biasing strips and charge sharing variation

Applying a voltage on the strips can be used to compensate the unequal charge collection. As shown in figure 4 one can see a clear shift of the spectrum collected from the X strips while applying different voltages on the U strips. Therefore one could achieve equal sharing without changing the manufacturing parameters.

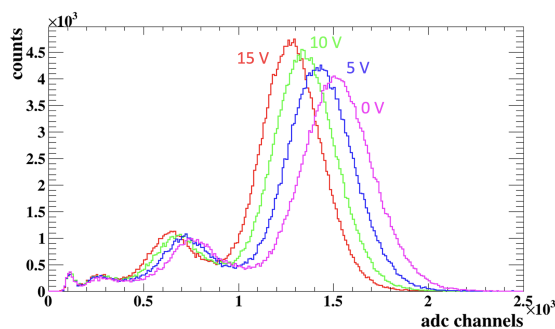


Figure 4. Spectra from the X strips for different bias voltages on U strips.

5 Summary and outlook

The first prototype of the XYU-GEM could be operated and it is possible to collect reasonable data using an ⁵⁵Fe source and 150 GeV/c muons. The observed characteristics are as expected. It is shown, that one can influence the sharing of the signal by applying a bias voltage on the strips. However, further

²A minor change of sharing with radiation can be observed as well caused by charging up of the insulator [3].

investigations are needed to see the effect simultaneously on all projections. Using the beam data the detector response with actual multi-hit events, caused by showers, is under investigation. As well as the possible influence of the third coordinate on the resolution. Another aspect worth to investigate would be a different pitch of the U projection. This can be done merging channels and therefore changing the signal-to-noise-ratio on individual strips which could be compared to simulations.

Acknowledgments

This work has been sponsored by the Wolfgang Gentner Programme of the German Federal Ministry of Education and Research (grant no. 13E18CHA). The work has been performed in the context of the CERN Strategic Programme on Technologies for Future Experiments <https://ep-rnd.web.cern.ch/>.

References

- [1] F. Sauli, *Novel Cherenkov photon detectors*, *Nucl. Instrum. Meth. A* **553** (2005) 18.
- [2] I. Laktineh, *A New Readout Scheme for RPC and Other Gaseous Detectors*, in the proceedings of the *ILC Workshop on Potential Experiments (ILCX2021)*, 26–29 October 2021.
- [3] K.J. Floethner et al., *The XYU-GEM: Ambiguity-free coordinate readout of the Gas Electron Multiplier*, RD51-NOTE-2022-09, submitted to *Nucl. Instrum. Meth. A*.
- [4] W. Shockley, *Currents to conductors induced by a moving point charge*, *J. Appl. Phys.* **9** (1938) 635.
- [5] S. Ramo, *Currents induced by electron motion*, *Proc. IRE* **27** (1939) 584.
- [6] R.D. Oliveira, *XYV read out board for GEM detectors*, (2022), <https://indico.cern.ch/event/1110129/contributions/4720923/>.
- [7] C. Altunbas et al., *Construction, test and commissioning of the triple-GEM tracking detector for COMPASS*, *Nucl. Instrum. Meth. A* **490** (2002) 177.
- [8] M. Lupberger et al., *Implementation of the VMM ASIC in the Scalable Readout System*, *Nucl. Instrum. Meth. A* **903** (2018) 91.