



# First measurement of the forward rapidity gap distribution in pPb collisions at $\sqrt{s_{\text{NN}}} = 8.16$ TeV

The CMS Collaboration\*

## Abstract

For the first time at LHC energies, the forward rapidity gap spectra from proton-lead collisions for both proton and lead dissociation processes are presented. The analysis is performed over 10.4 units of pseudorapidity at a center-of-mass energy per nucleon pair of  $\sqrt{s_{\text{NN}}} = 8.16$  TeV, almost 300 times higher than in previous measurements of diffractive production in proton-nucleus collisions. For lead dissociation processes, which correspond to the pomeron-lead event topology, the EPOS-LHC generator predictions are a factor of two below the data, but the model gives a reasonable description of the rapidity gap spectrum shape. For the pomeron-proton topology, the EPOS-LHC, QGSJET II, and HIJING predictions are all at least a factor of five lower than the data. The latter effect might be explained by a significant contribution of ultra-peripheral photoproduction events mimicking the signature of diffractive processes. These data may be of significant help in understanding the high energy limit of quantum chromodynamics and for modeling cosmic ray air showers.

*Published in Physical Review D as doi:10.1103/PhysRevD.108.092004.*



## 1 Introduction

Diffractive scattering, i.e. a process when there is an exchange of an object with vacuum quantum numbers between colliding particles [1, 2], is one of the main topics of high energy hadronic physics. The neutral colorless object that plays the main role in such exchanges, known as the *pomeron* ( $\mathbb{P}$ ) [3–5], is deeply connected to the fundamental nature of quantum chromodynamics (QCD). In spite of many decades of study, diffractive processes are still poorly understood [6–8].

The space-time development of hadronic diffractive processes inside a nucleus, because of intranuclear pomeron interactions, may involve rather specific interference effects due to Gribov inelastic screening contributions [9]. Such contributions are absent in the standard Glauber approach, which only includes elastic intranuclear rescatterings [10]. It has also been suggested that the nucleus can serve as a color filter for different transverse states of an incident hadron in diffractive hadron-nucleus scatterings [11]. Such interactions could manifest a new color dynamics [11, 12] in the form of inelastic Gribov contributions, which may be detectable using the dependence of diffraction on the nuclear mass,  $A$  [12].

At center-of-mass energies of several tens of GeV the HELIOS and EHS/NA22 Collaborations found that the cross section for hadron-nucleus diffraction scales as  $\simeq A^{1/3}$  [13, 14]. This suggests that, for these energies, hadron-nucleus diffraction occurs mostly in peripheral collisions. In contrast, inelastic interactions are expected to follow black-disk scattering, with a cross section scaling as  $\simeq A^{2/3}$ . Although there are a number of different models for soft proton-nucleus interactions within the general Glauber–Gribov approach [12, 15–20], and some of them are implemented in event generators [18–20], there are no experimental data available for comparison at higher energies. This paper presents the first data on proton-nucleus diffraction at the CERN LHC.

Diffractive processes at high energies are characterized by large gaps in the rapidity distribution of final-state particles, while the probability to find a continuous rapidity region  $\Delta\eta$  free of particles is suppressed exponentially in nondiffractive inelastic events,  $d\sigma/d\Delta\eta \sim \exp(-\Delta\eta)$ . Three major types of diffractive processes can be selected by the topology of the events [6, 21]. Single-diffractive processes are characterized by an intact projectile hadron and a large forward rapidity gap (FRG). This gap extends from the projectile rapidity back towards the region populated by products from the inelastic interaction between the emitted pomeron and target hadron. In double-diffractive events, the hadron emitting a pomeron dissociates as well, so the rapidity gap appears between the two groups of dissociation products. Central-diffractive processes, or double pomeron exchanges, are characterized by particles in the central rapidity region from a pomeron-pomeron interaction, surrounded by extended rapidity gaps.

Experimentally, a rapidity gap candidate event can be observed as an inelastic collision event with a continuous region devoid of detected final-state particles. To increase the acceptance for single-diffractive dissociation, the search for pseudorapidity gaps,  $\Delta\eta^F$ , starts from the most forward region of a detector. Both the ATLAS [22] and CMS [23] Collaborations have measured the FRG cross section,  $d\sigma/d\Delta\eta^F$ , for proton-proton (pp) collisions at a center-of-mass energy of  $\sqrt{s} = 7$  TeV.

In high energy proton-lead (pPb) collisions, events with large rapidity gaps may originate not only from the pomeron exchange process, but also from ultra-peripheral photoproduction [24]. The electromagnetic field of a nucleus results in an equivalent flux of quasi-real photons which scales as  $Z^2$ . The topology of photon-proton collisions is indistinguishable from those induced by pomeron exchange.

Diffraction of hadrons by nuclear targets at very high energies is also relevant for cosmic-ray physics [25]. Diffractive processes have a large cross section, and thus significantly contribute to the hadronic interactions that define the development of extensive air showers from high energy cosmic rays. A correct realization of the mechanism of inelastic diffraction is at present one of the most difficult tasks for hadronic generators used in shower simulations [26]. Data on diffraction in pPb collisions can provide valuable input for checking and tuning these generators.

We present in this paper, for the first time at LHC energies, FRG distributions in pPb collisions for both pomeron-lead and pomeron-proton topologies. The analysis is performed over 10.4 units of pseudorapidity at a center-of-mass energy per nucleon pair of  $\sqrt{s_{\text{NN}}} = 8.16$  TeV, i.e., almost 300 times higher than in the previous measurements of diffractive production in proton-nucleus collisions [13, 14]. The data are compared to the HIJING v2.1 [18], EPOS-LHC [19] and QGSJET II-04 [20] event generators. The latter two generators are both based on the Gribov–Regge theory [6, 21, 27], implementing it in different ways. The QGSJET II generator is a theory driven model, in which multi-pomeron interactions are accounted for with resummation of relevant diagrams, while EPOS-LHC relies more on data driven parameterizations. The HIJING generator is based on PYTHIA [28], with semi-hard parton scatterings described by perturbative QCD, and with soft interactions modeled by string excitations with an effective cross section. In particular, HIJING has no low-mass diffractive excitations, which are implemented in the EPOS-LHC and QGSJET II generators.

Tabulated results are provided in the HEPData record for this analysis [29].

## 2 Experimental setup

The central feature of the CMS apparatus is a superconducting solenoid of 6 m internal diameter, providing a magnetic field of 3.8 T. Within the solenoid volume are a silicon pixel and strip tracker, a lead tungstate crystal electromagnetic calorimeter (ECAL), and a brass and scintillator hadron calorimeter (HCAL), each composed of a barrel and two endcap sections. Muons are measured in gas-ionization detectors embedded in the steel flux-return yoke outside the solenoid. The silicon detectors provide tracking in the region  $|\eta| < 2.5$ , ECAL and HCAL cover the region  $|\eta| < 3.0$ , while the muon system covers the region  $|\eta| < 2.4$ . In the forward region, the Hadron Forward (HF) calorimeters cover the region  $2.85 < |\eta| < 5.19$ . The HF calorimeters are made of steel absorber with longitudinal quartz fibers, so that bundles of quartz fibers form towers with individual readout, and provide a fine transverse segmentation with a typical tower size of  $0.175 \times 0.175$  ( $\Delta\eta \times \Delta\phi$ , where  $\phi$  is azimuthal angle in radians).

Events of interest are selected using a two-tiered trigger system. The first level, composed of custom hardware processors, uses information from the calorimeters and muon detectors to select events at a rate of around 100 kHz within a fixed latency of about  $4 \mu\text{s}$  [30]. The second level, known as the high-level trigger, consists of a farm of processors running a version of the full event reconstruction software optimized for fast processing, and reduces the event rate to around 1 kHz before data storage [31]. A more detailed description of the CMS detector can be found in Ref. [32].

Analysis in the midrapidity region  $|\eta| < 3.0$  is based upon objects produced by the CMS particle-flow (PF) algorithm [33], which reconstructs and identifies each individual particle-flow candidate with an optimized combination of information from the various elements of the CMS detector. The energy of electrons is determined from a combination of the electron momentum determined by the tracker, the energy of the corresponding ECAL cluster, and the

energy sum of all bremsstrahlung photons spatially compatible with originating from the electron track. The energy of muons is obtained from the curvature of the corresponding track. The energy of charged hadrons is determined from a combination of their momentum measured in the tracker and the matching ECAL and HCAL energy deposits, corrected for the response function of the calorimeters to hadronic showers. Finally, the energy of neutral hadrons is obtained from the corresponding corrected ECAL and HCAL energies.

To compare the reconstructed data to EPOS-LHC and HIJING generator predictions, a detailed Monte Carlo (MC) simulation of the CMS detector response, based on the GEANT4 framework [34], is applied to the generated events. The simulated events are then processed and reconstructed in the same way as the collision data.

### 3 Event selection

The analysis is performed using proton-lead (pPb) collisions, in which the proton moves counterclockwise and the lead ion moves clockwise, and lead-proton (Pbp) collisions, in which the directions of the two beams are reversed. In the CMS coordinate system, the direction of the proton beam in pPb collisions defines positive rapidity. Since the rigidity, i.e., the ratio of momentum to charge, but not the energy of the proton and lead beams is the same, the nucleon-nucleon center-of-mass is found at a laboratory frame rapidity of  $y_{\text{lab}} = \pm 0.465$ , depending on the lead beam direction. The data were recorded in the fall of 2016 and correspond to an integrated luminosity of  $6.4 \mu\text{b}^{-1}$  [35].

For this analysis, events are selected with several hardware-based triggers. The zero bias (ZB) trigger only requires the presence of proton and lead bunches in the CMS detector. The beam bunches are detected by induction counters placed 175 m from the interaction point on each side of the experiment. The minimum bias (MB) trigger requires the presence of proton and lead beams and an energy deposit of  $\geq 7 \text{ GeV}$  in at least one of the HF calorimeters. The analysis is performed with the minimum bias events while the zero bias data sets were used for detector acceptance corrections and in studies of systematic effects. In addition, a set of events triggered on non-colliding bunches is used to study the noise in the detector.

The integrated luminosities of the minimum bias data sets are  $3.9$  and  $2.5 \mu\text{b}^{-1}$  for Pbp and pPb, respectively, with a total uncertainty of  $3.5\%$  [35]. The analysis is performed on each data subset separately, and the discrepancy between the obtained results is used as a measure of the systematic uncertainty due to the detector effects which are not accounted for in the MC simulation. The final distributions are obtained as a combination of the two results.

The offline selection requires that at least one tower in either HF has an energy deposit of at least  $10 \text{ GeV}$ . The edge towers of the HF,  $2.85 < |\eta| < 3.14$ , are shadowed by the endcap of the Hadronic Calorimeter and thus are not considered in the selection. Excessively noisy towers, whose internal noise significantly exceeds the average noise level of the HF towers are also excluded. Events containing more than one candidate vertex [36] found close to the nominal interaction point are rejected from the analysis in order to minimize a contribution from simultaneous inelastic collisions. Events are required to have a vertex that is within  $15 \text{ cm}$  of the nominal interaction point along the beam axis and with  $1 \text{ cm}$  perpendicular to the beam axis.

Figure 1 shows schematic topologies of single-diffractive pomeron-lead (IPb) and pomeron-proton (IPp) processes for pPb collisions. The HF calorimeters on the side of either lead or proton dissociation are marked with the corresponding color, and are referred to as HF+ or

HF−, depending on the  $\eta$  sign. Single-diffractive dissociation is characterized by a large FRG and an intact proton or ion. Since, for these data, it was not possible to measure the intact protons or ions, the analysis is based on the detection of large FRGs. Double-diffractive dissociation processes, when the proton or ion emitting a pomeron breaks up, result in two sprays of particles separated by a rapidity gap. If the decay products from the struck proton or ion escape the detector, it is not possible to distinguish such events from single-diffractive ones.

The high Pb nuclear charge,  $Z_{\text{Pb}} = 82$ , enhances the flux of coherent quasi-real photons with respect to the proton by a factor of  $Z_{\text{Pb}}^2$ . This leads to a significant contribution of electromagnetic  $\gamma\text{p}$  processes to the sample of events with a large gap on the lead side [24, 37–40].

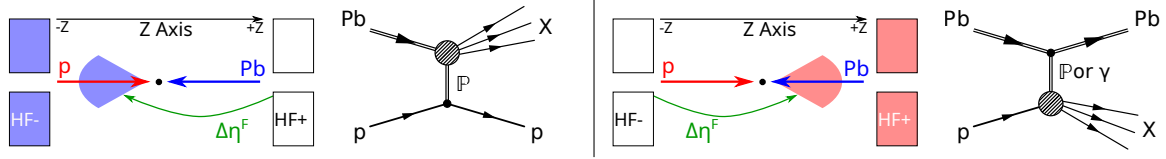


Figure 1: Topologies of pPb events with large FRG for IPPb (left) and IPp or  $\gamma\text{p}$  (right). The blue and red cones indicate the products of diffractive dissociation for the lead ion and proton, respectively. The regions free of final-state particles are marked with green arrows. It is possible for  $\gamma\text{Pb}$  interactions to mimic the topology on the left but these are highly suppressed compared to the  $\gamma\text{p}$  case on the right.

## 4 Forward rapidity gap distributions

To identify regions devoid of detected final-state particles, the central detector acceptance,  $|\eta| < 3$ , is divided into 12  $\eta$  bins, each 0.5 units wide, and every bin is considered separately. The following criteria are used to define “empty” bins:

- For  $|\eta| < 2.5$ , i.e. within the acceptance of the tracker, a given  $\eta$  bin is considered to be empty if no high purity track [36] with  $p_T > 200$  MeV is found and the total energy of all PF candidates in this bin is less than 6 GeV. The use of particle flow objects ensure that bins populated with neutral particles only are not misidentified as being empty.
- For  $2.5 < |\eta| < 3.0$ , where no tracking information is available, a bin is considered to be empty if the total energy of all hadronic PF candidates in this bin is less than 13.4 GeV. The electronic noise of the ECAL for this region was such that electromagnetic PF candidates were not considered.

The energy thresholds are set above the detector noise but still low enough to tag the presence of final-state particles with a good efficiency.

The description of the analysis is based upon the pPb data. Each event in which HF− has at least one tower with energy greater than 10 GeV is selected and all empty  $\eta$  bins are identified. If the bin  $2.5 < \eta < 3$  is empty, the event is tagged as a IPPb candidate, as shown in Fig. 1 (left), and  $\Delta\eta^F$  is defined as the distance from  $\eta = 3$  to the nearest edge of the first nonempty  $\eta$  bin. Alternatively, if HF+ has at least one tower above the threshold and the bin  $-3 < \eta < -2.5$  is empty then the event is flagged as a IPp+ $\gamma\text{p}$  candidate, as is shown in Fig. 1 (right). In this case,  $\Delta\eta^F$  is the distance from  $\eta = -3$  to the nearest edge of the last nonempty  $\eta$  bin. If both HF+ and HF− are above threshold and FRGs are present on both sides of the detector then the event is counted as both a IPPb and a IPp+ $\gamma\text{p}$  candidate. For PbP running, the classification of events is similar but with the  $\eta$  definitions swapped.

The differential cross section of FRG events found in the interval  $|\eta| < 3.0$  is defined by

$$\left. \frac{d\sigma}{d\Delta\eta^F} \right|_{\Delta\eta^F:|\eta|<3.0} = \frac{1}{A\epsilon\mathcal{L}} \left. \frac{dN}{d\Delta\eta^F} \right|_{\Delta\eta^F:|\eta|<3.0}, \quad (1)$$

where  $N$  is the number of events with a FRG  $\Delta\eta^F$ ,  $\mathcal{L}$  is the integrated luminosity,  $A$  is the detector acceptance, and  $\epsilon$  is the efficiency for selecting events. The product  $A\epsilon$  depends on  $\Delta\eta^F$  and is determined for every  $\Delta\eta^F$  bin using zero bias data. The only trigger required for this event sample is the presence of lead and proton bunches crossing the interaction point. To reject zero bias events without collisions or with only elastic collisions, just those zero bias events that have at least one high purity track with  $p_T > 200$  MeV were considered. For a given  $\Delta\eta^F$ ,  $A\epsilon$  is defined as the fraction of such selected zero bias events that fire the minimum bias trigger, have at least one HF tower with energy exceeding 10 GeV, and have a FRG of size  $\Delta\eta^F$ .

The rate of misreconstructed tracks is estimated using non-colliding bunches and is found to be negligible, i.e. no fake tracks have been found at the per mille level. Thus, the track requirement guarantees that the selected zero bias events are indeed inelastic collisions. The statistical uncertainty in  $A\epsilon$  does not exceed 5% for large  $\Delta\eta^F$  ( $\Delta\eta^F \geq 3$ ) and is negligible for smaller  $\Delta\eta^F$ . The systematic uncertainty caused by the track requirement is estimated using HIJING and EPOS-LHC MC samples of ZB events, and then comparing the  $A\epsilon$  coefficients obtained with and without the track requirement. The predictions of both MC generators agree rather well and the largest uncertainty of  $\sim 3\%$  is found for bin  $1 < |\eta| < 1.5$ .

Systematic uncertainties related to the asymmetries in the detector are estimated by comparing the same distributions obtained during the pPb and PbP runs. They vary as a functions of  $\Delta\eta^F$  but stay below 13%. Utilizing the values of the discrepancy in track reconstruction efficiency between data and simulation found in Ref. [41], the size of that discrepancy in the current study is estimated to be 5%. This discrepancy induces a systematic uncertainty of less than 5%. A discrepancy in the PF energy scale is dominated by the HCAL energy scale uncertainty. This has been evaluated in Ref. [42] using 40–60 GeV charged hadrons and found to be about 3%. To account for the significantly lower values of the rapidity gap energy thresholds, and for compatibility with the previous studies of the FRG distributions in pp collisions [23], the PF energy threshold is varied by 10% and the full variation in the  $d\sigma/d\Delta\eta^F$  spectra is taken as an estimate of the corresponding systematic uncertainty. This uncertainty is about 5% for the first two  $\Delta\eta^F$  bins and smaller for the larger FRG sizes.

The uncertainty in the determination of the integrated luminosity is 3.5% [35]. The mean number of inelastic proton-lead collisions per bunch crossing is approximately 0.15. This number decreased slowly during data taking. The periods with the largest and smallest mean number of simultaneous collisions were used to estimate the sensitivity of the results to collision pileup. The probability to have pileup in data selected by the MB trigger is evaluated as 10% and 4% for these periods, respectively. The relative difference between the results obtained with the two subsamples is scaled to estimate the influence of pileup on the complete data set. The systematic uncertainty from this effect tends to increase with  $\Delta\eta^F$  and reaches a maximum of about 8% at  $\Delta\eta^F = 5.5$ .

Figure 2 shows the reconstruction (detector) level differential cross section  $d\sigma/d\Delta\eta^F$  for the IPb (left) and IPp+ $\gamma$ p (right) topologies as well as predictions from the EPOS-LHC and HIJING event generators. The results are presented in the laboratory frame of reference. Note that the simulated distributions are normalized to the total visible cross section of the data,  $\sigma^{\text{vis}} = N/\mathcal{L}$ , where  $N$  is the total number of minimum bias events which have at least one HF tower with energy greater than 10 GeV. The influence of the HF energy scale uncertainty on the normal-

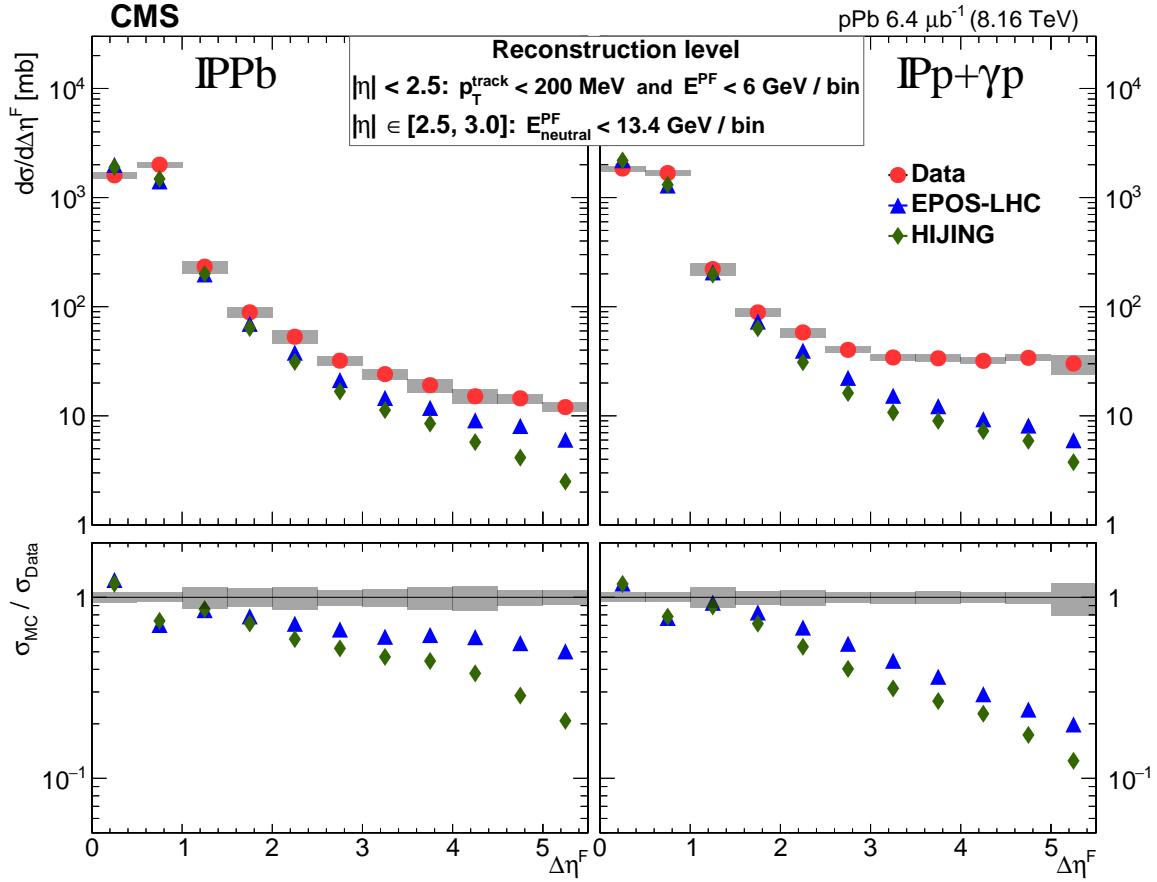


Figure 2: Differential cross section  $d\sigma/d\Delta\eta^F$  for events with IPPb (left) and IPp+ $\gamma$ p (right) topologies obtained at the reconstruction level for  $|\eta| < 3.0$  region. Also shown are the simulated predictions of EPOS-LHC (blue) and HIJING (green). The statistical and systematic errors are added in quadrature and shown with the gray band. The simulated spectra are normalized to the total visible cross section of the data. The bottom panels show the ratio of simulated predictions to data.

ization factor is evaluated with the MC sample by varying the energy cut by  $\pm 1$  GeV. This uncertainty is found to be about 1%. Normalizing the simulated spectra to the total inelastic cross section predicted by the corresponding generators varies the results by less than 20%.

For both topologies, the spectra fall by a factor of over 50 between  $\Delta\eta^F = 0$  and 2. The low population of the first bin is a consequence of the FRG definition for the regions  $2.5 < |\eta| < 3.0$ . For  $\Delta\eta^F > 2.5$ , the spectra tend to flatten off for both topologies. The predictions of EPOS-LHC are closer to the data than those of HIJING, but neither model gives a good description of the data on the full  $\Delta\eta^F$  range. For the IPp+ $\gamma$ p topology, the EPOS-LHC and HIJING predictions are significantly below the data in the region  $\Delta\eta^F > 3$ . This suggests that a significant fraction of the events could be from  $\gamma$ p scattering, which is not accounted for in the considered event generators. In the IPPb case, where the photon flux is a factor  $1/Z_{\text{Pb}}^2$  smaller, EPOS-LHC and HIJING are closer to the data in the region  $\Delta\eta^F > 3$ .

Figure 3 shows EPOS-LHC predictions for the contributions from nondiffractive and diffractive processes to the  $d\sigma/d\Delta\eta^F$  spectra. The generator predictions are broken down into nondiffractive (ND, blue), central-diffractive (CD, green), single-diffractive (SD, orange) and double-diffractive (DD, purple) components, shown as stacked contributions. It is clear that diffractive



processes dominate only for large FRGs, i.e.  $\Delta\eta^F \gtrsim 3$ . At the moment, the HIJING version employed by CMS does not keep the process ID information for generated events, so that it is not possible to disentangle the different physics processes in HIJING.

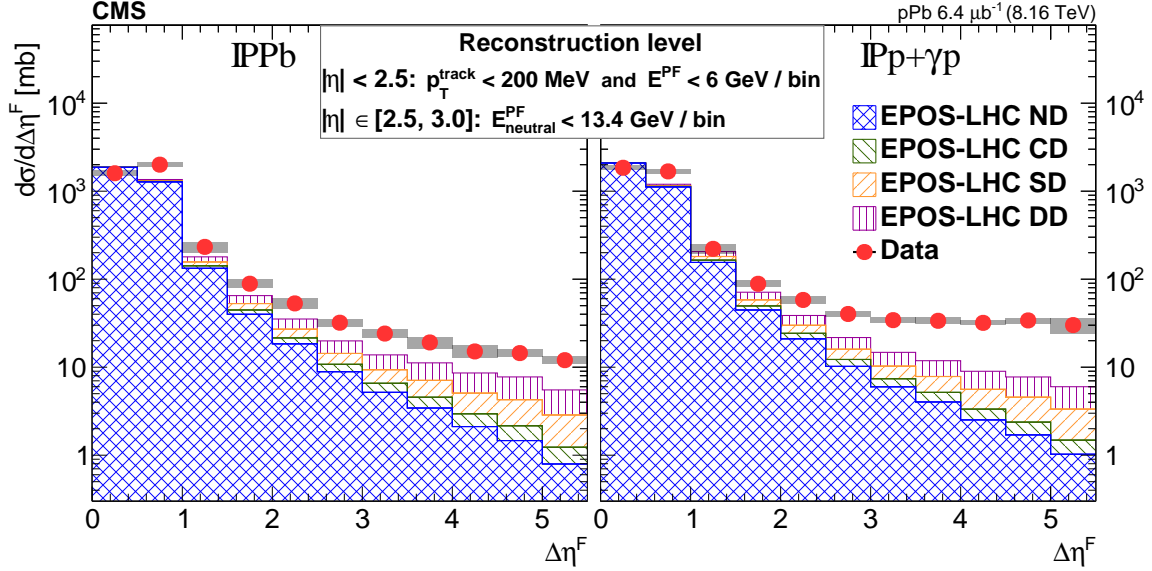


Figure 3: Reconstruction level  $d\sigma/d\Delta\eta^F$  spectra obtained for the central acceptance,  $|\eta| < 3$ , for the  $\text{IP Pb}$  (left) and  $\text{IP p}+\gamma\text{p}$  (right) topologies and compared to the corresponding EPOS-LHC predictions. The EPOS-LHC predictions are broken down into the nondiffractive (ND, blue), central-diffractive (CD, green), single-diffractive (SD, orange) and double-diffractive (DD, purple) components, shown as stacked contributions.

## 5 Diffraction-enhanced results

### 5.1 Extension of the rapidity gap size acceptance

The sensitivity to diffractive events can be increased by extending the rapidity gap to the region  $3.14 < |\eta| < 5.19$  covered by the HF calorimeters. This was done by reweighting the distributions of Figure 2, with the probability to have no detectable particles in the HF adjacent to the rapidity gap. For this study, the HF towers with  $3.00 < |\eta| < 3.14$  are excluded, since they are shadowed by the endcaps of the hadronic calorimeters. The additional systematic uncertainty introduced by this exclusion is studied with MC samples and found to be negligible. For each value of  $\Delta\eta^F$ , the diffraction-enhanced spectra were calculated by weighting the original  $d\sigma/d\Delta\eta^F|_{|\eta|<3.0}$  spectra for either the  $\text{IP Pb}$  or  $\text{IP p}+\gamma\text{p}$  topologies by the probability for the HF calorimeter adjacent to the rapidity gap to have no towers with a signal distinguishable from noise.

These weights were derived from the data selected by the ZB trigger for each  $\Delta\eta^F$  bin and for each topology. For every sample of events with at least one high purity track with  $p_T > 200$  MeV and a certain  $\Delta\eta^F$ , the low energy part of the leading tower energy spectrum of the HF calorimeter located adjacent to the rapidity gap is compared to a noise spectrum. The noise spectra are obtained for HF+ and HF− individually, using events with noncolliding bunches. They are then normalized to have the same yield as the collision spectra for energies within a given range. The energy range, 1.0–2.9 GeV, is chosen such that the contribution of collision events that have final-state particles in this HF acceptance does not exceed 20% even for small

gap sizes ( $\Delta\eta^F < 3$ ), and is negligible for larger rapidity gaps. For both the  $\mathbb{P}\text{Pb}$  and  $\mathbb{P}\text{p}+\gamma\text{p}$  topologies, the probability to have no particles in the corresponding HF increases with  $\Delta\eta^F$  because of the decreasing contribution of nondiffractive events.

This method does not account for the fraction of collision events in which a low momentum particle emitted within the HF acceptance produces a signal that is comparable to the noise level in HF. To evaluate the fraction of such events, the probability to observe an event with such a small signal in the HF adjacent to the rapidity gap is obtained from ZB EPOS-LHC MC samples, using the same approach as for the data. For each rapidity gap size, this probability is compared to the probability to find an event with no stable final-state particles, excluding neutrinos, within the HF acceptance. The relative difference in these fractions is used to correct the obtained results.

For  $\Delta\eta^F > 3$ , systematic uncertainties from the stability of the normalization procedure and the dependence of the weights upon running conditions become dominant. To evaluate systematic uncertainties introduced by both the acceptance correction and the reweighting procedure, the analysis is repeated on zero bias event samples that had at least one high purity track with  $p_T > 200$  MeV to guarantee inelastic collisions. Events with the HF calorimeter on the side of the rapidity gap having an energy deposition in any tower less than 2 GeV are selected. The normalized distribution of events with a given  $\Delta\eta^F$ , obtained in this way, should be identical within statistical uncertainties to the corresponding distributions obtained from the minimum bias samples after all corrections and the reweighting. The relative deviation of the spectra is of order 20% and is used as an estimate of the systematic uncertainty in the weights.

## 5.2 Unfolding

To correct for detector effects, the diffraction-enhanced spectra are unfolded to the hadron level, that is to the stable final-state particles level. An event at the hadron level is free from the specifics of a given detector and a direct comparison of unfolded data and MC generator predictions can be made. For the purposes of the unfolding, empty  $\eta$  bins, each 0.5  $\eta$  units wide, within the region  $|\eta| < 2.5$  are defined as having no charged particles with  $p_T$  above 200 MeV and as having the total energy of all detectable particles below 6 GeV. Here and later, all stable particles other than neutrinos are considered to be detectable. For the edge bins,  $2.5 < |\eta| < 3.0$ , this requirement is changed such that the total energy of neutral hadrons does not exceed 13.4 GeV. For the HF acceptance,  $3.14 < |\eta| < 5.19$ , a rapidity gap is defined as an absence of any detectable particles. The unfolding is performed using the D'Agostini iteration method with early stopping [43] implemented in RooUnfold [44]. The optimal number of iterations is chosen according to the minimum of the average global correlation coefficient [45] and is equal to 2. Response matrices are constructed for  $\text{PbP}$  and  $\text{pPb}$  data samples separately, for both  $\mathbb{P}\text{Pb}$  and the  $\mathbb{P}\text{p}+\gamma\text{p}$  topologies using EPOS-LHC generator.

The right hand panel of Fig. 2 suggests that the  $\mathbb{P}\text{p}+\gamma\text{p}$  data set contains a large contribution from  $\gamma\text{p}$  events. Neither the EPOS-LHC nor HIJING generators account for such events. To test the appropriateness of using these generators for the unfolding in this case, the three variables used for the hadron definition of  $\Delta\eta^F$ , namely the number of tracks, their  $p_T$  distributions, and the sum of the energy of all PF candidates in a given bin are studied. For each  $\Delta\eta^F$  bin, the distributions of these variables in the first nonempty  $\eta$  bin are compared in data and simulation. Figure 4 shows an example of those distributions at the reconstruction level for diffraction-enhanced events with the  $\mathbb{P}\text{p}+\gamma\text{p}$  topology for  $4.5 \leq \Delta\eta^F < 5$ . Both the EPOS-LHC and HIJING predictions for the first nonempty bins are found to be in good agreement with the data.

The stability of the unfolding procedure is studied with respect to the model dependence of

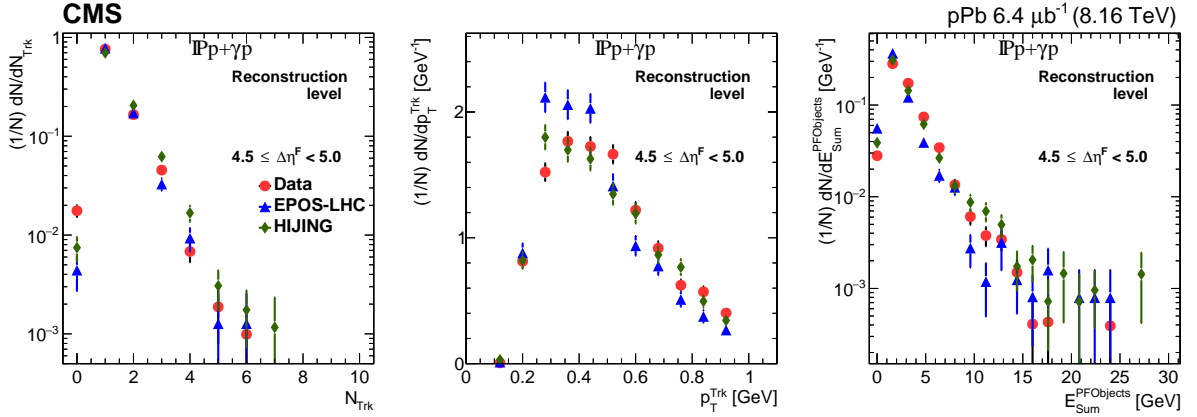


Figure 4: The number of high purity tracks,  $N_{\text{Trk}}$  (left), their transverse momentum,  $p_T$ , (middle), and the total energy of all PF candidates,  $E_{\text{Sum}}^{\text{PFObjects}}$ , (right) in the first  $\eta$  bin after a gap of  $4.5 < \Delta\eta^F < 5.0$ , for events with the  $\text{IPp}+\gamma\text{p}$  topology. Also shown are the corresponding distributions for the EPOS-LHC and HIJING generators.

the response matrices, imperfections in detector response simulation, and finite MC statistics. To account for the physics model dependence, a closure test is performed by unfolding the spectrum of reconstructed HIJING samples using the EPOS-LHC response matrices. The nonclosure is statistically significant only for  $\Delta\eta^F < 3$ . In this region the nonclosure did not exceed 11%. The magnitude of the nonclosure is used as the estimate of the corresponding systematic uncertainty. To study the stability of the unfolding procedure with respect to imperfections in the simulation of detector performance, the influence of the track reconstruction efficiency and PF energy thresholds were studied as in Section 4 above. The track reconstruction efficiency is varied by 5% and the PF energy threshold, at the hadron level, is varied by 10%. The difference after smoothing in the spectra is used to evaluate the systematic uncertainty. The resulting combined uncertainties were found to be about 10% for small  $\Delta\eta^F$  ( $\Delta\eta^F < 3$ ), decreasing towards  $\Delta\eta^F = 3$ . Systematic uncertainties related to the limited counts in the MC samples used to construct the response matrices are found to be below 1%.

### 5.3 Results

The diffraction-enhanced  $\Delta\eta^F$  distributions are obtained as a weighted mean of the pPb and PbPb spectra unfolded with EPOS-LHC, with weights defined by the statistical uncertainties in the two spectra. The spectra are shown in Fig. 5, together with hadron level predictions from the EPOS-LHC, QGSJET II and HIJING generators. The results are presented in the laboratory frame of reference. The increase of the rapidity gap is implemented statistically as described in Sec. 5.1, and is equivalent to a requirement of no final-state particles within the corresponding HF acceptance,  $3.00 < \eta < 5.19$  for the  $\text{IPp}$  case, or  $-5.19 < \eta < -3.00$  for the  $\text{IPp}+\gamma\text{p}$  case. So, although the abscissa axis represents the rapidity gap size seen in the central detector acceptance,  $|\eta| < 3.0$ , the actual gap size is 2.19 units larger for the diffraction-enhanced distributions. The results for  $0 < \Delta\eta^F < 0.5$  are not included in the plots because of the poor rapidity gap sensitivity discussed in Section 4.

All predicted cross sections of the generators are below the data for both the  $\text{IPp}$  and  $\text{IPp}+\gamma\text{p}$  cases. For the  $\text{IPp}+\gamma\text{p}$  topology, the data are a factor of at least 5 above the generator predictions, suggesting a strong contribution from  $\gamma\text{p}$  events. As for the  $\text{IPp}$  case, despite the discrepancy in magnitude between  $\text{IPp}$  data and MC predictions, the shape of the data spectrum is quite well described by the EPOS-LHC and QGSJET II generators. However, HIJING demon-

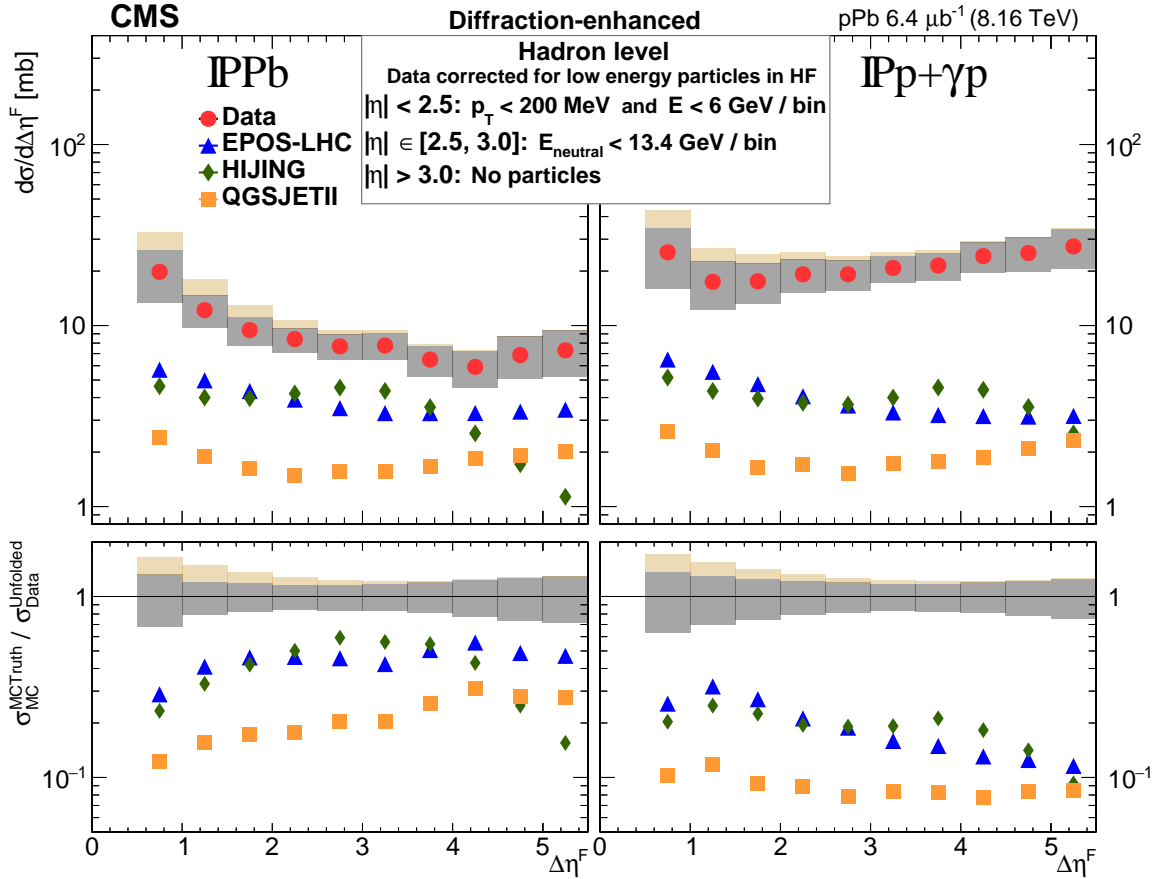


Figure 5: Unfolded diffraction-enhanced differential cross section  $d\sigma/d\Delta\eta^F$  spectra compared to hadron level predictions of the EPOS-LHC, HIJING, and QGSJET II generators. The data are corrected for the contribution from events with undetectable energy in the HF calorimeter adjacent to the FRG. The corrections are obtained using the EPOS-LHC MC samples. For the pPb data sample, in the IPpPb case (left), the FRG,  $\Delta\eta^F$ , is measured from  $\eta = 3$  and no particles are present within  $3.00 < \eta < 5.19$ , while for the IPp+ $\gamma$ p case (right), the FRG is measured from  $\eta = -3$  and no particles are present within  $-5.19 < \eta < -3.00$ . The statistical and systematic uncertainties are added in quadrature. The gray band shows the resulting uncertainty. The yellow band indicates the values of the only MC-based correction done to account for the HF calorimeter energy deposition below the noise level. The bottom panels show the ratio of the predictions of the three generators to data.

strates a sharp decline at large  $\Delta\eta^F$  in contrast to the data. At large  $\Delta\eta^F$ , there is a slight rise in the data as well as in the cosmic ray MC generator, QGSJET II. The excess of the data over each of the MC predictions is largest at low  $\Delta\eta^F$ .

Both the ATLAS and CMS Collaborations have measured the differential cross section for rapidity gap events for 7 TeV pp collisions [22, 23]. Although these spectra were measured at a different collision energy and with a rapidity gap definition different from the one used in this analysis, a rough comparison with current results is still possible. The ratio of the IPb and pp differential cross sections at large  $\Delta\eta^F$  can be explained by a factor  $A^\alpha$ , where  $\alpha \simeq 1/3$ , as expected in the Glauber–Gribov approach.

Figures 6 and 7 show the unfolded diffraction-enhanced  $d\sigma/d\Delta\eta^F$  spectra for the IPb (left) and IPp+ $\gamma$ p (right) topologies compared to the detailed predictions of the EPOS-LHC and QGSJET II generators. The generator predictions are broken down into nondiffractive (ND, blue), central-diffractive (CD, green), single-diffractive (SD, orange) and double-diffractive (DD, purple) components, shown as stacked contributions.

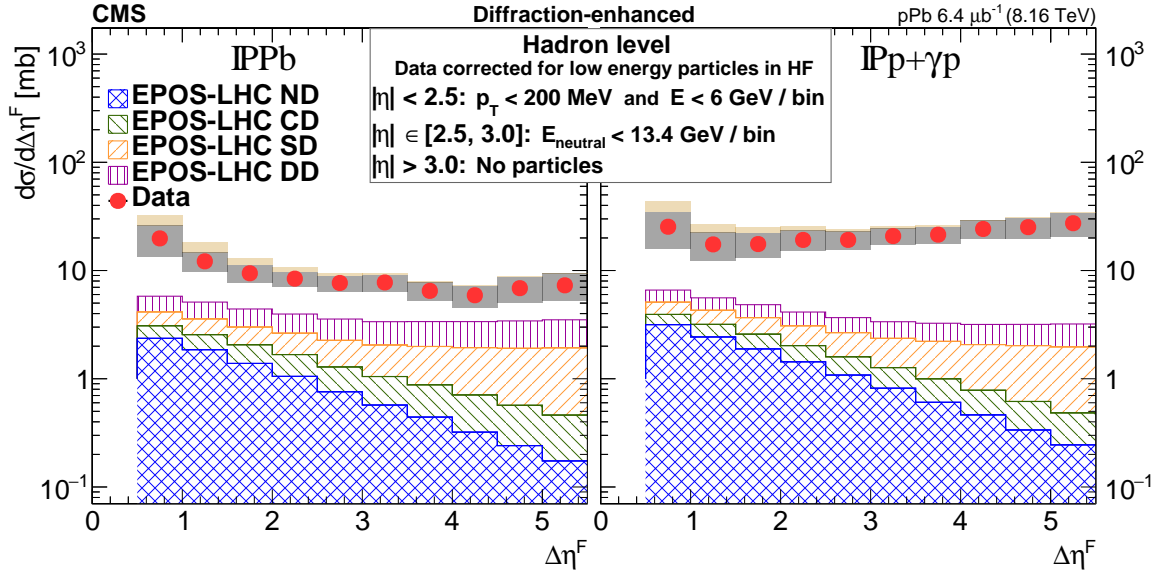


Figure 6: Unfolded diffraction-enhanced differential cross section  $d\sigma/d\Delta\eta^F$  spectra for the IPb (left) and IPp+ $\gamma$ p (right) topologies compared to the EPOS-LHC predictions. The EPOS-LHC predictions are broken down into the nondiffractive (ND, blue), central-diffractive (CD, green), single-diffractive (SD, orange) and double-diffractive (DD, purple) components, shown as stacked contributions.

## 5.4 Data driven cross check

To provide a data driven cross check of the MC-based correction to the events in which low momentum particles are emitted within the HF acceptance, a complimentary analysis of the diffraction-enhanced data sample has been performed. The forward instrumentation of CMS, the Zero-Degree Calorimeters (ZDCs), can detect the lead break-up products, so events with an intact lead can be selected explicitly for the IPp+ $\gamma$ p topology. For those events the probability to have any final state particles in the HF acceptance at the side of the escaping ion is significantly smaller. Such a comparison provides a good cross check to the main analysis approach.

The ZDCs are located 140 m away from the CMS interaction point and consist of tungsten absorber and quartz fibers. Being located behind the LHC dipole magnets, the ZDC calorimeters

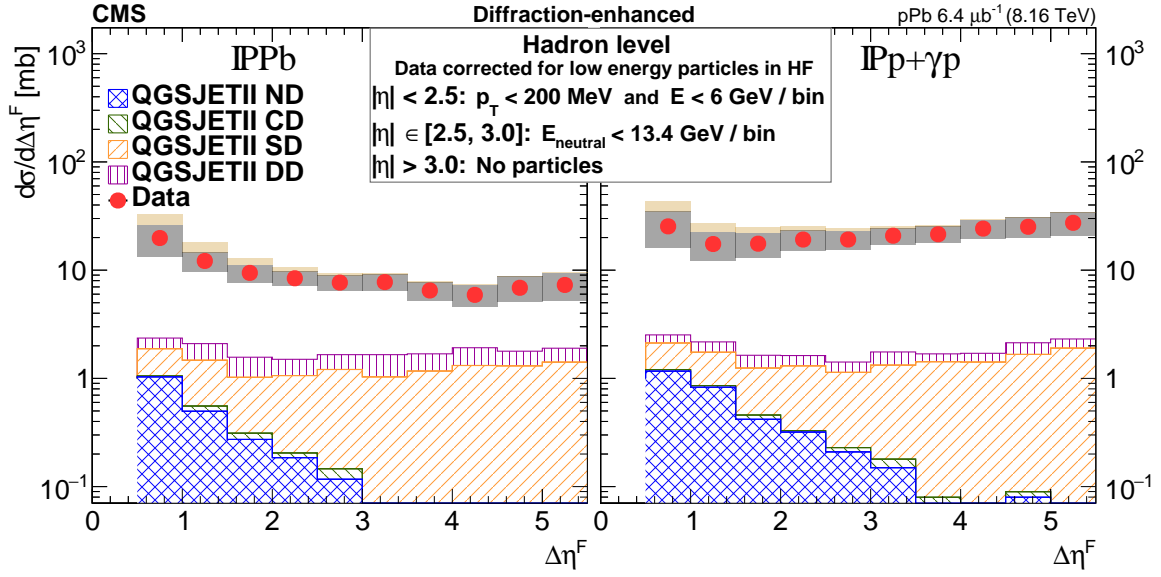


Figure 7: Unfolded diffraction-enhanced differential cross section  $d\sigma/d\Delta\eta^F$  spectra for the  $\text{IPb}$  (left) and  $\text{IPp}+\gamma\text{p}$  (right) topologies compared to the QGSJET II predictions. The QGSJET II predictions are broken down into the nondiffractive (ND, blue), central-diffractive (CD, green), single-diffractive (SD, orange) and double-diffractive (DD, purple) components, shown as stacked contributions.

are sensitive to neutral particles produced in collisions at high pseudorapidity  $|\eta| > 8.3$  [46, 47] while charged particles are swept away by the dipole. The ZDC located on the negative side of the CMS detector (ZDC $-$ ) allows for the exclusion of events with strongly boosted energetic neutrons produced from the break up of the lead nucleus. A subset of events with an intact lead nucleus can be selected requiring ZDC $-$  energy to be below 1 TeV [46, 47].

Figure 8, top, compares the reconstruction level diffraction-enhanced  $d\sigma/d\Delta\eta^F$  spectrum obtained for the  $\text{IPp}+\gamma\text{p}$  event topology and corrected for the contribution of the low momentum particles in the HF acceptance to the corresponding distribution for the events passing the ZDC $-$  veto requirement. Within the systematic uncertainties the diffraction-enhanced results agree with the results obtained with the ZDC veto. Figure 8, bottom, shows the fraction of events selected with the ZDC veto requirement as a function of the rapidity gap size. The ratio is flat as a function of  $\Delta\eta^F$ .

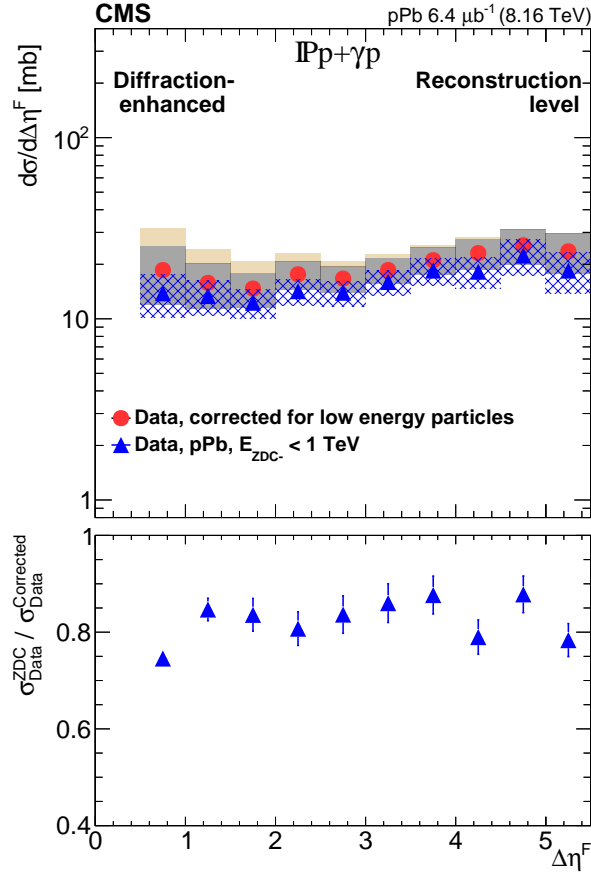


Figure 8: Top: Reconstruction level diffraction-enhanced differential cross section  $d\sigma/d\Delta\eta^F$  spectrum corrected for the contribution from events with undetectable energy in the HF calorimeter adjacent to the rapidity gap. The correction value is indicated with the yellow band. The statistical and systematic uncertainties are added in quadrature. The gray band shows the resulting uncertainty. The distribution is shown together with the spectrum obtained with events satisfying the ZDC veto requirement  $E_{\text{ZDC-}} < 1 \text{ TeV}$  which selects only the events without lead nuclear break up. No correction for HF undetectable energy is applied to this distribution and no systematic uncertainties related to the ZDC veto are accounted for. Bottom: A fraction of events selected with the ZDC veto requirement as a function of the rapidity gap size. Only statistical uncertainties are shown in the plot.

## 6 Summary

For the first time at the CERN LHC, the forward rapidity gap spectra  $d\sigma/d\Delta\eta^F$  for proton-lead (pPb) collisions at a center-of-mass energy per nucleon pair of  $\sqrt{s_{NN}} = 8.16$  TeV have been measured for both pomeron-lead (pPb) and pomeron-proton (pP+ $\gamma$ p) topologies. For the latter topology, predictions from the EPOS-LHC, QGSJET II, and HIJING generators are a factor of five or more below the data for large rapidity gaps. This suggests a very strong contribution from  $\gamma$ p interactions, which are not included in these event generators. For the pPb topology, where the photon-exchange contribution is expected to be negligible, the EPOS-LHC predictions are about a factor of 2 and the QGSJET II predictions are about a factor of 4 below the data. However, the shape of the  $d\sigma/d\Delta\eta^F$  spectrum is similar to that in data for both these generators. In contrast to the data, HIJING demonstrates a sharp decline for large rapidity gaps. These results will be helpful to understand the high energy limit of quantum chromodynamics and in modeling cosmic ray air showers.

## Acknowledgments

We congratulate our colleagues in the CERN accelerator departments for the excellent performance of the LHC and thank the technical and administrative staffs at CERN and at other CMS institutes for their contributions to the success of the CMS effort. In addition, we gratefully acknowledge the computing centers and personnel of the Worldwide LHC Computing Grid and other centers for delivering so effectively the computing infrastructure essential to our analyses. Finally, we acknowledge the enduring support for the construction and operation of the LHC, the CMS detector, and the supporting computing infrastructure provided by the following funding agencies: BMBWF and FWF (Austria); FNRS and FWO (Belgium); CNPq, CAPES, FAPERJ, FAPERGS, and FAPESP (Brazil); MES and BNSF (Bulgaria); CERN; CAS, MoST, and NSFC (China); Minciencias (Colombia); MSES and CSF (Croatia); RIF (Cyprus); SENESCYT (Ecuador); MoER, ERC PUT and ERDF (Estonia); Academy of Finland, MEC, and HIP (Finland); CEA and CNRS/IN2P3 (France); BMBF, DFG, and HGF (Germany); GSRI (Greece); NKFIH (Hungary); DAE and DST (India); IPM (Iran); SFI (Ireland); INFN (Italy); MSIP and NRF (Republic of Korea); MES (Latvia); LAS (Lithuania); MOE and UM (Malaysia); BUAP, CINVESTAV, CONACYT, LNS, SEP, and UASLP-FAI (Mexico); MOS (Montenegro); MBIE (New Zealand); PAEC (Pakistan); MES and NSC (Poland); FCT (Portugal); MESTD (Serbia); MCIN/AEI and PCTI (Spain); MOSTR (Sri Lanka); Swiss Funding Agencies (Switzerland); MST (Taipei); MHESI and NSTDA (Thailand); TUBITAK and TENMAK (Turkey); NASU (Ukraine); STFC (United Kingdom); DOE and NSF (USA).

Individuals have received support from the Marie-Curie program and the European Research Council and Horizon 2020 Grant, contract Nos. 675440, 724704, 752730, 758316, 765710, 824093, 884104, and COST Action CA16108 (European Union); the Leventis Foundation; the Alfred P. Sloan Foundation; the Alexander von Humboldt Foundation; the Belgian Federal Science Policy Office; the Fonds pour la Formation à la Recherche dans l'Industrie et dans l'Agriculture (FRIA-Belgium); the Agentschap voor Innovatie door Wetenschap en Technologie (IWT-Belgium); the F.R.S.-FNRS and FWO (Belgium) under the "Excellence of Science – EOS" – be.h project n. 30820817; the Beijing Municipal Science & Technology Commission, No. Z191100007219010; the Ministry of Education, Youth and Sports (MEYS) of the Czech Republic; the Hellenic Foundation for Research and Innovation (HFRI), Project Number 2288 (Greece); the Deutsche Forschungsgemeinschaft (DFG), under Germany's Excellence Strategy – EXC 2121 "Quantum Universe" – 390833306, and under project number 400140256 - GRK2497; the Hungarian Academy of Sciences, the New National Excellence Program - ÚNKP, the NK-



FIH research grants K 124845, K 124850, K 128713, K 128786, K 129058, K 131991, K 133046, K 138136, K 143460, K 143477, 2020-2.2.1-ED-2021-00181, and TKP2021-NKTA-64 (Hungary); the Council of Science and Industrial Research, India; the Latvian Council of Science; the Ministry of Education and Science, project no. 2022/WK/14, and the National Science Center, contracts Opus 2021/41/B/ST2/01369 and 2021/43/B/ST2/01552 (Poland); the Fundação para a Ciência e a Tecnologia, grant CEECIND/01334/2018 (Portugal); the National Priorities Research Program by Qatar National Research Fund; MCIN/AEI/10.13039/501100011033, ERDF “a way of making Europe”, and the Programa Estatal de Fomento de la Investigación Científica y Técnica de Excelencia María de Maeztu, grant MDM-2017-0765 and Programa Severo Ochoa del Principado de Asturias (Spain); the Chulalongkorn Academic into Its 2nd Century Project Advancement Project, and the National Science, Research and Innovation Fund via the Program Management Unit for Human Resources & Institutional Development, Research and Innovation, grant B05F650021 (Thailand); the Kavli Foundation; the Nvidia Corporation; the SuperMicro Corporation; the Welch Foundation, contract C-1845; and the Weston Havens Foundation (USA).

## References

- [1] V. N. Gribov, “Possible asymptotic behavior of elastic scattering”, *JETP Lett.* **41** (1961) 667.
- [2] G. F. Chew and S. C. Frautschi, “Principle of equivalence for all strongly interacting particles within the S-matrix framework”, *Phys. Rev. Lett.* **7** (1961) 394, doi:10.1103/PhysRevLett.7.394.
- [3] F. E. Low, “A model of the bare pomeron”, *Phys. Rev. D* **12** (1975) 163, doi:10.1103/PhysRevD.12.163.
- [4] S. Nussinov, “Colored quark version of some hadronic puzzles”, *Phys. Rev. Lett.* **34** (1975) 1286, doi:10.1103/PhysRevLett.34.1286.
- [5] V. S. Fadin, E. A. Kuraev, and L. N. Lipatov, “On the Pomeranchuk singularity in asymptotically free theories”, *Phys. Lett. B* **60** (1975) 50, doi:10.1016/0370-2693(75)90524-9.
- [6] A. B. Kaidalov, “Diffractive production mechanisms”, *Phys. Rept.* **50** (1979) 157, doi:10.1016/0370-1573(79)90043-7.
- [7] A. Donnachie and P. V. Landshoff, “Elastic scattering and diffraction dissociation”, *Nucl. Phys. B* **244** (1984) 322, doi:10.1016/0550-3213(84)90315-8.
- [8] LHC Forward Physics Working Group Collaboration, “LHC Forward Physics”, *J. Phys. G* **43** (2016) 110201, doi:10.1088/0954-3899/43/11/110201, arXiv:1611.05079.
- [9] V. N. Gribov, “Glauber corrections and the interaction between high-energy hadrons and nuclei”, *Sov. Phys. JETP* **29** (1969) 483.
- [10] R. J. Glauber, “High-energy collision theory”, in *Lectures in theoretical physics*, W. E. Brittin and L. G. Dunham, eds., volume 1, p. 315. Interscience Publishers, New York, 1959.
- [11] B. Z. Kopeliovich, L. I. Lapidus, and A. B. Zamolodchikov, “Dynamics of color in hadron diffraction on nuclei”, *JETP Lett.* **33** (1981) 595.


- 
- [12] B. Z. Kopeliovich, I. K. Potashnikova, and I. Schmidt, "Large rapidity gap processes in proton-nucleus collisions", *Phys. Rev. C* **73** (2006) 034901, doi:10.1103/PhysRevC.73.034901, arXiv:hep-ph/0508277.
- [13] HELIOS Collaboration, "Diffraction dissociation of nuclei in 450 GeV/c proton-nucleus collisions", *Z. Phys. C* **49** (1991) 355, doi:10.1007/BF01549687.
- [14] EHS/NA22 Collaboration, "Reactions with leading hadrons in meson-proton interactions at 250 GeV/c", *Z. Phys. C* **75** (1997) 229, doi:10.1007/s002880050465.
- [15] A. B. Kaidalov, V. A. Khoze, A. D. Martin, and M. G. Ryskin, "Diffraction of protons and nuclei at high-energies", *Acta Phys. Polon. B* **34** (2003) 3163, arXiv:hep-ph/0303111.
- [16] L. Frankfurt and M. Strikman, "Novel QCD phenomena in pA collisions at LHC", in *2nd Workshop on Hard Probes in Heavy Ion Collisions at the LHC: 2nd Plenary Meeting Geneva, Switzerland, March 11-15, 2002*. CERN, Geneva, Switzerland, 2002. arXiv:hep-ph/0210088.
- [17] V. Guzey and M. Strikman, "Proton-nucleus scattering and cross section fluctuations at RHIC and LHC", *Phys. Lett. B* **633** (2006) 245, doi:10.1016/j.physletb.2005.11.065, arXiv:hep-ph/0505088.
- [18] W.-T. Deng, X.-N. Wang, and R. Xu, "Hadron production in p+p, p+Pb, and Pb+Pb collisions with the HIJING 2.0 model at energies available at the CERN Large Hadron Collider", *Phys. Rev. C* **83** (2011) 014915, doi:10.1103/PhysRevC.83.014915, arXiv:1008.1841.
- [19] T. Pierog et al., "EPOS LHC: Test of collective hadronization with data measured at the CERN Large Hadron Collider", *Phys. Rev. C* **92** (2015) 034906, doi:10.1103/PhysRevC.92.034906, arXiv:1306.0121.
- [20] S. Ostapchenko, "Monte Carlo treatment of hadronic interactions in enhanced Pomeron scheme: I. QGSJET-II model", *Phys. Rev. D* **83** (2011) 014018, doi:10.1103/PhysRevD.83.014018, arXiv:1010.1869.
- [21] V. Barone and E. Predazzi, "High-energy particle diffraction", volume 565 of *Texts and Monographs in Physics*. Springer-Verlag, Berlin Heidelberg, 2002. ISBN 978-3-540-42107-8.
- [22] ATLAS Collaboration, "Rapidity gap cross sections measured with the ATLAS detector in pp collisions at  $\sqrt{s} = 7$  TeV", *Eur. Phys. J. C* **72** (2012) 1926, doi:10.1140/epjc/s10052-012-1926-0, arXiv:1201.2808.
- [23] CMS Collaboration, "Measurement of diffraction dissociation cross sections in pp collisions at  $\sqrt{s} = 7$  TeV", *Phys. Rev. D* **92** (2015) 012003, doi:10.1103/PhysRevD.92.012003, arXiv:1503.08689.
- [24] A. J. Baltz et al., "The physics of ultraperipheral collisions at the LHC", *Phys. Rept.* **458** (2008) 1, doi:10.1016/j.physrep.2007.12.001, arXiv:0706.3356.
- [25] R. Luna, A. Zepeda, C. A. Garcia Canal, and S. J. Sciutto, "Influence of diffractive interactions on cosmic ray air showers", *Phys. Rev. D* **70** (2004) 114034, doi:10.1103/PhysRevD.70.114034, arXiv:hep-ph/0408303.

- [26] S. Ostapchenko, “LHC data on inelastic diffraction and uncertainties in the predictions for longitudinal extensive air shower development”, *Phys. Rev. D* **89** (2014) 074009, doi:10.1103/PhysRevD.89.074009, arXiv:1402.5084.
- [27] V. N. Gribov, “A reggeon diagram technique”, *Sov. Phys. JETP* **53** (1967) 654.
- [28] T. Sjöstrand and M. van Zijl, “A multiple interaction model for the event structure in hadron collisions”, *Phys. Rev. D* **36** (1987) 2019, doi:10.1103/PhysRevD.36.2019.
- [29] HEPData record for this analysis, 2022. doi:10.17182/hepdata.88293.
- [30] CMS Collaboration, “Performance of the CMS Level-1 trigger in proton-proton collisions at  $\sqrt{s} = 13$  TeV”, *JINST* **15** (2020) P10017, doi:10.1088/1748-0221/15/10/P10017, arXiv:2006.10165.
- [31] CMS Collaboration, “The CMS trigger system”, *JINST* **12** (2017) P01020, doi:10.1088/1748-0221/12/01/P01020, arXiv:1609.02366.
- [32] CMS Collaboration, “The CMS experiment at the CERN LHC”, *JINST* **3** (2008) S08004, doi:10.1088/1748-0221/3/08/S08004.
- [33] CMS Collaboration, “Particle-flow reconstruction and global event description with the CMS detector”, *JINST* **12** (2017) P10003, doi:10.1088/1748-0221/12/10/P10003, arXiv:1706.04965.
- [34] GEANT4 Collaboration, “GEANT4—a simulation toolkit”, *Nucl. Instrum. Meth. A* **506** (2003) 250, doi:10.1016/S0168-9002(03)01368-8.
- [35] CMS Collaboration, “CMS luminosity measurement using 2016 proton-nucleus collisions at nucleon-nucleon center-of-mass energy of 8.16 TeV”, CMS Physics Analysis Summary CMS-PAS-LUM-17-002, 2018.
- [36] CMS Collaboration, “Description and performance of track and primary-vertex reconstruction with the CMS tracker”, *JINST* **9** (2014) P10009, doi:10.1088/1748-0221/9/10/P10009, arXiv:1405.6569.
- [37] CMS Collaboration, “Coherent  $J/\psi$  photoproduction in ultra-peripheral PbPb collisions at  $\sqrt{s_{NN}} = 2.76$  TeV with the CMS experiment”, *Phys. Lett. B* **772** (2017) 489, doi:10.1016/j.physletb.2017.07.001, arXiv:1605.06966.
- [38] CMS Collaboration, “Measurement of exclusive  $\rho(770)^0$  photoproduction in ultraperipheral pPb collisions at  $\sqrt{s_{NN}} = 5.02$  TeV”, *Eur. Phys. J. C* **79** (2019) 702, doi:10.1140/epjc/s10052-019-7202-9, arXiv:1902.01339.
- [39] CMS Collaboration, “Measurement of exclusive  $Y$  photoproduction from protons in pPb collisions at  $\sqrt{s_{NN}} = 5.02$  TeV”, *Eur. Phys. J. C* **79** (2019) 277, doi:10.1140/epjc/s10052-019-6774-8, arXiv:1809.11080.
- [40] CMS Collaboration, “Evidence for light-by-light scattering and searches for axion-like particles in ultraperipheral PbPb collisions at  $\sqrt{s_{NN}} = 5.02$  TeV”, *Phys. Lett. B* **797** (2019) 134826, doi:10.1016/j.physletb.2019.134826, arXiv:1810.04602.
- [41] CMS Collaboration, “Charged-particle nuclear modification factors in PbPb and pPb collisions at  $\sqrt{s_{NN}} = 5.02$  TeV”, *JHEP* **04** (2017) 039, doi:10.1007/JHEP04(2017)039, arXiv:1611.01664.




















- [42] CMS Collaboration, “Calibration of the CMS hadron calorimeters using proton-proton collision data at  $\sqrt{s} = 13$  TeV”, *JINST* **15** (2020) P05002, doi:10.1088/1748-0221/15/05/P05002, arXiv:1910.00079.
- [43] G. D’Agostini, “A multidimensional unfolding method based on Bayes’ theorem”, *Nucl. Instrum. Meth. A* **362** (1995) 487, doi:10.1016/0168-9002(95)00274-X.
- [44] T. Auye, “Unfolding algorithms and tests using RooUnfold”, in *Proceedings, PHYSTAT 2011 Workshop on Statistical Issues Related to Discovery Claims in Search Experiments and Unfolding*, p. 313. CERN, Geneva, Switzerland, 2011. arXiv:1105.1160. doi:10.5170/CERN-2011-006.313.
- [45] S. Schmitt, “Data unfolding methods in high energy physics”, in *EPJ Web Conf. XIIth Quark Confinement and the Hadron Spectrum*, volume 137, p. 11. 2017. arXiv:1611.01927. doi:10.1051/epjconf/201713711008.
- [46] O. Surányi, “Performance of the CMS Zero Degree Calorimeters in the 2016 pPb run”, *J. Phys. Conf. Ser.* **1162** (2019) 012005, doi:10.1088/1742-6596/1162/1/012005.
- [47] O. Surányi et al., “Performance of the CMS Zero Degree Calorimeters in pPb collisions at the LHC”, *JINST* **16** (2021) P05008, doi:10.1088/1748-0221/16/05/P05008, arXiv:2102.06640.

## A The CMS Collaboration










### Yerevan Physics Institute, Yerevan, Armenia

A. Tumasyan<sup>1</sup> 













### Institut für Hochenergiephysik, Vienna, Austria

W. Adam , F. Ambrogi , T. Bergauer , M. Dragicevic , J. Erö, A. Escalante Del Valle , R. Frühwirth<sup>2</sup> , M. Jeitler<sup>2</sup> , N. Krammer , L. Lechner , D. Liko , T. Madlener , I. Mikulec , F.M. Pitters, N. Rad, J. Schieck<sup>2</sup> , R. Schöfbeck , M. Spanring , S. Templ , W. Waltenberger , C.-E. Wulz<sup>2</sup> , M. Zarucki 

















### Universiteit Antwerpen, Antwerpen, Belgium

M.R. Darwish<sup>3</sup> , E.A. De Wolf, D. Di Croce , T. Janssen , T. Kello<sup>4</sup>, A. Lelek , M. Pieters , H. Rejeb Sfar, H. Van Haeve , P. Van Mechelen , S. Van Putte , N. Van Remortel 







### Vrije Universiteit Brussel, Brussel, Belgium

F. Blekman , E.S. Bols , S.S. Chhibra , J. D'Hondt , J. De Clercq , D. Lontkovskiy , S. Lowette , I. Marchesini, S. Moortgat , A. Morton , Q. Python , S. Tavernier , W. Van Doninck, P. Van Mulders 














### Université Libre de Bruxelles, Bruxelles, Belgium

D. Beghin, B. Bilin , B. Clerbaux , G. De Lentdecker , B. Dorney , L. Favart , A. Grebenyuk, A.K. Kalsi , I. Makarenko , L. Moureaux , L. Pétré , A. Popov , N. Postiau, E. Starling , L. Thomas , C. Vander Velde , P. Vanlaer , D. Vannerom , L. Wezenbeek 


### Ghent University, Ghent, Belgium

T. Cornelis , D. Dobur , M. Gruchala, I. Khvastunov<sup>5</sup>, M. Niedziela , C. Roskas , K. Skovpen , M. Tytgat , W. Verbeke, B. Vermassen, M. Vit























### Université Catholique de Louvain, Louvain-la-Neuve, Belgium

G. Bruno , F. Bury , C. Caputo , P. David , C. Delaere , M. Delcourt , I.S. Donertas , A. Giammanco , V. Lemaître, K. Mondal , J. Prisciandaro, A. Taliencio , M. Teklishyn , P. Vischia , S. Wuyckens , J. Zobec

### Centro Brasileiro de Pesquisas Físicas, Rio de Janeiro, Brazil

G.A. Alves , C. Hensel , A. Moraes 

### Universidade do Estado do Rio de Janeiro, Rio de Janeiro, Brazil

W.L. Aldá Júnior , E. Belchior Batista Das Chagas , H. BRANDAO MALBOUISSON , W. Carvalho , J. Chinellato<sup>6</sup>, E. Coelho , E.M. Da Costa , G.G. Da Silveira<sup>7</sup> , D. De Jesus Damiao , S. Fonseca De Souza , J. Martins<sup>8</sup> , D. Matos Figueiredo , M. Medina Jaime<sup>9</sup>, M. Melo De Almeida, C. Mora Herrera , L. Mundim , H. Nogima , P. Rebello Teles , L.J. Sanchez Rosas, A. Santoro , S.M. Silva Do Amaral , A. Sznajder , M. Thiel , E.J. Tonelli Manganote<sup>6</sup> , F. Torres Da Silva De Araujo , A. Vilela Pereira 

### Universidade Estadual Paulista, Universidade Federal do ABC, São Paulo, Brazil

C.A. Bernardes , L. Calligaris , T.R. Fernandez Perez Tomei , E.M. Gregores , D. S. Lemos , P.G. Mercadante , S.F. Novaes , Sandra S. Padula 



### Institute for Nuclear Research and Nuclear Energy, Bulgarian Academy of Sciences, Sofia, Bulgaria

A. Aleksandrov , G. Antchev , I. Atanassov , R. Hadjiiska , P. Iaydjiev , M. Misheva , M. Rodozov, M. Shopova , G. Sultanov 



**University of Sofia, Sofia, Bulgaria**

M. Bonchev, A. Dimitrov , T. Ivanov , L. Litov , B. Pavlov , P. Petkov , A. Petrov 



**Beihang University, Beijing, China**

W. Fang<sup>4</sup> , Q. Guo, H. Wang, L. Yuan 

**Department of Physics, Tsinghua University, Beijing, China**

M. Ahmad , Z. Hu , Y. Wang

**Institute of High Energy Physics, Beijing, China**

E. Chapon , G.M. Chen<sup>10</sup> , H.S. Chen<sup>10</sup> , M. Chen , A. Kapoor , D. Leggat, H. Liao , Z.-A. Liu , R. Sharma , A. Spiezia , J. Tao , J. Thomas-Wilsker , J. Wang , H. Zhang , S. Zhang<sup>10</sup>, J. Zhao 

**State Key Laboratory of Nuclear Physics and Technology, Peking University, Beijing, China**

A. Agapitos , Y. Ban , C. Chen, Q. Huang, A. Levin , Q. Li , M. Lu , X. Lyu, Y. Mao, S.J. Qian , D. Wang , Q. Wang , J. Xiao 


**Sun Yat-Sen University, Guangzhou, China**

Z. You 

**Institute of Modern Physics and Key Laboratory of Nuclear Physics and Ion-beam Application (MOE) - Fudan University, Shanghai, China**

X. Gao<sup>4</sup> 

**Zhejiang University, Hangzhou, Zhejiang, China**

M. Xiao 

**Universidad de Los Andes, Bogota, Colombia**

C. Avila , A. Cabrera , C. Florez , J. Fraga , A. Sarkar , M.A. Segura Delgado


**Universidad de Antioquia, Medellin, Colombia**

J. Jaramillo , J. Mejia Guisao , F. Ramirez , J.D. Ruiz Alvarez , C.A. Salazar González , N. Vanegas Arbelaez 

**University of Split, Faculty of Electrical Engineering, Mechanical Engineering and Naval Architecture, Split, Croatia**

D. Giljanovic , N. Godinovic , D. Lelas , I. Puljak , T. Sculac 










**University of Split, Faculty of Science, Split, Croatia**

Z. Antunovic, M. Kovac 




**Institute Rudjer Boskovic, Zagreb, Croatia**

V. Brigljevic , D. Ferencek , D. Majumder , M. Roguljic , A. Starodumov<sup>11</sup> , T. Susa 


**University of Cyprus, Nicosia, Cyprus**

M.W. Ather, A. Attikis , E. Erodotou, A. Ioannou, G. Kole , M. Kolosova , S. Konstantinou , G. Mavromanolakis, J. Mousa , C. Nicolaou, F. Ptochos , P.A. Razis , H. Rykaczewski, H. Saka , D. Tsiakkouri 

**Charles University, Prague, Czech Republic**

M. Finger<sup>11</sup> , M. Finger Jr.<sup>11</sup> , A. Kveton , J. Tomsa



**Escuela Politecnica Nacional, Quito, Ecuador**

E. Ayala 



**Universidad San Francisco de Quito, Quito, Ecuador**

E. Carrera Jarrin 







**Academy of Scientific Research and Technology of the Arab Republic of Egypt, Egyptian Network of High Energy Physics, Cairo, Egypt**

A.A. Abdelalim<sup>12,13</sup> , A. Ellithi Kamel<sup>14</sup>, A. Mohamed<sup>13</sup> 






**Center for High Energy Physics (CHEP-FU), Fayoum University, El-Fayoum, Egypt**

A. Lotfy , M.A. Mahmoud 













**National Institute of Chemical Physics and Biophysics, Tallinn, Estonia**

S. Bhowmik , A. Carvalho Antunes De Oliveira , R.K. Dewanjee , K. Ehataht , M. Kadastik, M. Raidal , C. Veelken 

**Department of Physics, University of Helsinki, Helsinki, Finland**

P. Eerola , L. Forthomme , H. Kirschenmann , K. Osterberg , M. Voutilainen 


















**Helsinki Institute of Physics, Helsinki, Finland**

E. Brücken , F. Garcia , J. Havukainen , V. Karimäki, M.S. Kim , R. Kinnunen, T. Lampén , K. Lassila-Perini , S. Laurila , S. Lehti , T. Lindén , H. Siikonen , E. Tuominen , J. Tuominiemi 
























**Lappeenranta-Lahti University of Technology, Lappeenranta, Finland**

P. Luukka , T. Tuuva












**IRFU, CEA, Université Paris-Saclay, Gif-sur-Yvette, France**

C. Amendola , M. Besancon , F. Couderc , M. Dejardin , D. Denegri, J.L. Faure, F. Ferri , S. Ganjour , A. Givernaud, P. Gras , G. Hamel de Monchenault , P. Jarry , B. Lenzi , E. Locci , J. Malcles , J. Rander, A. Rosowsky , M.Ö. Sahin , A. Savoy-Navarro<sup>15</sup> , M. Titov , G.B. Yu 


















**Laboratoire Leprince-Ringuet, CNRS/IN2P3, Ecole Polytechnique, Institut Polytechnique de Paris, Palaiseau, France**

S. Ahuja , F. Beaudette , M. Bonanomi , A. Buchot Perraguin , P. Busson , C. Charlot , O. Davignon , B. Diab , G. Falmagne , R. Granier de Cassagnac , A. Hakimi , I. Kucher , A. Lobanov , C. Martin Perez , M. Nguyen , C. Ochando , P. Paganini , J. Rembser , R. Salerno , J.B. Sauvan , Y. Sirois , A. Zabi , A. Zghiche 



**Université de Strasbourg, CNRS, IPHC UMR 7178, Strasbourg, France**

J.-L. Agram<sup>16</sup> , J. Andrea , D. Bloch , G. Bourgatte , J.-M. Brom , E.C. Chabert , C. Collard , J.-C. Fontaine<sup>16</sup> , D. Gelé, U. Goerlach , C. Grimault, A.-C. Le Bihan , P. Van Hove 







**Institut de Physique des 2 Infinis de Lyon (IP2I ), Villeurbanne, France**

E. Asilar , S. Beauceron , C. Bernet , G. Boudoul , C. Camen, A. Carle, N. Chanon , D. Contardo , P. Depasse , H. El Mamouni, J. Fay , S. Gascon , M. Gouzevitch , B. Ille , Sa. Jain , I.B. Laktineh, H. Lattaud , A. Lesauvage , M. Lethuillier , L. Mirabito, L. Torterotot , G. Touquet, M. Vander Donckt , S. Viret




















**Georgian Technical University, Tbilisi, Georgia**

I. Bagaturia<sup>17</sup> , Z. Tsamalaidze<sup>11</sup> 









**RWTH Aachen University, I. Physikalisches Institut, Aachen, Germany**

L. Feld , K. Klein , M. Lipinski , D. Meuser , A. Pauls , M. Preuten, M.P. Rauch, J. Schulz, M. Teroerde 

**RWTH Aachen University, III. Physikalisches Institut A, Aachen, Germany**

D. Eliseev , M. Erdmann , P. Fackeldey , B. Fischer , S. Ghosh , T. Hebbeker , K. Hoepfner , H. Keller, L. Mastrolorenzo, M. Merschmeyer , A. Meyer , P. Millet, G. Mocellin , S. Mondal , S. Mukherjee , D. Noll , A. Novak , T. Pook , A. Pozdnyakov , T. Quast, M. Radziej, Y. Rath, H. Reithler , J. Roemer, A. Schmidt , S.C. Schuler, A. Sharma , S. Wiedenbeck , S. Zaleski















### **RWTH Aachen University, III. Physikalisches Institut B, Aachen, Germany**

C. Dziwok , G. Flügge , W. Haj Ahmad<sup>18</sup> , O. Hlushchenko, T. Kress , A. Nowack , C. Pistone, O. Pooth , D. Roy , H. Sert , A. Stahl<sup>19</sup> , T. Ziemons 















### **Deutsches Elektronen-Synchrotron, Hamburg, Germany**

H. Aarup Petersen , M. Aldaya Martin , P. Asmuss, I. Babounikau , S. Baxter , O. Behnke , A. Bermúdez Martínez , A.A. Bin Anuar , K. Borras<sup>20</sup> , V. Botta , D. Brunner , A. Campbell , A. Cardini , P. Connor , S. Consuegra Rodríguez , V. Danilov, A. De Wit , M.M. Defranchis , L. Didukh , D. Domínguez Damiani, G. Eckerlin, D. Eckstein , T. Eichhorn, L.I. Estevez Banos , E. Gallo<sup>21</sup> , A. Geiser , A. Giraldi , A. Grohsjean , M. Guthoff , A. Harb , A. Jafari<sup>22</sup> , N.Z. Jomhari , A. Kasem<sup>20</sup> , M. Kasemann , H. Kaveh , C. Kleinwort , J. Knolle , D. Krücker , W. Lange, T. Lenz, J. Lidrych , K. Lipka , W. Lohmann<sup>23</sup> , R. Mankel , I.-A. Melzer-Pellmann , J. Metwally, A.B. Meyer , M. Meyer , M. Missiroli , J. Mnich , A. Mussgiller , V. Myronenko , Y. Otariid, D. Pérez Adán , S.K. Pflitsch, D. Pitzl, A. Raspereza , A. Saggio , A. Saibel , M. Savitskyi , V. Scheurer, P. Schütze , C. Schwanenberger , A. Singh, R.E. Sosa Ricardo , N. Tonon , O. Turkot , A. Vagnerini , M. Van De Klundert , R. Walsh , D. Walter , Y. Wen , K. Wichmann, C. Wissing , S. Wuchterl , O. Zenaiev , R. Zlebick 

### **University of Hamburg, Hamburg, Germany**

R. Aggleton, S. Bein , L. Benato , A. Benecke , K. De Leo , T. Dreyer, A. Ebrahimi , M. Eich, F. Feindt, A. Fröhlich, C. Garbers , E. Garutti , P. Gunnellini, J. Haller , A. Hinzmann , A. Karavdina, G. Kasieczka , R. Klanner , R. Kogler , V. Kutzner , J. Lange , T. Lange , A. Malara , C.E.N. Niemeyer, A. Nigamova , K.J. Pena Rodriguez , O. Rieger, P. Schleper , S. Schumann, J. Schwandt , D. Schwarz , J. Sonneveld , H. Stadie , G. Steinbrück , B. Vormwald , I. Zoi 










### **Karlsruher Institut fuer Technologie, Karlsruhe, Germany**

M. Baselga, S. Baur , J. Bechtel , T. Berger, E. Butz , R. Caspart , T. Chwalek , W. De Boer, A. Dierlamm , A. Droll, K. El Morabit , N. Faltermann , K. Flöh, M. Giffels , A. Gottmann , F. Hartmann<sup>19</sup> , C. Heidecker, U. Husemann , M.A. Iqbal , I. Katkov<sup>11</sup>, P. Keicher, R. Koppenhöfer , S. Maier , M. Metzler, S. Mitra , D. Müller , Th. Müller , M. Musich , G. Quast , K. Rabbertz , J. Rauser, D. Savoii , D. Schäfer, M. Schnepf, M. Schröder , D. Seith, I. Shvetsov , H.J. Simonis , R. Ulrich , M. Wassmer , M. Weber , R. Wolf , S. Wozniowski 

### **Institute of Nuclear and Particle Physics (INPP), NCSR Demokritos, Aghia Paraskevi, Greece**

G. Anagnostou, P. Asenov , G. Daskalakis , T. Gerasis , A. Kyriakis, G. Paspalaki , A. Stakia 

### **National and Kapodistrian University of Athens, Athens, Greece**

M. Diamantopoulou, D. Karasavvas, G. Karathanasis , P. Kontaxakis , C.K. Koraka , A. Manousakis-Katsikakis , A. Panagiotou, I. Papavergou , N. Saoulidou , K. Theofilatos , K. Vellidis , E. Vourliotis 

### **National Technical University of Athens, Athens, Greece**



G. Bakas , K. Kousouris , I. Papakrivopoulos , G. Tsipolitis, A. Zacharopoulou





**University of Ioánnina, Ioánnina, Greece**

I. Evangelou , C. Foudas, P. Gianneios , P. Katsoulis, P. Kokkas , S. Mallios, K. Manitará, N. Manthos , I. Papadopoulos , J. Strologas 

**MTA-ELTE Lendület CMS Particle and Nuclear Physics Group, Eötvös Loránd University, Budapest, Hungary**

M. Bartók<sup>24</sup> , R. Chudasama , M. Csanád , M.M.A. Gadallah<sup>25</sup> , S. Lökös , P. Major , K. Mandal , A. Mehta , G. Pásztor , O. Surányi , G.I. Veres 



**Wigner Research Centre for Physics, Budapest, Hungary**

G. Bencze, C. Hajdu , D. Horvath<sup>26</sup> , F. Sikler , V. Veszpremi , G. Vesztergombi<sup>27</sup>

**Institute of Nuclear Research ATOMKI, Debrecen, Hungary**

S. Czellar, J. Karancsi<sup>24</sup> , J. Molnar, Z. Szillasi, D. Teysier 





**Institute of Physics, University of Debrecen, Debrecen, Hungary**

P. Raics, Z.L. Trocsanyi , B. Ujvari 

**Karoly Robert Campus, MATE Institute of Technology, Gyongyos, Hungary**

T. Csorgo , F. Nemes , T. Novak 

**Indian Institute of Science (IISc), Bangalore, India**

S. Choudhury, J.R. Komaragiri , D. Kumar , L. Panwar , P.C. Tiwari 











**Panjab University, Chandigarh, India**

S. Bansal , S.B. Beri, V. Bhatnagar , S. Chauhan , N. Dhingra<sup>28</sup> , R. Gupta, A. Kaur , S. Kaur , P. Kumari , M. Lohan , M. Meena , K. Sandeep , S. Sharma , J.B. Singh , A. K. Viridi 









**University of Delhi, Delhi, India**

A. Ahmed , A. Bhardwaj , B.C. Choudhary , R.B. Garg, M. Gola, S. Keshri , A. Kumar , M. Naimuddin , P. Priyanka , K. Ranjan , A. Shah 

**Saha Institute of Nuclear Physics, HBNI, Kolkata, India**

M. Bharti<sup>29</sup>, R. Bhattacharya , S. Bhattacharya , D. Bhowmik, S. Dutta, S. Ghosh , B. Gomber<sup>30</sup> , M. Maity<sup>31</sup>, S. Nandan , P. Palit , A. Purohit , P.K. Rout , G. Saha , S. Sarkar, M. Sharan, B. Singh<sup>29</sup>, S. Thakur<sup>29</sup> 




**Indian Institute of Technology Madras, Madras, India**

P.K. Behera , S.C. Behera , P. Kalbhor , A. Muhammad , R. Pradhan , P.R. Pujahari , A. Sharma , A.K. Sikdar 

**Bhabha Atomic Research Centre, Mumbai, India**

D. Dutta , V. Kumar , K. Naskar<sup>32</sup> , P.K. Netrakanti, L.M. Pant, P. Shukla 

**Tata Institute of Fundamental Research-A, Mumbai, India**

T. Aziz, M.A. Bhat, S. Dugad, R. Kumar Verma , G.B. Mohanty , U. Sarkar 

**Tata Institute of Fundamental Research-B, Mumbai, India**








S. Banerjee , S. Bhattacharya , S. Chatterjee , M. Guchait , S. Karmakar , S. Kumar , G. Majumder , K. Mazumdar , S. Mukherjee , D. Roy , N. Sahoo 

**National Institute of Science Education and Research, An OCC of Homi Bhabha National Institute, Bhubaneswar, Odisha, India**


S. Bahinipati<sup>33</sup> , D. Dash , C. Kar , P. Mal , T. Mishra , V.K. Muraleedha-

ran Nair Bindhu , A. Nayak<sup>34</sup> , D.K. Sahoo<sup>33</sup> , N. Sur , S.K. Swain 

**Indian Institute of Science Education and Research (IISER), Pune, India**

S. Dube , B. Kansal , K. Kothekar , S. Pandey , A. Rane , A. Rastogi , S. Sharma 


**Isfahan University of Technology, Isfahan, Iran**

H. Bakhshiansohi<sup>35</sup> 
































**Institute for Research in Fundamental Sciences (IPM), Tehran, Iran**

S. Chenarani<sup>36</sup> , S.M. Etesami , M. Khakzad , M. Mohammadi Najafabadi 































**University College Dublin, Dublin, Ireland**

M. Felcini , M. Grunewald 







**INFN Sezione di Bari<sup>a</sup>, Università di Bari<sup>b</sup>, Politecnico di Bari<sup>c</sup>, Bari, Italy**

M. Abbrescia<sup>a,b</sup> , R. Aly<sup>a,c,12</sup> , C. Aruta<sup>a,b</sup> , A. Colaleo<sup>a</sup> , D. Creanza<sup>a,c</sup> , N. De Filippis<sup>a,c</sup> , M. De Palma<sup>a,b</sup> , A. Di Florio<sup>a,b</sup> , A. Di Pilato<sup>a,b</sup> , W. Elmetenawee<sup>a,b</sup> , L. Fiore<sup>a</sup> , A. Gelmi<sup>a,b</sup> , M. Gul<sup>a</sup> , G. Iaselli<sup>a,c</sup> , M. Ince<sup>a,b</sup> , S. Lezki<sup>a,b</sup> , G. Maggi<sup>a,c</sup> , M. Maggi<sup>a</sup> , I. Margjeka<sup>a,b</sup> , V. Mastrapasqua<sup>a,b</sup> , J.A. Merlin<sup>a</sup> , S. My<sup>a,b</sup> , S. Nuzzo<sup>a,b</sup> , A. Pompili<sup>a,b</sup> , G. Pugliese<sup>a,c</sup> , A. Ranieri<sup>a</sup> , G. Selvaggi<sup>a,b</sup> , L. Silvestris<sup>a</sup> , F.M. Simone<sup>a,b</sup> , R. Venditti<sup>a</sup> , P. Verwilligen<sup>a</sup> 

















**INFN Sezione di Bologna<sup>a</sup>, Università di Bologna<sup>b</sup>, Bologna, Italy**

G. Abbiendi<sup>a</sup> , C. Battilana<sup>a,b</sup> , D. Bonacorsi<sup>a,b</sup> , L. Borgonovi<sup>a,b</sup> , S. Braibant-Giacomelli<sup>a,b</sup> , R. Campanini<sup>a,b</sup> , P. Capiluppi<sup>a,b</sup> , A. Castro<sup>a,b</sup> , F.R. Cavallo<sup>a</sup> , C. Ciocca<sup>a</sup> , M. Cuffiani<sup>a,b</sup> , G.M. Dallavalle<sup>a</sup> , T. Diotallevi<sup>a,b</sup> , F. Fabbri<sup>a</sup> , A. Fanfani<sup>a,b</sup> , E. Fontanesi<sup>a,b</sup> , P. Giacomelli<sup>a</sup> , L. Giommi<sup>a,b</sup> , C. Grandi<sup>a</sup> , L. Guiducci<sup>a,b</sup> , F. Iemmi<sup>a,b</sup> , S. Lo Meo<sup>a,37</sup> , S. Marcellini<sup>a</sup> , G. Masetti<sup>a</sup> , F.L. Navarria<sup>a,b</sup> , A. Perrotta<sup>a</sup> , F. Primavera<sup>a,b</sup> , T. Rovelli<sup>a,b</sup> , G.P. Siroli<sup>a,b</sup> , N. Tosi<sup>a</sup> 

**INFN Sezione di Catania<sup>a</sup>, Università di Catania<sup>b</sup>, Catania, Italy**

S. Albergo<sup>a,b,38</sup> , S. Costa<sup>a,b,38</sup> , A. Di Mattia<sup>a</sup> , R. Potenza<sup>a,b</sup> , A. Tricomi<sup>a,b,38</sup> , C. Tuve<sup>a,b</sup> 

**INFN Sezione di Firenze<sup>a</sup>, Università di Firenze<sup>b</sup>, Firenze, Italy**

G. Barbagli<sup>a</sup> , A. Cassese<sup>a</sup> , R. Ceccarelli<sup>a,b</sup> , V. Ciulli<sup>a,b</sup> , C. Civinini<sup>a</sup> , R. D'Alessandro<sup>a,b</sup> , F. Fiori<sup>a</sup> , E. Focardi<sup>a,b</sup> , G. Latino<sup>a,b</sup> , P. Lenzi<sup>a,b</sup> , M. Lizzo<sup>a,b</sup> , M. Meschini<sup>a</sup> , S. Paoletti<sup>a</sup> , R. Seidita<sup>a,b</sup> , G. Sguazzoni<sup>a</sup> , L. Viliani<sup>a</sup> 
























**INFN Laboratori Nazionali di Frascati, Frascati, Italy**

L. Benussi , S. Bianco , D. Piccolo 












**INFN Sezione di Genova<sup>a</sup>, Università di Genova<sup>b</sup>, Genova, Italy**

M. Bozzo<sup>a,b</sup> , F. Ferro<sup>a</sup> , R. Mulargia<sup>a,b</sup> , E. Robutti<sup>a</sup> , S. Tosi<sup>a,b</sup> 




























**INFN Sezione di Milano-Bicocca<sup>a</sup>, Università di Milano-Bicocca<sup>b</sup>, Milano, Italy**

A. Benaglia<sup>a</sup> , A. Beschi<sup>a,b</sup> , F. Brivio<sup>a,b</sup> , F. Cetorelli<sup>a,b</sup> , V. Ciriolo<sup>a,b,19</sup> , F. De Guio<sup>a,b</sup> , M.E. Dinardo<sup>a,b</sup> , P. Dini<sup>a</sup> , S. Gennai<sup>a</sup> , A. Ghezzi<sup>a,b</sup> , P. Govoni<sup>a,b</sup> , L. Guzzi<sup>a,b</sup> , M. Malberti<sup>a</sup> , S. Malvezzi<sup>a</sup> , D. Menasce<sup>a</sup> , F. Monti<sup>a,b</sup> , L. Moroni<sup>a</sup> , M. Paganoni<sup>a,b</sup> , D. Pedrini<sup>a</sup> , S. Ragazzi<sup>a,b</sup> , T. Tabarelli de Fatis<sup>a,b</sup> , D. Valsecchi<sup>a,b,19</sup> , D. Zuolo<sup>a,b</sup> 













**INFN Sezione di Napoli<sup>a</sup>, Università di Napoli 'Federico II'<sup>b</sup>, Napoli, Italy; Università della Basilicata<sup>c</sup>, Potenza, Italy; Università G. Marconi<sup>d</sup>, Roma, Italy**

S. Buontempo<sup>a</sup> , N. Cavallo<sup>a,c</sup> , A. De Iorio<sup>a,b</sup> , F. Fabozzi<sup>a,c</sup> , F. Fienga<sup>a</sup> , A.O.M. Iorio<sup>a,b</sup> , L. Lista<sup>a,b</sup> , S. Meola<sup>a,d,19</sup> , P. Paolucci<sup>a,19</sup> , B. Rossi<sup>a</sup> , C. Sciacca<sup>a,b</sup> , E. Voevodina<sup>a,b</sup>














**INFN Sezione di Padova<sup>a</sup>, Università di Padova<sup>b</sup>, Padova, Italy; Università di Trento<sup>c</sup>, Trento, Italy**

P. Azzi<sup>a</sup> , N. Bacchetta<sup>a</sup> , D. Bisello<sup>a,b</sup> , A. Boletti<sup>a,b</sup> , A. Bragagnolo<sup>a,b</sup> , R. Carlin<sup>a,b</sup> , P. Checchia<sup>a</sup> , P. De Castro Manzano<sup>a</sup> , T. Dorigo<sup>a</sup> , F. Gasparini<sup>a,b</sup> , U. Gasparini<sup>a,b</sup> , S.Y. Hoh<sup>a,b</sup> , L. Layer<sup>a,39</sup> , M. Margoni<sup>a,b</sup> , A.T. Meneguzzo<sup>a,b</sup> , M. Presilla<sup>a,b</sup> , P. Ronchese<sup>a,b</sup> , R. Rossin<sup>a,b</sup> , F. Simonetto<sup>a,b</sup> , G. Strong<sup>a</sup> , A. Tiko<sup>a</sup> , M. Tosi<sup>a,b</sup> , H. YARAR<sup>a,b</sup> , M. Zanetti<sup>a,b</sup> , P. Zotto<sup>a,b</sup> , A. Zucchetta<sup>a,b</sup> , G. Zumerle<sup>a,b</sup> 
































**INFN Sezione di Pavia<sup>a</sup>, Università di Pavia<sup>b</sup>, Pavia, Italy**

C. Aime<sup>a,b</sup> , A. Braghieri<sup>a</sup> , S. Calzaferri<sup>a,b</sup> , D. Fiorina<sup>a,b</sup> , P. Montagna<sup>a,b</sup> , S.P. Ratti<sup>a,b</sup> , V. Re<sup>a</sup> , M. Ressegotti<sup>a,b</sup> , C. Riccardi<sup>a,b</sup> , P. Salvini<sup>a</sup> , I. Vai<sup>a</sup> , P. Vitulo<sup>a,b</sup> 

















**INFN Sezione di Perugia<sup>a</sup>, Università di Perugia<sup>b</sup>, Perugia, Italy**

M. Biasini<sup>a,b</sup> , G.M. Bilei<sup>a</sup> , D. Ciangottini<sup>a,b</sup> , L. Fanò<sup>a,b</sup> , P. Lariccia<sup>a,b</sup> , G. Mantovani<sup>a,b</sup> , V. Mariani<sup>a,b</sup> , M. Menichelli<sup>a</sup> , F. Moscatelli<sup>a</sup> , A. Piccinelli<sup>a,b</sup> , A. Rossi<sup>a,b</sup> , A. Santocchia<sup>a,b</sup> , D. Spiga<sup>a</sup> , T. Tedeschi<sup>a,b</sup> 





































**INFN Sezione di Pisa<sup>a</sup>, Università di Pisa<sup>b</sup>, Scuola Normale Superiore di Pisa<sup>c</sup>, Pisa, Italy; Università di Siena<sup>d</sup>, Siena, Italy**

K. Androsov<sup>a</sup> , P. Azzurri<sup>a</sup> , G. Bagliesi<sup>a</sup> , V. Bertacchi<sup>a,c</sup> , L. Bianchini<sup>a</sup> , T. Boccali<sup>a</sup> , R. Castaldi<sup>a</sup> , M.A. Ciocci<sup>a,b</sup> , R. Dell'Orso<sup>a</sup> , M.R. Di Domenico<sup>a,d</sup> , S. Donato<sup>a</sup> , L. Giannini<sup>a,c</sup> , A. Giassi<sup>a</sup> , M.T. Grippo<sup>a</sup> , F. Ligabue<sup>a,c</sup> , E. Manca<sup>a,c</sup> , G. Mandorli<sup>a,c</sup> , A. Messineo<sup>a,b</sup> , F. Palla<sup>a</sup> , G. Ramirez-Sanchez<sup>a,c</sup> , A. Rizzi<sup>a,b</sup> , G. Rolandi<sup>a,c</sup> , S. Roy Chowdhury<sup>a,c</sup> , A. Scribano<sup>a</sup> , N. Shafiei<sup>a,b</sup> , P. Spagnolo<sup>a</sup> , R. Tenchini<sup>a</sup> , G. Tonelli<sup>a,b</sup> , N. Turini<sup>a,d</sup> , A. Venturi<sup>a</sup> , P.G. Verdini<sup>a</sup> 








**INFN Sezione di Roma<sup>a</sup>, Sapienza Università di Roma<sup>b</sup>, Roma, Italy**

F. Cavallari<sup>a</sup> , M. Cipriani<sup>a,b</sup> , D. Del Re<sup>a,b</sup> , E. Di Marco<sup>a</sup> , M. Diemmoz<sup>a</sup> , E. Longo<sup>a,b</sup> , P. Meridiani<sup>a</sup> , G. Organtini<sup>a,b</sup> , F. Pandolfi<sup>a</sup> , R. Paramatti<sup>a,b</sup> , C. Quaranta<sup>a,b</sup> , S. Rahatlou<sup>a,b</sup> , C. Rovelli<sup>a</sup> , F. Santanastasio<sup>a,b</sup> , L. Soffi<sup>a,b</sup> , R. Tramontano<sup>a,b</sup> 

**INFN Sezione di Torino<sup>a</sup>, Università di Torino<sup>b</sup>, Torino, Italy; Università del Piemonte Orientale<sup>c</sup>, Novara, Italy**






N. Amapane<sup>a,b</sup> , R. Arcidiacono<sup>a,c</sup> , S. Argiro<sup>a,b</sup> , M. Arneodo<sup>a,c</sup> , N. Bartosik<sup>a</sup> , R. Bellan<sup>a,b</sup> , A. Bellora<sup>a,b</sup> , C. Biino<sup>a</sup> , A. Cappati<sup>a,b</sup> , N. Cartiglia<sup>a</sup> , S. Cometti<sup>a</sup> , M. Costa<sup>a,b</sup> , R. Covarelli<sup>a,b</sup> , N. Demaria<sup>a</sup> , B. Kiani<sup>a,b</sup> , F. Legger<sup>a</sup> , C. Mariotti<sup>a</sup> , S. Maselli<sup>a</sup> , E. Migliore<sup>a,b</sup> , V. Monaco<sup>a,b</sup> , E. Monteil<sup>a,b</sup> , M. Monteno<sup>a</sup> , M.M. Obertino<sup>a,b</sup> , G. Ortona<sup>a</sup> , L. Pacher<sup>a,b</sup> , N. Pastrone<sup>a</sup> , M. Pelliccioni<sup>a</sup> , G.L. Pinna Angioni<sup>a,b</sup> , M. Ruspa<sup>a,c</sup> , R. Salvatico<sup>a,b</sup> , F. Siviero<sup>a,b</sup> , V. Sola<sup>a</sup> , A. Solano<sup>a,b</sup> , D. Soldi<sup>a,b</sup> , A. Staiano<sup>a</sup> , D. Trocino<sup>a,b</sup> 

**INFN Sezione di Trieste<sup>a</sup>, Università di Trieste<sup>b</sup>, Trieste, Italy**

S. Belforte<sup>a</sup> , V. Candelise<sup>a,b</sup> , M. Casarsa<sup>a</sup> , F. Cossutti<sup>a</sup> , A. Da Rold<sup>a,b</sup> , G. Della Ricca<sup>a,b</sup> , F. Vazzoler<sup>a,b</sup> 

**Kyungpook National University, Daegu, Korea**




S. Dogra , C. Huh , B. Kim , D.H. Kim , G.N. Kim , J. Lee , S.W. Lee , C.S. Moon 

Y.D. Oh , S.I. Pak , B.C. Radburn-Smith , S. Sekmen , Y.C. Yang 

**Chonnam National University, Institute for Universe and Elementary Particles, Kwangju, Korea**

H. Kim , D.H. Moon 

**Hanyang University, Seoul, Korea**

B. Francois , T.J. Kim , J. Park 

**Korea University, Seoul, Korea**

S. Cho, S. Choi , Y. Go, S. Ha , B. Hong , K. Lee, K.S. Lee , J. Lim, J. Park, S.K. Park, J. Yoo 

**Kyung Hee University, Department of Physics, Seoul, Korea**

J. Goh , A. Gurtu 

**Sejong University, Seoul, Korea**

H. S. Kim , Y. Kim


**Seoul National University, Seoul, Korea**

J. Almond, J.H. Bhyun, J. Choi , S. Jeon , J. Kim , J.S. Kim, S. Ko , H. Kwon , H. Lee , K. Lee , S. Lee, K. Nam, B.H. Oh , M. Oh , S.B. Oh , H. Seo , U.K. Yang, I. Yoon 





**University of Seoul, Seoul, Korea**

D. Jeon, J.H. Kim, B. Ko, J.S.H. Lee , I.C. Park , Y. Roh, D. Song, I.J. Watson 


**Yonsei University, Department of Physics, Seoul, Korea**

H.D. Yoo 

**Sungkyunkwan University, Suwon, Korea**

Y. Choi , C. Hwang, Y. Jeong , H. Lee, Y. Lee , I. Yu 

**College of Engineering and Technology, American University of the Middle East (AUM), Dasman, Kuwait**

Y. Maghrbi 

**Riga Technical University, Riga, Latvia**

V. Veckalns 

**Vilnius University, Vilnius, Lithuania**

A. Juodagalvis , A. Rinkevicius , G. Tamulaitis 








**National Centre for Particle Physics, Universiti Malaya, Kuala Lumpur, Malaysia**

W.A.T. Wan Abdullah, M.N. Yusli, Z. Zolkapli




**Universidad de Sonora (UNISON), Hermosillo, Mexico**

J.F. Benitez , A. Castaneda Hernandez , J.A. Murillo Quijada , L. Valencia Palomo 

**Centro de Investigacion y de Estudios Avanzados del IPN, Mexico City, Mexico**

























































G. Ayala , H. Castilla-Valdez , E. De La Cruz-Burelo , I. Heredia-De La Cruz<sup>40</sup> , R. Lopez-Fernandez , C.A. Mondragon Herrera, D.A. Perez Navarro , A. Sánchez Hernández 

**Universidad Iberoamericana, Mexico City, Mexico**

S. Carrillo Moreno, C. Oropeza Barrera , M. Ramírez García , F. Vazquez Valencia 

**Benemerita Universidad Autonoma de Puebla, Puebla, Mexico**

J. Eysermans , I. Pedraza , H.A. Salazar Ibarquen , C. Uribe Estrada 

**Universidad Autónoma de San Luis Potosí, San Luis Potosí, Mexico**A. Morelos Pineda **University of Montenegro, Podgorica, Montenegro**J. Mijuskovic<sup>5</sup> , N. Raicevic **University of Auckland, Auckland, New Zealand**D. Krofcheck **University of Canterbury, Christchurch, New Zealand**S. Bheesette, P.H. Butler **National Centre for Physics, Quaid-I-Azam University, Islamabad, Pakistan**A. Ahmad , M.I. Asghar, M.I.M. Awan, H.R. Hoorani , W.A. Khan , M.A. Shah, M. Shoaib , M. Waqas **AGH University of Krakow, Faculty of Computer Science, Electronics and Telecommunications, Krakow, Poland**V. Avati, L. Grzanka , M. Malawski **National Centre for Nuclear Research, Swierk, Poland**H. Bialkowska , M. Bluj , B. Boimska , T. Frueboes , M. Górski , M. Kazana , M. Szleper , P. Traczyk , P. Zalewski **Institute of Experimental Physics, Faculty of Physics, University of Warsaw, Warsaw, Poland**K. Bunkowski , A. Byszuk<sup>41</sup>, K. Doroba , A. Kalinowski , M. Konecki , J. Krolikowski , M. Olszewski, M. Walczak **Laboratório de Instrumentação e Física Experimental de Partículas, Lisboa, Portugal**M. Araujo , P. Bargassa , D. Bastos , P. Faccioli , M. Gallinaro , J. Hollar , N. Leonardo , T. Niknejad , J. Seixas , K. Shchelina , O. Toldaiev , J. Varela **VINCA Institute of Nuclear Sciences, University of Belgrade, Belgrade, Serbia**P. Adzic<sup>42</sup> , P. Cirkovic , M. Dordevic , P. Milenovic , J. Milosevic **Centro de Investigaciones Energéticas Medioambientales y Tecnológicas (CIEMAT), Madrid, Spain**M. Aguilar-Benitez, J. Alcaraz Maestre , A. Álvarez Fernández , I. Bachiller, M. Barrio Luna, Cristina F. Bedoya , J.A. Brochero Cifuentes , C.A. Carrillo Montoya , M. Cepeda , M. Cerrada , N. Colino , B. De La Cruz , A. Delgado Peris , J.P. Fernández Ramos , J. Flix , M.C. Fouz , A. García Alonso, O. Gonzalez Lopez , S. Goy Lopez , J.M. Hernandez , M.I. Josa , J. León Holgado , D. Moran , Á. Navarro Tobar , A. Pérez-Calero Yzquierdo , J. Puerta Pelayo , I. Redondo , L. Romero, S. Sánchez Navas , M.S. Soares , A. Triossi , L. Urda Gómez , C. Willmott**Universidad Autónoma de Madrid, Madrid, Spain**C. Albajar, J.F. de Trocóniz , R. Reyes-Almanza **Universidad de Oviedo, Instituto Universitario de Ciencias y Tecnologías Espaciales de Asturias (ICTEA), Oviedo, Spain**B. Alvarez Gonzalez , J. Cuevas , C. Erice , J. Fernandez Menendez , S. Folgueras , I. Gonzalez Caballero , E. Palencia Cortezon , C. Ramón Álvarez , J. Ripoll Sau, V. Rodríguez Bouza , S. Sanchez Cruz , A. Trapote **Instituto de Física de Cantabria (IFCA), CSIC-Universidad de Cantabria, Santander, Spain**I.J. Cabrillo , A. Calderon , B. Chazin Quero, J. Duarte Campderros , M. Fernandez 

P.J. Fernández Manteca , G. Gomez , C. Martinez Rivero , P. Martinez Ruiz del Arbol , F. Matorras , J. Piedra Gomez , C. Prieels, F. Ricci-Tam , T. Rodrigo , A. Ruiz-Jimeno , L. Scodellaro , I. Vila , J.M. Vizan Garcia 

#### University of Colombo, Colombo, Sri Lanka

M.K. Jayananda , B. Kailasapathy<sup>43</sup> , D.U.J. Sonnadara , D.D.C. Wickramarathna 

#### University of Ruhuna, Department of Physics, Matara, Sri Lanka

W.G.D. Dharmaratna<sup>44</sup> , K. Liyanage , N. Perera , N. Wickramage 




























#### CERN, European Organization for Nuclear Research, Geneva, Switzerland

T.K. Aarrestad , D. Abbaneo , B. Akgun , E. Auffray , G. Auzinger , J. Baechler, P. Baillon, A.H. Ball, D. Barney , J. Bendavid , N. Beni , M. Bianco , A. Bocci , P. Bortignon , E. Bossini , E. Brondolin , T. Camporesi , G. Cerminara , L. Cristella , D. d'Enterria , A. Dabrowski , N. Daci , V. Daponte, A. David , A. De Roeck , M. Deile , R. Di Maria , M. Dobson , M. Dünser , N. Dupont, A. Elliott-Peisert, N. Emriskova, F. Fallavollita<sup>45</sup>, D. Fasanella , S. Fiorendi , A. Florent , G. Franzoni , J. Fulcher , W. Funk , S. Giani, D. Gigi, K. Gill , F. Glege , L. Gouskos , M. Guilbaud , D. Gulhan, M. Haranko , J. Hegeman , Y. Iiyama , V. Innocente , T. James , P. Janot , J. Kaspar , J. Kieseler , M. Komm , N. Kratochwil , C. Lange , P. Lecoq , K. Long , C. Lourenço , L. Malgeri , M. Mannelli , A. Massironi , F. Meijers , S. Mersi , E. Meschi , F. Moortgat , M. Mulders , J. Ngadiuba , J. Niedziela , S. Orfanelli, L. Orsini, F. Pantaleo , L. Pape, E. Perez, M. Peruzzi , A. Petrilli , G. Petrucciani , A. Pfeiffer , M. Pierini , D. Rabadý , A. Racz, M. Rieger , M. Rovere , H. Sakulin , J. Salfeld-Nebgen , S. Scarfi , C. Schäfer, M. Selvaggi , A. Sharma , P. Silva , W. Snoeys , P. Sphicas<sup>46</sup> , J. Steggemann , S. Summers , V.R. Tavolaro , D. Treille , A. Tsirou, G.P. Van Onsem , A. Vartak , M. Verzetti , K.A. Wozniak , W.D. Zeuner


















#### Paul Scherrer Institut, Villigen, Switzerland

L. Caminada<sup>47</sup> , W. Erdmann , R. Horisberger , Q. Ingram , H.C. Kaestli , D. Kotlinski , T. Rohe 




#### ETH Zurich - Institute for Particle Physics and Astrophysics (IPA), Zurich, Switzerland

M. Backhaus , P. Berger, A. Calandri , N. Chernyavskaya , A. De Cosa , G. Dissertori , M. Dittmar, M. Donegà , C. Dorfer , T. Gadek, T.A. Gómez Espinosa , C. Grab , D. Hits , W. Lustermann , A.-M. Lyon , R.A. Manzoni , M.T. Meinhard , F. Micheli, F. Nessi-Tedaldi , F. Pauss , V. Perovic , G. Perrin, L. Perrozzi , S. Pigazzini , M.G. Ratti , M. Reichmann , C. Reissel , T. Reitenspiess , B. Ristic , D. Ruini, D.A. Sanz Becerra , M. Schönenberger , V. Stampf, M.L. Vesterbacka Olsson, R. Wallny , D.H. Zhu 

#### Universität Zürich, Zurich, Switzerland

C. Amsler<sup>48</sup> , C. Botta , D. Brzhechko, M.F. Canelli , R. Del Burgo, J.K. Heikkilä , M. Huwiler , A. Jofrehei , B. Kilminster , S. Leontsinis , A. Macchiolo , P. Meiring , V.M. Mikuni , U. Molinatti , I. Neutelings , G. Rauco, A. Reimers , P. Robmann, K. Schweiger , Y. Takahashi , S. Wertz 




#### National Central University, Chung-Li, Taiwan

C. Adloff<sup>49</sup>, C.M. Kuo, W. Lin, A. Roy , T. Sarkar<sup>31</sup> , S.S. Yu 


























#### National Taiwan University (NTU), Taipei, Taiwan

L. Ceard, P. Chang , Y. Chao , K.F. Chen , P.H. Chen , W.-S. Hou , Y.y. Li , R.-S. Lu , E. Paganis , A. Psallidas, A. Steen , E. Yazgan 





**High Energy Physics Research Unit, Department of Physics, Faculty of Science, Chulalongkorn University, Bangkok, Thailand**

B. Asavapibhop , C. Asawatangtrakuldee , N. Srimanobhas 

**Çukurova University, Physics Department, Science and Art Faculty, Adana, Turkey**

F. Boran , S. Damarseckin<sup>50</sup> , Z.S. Demiroglu , F. Dolek , C. Dozen<sup>51</sup> , I. Dumanoglu<sup>52</sup> , E. Eskut , G. Gokbulut , Y. Guler , E. Gurpinar Guler<sup>53</sup> , I. Hos<sup>54</sup> , C. Isik , E.E. Kangal<sup>55</sup> , O. Kara , A. Kayis Topaksu , U. Kiminsu , G. Onengut , K. Ozdemir<sup>56</sup> , A. Polatoz , A.E. Simsek , B. Tali<sup>57</sup> , U.G. Tok , S. Turkcapar , I.S. Zorbakir , C. Zorbilmez 

**Middle East Technical University, Physics Department, Ankara, Turkey**

B. Isildak<sup>58</sup> , G. Karapinar<sup>59</sup> , K. Ocalan<sup>60</sup> , M. Yalvac<sup>61</sup> 

**Bogazici University, Istanbul, Turkey**

I.O. Atakisi , E. Gülmez , M. Kaya<sup>62</sup> , O. Kaya<sup>63</sup> , Ö. Özçelik , S. Tekten<sup>64</sup> , E.A. Yetkin<sup>65</sup> 


**Istanbul Technical University, Istanbul, Turkey**

A. Cakir , K. Cankocak<sup>52</sup> , Y. Komurcu , S. Sen<sup>66</sup> 

**Istanbul University, Istanbul, Turkey**

F. Aydogmus Sen , S. Cerci<sup>57</sup> , B. Kaynak , S. Ozkorucuklu , D. Sunar Cerci<sup>57</sup> 
















**Institute for Scintillation Materials of National Academy of Science of Ukraine, Kharkiv, Ukraine**

B. Grynyov 




















**National Science Centre, Kharkiv Institute of Physics and Technology, Kharkiv, Ukraine**

L. Levchuk 








































**University of Bristol, Bristol, United Kingdom**

E. Bhal , S. Bologna , J.J. Brooke , E. Clement , D. Cussans , H. Flacher , J. Goldstein , G.P. Heath , H.F. Heath , L. Kreczko , B. Krikler , S. Paramesvaran , T. Sakuma , S. Seif El Nasr-Storey , V.J. Smith , J. Taylor , A. Titterton 








**Rutherford Appleton Laboratory, Didcot, United Kingdom**

K.W. Bell , A. Belyaev<sup>67</sup> , C. Brew , R.M. Brown , D.J.A. Cockerill , K.V. Ellis , K. Harder , S. Harper , J. Linacre , K. Manolopoulos , D.M. Newbold , E. Olaiya , D. Petyt , T. Reis , T. Schuh , C.H. Shepherd-Themistocleous , A. Thea , I.R. Tomalin , T. Williams 












**Imperial College, London, United Kingdom**

R. Bainbridge , P. Bloch , S. Bonomally , J. Borg , S. Breeze , O. Buchmuller , A. Bundock , V. Cepaitis , G.S. Chahal<sup>68</sup> , D. Colling , P. Dauncey , G. Davies , M. Della Negra , G. Fedi , G. Hall , G. Iles , J. Langford , L. Lyons , A.-M. Magnan , S. Malik , A. Martelli , V. Milosevic , J. Nash<sup>69</sup> , V. Palladino , M. Pesaresi , D.M. Raymond , A. Richards , A. Rose , E. Scott , C. Seez , A. Shtipliyski , M. Stoye , A. Tapper , K. Uchida , T. Virdee<sup>19</sup> , N. Wardle , S.N. Webb , D. Winterbottom , A.G. Zecchinelli 



**Brunel University, Uxbridge, United Kingdom**

J.E. Cole , P.R. Hobson , A. Khan , P. Kyberd , C.K. Mackay , I.D. Reid , L. Teodorescu , S. Zahid 







**Baylor University, Waco, Texas, USA**

A. Brinkerhoff , K. Call, B. Caraway , J. Dittmann , K. Hatakeyama , A.R. Kanuganti , C. Madrid , B. McMaster , N. Pastika , S. Sawant , C. Smith , J. Wilson 

**Catholic University of America, Washington, DC, USA**

R. Bartek , A. Dominguez , R. Uniyal , A.M. Vargas Hernandez 

















**The University of Alabama, Tuscaloosa, Alabama, USA**

A. Buccilli , O. Charaf, S.I. Cooper , S.V. Gleyzer , C. Henderson , P. Rumerio , C. West 

















**Boston University, Boston, Massachusetts, USA**

A. Akpınar , A. Albert , D. Arcaro , C. Cosby , Z. Demiragli , D. Gastler , C. Richardson, J. Rohlf , K. Salyer , D. Sperka , D. Spitzbart , I. Suarez , S. Yuan , D. Zou













**Brown University, Providence, Rhode Island, USA**

G. Benelli , B. Burkle , X. Coubez<sup>20</sup>, D. Cutts , Y.t. Duh, M. Hadley , U. Heintz , J.M. Hogan<sup>70</sup> , K.H.M. Kwok , E. Laird , G. Landsberg , K.T. Lau , J. Lee , M. Narain , S. Sagir<sup>71</sup> , R. Syarif , E. Usai , W.Y. Wong, D. Yu , W. Zhang





**University of California, Davis, Davis, California, USA**

R. Band , C. Brainerd , R. Breedon , M. Calderon De La Barca Sanchez , M. Chertok , J. Conway , R. Conway, P.T. Cox , R. Erbacher , C. Flores, G. Funk, F. Jensen , W. Ko<sup>†</sup>, O. Kukral , R. Lander, M. Mulhearn , D. Pellett , J. Pilot, M. Shi, D. Taylor , K. Tos, M. Tripathi , Y. Yao , F. Zhang 

**University of California, Los Angeles, California, USA**

M. Bachtis , R. Cousins , A. Dasgupta, D. Hamilton , J. Hauser , M. Ignatenko , T. Lam , N. Mccoll , W.A. Nash , S. Regnard , D. Saltzberg , C. Schnaible, B. Stone , V. Valuev 









**University of California, Riverside, Riverside, California, USA**

K. Burt, Y. Chen, R. Clare , J.W. Gary , S.M.A. Ghiasi Shirazi, G. Hanson , G. Karapostoli , O.R. Long , N. Manganelli , M. Olmedo Negrete, M.I. Paneva, W. Si , S. Wimpenny , Y. Zhang














**University of California, San Diego, La Jolla, California, USA**

J.G. Branson , P. Chang , S. Cittolin , S. Cooperstein , N. Deelen , M. Derdzinski, J. Duarte , R. Gerosa , D. Gilbert , B. Hashemi, V. Krutelyov , J. Letts , M. Masciovecchio , S. May , S. Padhi, M. Pieri , V. Sharma , M. Tadel , F. Würthwein , A. Yagil 

**University of California, Santa Barbara - Department of Physics, Santa Barbara, California, USA**

N. Amin, C. Campagnari , M. Citron , A. Dorsett , V. Dutta , J. Incandela , B. Marsh, H. Mei , A. Ovcharova, H. Qu , M. Quinnan , J. Richman , U. Sarica , D. Stuart , S. Wang 

**California Institute of Technology, Pasadena, California, USA**


D. Anderson, A. Bornheim , O. Cerri, I. Dutta , J.M. Lawhorn , N. Lu , J. Mao , H.B. Newman , T. Q. Nguyen , J. Pata , M. Spiropulu , J.R. Vlimant , S. Xie , Z. Zhang , R.Y. Zhu 

**Carnegie Mellon University, Pittsburgh, Pennsylvania, USA**

J. Alison , M.B. Andrews , T. Ferguson , T. Mudholkar , M. Paulini , M. Sun, I. Vorobiev







**University of Colorado Boulder, Boulder, Colorado, USA**

J.P. Cumalat , W.T. Ford , E. MacDonald, T. Mulholland, R. Patel, A. Perloff , K. Stenson , K.A. Ulmer , S.R. Wagner 



















**Cornell University, Ithaca, New York, USA**

J. Alexander , Y. Cheng , J. Chu , D.J. Cranshaw , A. Datta , A. Frankenthal , K. McDermott , J. Monroy , J.R. Patterson , D. Quach , A. Ryd , W. Sun , S.M. Tan, Z. Tao , J. Thom , P. Wittich , M. Zientek










**Fermi National Accelerator Laboratory, Batavia, Illinois, USA**

S. Abdullin , M. Albrow , M. Alyari , G. Apollinari , A. Apresyan , A. Apyan , S. Banerjee , L.A.T. Bauerdick , A. Beretvas , D. Berry , J. Berryhill , P.C. Bhat , K. Burkett , J.N. Butler , A. Canepa , G.B. Cerati , H.W.K. Cheung , F. Chlebana , M. Cremonesi, V.D. Elvira , J. Freeman , Z. Gecse , E. Gottschalk , L. Gray , D. Green, S. Grünendahl , O. Gutsche , R.M. Harris , S. Hasegawa, R. Heller , T.C. Herwig , J. Hirschauer , B. Jayatilaka , S. Jindariani , M. Johnson , U. Joshi , P. Klabbers , T. Klijnsma , B. Klima , M.J. Kortelainen , S. Lammel , D. Lincoln , R. Lipton , M. Liu , T. Liu , J. Lykken, K. Maeshima , D. Mason , P. McBride , P. Merkel , S. Mrenna , S. Nahn , V. O'Dell, V. Papadimitriou , K. Pedro , C. Pena<sup>72</sup> , O. Prokofyev, F. Ravera , A. Reinsvold Hall , L. Ristori , B. Schneider , E. Sexton-Kennedy , N. Smith , A. Soha , W.J. Spalding , L. Spiegel , J. Strait , L. Taylor , S. Tkaczyk , N.V. Tran , L. Uplegger , E.W. Vaandering , H.A. Weber , A. Woodard 








**University of Florida, Gainesville, Florida, USA**

D. Acosta , P. Avery , D. Bourilkov , L. Cadamuro , V. Cherepanov , F. Errico , R.D. Field, D. Guerrero , B.M. Joshi , M. Kim, J. Konigsberg , A. Korytov , K.H. Lo, K. Matchev , N. Menendez , G. Mitselmakher , D. Rosenzweig , K. Shi , J. Wang , S. Wang , X. Zuo 



















**Florida State University, Tallahassee, Florida, USA**

T. Adams , A. Askew , D. Diaz , R. Habibullah , S. Hagopian , V. Hagopian , K.F. Johnson, R. Khurana, T. Kolberg , G. Martinez, H. Prosper , C. Schiber, R. Yohay , J. Zhang













**Florida Institute of Technology, Melbourne, Florida, USA**

M.M. Baarmand , S. Butalla , T. Elkafrawy<sup>73</sup> , M. Hohlmann , D. Noonan , M. Rahmani, M. Saunders , F. Yumiceva 

**University of Illinois Chicago, Chicago, USA, Chicago, USA**

M.R. Adams , L. Apanasevich , H. Becerril Gonzalez , R. Cavanaugh , X. Chen , S. Dittmer , O. Evdokimov , C.E. Gerber , D.A. Hangal , D.J. Hofman , C. Mills , G. Oh , T. Roy , M.B. Tonjes , N. Varelas , J. Viinikainen , X. Wang , Z. Wu 

**The University of Iowa, Iowa City, Iowa, USA**














M. Alhusseini , K. Dilsiz<sup>74</sup> , S. Durgut, R.P. Gandrajula , M. Haytmyradov, V. Khristenko, O.K. Köseyan , J.-P. Merlo, A. Mestvirishvili<sup>75</sup> , A. Moeller, J. Nachtman , H. Ogul<sup>76</sup> , Y. Onel , F. Ozok<sup>77</sup>, A. Penzo , C. Snyder, E. Tiras , J. Wetzel , K. Yi<sup>78</sup> 

**Johns Hopkins University, Baltimore, Maryland, USA**





O. Amram , B. Blumenfeld , L. Corcodilos , M. Eminizer , A.V. Gritsan , S. Kyriacou , P. Maksimovic , C. Mantilla , J. Roskes , M. Swartz , T.Á. Vámi 

**The University of Kansas, Lawrence, Kansas, USA**

C. Baldenegro Barrera , P. Baringer , A. Bean , A. Bylinkin , T. Isidori , S. Khalil 

J. King , G. Krintiras , A. Kropivnitskaya , C. Lindsey, N. Minafra , M. Murray , C. Rogan , C. Royon , S. Sanders , E. Schmitz , J.D. Tapia Takaki , Q. Wang , J. Williams , G. Wilson 

















**Kansas State University, Manhattan, Kansas, USA**

S. Duric, A. Ivanov , K. Kaadze , D. Kim, Y. Maravin , T. Mitchell, A. Modak, A. Mohammadi 

























**Lawrence Livermore National Laboratory, Livermore, California, USA**

F. Rebassoo , D. Wright 















**University of Maryland, College Park, Maryland, USA**

E. Adams , A. Baden , O. Baron, A. Belloni , S.C. Eno , Y. Feng , N.J. Hadley , S. Jabeen , G.Y. Jeng , R.G. Kellogg , T. Koeth , A.C. Mignerey , S. Nabili , M. Seidel , A. Skuja , S.C. Tonwar, L. Wang , K. Wong 


**Massachusetts Institute of Technology, Cambridge, Massachusetts, USA**

D. Abercrombie, B. Allen , R. Bi, S. Brandt, W. Busza , I.A. Cali , Y. Chen , M. D'Alfonso , G. Gomez-Ceballos , M. Goncharov, P. Harris, D. Hsu, M. Hu , M. Klute , D. Kovalskyi , J. Krupa , Y.-J. Lee , P.D. Luckey, B. Maier , A.C. Marini , C. McGinn, C. Mironov , S. Narayanan , X. Niu, C. Paus , D. Rankin , C. Roland , G. Roland , Z. Shi , G.S.F. Stephans , K. Sumorok, K. Tatar , D. Velicanu, J. Wang, T.W. Wang, Z. Wang , B. Wyslouch 

**University of Minnesota, Minneapolis, Minnesota, USA**

R.M. Chatterjee, A. Evans , S. Guts<sup>†</sup> , P. Hansen, J. Hiltbrand , Sh. Jain , M. Krohn , Y. Kubota , Z. Lesko , J. Mans , M. Revering , R. Rusack , R. Saradhy , N. Schroeder , N. Strobbe , M.A. Wadud 

**University of Mississippi, Oxford, Mississippi, USA**

J.G. Acosta, S. Oliveros 



















**University of Nebraska-Lincoln, Lincoln, Nebraska, USA**

K. Bloom , S. Chauhan , D.R. Claes , C. Fangmeier , L. Finco , F. Golf , J.R. González Fernández , I. Kravchenko , J.E. Siado , G.R. Snow<sup>†</sup>, B. Stieger, W. Tabb , F. Yan 








**State University of New York at Buffalo, Buffalo, New York, USA**

G. Agarwal , H. Bandyopadhyay , C. Harrington, L. Hay , I. Iashvili , A. Kharchilava , C. McLean , D. Nguyen , J. Pekkanen , S. Rappoccio , B. Roozbahani













**Northeastern University, Boston, Massachusetts, USA**




G. Alverson , E. Barberis , C. Freer , Y. Haddad , A. Hortiangtham , J. Li , G. Madigan , B. Marzocchi , D.M. Morse , V. Nguyen , T. Orimoto , A. Parker , L. Skinnari , A. Tishelman-Charny , T. Wamorkar , B. Wang , A. Wisecarver , D. Wood 

**Northwestern University, Evanston, Illinois, USA**








S. Bhattacharya , J. Bueghly, Z. Chen , A. Gilbert , T. Gunter , K.A. Hahn , N. Odell , M.H. Schmitt , K. Sung, M. Velasco

**University of Notre Dame, Notre Dame, Indiana, USA**




















R. Bucci, N. Dev , R. Goldouzian , M. Hildreth , K. Hurtado Anampa , C. Jessop , D.J. Karmgard, K. Lannon , W. Li, N. Loukas , N. Marinelli, I. Mcalister, F. Meng, K. Mohrman , Y. Musienko<sup>11</sup> , R. Ruchti , P. Siddireddy, S. Taroni , M. Wayne 

A. Wightman , M. Wolf , L. Zygala 

**The Ohio State University, Columbus, Ohio, USA**

J. Alimena , B. Bylsma, B. Cardwell , L.S. Durkin , B. Francis , C. Hill , A. Lefeld, B.L. Winer , B. R. Yates 















**Princeton University, Princeton, New Jersey, USA**

P. Das , G. Dezoort , P. Elmer , B. Greenberg , N. Haubrich , S. Higginbotham , A. Kalogeropoulos , G. Kopp , S. Kwan , D. Lange , M.T. Lucchini , J. Luo , D. Marlow , K. Mei , I. Ojalvo , J. Olsen , C. Palmer , P. Piroué, D. Stickland , C. Tully 

**University of Puerto Rico, Mayaguez, Puerto Rico, USA**

S. Malik , S. Norberg











**Purdue University, West Lafayette, Indiana, USA**

V.E. Barnes , R. Chawla , S. Das , L. Gutay, M. Jones , A.W. Jung , B. Mahakud, G. Negro , N. Neumeister , C.C. Peng, S. Piperov , H. Qiu, J.F. Schulte , M. Stojanovic , N. Trevisani , F. Wang , R. Xiao , W. Xie 











**Purdue University Northwest, Hammond, Indiana, USA**

T. Cheng , J. Dolen , N. Parashar 
















**Rice University, Houston, Texas, USA**

A. Baty , S. Dildick , K.M. Ecklund , S. Freed, F.J.M. Geurts , M. Kilpatrick , A. Kumar , W. Li , B.P. Padley , R. Redjimi, J. Roberts<sup>†</sup>, J. Rorie, W. Shi , A.G. Stahl Leiton 

**University of Rochester, Rochester, New York, USA**

A. Bodek , P. de Barbaro , R. Demina , J.L. Dulemba , C. Fallon, T. Ferbel , M. Galanti, A. Garcia-Bellido , O. Hindrichs , A. Khukhunaishvili , E. Ranken , R. Taus 
















**Rutgers, The State University of New Jersey, Piscataway, New Jersey, USA**

B. Chiarito, J.P. Chou , A. Gandrakota , Y. Gershtein , E. Halkiadakis , A. Hart , M. Heindl , E. Hughes, S. Kaplan, O. Karacheban<sup>23</sup> , I. Laflotte , A. Lath , R. Montalvo, K. Nash, M. Osherson , S. Salur , S. Schnetzer, S. Somalwar , R. Stone , S.A. Thayil , S. Thomas, H. Wang 


**University of Tennessee, Knoxville, Tennessee, USA**

H. Acharya, A.G. Delannoy , S. Spanier 











**Texas A&M University, College Station, Texas, USA**

O. Bouhali<sup>79</sup> , M. Dalchenko , A. Delgado , R. Eusebi , J. Gilmore , T. Huang , T. Kamon<sup>80</sup> , H. Kim , S. Luo , S. Malhotra, R. Mueller , D. Overton , L. Perniè , D. Rathjens , A. Safonov , J. Sturdy 

**Texas Tech University, Lubbock, Texas, USA**

N. Akchurin , J. Damgov , V. Hegde , S. Kunori, K. Lamichhane , S.W. Lee , T. Mengke, S. Muthumuni , T. Peltola , S. Undleeb , I. Volobouev , Z. Wang, A. Whitbeck 

**Vanderbilt University, Nashville, Tennessee, USA**



E. Appelt , S. Greene, A. Gurrola , R. Janjam, W. Johns , C. Maguire, A. Melo , H. Ni, K. Padeken , F. Romeo , P. Sheldon , S. Tuo , J. Velkovska , M. Verweij 

**University of Virginia, Charlottesville, Virginia, USA**



















M.W. Arenton , B. Cox , G. Cummings , J. Hakala , R. Hirosky , M. Joyce 

A. Ledovskoy , A. Li , C. Neu , B. Tannenwald , Y. Wang, E. Wolfe , F. Xia

### Wayne State University, Detroit, Michigan, USA

P.E. Karchin , N. Poudyal , P. Thapa

### University of Wisconsin - Madison, Madison, Wisconsin, USA

K. Black , T. Bose , J. Buchanan , C. Caillol , S. Dasu , I. De Bruyn , P. Everaerts , C. Galloni, H. He , M. Herndon , A. Hervé , U. Hussain, A. Lanaro, A. Loeliger , R. Loveless , J. Madhusudanan Sreekala , A. Mallampalli , D. Pinna, T. Ruggles, A. Savin, V. Shang , V. Sharma , W.H. Smith , D. Teague, S. Trembath-Reichert, W. Vetens 

### Authors affiliated with an institute or an international laboratory covered by a cooperation agreement with CERN

S. Afanasiev , V. Andreev , Yu. Andreev , T. Aushev , M. Azarkin , A. Babaev , A. Belyaev , V. Blinov<sup>81</sup>, E. Boos , V. Borchsh , P. Bunin , O. Bychkova, M. Chadeeva<sup>81</sup> , V. Chekhovsky, A. Dermenev , T. Dimova<sup>81</sup> , I. Dremin , V. Epshteyn , A. Ershov , M. Gavrilenko, G. Gavrillov , V. Gavrillov , S. Gninenko , V. Golovtsov , N. Golubev , I. Golutvin , I. Gorbunov , A. Gribushin , A. Iuzhakov, V. Ivanchenko , Y. Ivanov , V. Kachanov , A. Kalinin, A. Kamenev, L. Kardapoltsev<sup>81</sup> , V. Karjavine , A. Karneyev , L. Khein, V. Kim<sup>81</sup> , M. Kirakosyan, M. Kirsanov , O. Kodolova<sup>82</sup> , D. Konstantinov , V. Korotkikh, N. Krasnikov , E. Kuznetsova<sup>83</sup> , A. Lanev , A. Litomin, O. Lukina , N. Lychkovskaya , V. Makarenko , A. Malakhov , V. Matveev<sup>81</sup> , P. Moisenz, V. Murzin , A. Nikitenko<sup>84</sup> , S. Obraztsov , V. Okhotnikov , V. Oreshkin , I. Ovtin<sup>81</sup> , V. Palichik , A. Pashenkov, V. Perelygin , S. Petrushanko , D. Philippov , G. Pivovarov , V. Popov, E. Popova , V. Rusinov, G. Safronov , M. Savina , V. Savrin , V. Shalaev , S. Shmatov , S. Shulha , Y. Skovpen<sup>81</sup> , I. Smirnov , V. Smirnov , A. Snigirev , D. Sosnov , A. Spiridonov , A. Stepenov , J. Suarez Gonzalez, L. Sukhikh, V. Sulimov , E. Tcherniaev , A. Terkulov , O. Teryaev , D. Tlisov<sup>†</sup>, M. Toms , A. Toropin , L. Uvarov , A. Uzunian , I. Vardanyan , E. Vlasov , S. Volkov, A. Vorobyev, N. Voytishin , B.S. Yuldashev<sup>85</sup>, A. Zarubin , I. Zhizhin , A. Zhokin 

†: Deceased

<sup>1</sup>Also at Yerevan State University, Yerevan, Armenia

<sup>2</sup>Also at TU Wien, Vienna, Austria

<sup>3</sup>Also at Institute of Basic and Applied Sciences, Faculty of Engineering, Arab Academy for Science, Technology and Maritime Transport, Alexandria, Egypt

<sup>4</sup>Also at Université Libre de Bruxelles, Bruxelles, Belgium

<sup>5</sup>Also at IRFU, CEA, Université Paris-Saclay, Gif-sur-Yvette, France

<sup>6</sup>Also at Universidade Estadual de Campinas, Campinas, Brazil

<sup>7</sup>Also at Federal University of Rio Grande do Sul, Porto Alegre, Brazil

<sup>8</sup>Also at UFMS, Nova Andradina, Brazil

<sup>9</sup>Also at Universidade Federal de Pelotas, Pelotas, Brazil

<sup>10</sup>Also at University of Chinese Academy of Sciences, Beijing, China

<sup>11</sup>Also at an institute or an international laboratory covered by a cooperation agreement with CERN

<sup>12</sup>Also at Helwan University, Cairo, Egypt

<sup>13</sup>Now at Zewail City of Science and Technology, Zewail, Egypt

<sup>14</sup>Now at Cairo University, Cairo, Egypt

<sup>15</sup>Also at Purdue University, West Lafayette, Indiana, USA

<sup>16</sup>Also at Université de Haute Alsace, Mulhouse, France

<sup>17</sup>Also at Ilia State University, Tbilisi, Georgia

- 
- <sup>18</sup>Also at Erzincan Binali Yildirim University, Erzincan, Turkey
- <sup>19</sup>Also at CERN, European Organization for Nuclear Research, Geneva, Switzerland
- <sup>20</sup>Also at RWTH Aachen University, III. Physikalisches Institut A, Aachen, Germany
- <sup>21</sup>Also at University of Hamburg, Hamburg, Germany
- <sup>22</sup>Also at Isfahan University of Technology, Isfahan, Iran
- <sup>23</sup>Also at Brandenburg University of Technology, Cottbus, Germany
- <sup>24</sup>Also at Institute of Physics, University of Debrecen, Debrecen, Hungary
- <sup>25</sup>Also at Physics Department, Faculty of Science, Assiut University, Assiut, Egypt
- <sup>26</sup>Also at Institute of Nuclear Research ATOMKI, Debrecen, Hungary
- <sup>27</sup>Also at MTA-ELTE Lendület CMS Particle and Nuclear Physics Group, Eötvös Loránd University, Budapest, Hungary
- <sup>28</sup>Also at G.H.G. Khalsa College, Punjab, India
- <sup>29</sup>Also at Shoolini University, Solan, India
- <sup>30</sup>Also at University of Hyderabad, Hyderabad, India
- <sup>31</sup>Also at University of Visva-Bharati, Santiniketan, India
- <sup>32</sup>Also at Indian Institute of Technology (IIT), Mumbai, India
- <sup>33</sup>Also at IIT Bhubaneswar, Bhubaneswar, India
- <sup>34</sup>Also at Institute of Physics, Bhubaneswar, India
- <sup>35</sup>Also at Deutsches Elektronen-Synchrotron, Hamburg, Germany
- <sup>36</sup>Also at Department of Physics, University of Science and Technology of Mazandaran, Behshahr, Iran
- <sup>37</sup>Also at Italian National Agency for New Technologies, Energy and Sustainable Economic Development, Bologna, Italy
- <sup>38</sup>Also at Centro Siciliano di Fisica Nucleare e di Struttura Della Materia, Catania, Italy
- <sup>39</sup>Also at Università di Napoli 'Federico II', Napoli, Italy
- <sup>40</sup>Also at Consejo Nacional de Ciencia y Tecnología, Mexico City, Mexico
- <sup>41</sup>Also at Warsaw University of Technology, Institute of Electronic Systems, Warsaw, Poland
- <sup>42</sup>Also at Faculty of Physics, University of Belgrade, Belgrade, Serbia
- <sup>43</sup>Also at Trincomalee Campus, Eastern University, Sri Lanka, Nilaveli, Sri Lanka
- <sup>44</sup>Also at Saegis Campus, Nugegoda, Sri Lanka
- <sup>45</sup>Also at INFN Sezione di Pavia, Università di Pavia, Pavia, Italy
- <sup>46</sup>Also at National and Kapodistrian University of Athens, Athens, Greece
- <sup>47</sup>Also at Universität Zürich, Zurich, Switzerland
- <sup>48</sup>Also at Stefan Meyer Institute for Subatomic Physics, Vienna, Austria
- <sup>49</sup>Also at Laboratoire d'Annecy-le-Vieux de Physique des Particules, IN2P3-CNRS, Annecy-le-Vieux, France
- <sup>50</sup>Also at Şırnak University, Şırnak, Turkey
- <sup>51</sup>Also at Department of Physics, Tsinghua University, Beijing, China
- <sup>52</sup>Also at Near East University, Research Center of Experimental Health Science, Mersin, Turkey
- <sup>53</sup>Also at Beykent University, Istanbul, Turkey
- <sup>54</sup>Also at Istanbul Aydin University, Application and Research Center for Advanced Studies, Istanbul, Turkey
- <sup>55</sup>Also at Mersin University, Mersin, Turkey
- <sup>56</sup>Also at Piri Reis University, Istanbul, Turkey
- <sup>57</sup>Also at Adiyaman University, Adiyaman, Turkey
- <sup>58</sup>Also at Ozyegin University, Istanbul, Turkey
- <sup>59</sup>Also at Izmir Institute of Technology, Izmir, Turkey
- <sup>60</sup>Also at Necmettin Erbakan University, Konya, Turkey

<sup>61</sup>Also at Bozok Universitetesi Rektörlüğü, Yozgat, Turkey

<sup>62</sup>Also at Marmara University, Istanbul, Turkey

<sup>63</sup>Also at Milli Savunma University, Istanbul, Turkey

<sup>64</sup>Also at Kafkas University, Kars, Turkey

<sup>65</sup>Also at Istanbul Bilgi University, Istanbul, Turkey

<sup>66</sup>Also at Hacettepe University, Ankara, Turkey

<sup>67</sup>Also at School of Physics and Astronomy, University of Southampton, Southampton, United Kingdom

<sup>68</sup>Also at IPPP Durham University, Durham, United Kingdom

<sup>69</sup>Also at Monash University, Faculty of Science, Clayton, Australia

<sup>70</sup>Also at Bethel University, St. Paul, Minnesota, USA

<sup>71</sup>Also at Karamanoğlu Mehmetbey University, Karaman, Turkey

<sup>72</sup>Also at California Institute of Technology, Pasadena, California, USA

<sup>73</sup>Also at Ain Shams University, Cairo, Egypt

<sup>74</sup>Also at Bingol University, Bingol, Turkey

<sup>75</sup>Also at Georgian Technical University, Tbilisi, Georgia

<sup>76</sup>Also at Sinop University, Sinop, Turkey

<sup>77</sup>Also at Mimar Sinan University, Istanbul, Istanbul, Turkey

<sup>78</sup>Also at Nanjing Normal University, Nanjing, China

<sup>79</sup>Also at Texas A&M University at Qatar, Doha, Qatar

<sup>80</sup>Also at Kyungpook National University, Daegu, Korea

<sup>81</sup>Also at another institute or international laboratory covered by a cooperation agreement with CERN

<sup>82</sup>Also at Yerevan Physics Institute, Yerevan, Armenia

<sup>83</sup>Also at University of Florida, Gainesville, Florida, USA

<sup>84</sup>Also at Imperial College, London, United Kingdom

<sup>85</sup>Also at Institute of Nuclear Physics of the Uzbekistan Academy of Sciences, Tashkent, Uzbekistan