CERN-EP-2022-223
2023/08/29

CMS-SMP-21-011

Measurement of the electroweak production of $W\gamma$ in association with two jets in proton-proton collisions at $\sqrt{s} = 13$ TeV

The CMS Collaboration*

Abstract

A measurement is presented for the electroweak production of a W boson, a photon (γ), and two jets (j) in proton-proton collisions. The leptonic decay of the W boson is selected by requiring one identified electron or muon and large missing transverse momentum. The two jets are required to have large invariant dijet mass and large separation in pseudorapidity. The measurement is performed with the data collected by the CMS detector at a center-of-mass energy of 13 TeV, corresponding to an integrated luminosity of 138 fb^{-1} . The cross section for the electroweak $W\gamma jj$ production is $23.5_{-4.7}^{+4.9} \text{ fb}$, whereas the total cross section for $W\gamma jj$ production is $113 \pm 13 \text{ fb}$. Differential cross sections are also measured with the distributions unfolded to the particle level. All results are in agreement with the standard model expectations. Constraints are placed on anomalous quartic gauge couplings (aQGCs) in terms of dimension-8 effective field theory operators. These are the most stringent limits to date on the aQGCs parameters $f_{M,2-5}/\Lambda^4$ and $f_{T,6-7}/\Lambda^4$.

Published in Physical Review D as doi:10.1103/PhysRevD.108.032017.

1 Introduction

The discovery of the Higgs boson at the CERN LHC [1–3] was made about ten years ago. Now, it is of great interest to examine in depth the mechanism of electroweak (EW) symmetry breaking using rare EW processes. Vector boson scattering (VBS) processes play an independent and complementary role in understanding the EW symmetry breaking. The nonabelian nature of gauge interactions in the standard model (SM) leads to a large variety of VBS processes with unique features and opportunities to probe new physics beyond the SM (BSM).

The center-of-mass energy of the proton-proton(pp) collisions and the integrated luminosity accumulated by the LHC experiments present an opportunity to measure many rare VBS processes. For example, the observed (expected) significance for the EW production of $W\gamma + 2$ jets reported by CMS is 5.3 (4.8) standard deviations (SD) combining Run 1 data and Run 2 data collected in 2016 [4].

This paper presents a measurement of the EW $W\gamma jj$ production at $\sqrt{s} = 13$ TeV based on the complete Run 2 data collected during 2016–2018, superseding the previous CMS result [4]. A complete set of tabulated results of this analysis is available in the HEPData database [5]. In addition to increased integrated luminosity, our new results include: (i) an updated fiducial region requiring jets with $p_T > 50$ GeV; (ii) the removal of the missing transverse momentum requirement from the fiducial region definition; (iii) the treatment of the interference term between the EW- and quantum chromodynamics (QCD) induced processes as a background component; (iv) and the treatment of the out-of-fiducial signal contribution as a background component.

The EW signal includes both VBS and non-VBS diagrams, such as the contributions depicted in Figs. 1(a)-1(c). The QCD-induced production of $W\gamma jj$, in which both jets originate from QCD interaction, occurs at a much higher rate and is depicted in the rightmost diagram in Fig. 1(d). The interference among the VBS diagrams ensures the unitarity of the VBS cross section in the SM at high energy. An interference is also expected between the EW- and QCD-induced processes [6, 7]. The interference is regarded as a background when measuring the EW process. The cross section for the EW $W\gamma jj$ production and the total cross section for the $W\gamma jj$ production that includes both the EW- and QCD-induced processes are determined in the same restricted fiducial region. The measurements are based on a two-dimensional fit in the invariant mass $m_{\ell\gamma}$ of the lepton and the photon and the invariant mass m_{jj} of the two jets. Differential cross sections unfolded to the particle level are also measured.

In addition, BSM couplings, such as anomalous triple and quartic gauge couplings (aTGCs and aQGCs), as predicted in BSM theories [8] and would affect the $W\gamma jj$ production. The aTGCs are well constrained by processes such as Higgs boson and diboson production, whereas the aQGCs can be better constrained by VBS measurements. In this analysis, constraints are placed on aQGCs in terms of dimension-8 effective field theory operators.

The data set used in this analysis corresponds to an integrated luminosity of 138 fb^{-1} collected in Run 2 with the CMS detector [9] at the LHC. The final state is characterized by an isolated electron or muon with high transverse momentum (p_T), large missing transverse momentum (p_T^{miss}) from the leptonic decay of the W boson, a high- p_T isolated photon, and two jets. Exploiting the VBS $W\gamma jj$ topology, the two jets are required to have a large invariant mass m_{jj} and a large separation in pseudorapidity $|\Delta\eta_{jj}|$. This selection effectively suppresses the contamination from the QCD-induced production of $W\gamma jj$, as well as the non-VBS EW contribution [Figs. 1(a) and 1(b)].

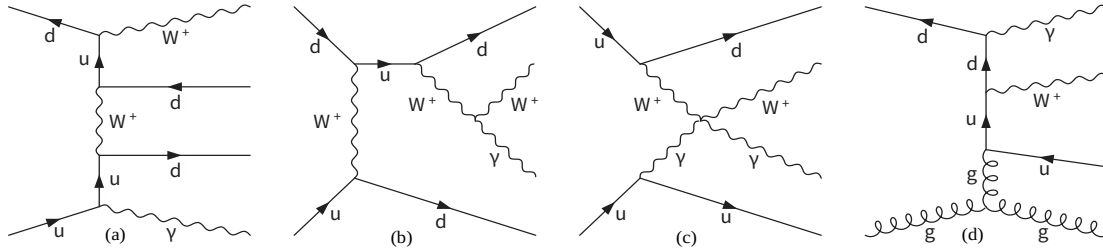


Figure 1: Representative Feynman diagrams for $W\gamma jj$ production at the LHC: EW (a), EW through triple (b) and quartic (c) gauge boson couplings, and QCD-induced (d).

2 The CMS detector

The central feature of the CMS [9] apparatus is a superconducting solenoid of 6 m internal diameter, providing a magnetic field of 3.8 T. Within the solenoid volume are a silicon pixel and strip tracker, a lead tungstate crystal electromagnetic calorimeter (ECAL), and a brass and scintillator hadron calorimeter (HCAL), each composed of a barrel and two endcap sections. Forward calorimeters extend the coverage provided by the barrel and endcap detectors up to a pseudorapidity of $|\eta| = 5$. Muons are detected in gas-ionization chambers embedded in the steel flux-return yoke outside the solenoid. Events of interest are selected using a two-tiered trigger system [10, 11]. The first level, composed of specialized hardware processors, uses information from the calorimeters and muon detectors to select events at a rate of around 100 kHz within a fixed latency of about $4 \mu\text{s}$. The second level, the high-level trigger (HLT), consists of a farm of processors running a version of the full event reconstruction software optimized for fast processing that reduces the event rate to around 1 kHz before data storage. A more detailed description of the CMS detector, together with a definition of the coordinate system and kinematic variables, is reported in Ref. [9].

3 Signal and background simulation

The signal and background processes are simulated using the MADGRAPH5_aMC@NLO (MG5) Monte Carlo (MC) generator [12]. The EW $W\gamma jj$ signal is simulated at leading order (LO) using MG5 version 2.6.0. The dominant background from the QCD-induced production of $W\gamma jj$ is simulated with up to one additional jet in the matrix element calculations at next-to-leading order (NLO) with MG5 version 2.4.2, using the FxFx scheme [13] to merge jets from matrix elements and from parton showering. The interference term between the EW- and QCD-induced processes, of order $\mathcal{O}(\alpha^4\alpha_S)$ at tree level, is estimated with a full simulation and is treated as a part of the QCD-induced $W\gamma jj$ contribution. The contribution of the interference is calculated as the difference between the total $W\gamma jj$ production, which contains the interference term, and the sum of the individual EW- and QCD-induced $W\gamma jj$ contributions as simulated by MG5. The interference term ranges from 1% to 3% of the expected EW signal in the signal region (defined in Section 5), varying with m_{jj} bin.

Other background contributions include diboson processes ($VV = WW, WZ, ZZ$) simulated at LO with PYTHIA 8.212 [14], top quark processes ($t\bar{t}$ and single top) simulated at NLO with POWHEG 2.0 [15–19], $t\bar{t}\gamma$ production simulated at NLO with MG5 using the FxFx jet merging scheme, and $Z\gamma$ simulated at NLO with MG5.

The PYTHIA 8 generator with the CUETP8M1 [20, 21] tune for 2016 and the CP5 [22] tune for 2017–2018 is used for parton showering, hadronization, and underlying-event simulation. The NNPDF 3.0 (3.1) set [23] is used for the parton distribution functions (PDFs) for the simu-

lated samples of the 2016 (2017-2018) data-taking periods. All simulated events are processed with GEANT4 [24] for the CMS detector simulation. Correction factors evaluated with the tag-and-probe method [25] are used to account for differences between data and simulation in the trigger, reconstruction, and identification (ID) efficiencies. Additional simulated pp interactions (pileup, PU) are superimposed over the hard scattering interaction with a distribution matching that obtained from the collision data.

4 Object reconstruction

The particle-flow (PF) algorithm [26] reconstructs and identifies individual particles in an event, through an optimized combination of information from the various components of the CMS detector. The energy of photons is obtained from the ECAL measurement. The energy of electrons is determined from a combination of the electron momentum at the primary interaction vertex from the tracker, the energy of the corresponding ECAL cluster, and the energy sum of all bremsstrahlung photons spatially compatible with originating from the electron track. The energy of muons is obtained from the curvature of the corresponding tracks. The energy of charged hadrons is determined from a combination of their momentum measured in the tracker and the matching ECAL and HCAL energy depositions, corrected for the response of the calorimeters to hadronic showers. The energy of neutral hadrons is obtained from the corresponding corrected ECAL and HCAL energies. The PF candidates are used for a variety of purposes in this analysis, such as evaluating electron, muon, and photon isolation variables, reconstructing jets, and computing the p_T^{miss} in the event, as described below.

The reconstructed vertex with the largest value of summed physics-object p_T^2 is taken as the primary pp interaction vertex [27]. The jets are clustered using the anti- k_T jet finding algorithm [28, 29] using tracks assigned to candidate vertices as inputs and the distance parameter is set to 0.4.

Electron candidates must satisfy $|\eta| < 2.5$ and $p_T > 35 \text{ GeV}$, excluding the ECAL transition region $1.444 < |\eta| < 1.566$. Electrons are also required to satisfy identification criteria [30]: a selection on the relative amount of energy deposited in the HCAL, a match of the trajectory in the tracker with the position of the ECAL cluster, requirements on the number of missing measurements in the tracker, the compatibility of the electron track and the primary vertex, and $\sigma_{\eta\eta}$, which quantifies the spread along η of the shower in the ECAL. Electrons identified as arising from photon conversions are removed [30, 31]. The CMS cut-based tight ID is used to define tight electrons from W decays, whereas the CMS cut-based veto ID is used to define loose electrons to suppress events that contain additional leptons. An isolation requirement is applied to electrons. The isolation variable is defined relative to the electron p_T by summing the p_T of charged hadrons and neutral particles within geometrical cones of $\Delta R = \sqrt{(\Delta\eta)^2 + (\Delta\phi)^2} = 0.3$ around the electron momentum direction. To minimize PU effects, only charged hadrons originating from the primary vertex are included. For the neutral-hadron and photon components, an estimate of the expected PU contribution (p_T^{PU}) is subtracted [32]. For the tight (loose) electrons, the isolation variable is required to be less than $0.0287 + 0.506 \text{ GeV}/p_T$ ($0.198 + 0.506 \text{ GeV}/p_T$) if the pseudorapidity of the ECAL cluster (η_{SC}) satisfies $|\eta_{\text{SC}}| < 1.479$, and less than $0.0445 + 0.963 \text{ GeV}/p_T$ ($0.203 + 0.963 \text{ GeV}/p_T$) if $1.479 < |\eta_{\text{SC}}| < 2.5$.

Muon candidates are required to satisfy $|\eta| < 2.4$ and $p_T > 35 \text{ GeV}$. They must satisfy ID criteria based on the number of measurements in the muon system and the tracker, the number of matched muon detector planes, the quality of the combined fit to the track, and the compatibil-

ity of the muon to originate from the primary vertex [33]. The CMS cut-based tight ID is used. An isolation requirement is applied to muons. The isolation variable is defined relative to the muon p_T by summing the p_T of charged hadrons and neutral particles within geometrical cones of $\Delta R = 0.4$. The PU suppression is performed in a similar way as done for electrons. The isolation variable is required to be $< 0.15(0.25)$ to define tight (loose) muons. Tight muons are used to select signal events, whereas loose muons are used to veto events that feature additional leptons [33].

Photon candidates must satisfy $|\eta| < 2.5$ and $p_T > 25 \text{ GeV}$, excluding the ECAL transition region of $1.444 < |\eta| < 1.566$. To minimize the contribution of jets misidentified as photons, photon candidates must satisfy [34] criteria based on the distribution of energy deposited in the ECAL and HCAL, and criteria based on the isolation variables constructed from the kinematic inputs of the charged hadrons, neutral hadrons, and other photons near the photon of interest. The CMS cut-based medium ID defines tight photons and is used to identify prompt photons (i.e., not originating from hadron decays) in the final state, and the CMS cut-based loose ID defines loose photons and is used to identify nonprompt photons, which are mainly products of neutral pion decays [34]. An isolation requirement using a consistent definition as mentioned above for electrons and muons is applied with $\Delta R = 0.3$ for the three components separately, i.e., the charged hadron isolation must be less than 1.141 (1.051), the neutral hadron isolation must be less than $1.189 + 0.01512p_T + 2.259 \times 10^{-5}p_T^2$ ($2.718 + 0.0117p_T + 2.3 \times 10^{-5}p_T^2$) and the photon isolation component must be less than $2.08 + 0.004017p_T$ ($3.867 + 0.0037p_T$), for the tight photon candidates found in the barrel (endcap) region, whereas the charged hadron isolation must be less than 1.694 (2.089), the neutral hadron isolation must be less than $24.032 + 0.01512p_T + 2.259 \times 10^{-5}p_T^2$ ($19.722 + 0.0117p_T + 2.3 \times 10^{-5}p_T^2$) and the photon isolation component must be less than $2.876 + 0.004017p_T$ ($4.162 + 0.0037p_T$), for the loose photon candidates found in the barrel (endcap) region, where p_T is measured in GeV. The PU suppression is performed in a similar way as for electrons. An additional veto is applied on electrons reconstructed as photons.

Jets are required to have $|\eta| < 4.7$ and $p_T > 50 \text{ GeV}$. To reduce the contamination from PU, charged PF candidates within the tracker acceptance are excluded from the jet clustering when they are associated with PU vertices [26]. The contribution from neutral PU particles to the jet energy is corrected based on the projected area of the jet onto the front face of the calorimeter [35]. A jet energy correction, similar to the one developed for 8 TeV collisions [36], is obtained from dedicated studies performed on both data and simulated events (typically involving dijet, γ +jet, Z+jet, and multijet production). Other residual corrections are applied to the data as functions of p_T and η to correct for small differences between data and simulation. Additional quality criteria are applied to jet candidates to remove spurious jet-like features originating from isolated noise patterns in the calorimeters or in the tracker [37].

The missing transverse momentum \vec{p}_T^{miss} is computed as the projection onto the plane perpendicular to the beam axis of the negative vector momentum sum of all PF candidates originating from the primary vertex in an event [38], and its magnitude is denoted as p_T^{miss} . The jet energy corrections are propagated to the \vec{p}_T^{miss} . Data-to-simulation efficiency ratios are used as scale factors to correct the simulated event yields.

5 Event selection

Signal event candidates are collected with single lepton triggers and are selected by requiring exactly one electron (muon) with $p_T > 35 \text{ GeV}$ and $m_T^W > 30 \text{ GeV}$, where m_T^W is the transverse

mass of the W boson defined as $\sqrt{2p_T^\ell p_T^{\text{miss}} [1 - \cos(\Delta\phi_{\ell, p_T^{\text{miss}}})]}$, p_T^ℓ is the lepton p_T , and $\Delta\phi_{\ell, p_T^{\text{miss}}}$ is the azimuthal angle between the p_T^ℓ and the \vec{p}_T^{miss} directions. Events are required to contain a well-identified and isolated photon with $p_T^\gamma > 25$ GeV, $p_T^{\text{miss}} > 30$ GeV, and at least two jets, each with $|\eta| < 4.7$ and $p_T > 50$ GeV. A separation of $\Delta R > 0.5$ is required between any two selected objects (photon, lepton, jets), as detailed in Section 9. In the electron channel, we additionally require the invariant mass $m_{\ell\gamma}$ of the selected photon and electron to be inconsistent with the Z boson mass, $|m_{\ell\gamma} - m_Z| > 10$ GeV, to suppress the $Z \rightarrow e^+e^-$ background where one electron is misidentified as a photon. Depending on the photon pseudorapidity, the electron and muon channels are each subdivided into a barrel region with $|\eta_\gamma| < 1.444$, and an endcap region with $1.566 < |\eta_\gamma| < 2.5$. The nominal selection consists of all the above requirements.

The longitudinal component of the neutrino momentum is estimated by solving the quadratic equation that constrains the mass of the charged lepton and neutrino system to the world-average value of the W boson mass [39]. As described in Ref. [40], when there are multiple solutions, the one with the smallest longitudinal neutrino momentum component is chosen; if there are only complex solutions, the real part is chosen as the longitudinal momentum.

The signal region (SR) is defined as the above nominal selection with the additional requirements of $m_{jj} > 500$ GeV, $|\Delta\eta_{jj}| > 2.5$, $m_{W\gamma} > 100$ GeV, $|y_{W\gamma} - (y_{j1} + y_{j2})/2| < 1.2$ [41], and $|\phi_{W\gamma} - \phi_{jj}| > 2$, where $m_{W\gamma}$, $\phi_{W\gamma}$, and $y_{W\gamma}$ are the invariant mass, azimuthal angle, and the rapidity of the $W\gamma$ system, respectively, ϕ_{jj} is the azimuthal angle of the dijet system between the two p_T -leading jets, and $y_{j1(2)}$ is the rapidity of the p_T -leading (subleading) jet. The requirements on $|y_{W\gamma} - (y_{j1} + y_{j2})/2|$ and on $|\phi_{W\gamma} - \phi_{jj}|$ are intended to ensure that the momentum of the $W\gamma$ system is balanced by that of the dijet system, which is expected in the absence of additional QCD radiation. The selection thresholds are determined by scanning the expected significance of the EW signal to give the maximum sensitivity.

A control region (CR) is defined to validate the modeling from simulation and perform a background estimation derived from data. The CR uses the nominal selection mentioned above with the additional requirements of $200 < m_{jj} < 500$ GeV. The contamination from signal events in the CR is less than 1%.

6 Background estimation

In Fig. 2 the p_T^γ distributions for the unfit data and the estimated backgrounds in the CR are presented for the barrel (left) and endcap (right). This region is used to constrain the QCD $W\gamma jj$ background. The estimations of the backgrounds are described in this section.

Reconstructed photons or leptons that do not originate from the hard interaction are denoted as misidentified (misID) photons and leptons. This reducible background includes genuine photons or leptons, as well as photons or leptons of instrumental origin. Because of the variety of sources of these misID particles and the difficulty of modeling instrumental effects, their contribution is estimated using data in a signal free region.

The main backgrounds arise from W +jets and top quark processes where the jet constituents are misidentified as a photon. The method used to estimate this background involves measuring the fraction of jets misidentified as photons in data and applying a per-photon extrapolation factor from the region with loose photons to the signal region with tight photons. The factors are extracted as functions of the photon p_T and η . The fraction of jets misidentified as photons is determined from a template fit to the photon $\sigma_{\eta\eta}$ observable, which is the lateral extension

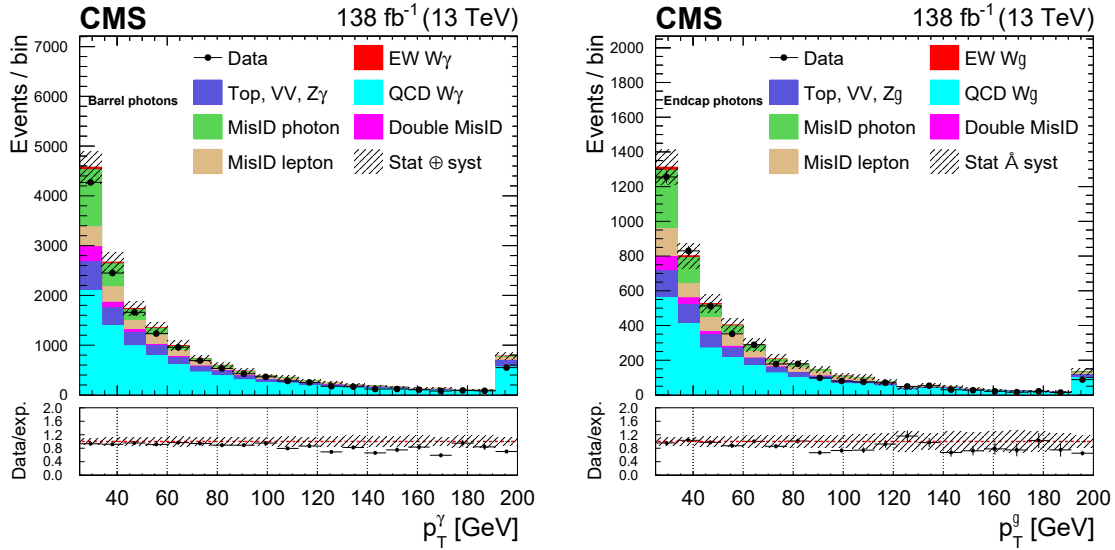


Figure 2: The p_T distributions for photons in the barrel (left) and in the endcaps (right) in the control region for data and from background estimations before the fit to the data. The misID backgrounds are derived from data, whereas the remaining backgrounds are estimated from simulation. All events with a photon $p_T > 200$ GeV are included in the last bin. The hatched bands represent the combined statistical and systematic uncertainties on the predicted yields. The vertical bars on the data points represent the statistical uncertainties of data. The bottom panels show the ratios of the data to the predicted yields.

of the shower, defined as the energy-weighted spread within the 5×5 crystal matrix centered on the crystal with the largest energy deposit in the supercluster. The prompt photons are more populated in the small $\sigma_{\eta\eta}$ region, while the nonprompt photons are enriched in the large $\sigma_{\eta\eta}$ region. The fit template for the prompt photons uses MC, while the fit template for the nonprompt photons uses data from a sideband of the photon isolation distribution in W +jets using the same method as used in Ref. [42].

The background from jets misidentified as leptons (nonprompt leptons) is estimated in a similar way. The lepton misidentification rate f_ℓ is defined as the ratio of the number of misID leptons passing the tight lepton requirements to the number of leptons passing only the loose lepton requirements. To extrapolate from loose to tight requirements leptons, an extrapolation factor is defined as: $f_\ell / (1 - f_\ell)$. To suppress additional contamination from genuine leptons, the W +jets and Z +jets contributions are subtracted from both the numerator and denominator using MC simulation. The extrapolation factor is measured as a function of the η and p_T of the lepton in a CR dominated by dijet events. This CR is defined by selecting one lepton, one jet well separated from the lepton, and $p_T^{\text{miss}} < 30$ GeV. More details are described in Ref. [43].

The double-misID background is defined as events containing both a misID photon and a misID lepton. Its yield is estimated using an event sample where both the photon and lepton are required to pass the loose lepton requirements and fail the tight lepton requirements. A weight is assigned to such events, equal to the product of the misID extrapolation factors of the photon and lepton. Double-misID events contaminate the single-misID background estimate since the second object is assumed to be genuine. Whenever a weight is added to the double-misID estimate, the same weight is subtracted from both the single-photon and -lepton estimates. In addition, events in which genuine photons and leptons pass the loose lepton requirements but fail the tight lepton requirements contaminate both the single- and double-misID estimates. This source of contamination is estimated and removed using simulation with

reconstructed objects matched to generator-level objects.

Other background contributions that feature genuine photons and leptons in the final state, such as top quark, diboson and $Z\gamma$, are estimated from MC simulation and normalized to the integrated luminosity of the data set using their corresponding cross sections.

7 Systematic uncertainties

Systematic uncertainties that affect the measurements arising from experimental inputs, such as detector effects and methods, and theoretical inputs such as the choice of the renormalization (μ_R) and factorization (μ_F) scales and the choice of PDF sets, are included. Each source of systematic uncertainty is quantified by evaluating its effect on the yield and on the distributions of relevant kinematic variables in the signal and background categories. The uncertainties are calculated bin-by-bin and propagated to the final distributions.

The uncertainties in jet energy scale (JES) and jet energy resolution (JER) are estimated by shifting or spreading the jet energies in the simulations up and down by one standard deviation, and are then propagated to all relevant variables, including VBS jet kinematic observables and p_T^{miss} , and the impacts on the signal and background yields are evaluated. The uncertainties arising from the JES and JER correspond to various processes and various m_{jj} - $m_{\ell\gamma}$ (m_{jj} vs. $m_{\ell\gamma}$ 2D distribution) bins are in the ranges of 0.1–34% and 1.8–33%, respectively. The uncertainties in the lepton trigger, reconstruction, and selection efficiencies, measured using a tag-and-probe technique, are 1.8–4.6% [30, 33]. The uncertainties in the photon reconstruction and selection efficiencies are 1.9–4.3% [44]. The integrated luminosities have uncertainties in the 1.2–2.5% range [45–47], with an overall uncertainty for the 2016–2018 dataset of 1.6%.

The statistical uncertainties arising from the limited size of both the simulated and data samples used in our background and signal predictions are estimated assuming a Poisson distribution. The uncertainties related to the limited number of simulated events or to the limited number of events in the data control samples are 1.2–11% for the EW $W\gamma jj$ signal, 2.1–48% for the QCD-induced $W\gamma jj$ background, 4.9–77% for the nonprompt-lepton background, and 2.1–45% for the nonprompt-photon background. Some of these statistical uncertainties increase with increasing m_{jj} and $m_{\ell\gamma}$. The largest values typically come from bins where the specific process is less important, and do not significantly impact the signal sensitivity. All the statistical uncertainties are uncorrelated across various processes and bins of any single distribution.

An overall systematic uncertainty in the nonprompt-photon background estimate is defined as the quadratic sum of the systematic uncertainties from three distinct sources. The uncertainty arising from the choice of the isolation variable sideband is evaluated by estimating the nonprompt-photon fraction with alternative choices of the sideband [48]. The statistical uncertainty in extracting the fake photon fraction is obtained from the template fits. The nonclosure uncertainty is defined by performing the nonprompt-photon fraction fits using simulated events and comparing the results with the predicted fractions from MC simulation. The nonclosure uncertainty in the endcap region is larger than in the barrel region and increases with the photon p_T . The overall systematic uncertainty in the nonprompt-photon background ranges from 7.8% to 12%, dominated by the nonclosure contribution.

Similarly, the uncertainty in the nonprompt-lepton estimate comes from the nonclosure that is obtained using MC samples. The same misidentified lepton method used in the analysis is applied to MC γ +jets events, and the result is compared with the true number of γ +jets events falling into the SR. The difference of the two quantifies the nonclosure. The selection

used is the same as in the nominal event selection, except that the m_T^W and p_T^{miss} requirements are removed to increase the size of the selected sample. The uncertainty associated with the nonprompt-lepton background is 30%.

The effects of the choice of μ_R and μ_F in the theoretical calculation for signal and background cross sections are estimated by independently changing μ_R and μ_F up and down by a factor of 2 from their nominal values in each event, satisfying $1/2 < \mu_R/\mu_F < 2$. The uncertainties are defined as the maximal differences from the nominal values. The PDF uncertainties are evaluated according to the procedure described in Ref. [49] using the NNPDF set. For the signal, the scale uncertainty varies within 0.7–5.4% and the PDF uncertainty varies within 0.06–0.10% in the acceptance. The scale uncertainty in the QCD-induced $W\gamma jj$ process corresponds to a 0.08–12% uncertainty in the acceptance. It is constrained by the simultaneous fit to the data in the CR. The PDF uncertainty in the acceptance of the QCD-induced $W\gamma$ production is 0.05–1.40%.

A correction factor is applied to the simulated events to account for the first level trigger timing drift in 2016 and 2017 data [11]. This mistiming results in a loss of trigger efficiency in the data and is not modeled by the simulation. Uncertainties arising from these correction factors vary within 0.9–3.4%, and are treated as correlated across various processes and bins of the 2016 and 2017 data analysis.

8 Observation of EW $W\gamma$ production

The measurement of the total EW $W\gamma$ production rate is performed using a binned likelihood fit to the data of the two-dimensional (2D) distribution in m_{jj} (four bins) and $m_{\ell\gamma}$ (three bins). Both m_{jj} and $m_{\ell\gamma}$ are highly discriminating variables between the EW signal and the QCD-induced $W\gamma jj$ background. Furthermore, the 2D analysis provides a larger expected significance than using either variable alone.

Data in the SR and CR are both included in the fits to constrain the dominant background (QCD-induced $W\gamma jj$). Table 1 shows the signal and background yields after the fit, as well as the observed data yields. Figure 3 shows the observed and expected distributions of $m_{jj}-m_{\ell\gamma}$ used in the total EW $W\gamma jj$ cross section measurement. The expectation is given after the fit to data.

The signal significance is quantified using a profile likelihood test statistic [50]. This test statistic involves the ratio of two Poisson likelihood functions, one in which the signal strength is fixed to zero and one in which the signal strength is allowed to have any positive value. The signal strength represents the ratio of observed to expected signal yields. Systematic uncertainties are included as nuisance parameters in the likelihood function that scale the relevant processes using log-normal probability density functions. The distribution of the test statistic is assumed to be in the asymptotic regime where there is a simple relationship between its value and the significance of the result [51]. The observed (expected) significance is 6.0 (6.8) SD for the EW $W\gamma$ processes.

9 Fiducial cross section measurement

The fiducial cross section measurement for the EW $W\gamma$ production at 13 TeV is extracted with the same 2D $m_{jj}-m_{\ell\gamma}$ binning used for the signal significance. The fiducial region is defined based on the particle-level (for leptons, photons, jets) quantities: one lepton $p_T^\ell > 35$ GeV and

Table 1: Number of $W\gamma$ events from the fit to the data in the signal region. The signal predictions inside and outside the fiducial region defined in Section 9 are shown. The contributions of various backgrounds are also shown. Statistical and systematic uncertainties are added in quadrature.

	Barrel	Endcap
EW $W\gamma$ inside fiducial region	316 ± 16	90.2 ± 5.5
EW $W\gamma$ outside fiducial region	64.7 ± 2.0	20.4 ± 1.0
QCD $W\gamma$	1301 ± 28	362 ± 13
top, VV, $Z\gamma$	402 ± 14	93.3 ± 7.2
Nonprompt photon	434 ± 13	120.2 ± 5.7
Nonprompt muon	134 ± 27	45 ± 11
Nonprompt electron	189 ± 20	86 ± 13
Nonprompt photon, nonprompt muon	43.0 ± 7.0	14.6 ± 3.4
Nonprompt photon, nonprompt electron	75.5 ± 5.5	25.0 ± 2.0
Total prediction	2960 ± 43	856 ± 21
Data	2959 ± 57	849 ± 32

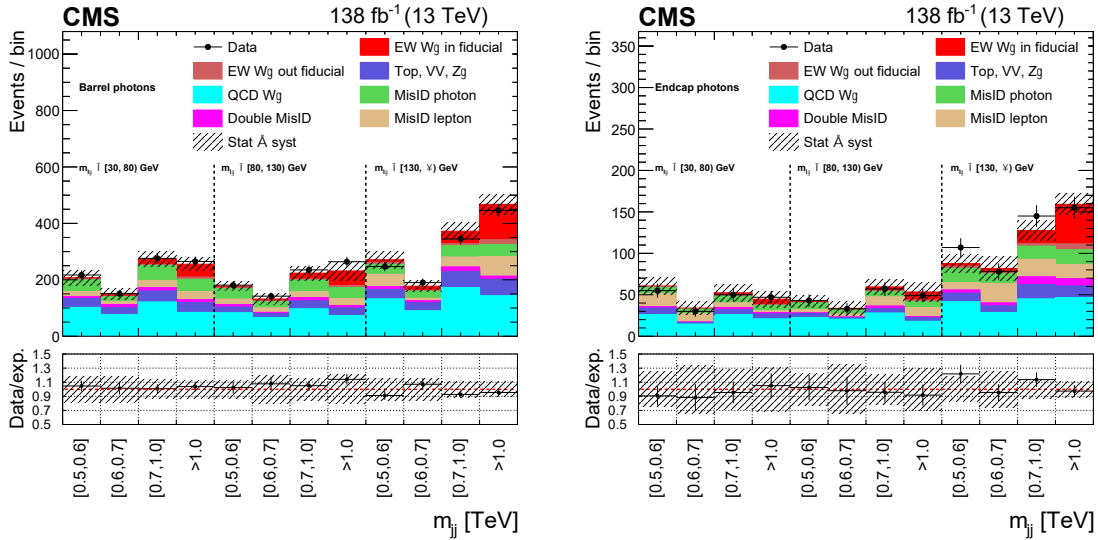


Figure 3: The 2D distributions used in the fit for the total EW $W\gamma$ cross section measurement. The hatched bands represent the combined statistical and systematic uncertainties in the predicted yields. The vertical bars on the data points represent the statistical uncertainties of data. The expectation is shown after the fit to the data. EW $W\gamma$ inside (outside) fiducial region stands for the events of EW $W\gamma$ falling inside (outside) the fiducial region defined in Section 9.

$|\eta_\ell| < 2.4$, $p_T^{\text{miss}} > 30 \text{ GeV}$, $p_T^\gamma > 25 \text{ GeV}$, $|\eta_\gamma| < 1.444$ or $1.566 < |\eta_\gamma| < 2.5$, $\Delta R_{\ell\gamma} > 0.5$, $m_T^W > 30 \text{ GeV}$, and two jets with $p_T^{j(1,2)} > 50 \text{ GeV}$, $|\eta_j| < 4.7$, $m_{jj} > 500 \text{ GeV}$, $\Delta R_{jj} > 0.5$, $\Delta R_{j\ell} > 0.5$, $\Delta R_{j\gamma} > 0.5$, and $|\Delta\eta_{jj}| > 2.5$. The leptons are reconstructed at the particle level with fully recovered final-state radiation. The acceptance is defined as the fraction of the signal events passing the fiducial region selection, and is estimated using MG5. The theoretical uncertainty in the extrapolation between the fiducial and SR is negligible ($< 1\%$). We define the cross section as $\sigma^{\text{fid}} = \sigma_g \hat{\mu} \alpha_{\text{gfr}}$, where the cross section for the signal events is $\sigma_g = 0.776 \text{ pb}$ calculated with MG5 at LO in QCD [12], the observed signal strength parameter $\hat{\mu} = 0.88_{-0.18}^{+0.19}$, and the

acceptance of the fiducial region, $\alpha_{\text{gf}} = 0.034$. The measured fiducial cross section is

$$\sigma_{\text{EW}}^{\text{fid}} = 23.5 \pm 2.8 (\text{stat})_{-1.7}^{+1.9} (\text{theo})_{-3.4}^{+3.5} (\text{syst}) \text{ fb} = 23.5_{-4.7}^{+4.9} \text{ fb}. \quad (1)$$

The observed signal strength is compatible with unity within one SD, and the measured fiducial cross section agrees well with the SM prediction.

The cross section for the sum of the EW and QCD-induced $W\gamma\text{jj}$ contributions is also measured. The fiducial region definition is identical to that used for the EW $W\gamma\text{jj}$ fiducial cross section measurement and the formula for the cross section is $\sigma_{\text{EW+QCD}}^{\text{fid}} = \mu(\sigma_{\text{g}}^{\text{EW}} \alpha_{\text{gf}}^{\text{EW}} + \sigma_{\text{g}}^{\text{QCD}} \alpha_{\text{gf}}^{\text{QCD}})$. The inputs used for the fit are similar to the ones for EW $W\gamma\text{jj}$ production, with the difference that EW and QCD-induced $W\gamma\text{jj}$ contributions are combined as signal. The cross section for QCD-induced $W\gamma\text{jj}$ production is 192.3 pb calculated with MG5 at NLO in QCD [12], and $\alpha_{\text{gf}}^{\text{QCD}}$ is calculated to be 4.6×10^{-4} . The measured signal strength for the EW+QCD $W\gamma\text{jj}$ production is $0.98_{-0.11}^{+0.12}$ and the observed fiducial cross section is

$$\sigma_{\text{EW+QCD}}^{\text{fid}} = 113 \pm 2.0 (\text{stat})_{-2.3}^{+2.5} (\text{theo})_{-13}^{+13} (\text{syst}) \text{ fb} = 113 \pm 13 \text{ fb}. \quad (2)$$

The observed signal strength is compatible unity within one SD, the measured fiducial cross section agrees well with the SM prediction.

10 Differential cross section measurements

The differential cross sections for the EW only and for the EW+QCD $W\gamma\text{jj}$ production processes are measured for several characteristic variables using the same SR as defined in the fiducial cross section measurement. For each unfolded variable, its generator-level values are mapped to the reconstruction-level ones in binned histograms that account for the detector resolution effects. The efficiencies for selecting events from the generator level to the reconstruction level are calculated using the same binning as used in the fiducial region measurements, in order to recover the limited acceptance and selection efficiencies. Signal events outside the fiducial region are treated as background. Both the resolution and efficiency effects are evaluated using signal simulation. A bin-by-bin unfolding is performed to obtain differential distributions, in which the effects of detector resolution, limited acceptance, and selection efficiencies are corrected.

The unfolded variables include the transverse momentum of the lepton p_{T}^{ℓ} , of the photon p_{T}^{γ} ; the invariant masses of the lepton and the photon $m_{\ell\gamma}$; the transverse momentum of the leading jet (p_{T} ordered) p_{T}^{j1} ; the invariant mass of the two jets m_{jj} ; and the separation in pseudorapidity of the two jet $\Delta\eta_{\text{jj}}$. Since the ranges of some variables extend to infinity, the last bins accommodate all the events above the last bin boundaries, but the bin widths that are used in the denominator are finite and are (110, 400), (170, 200), (160, 1000), (250, 500), and (1500, 2000) GeV for p_{T}^{ℓ} , p_{T}^{γ} , $m_{\ell\gamma}$, p_{T}^{j1} and m_{jj} , respectively.

The unfolded differential distributions are shown in Fig. 4 for the EW production and in Fig. 5 for EW+QCD production. Comparisons are shown with the theoretical predictions from MG5. The predictions are in agreement with the unfolded data in general.

11 Limits on anomalous quartic gauge couplings

The effects of BSM physics can be parameterized in a generic way through a set of linearly independent higher-dimensional operators in an effective field theory [8]. As mentioned above,

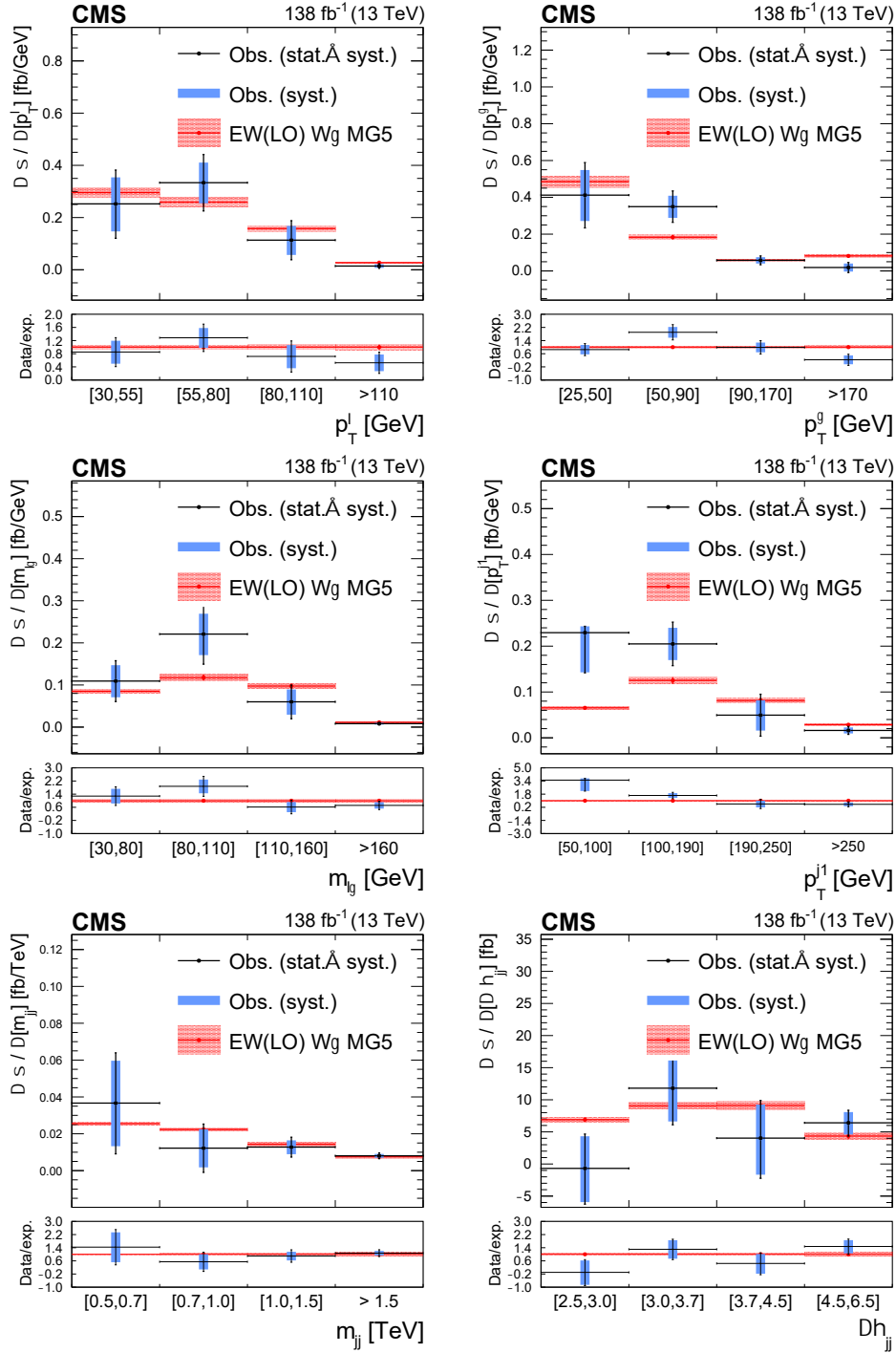


Figure 4: Differential cross sections for the EW $W\gamma jj$ production as functions of p_T^l , p_T^γ , p_T^{j1} , $m_{\ell\gamma}$, m_{jj} , and $\Delta\eta_{jj}$. The highest bins in each plot have no upper bound and are normalized by the bin boundaries of (110, 400), (170, 200), (160, 1000), (250, 500), and (1500, 2000) GeV for p_T^l , p_T^γ , $m_{\ell\gamma}$, p_T^{j1} and m_{jj} respectively. The blue bands stand for the systematic uncertainties and the black bands represent the total uncertainties.

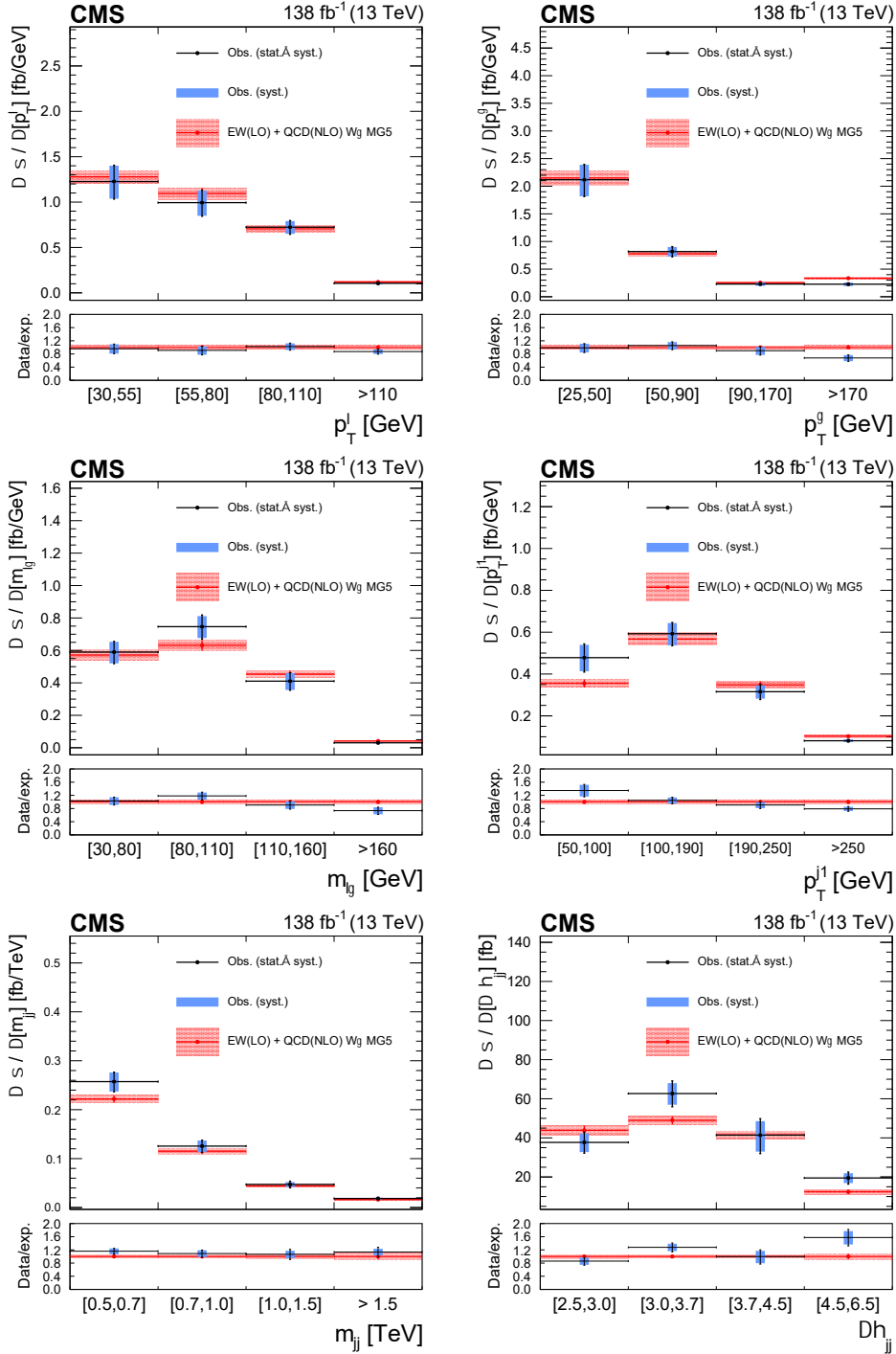


Figure 5: Differential cross sections for the EW+QCD $W\gamma jj$ production as functions of p_T^1 , p_T^j , p_T^1 , $m_{\ell\gamma}$, m_{jj} , and $\Delta\eta_{jj}$. The highest bins in each plot have no upper bound and are normalized by the bin boundaries of (110, 400), (170, 200), (160, 1000), (250, 500), and (1500, 2000) GeV for p_T^1 , p_T^j , $m_{\ell\gamma}$, p_T^1 and m_{jj} respectively. The blue bands stand for the systematic uncertainties and the black bands represent the total uncertainties.

VBS is particularly suitable to constrain aQGCs. The lowest-dimension operators that modify quartic gauge couplings but do not exhibit two or three weak gauge boson vertices are dimension-eight. Reference. [52] proposes nine independent charge-conjugate and parity-conserving dimension-eight effective operators by assuming the $SU(2) \times U(1)$ symmetry of the EW gauge field. The model includes a Higgs-field doublet to incorporate the presence of the SM Higgs boson. The operators affecting the $W\gamma jj$ channel can be divided into two categories. The operators $\mathcal{L}_{M,0}-\mathcal{L}_{M,7}$ contain an $SU(2)$ field strength, the $U(1)$ field strength, and the covariant derivative of the Higgs doublet field. The operators $\mathcal{L}_{T,0}-\mathcal{L}_{T,2}$ and $\mathcal{L}_{T,5}-\mathcal{L}_{T,7}$, contain only the two field strengths. The coefficient of the operator $\mathcal{L}_{X,Y}$ is denoted by $f_{X,Y}/\Lambda^4$, where Λ is the unknown scale of BSM physics.

A simulation is performed that includes the effects of aQGCs in addition to the SM EW $W\gamma jj$ production, as well as the interference between the two contributions. Since a contribution from aQGCs would enhance the production of events with large $W\gamma$ mass, we therefore use this observable to extract limits on the aQGC parameters. To obtain a continuous prediction for the signal as a function of each anomalous coupling, a quadratic fit is performed to the SM+aQGC yield as a function of the aQGC coefficient value, separately in each $m_{W\gamma}$ bin. In addition to the selection described in Section 5, further requirements are applied to exploit the fact that the aQGC contributions arise from pure VBS diagrams, and are thus enhanced in the VBS phase space region, and the anomalous operators lead to more energetic final-state particles. These requirements are optimized to enhance the aQGC sensitivity, based on simulation studies, and are: $m_{jj} > 800$ GeV, $|\Delta\eta_{jj}| > 2.5$, $m_{W\gamma} > 150$ GeV, and $p_T^\gamma > 100$ GeV. As an example, Fig. 6 (left) shows the resulting $m_{W\gamma}$ distribution in muon channel.

We set two-sided limits on the operator coefficients through a limit-setting procedure that involves first obtaining the global maximum of the profile likelihood function, and then the maximum of the profile likelihood function at fixed coefficient values, which are compared with the global maximum and converted to confidence level (CL) intervals. Figure 6 (right) shows the likelihood scan for the $f_{M,2}/\Lambda^4$ parameter in the calculation of the observed limits.

The observed and expected 95% CL limits on the aQGC coefficients are summarized in Tab. 2. These are the most stringent limits to date on the aQGC parameters $f_{M,2-5}/\Lambda^4$ and $f_{T,6-7}/\Lambda^4$.

They are obtained by varying the coefficient of one operator at a time, with all others set to zero, i.e., the SM value. The yield of the EW signal in any bin is a quadratic function of the coefficient, whose minimum in general does not occur at a coefficient value of zero because of the interference with the SM operators. The constraints set on the aQGCs are compatible with the SM predictions of zero. The NLO EW corrections to VBS $W\gamma$ can be sizable and increase as a function of m_{jj} , which may bias the aQGC measurement. Although there is no NLO EW calculation available yet for VBS $W\gamma$ production, we have checked, using the numbers from same-sign WW scattering [53, 54], that the effect on the aQGC limits is negligible. The unitarity bound (U_{bound}) is defined as the scattering energy at which the aQGC coupling strength, when set equal to the observed limit, would result in a scattering amplitude that violates unitarity. The value of U_{bound} is determined using the analytical formulas from Ref. [55].

12 Summary

Measurements of the electroweak (EW) production of a W boson, a photon, and two jets in proton-proton collisions at a center-of-mass energy of 13 TeV have been presented. The data correspond to an integrated luminosity of 138 fb^{-1} in Run 2 collected with the CMS detector. Events are selected by requiring one isolated lepton (electron or muon) with high transverse

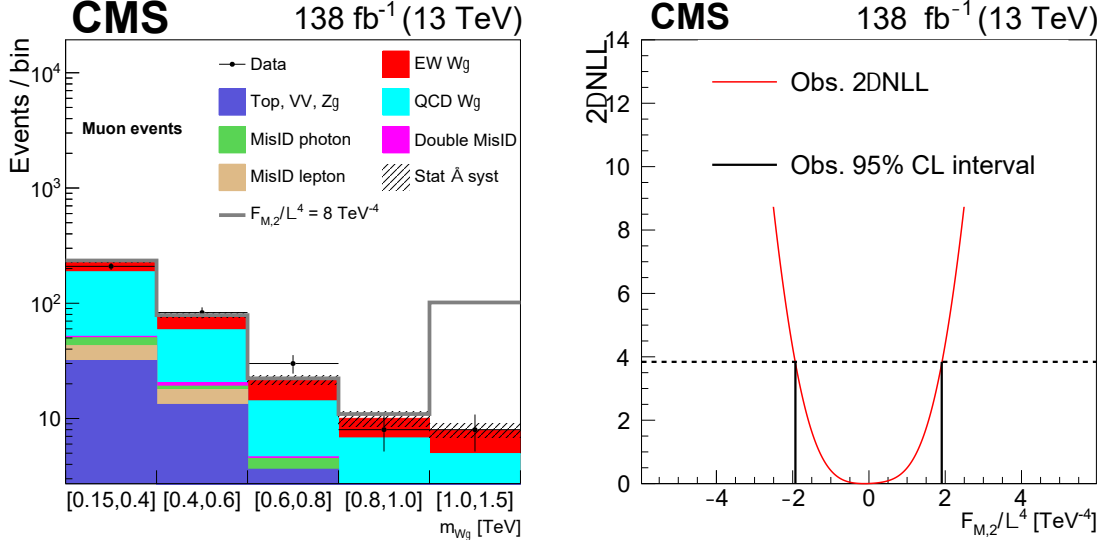


Figure 6: The $m_{W\gamma}$ distribution for muon events satisfying the aQGC region selection and used to set constraints on the anomalous gauge coupling parameters (left). Electron events, not shown here, are also used. The gray line represents a nonzero $f_{M,2}/\Lambda^4$ setting. Events with $m_{W\gamma} > 1500$ GeV are included in the last bin. The hatched bands represent the combined statistical and systematic uncertainties on the predicted yields. The vertical bars on the data points represent the statistical uncertainties of data. Likelihood scan and the observed 95% CL interval for the aQGC parameter $f_{M,2}/\Lambda^4$ (right).

Table 2: Exclusion limits at the 95% CL for each aQGC coefficient, derived from the $m_{W\gamma}$ distribution, assuming all other coefficients are set to zero. Unitarity bounds corresponding to each operator are also listed. All coupling parameter limits are in TeV^{-4} , while U_{bound} values are in TeV.

Expected limit	Observed limit	U_{bound}
$-5.1 < f_{M,0}/\Lambda^4 < 5.1$	$-5.6 < f_{M,0}/\Lambda^4 < 5.5$	1.7
$-7.1 < f_{M,1}/\Lambda^4 < 7.4$	$-7.8 < f_{M,1}/\Lambda^4 < 8.1$	2.1
$-1.8 < f_{M,2}/\Lambda^4 < 1.8$	$-1.9 < f_{M,2}/\Lambda^4 < 1.9$	2.0
$-2.5 < f_{M,3}/\Lambda^4 < 2.5$	$-2.7 < f_{M,3}/\Lambda^4 < 2.7$	2.7
$-3.3 < f_{M,4}/\Lambda^4 < 3.3$	$-3.7 < f_{M,4}/\Lambda^4 < 3.6$	2.3
$-3.4 < f_{M,5}/\Lambda^4 < 3.6$	$-3.9 < f_{M,5}/\Lambda^4 < 3.9$	2.7
$-13 < f_{M,7}/\Lambda^4 < 13$	$-14 < f_{M,7}/\Lambda^4 < 14$	2.2
$-0.43 < f_{T,0}/\Lambda^4 < 0.51$	$-0.47 < f_{T,0}/\Lambda^4 < 0.51$	1.9
$-0.27 < f_{T,1}/\Lambda^4 < 0.31$	$-0.31 < f_{T,1}/\Lambda^4 < 0.34$	2.5
$-0.72 < f_{T,2}/\Lambda^4 < 0.92$	$-0.85 < f_{T,2}/\Lambda^4 < 1.0$	2.3
$-0.29 < f_{T,5}/\Lambda^4 < 0.31$	$-0.31 < f_{T,5}/\Lambda^4 < 0.33$	2.6
$-0.23 < f_{T,6}/\Lambda^4 < 0.25$	$-0.25 < f_{T,6}/\Lambda^4 < 0.27$	2.9
$-0.60 < f_{T,7}/\Lambda^4 < 0.68$	$-0.67 < f_{T,7}/\Lambda^4 < 0.73$	3.1

momentum (p_T), a moderate missing transverse momentum, one high- p_T isolated photon, and two jets with a large rapidity separation and a large dijet mass. The signal is observed for the first time at 13 TeV, with an observed (expected) significance of 6.0 (6.8) standard deviations, where the expectation is based on the standard model predictions. In a restricted fiducial region, the cross section for the EW $W\gamma jj$ production is $23.5^{+4.9}_{-4.7}$ fb and the cross section for the total EW+QCD $W\gamma jj$ production is 113 ± 13 fb. Both measurements are consistent with standard

model predictions. For the first time, differential cross sections for EW $W\gamma jj$ and for EW+QCD $W\gamma jj$ production are measured. Constraints placed on anomalous quartic gauge couplings in terms of dimension-8 effective field theory operators are extracted and are the most stringent limits to date on the aQGC parameters $f_{M,2-5}/\Lambda^4$ and $f_{T,6-7}/\Lambda^4$.

Acknowledgments

We congratulate our colleagues in the CERN accelerator departments for the excellent performance of the LHC and thank the technical and administrative staffs at CERN and at other CMS institutes for their contributions to the success of the CMS effort. In addition, we gratefully acknowledge the computing centers and personnel of the Worldwide LHC Computing Grid and other centers for delivering so effectively the computing infrastructure essential to our analyses. Finally, we acknowledge the enduring support for the construction and operation of the LHC, the CMS detector, and the supporting computing infrastructure provided by the following funding agencies: BMBWF and FWF (Austria); FNRS and FWO (Belgium); CNPq, CAPES, FAPERJ, FAPERGS, and FAPESP (Brazil); MES and BNSF (Bulgaria); CERN; CAS, MoST, and NSFC (China); Minciencias (Colombia); MSES and CSF (Croatia); RIF (Cyprus); SENESCYT (Ecuador); MoER, ERC PUT and ERDF (Estonia); Academy of Finland, MEC, and HIP (Finland); CEA and CNRS/IN2P3 (France); BMBF, DFG, and HGF (Germany); GSRI (Greece); NKFIH (Hungary); DAE and DST (India); IPM (Iran); SFI (Ireland); INFN (Italy); MSIP and NRF (Republic of Korea); MES (Latvia); LAS (Lithuania); MOE and UM (Malaysia); BUAP, CINVESTAV, CONACYT, LNS, SEP, and UASLP-FAI (Mexico); MOS (Montenegro); MBIE (New Zealand); PAEC (Pakistan); MES and NSC (Poland); FCT (Portugal); MESTD (Serbia); MCIN/AEI and PCTI (Spain); MOSTR (Sri Lanka); Swiss Funding Agencies (Switzerland); MST (Taipei); MHESI and NSTDA (Thailand); TUBITAK and TENMAK (Turkey); NASU (Ukraine); STFC (United Kingdom); DOE and NSF (USA).

Individuals have received support from the Marie-Curie program and the European Research Council and Horizon 2020 Grant, contract Nos. 675440, 724704, 752730, 758316, 765710, 824093, 884104, and COST Action CA16108 (European Union); the Leventis Foundation; the Alfred P. Sloan Foundation; the Alexander von Humboldt Foundation; the Belgian Federal Science Policy Office; the Fonds pour la Formation à la Recherche dans l'Industrie et dans l'Agriculture (FRIA-Belgium); the Agentschap voor Innovatie door Wetenschap en Technologie (IWT-Belgium); the F.R.S.-FNRS and FWO (Belgium) under the "Excellence of Science – EOS" – be.h project n. 30820817; the Beijing Municipal Science & Technology Commission, No. Z191100007219010; the Ministry of Education, Youth and Sports (MEYS) of the Czech Republic; the Hellenic Foundation for Research and Innovation (HFRI), Project Number 2288 (Greece); the Deutsche Forschungsgemeinschaft (DFG), under Germany's Excellence Strategy – EXC 2121 "Quantum Universe" – 390833306, and under project number 400140256 - GRK2497; the Hungarian Academy of Sciences, the New National Excellence Program - ÚNKP, the NKFIH research grants K 124845, K 124850, K 128713, K 128786, K 129058, K 131991, K 133046, K 138136, K 143460, K 143477, 2020-2.2.1-ED-2021-00181, and TKP2021-NKTA-64 (Hungary); the Council of Science and Industrial Research, India; the Latvian Council of Science; the Ministry of Education and Science, project no. 2022/WK/14, and the National Science Center, contracts Opus 2021/41/B/ST2/01369 and 2021/43/B/ST2/01552 (Poland); the Fundação para a Ciência e a Tecnologia, grant CEECIND/01334/2018 (Portugal); the National Priorities Research Program by Qatar National Research Fund; MCIN/AEI/10.13039/501100011033, ERDF "a way of making Europe", and the Programa Estatal de Fomento de la Investigación Científica y Técnica de Excelencia María de Maeztu, grant MDM-2017-0765 and Programa Severo Ochoa del Principado de Asturias (Spain); the Chulalongkorn Academic into Its 2nd Century Project

Advancement Project, and the National Science, Research and Innovation Fund via the Program Management Unit for Human Resources & Institutional Development, Research and Innovation, grant B05F650021 (Thailand); the Kavli Foundation; the Nvidia Corporation; the SuperMicro Corporation; the Welch Foundation, contract C-1845; and the Weston Havens Foundation (USA).

References

- [1] ATLAS Collaboration, “Observation of a new particle in the search for the standard model Higgs boson with the ATLAS detector at the LHC”, *Phys. Lett. B* **716** (2012) 1, doi:10.1016/j.physletb.2012.08.020, arXiv:1207.7214.
- [2] CMS Collaboration, “Observation of a new boson at a mass of 125 GeV with the CMS experiment at the LHC”, *Phys. Lett. B* **716** (2012) 30, doi:10.1016/j.physletb.2012.08.021, arXiv:1207.7235.
- [3] CMS Collaboration, “Observation of a new boson with mass near 125 GeV in pp collisions at $\sqrt{s} = 7$ and 8 TeV”, *JHEP* **06** (2013) 081, doi:10.1007/jhep06(2013)081, arXiv:1303.4571.
- [4] CMS Collaboration, “Observation of electroweak production of $W\gamma$ with two jets in proton-proton collisions at $\sqrt{s} = 13$ TeV”, *Phys. Lett. B* **811** (2020) 135988, doi:10.1016/j.physletb.2020.135988, arXiv:2008.10521.
- [5] HEPData record for this analysis, 2022. doi:10.17182/hepdata.135702.
- [6] V. A. Khoze, M. G. Ryskin, W. J. Stirling, and P. H. Williams, “A Z-monitor to calibrate Higgs production via vector boson fusion with rapidity gaps at the LHC”, *Eur. Phys. J. C* **26** (2003) 429, doi:10.1140/epjc/s2002-01069-2, arXiv:hep-ph/0207365.
- [7] C. Oleari and D. Zeppenfeld, “QCD corrections to electroweak $\ell\nu_{\ell}jj$ and $\ell^+\ell^-jj$ production”, *Phys. Rev. D* **69** (2004) 093004, doi:10.1103/PhysRevD.69.093004, arXiv:hep-ph/0310156.
- [8] C. Degrande et al., “Effective field theory: A modern approach to anomalous couplings”, *Ann. Phys.* **335** (2013) 21, doi:10.1016/j.aop.2013.04.016, arXiv:1205.4231.
- [9] CMS Collaboration, “The CMS experiment at the CERN LHC”, *JINST* **3** (2008) S08004, doi:10.1088/1748-0221/3/08/S08004.
- [10] CMS Collaboration, “The CMS trigger system”, *JINST* **12** (2017) P01020, doi:10.1088/1748-0221/12/01/P01020, arXiv:1609.02366.
- [11] CMS Collaboration, “Performance of the CMS Level-1 trigger in proton-proton collisions at $\sqrt{s} = 13$ TeV”, *JINST* **15** (2020) P10017, doi:10.1088/1748-0221/15/10/P10017, arXiv:2006.10165.
- [12] J. Alwall et al., “The automated computation of tree-level and next-to-leading order differential cross sections, and their matching to parton shower simulations”, *JHEP* **07** (2014) 079, doi:10.1007/JHEP07(2014)079, arXiv:1405.0301.
- [13] R. Frederix and S. Frixione, “Merging meets matching in MC@NLO”, *JHEP* **12** (2012) 061, doi:10.1007/JHEP12(2012)061, arXiv:1209.6215.


- [14] T. Sjöstrand et al., “An introduction to PYTHIA 8.2”, *Comput. Phys. Commun.* **191** (2015) 159, doi:10.1016/j.cpc.2015.01.024, arXiv:1410.3012.
- [15] P. Nason, “A new method for combining NLO QCD with shower Monte Carlo algorithms”, *JHEP* **11** (2004) 040, doi:10.1088/1126-6708/2004/11/040, arXiv:hep-ph/0409146.
- [16] S. Frixione, P. Nason, and C. Oleari, “Matching NLO QCD computations with parton shower simulations: the POWHEG method”, *JHEP* **11** (2007) 070, doi:10.1088/1126-6708/2007/11/070, arXiv:0709.2092.
- [17] R. Frederix, E. Re, and P. Torrielli, “Single-top t-channel hadroproduction in the four-flavour scheme with POWHEG and aMC@NLO”, *JHEP* **09** (2012) 130, doi:10.1007/JHEP09(2012)130, arXiv:1207.5391.
- [18] S. Alioli, P. Nason, C. Oleari, and E. Re, “NLO single-top production matched with shower in POWHEG: s- and t-channel contributions”, *JHEP* **09** (2009) 111, doi:10.1088/1126-6708/2009/09/111, arXiv:0907.4076. [Erratum: doi:10.1007/JHEP02(2010)011].
- [19] E. Re, “Single-top Wt-channel production matched with parton showers using the POWHEG method”, *Eur. Phys. J. C* **71** (2011) 1547, doi:10.1140/epjc/s10052-011-1547-z, arXiv:1009.2450.
- [20] P. Skands, S. Carrazza, and J. Rojo, “Tuning PYTHIA 8.1: the Monash 2013 tune”, *Eur. Phys. J. C* **74** (2014) 3024, doi:10.1140/epjc/s10052-014-3024-y, arXiv:1404.5630.
- [21] CMS Collaboration, “Event generator tunes obtained from underlying event and multiparton scattering measurements”, *Eur. Phys. J. C* **76** (2016) 155, doi:10.1140/epjc/s10052-016-3988-x, arXiv:1512.00815.
- [22] CMS Collaboration, “Extraction and validation of a new set of CMS PYTHIA8 tunes from underlying-event measurements”, *Eur. Phys. J. C* **80** (2020) 4, doi:10.1140/epjc/s10052-019-7499-4, arXiv:1903.12179.
- [23] NNPDF Collaboration, “Parton distributions for the LHC Run II”, *JHEP* **04** (2015) 040, doi:10.1007/JHEP04(2015)040, arXiv:1410.8849.
- [24] GEANT4 Collaboration, “GEANT4 — a simulation toolkit”, *Nucl. Instrum. Meth. A* **506** (2003) 250, doi:10.1016/S0168-9002(03)01368-8.
- [25] CMS Collaboration, “Measurement of the Inclusive W and Z Production Cross Sections in pp Collisions at $\sqrt{s} = 7$ TeV”, *JHEP* **10** (2011) 132, doi:10.1007/JHEP10(2011)132, arXiv:1107.4789.
- [26] CMS Collaboration, “Particle-flow reconstruction and global event description with the CMS detector”, *JINST* **12** (2017) P10003, doi:10.1088/1748-0221/12/10/P10003, arXiv:1706.04965.
- [27] CMS Collaboration, “Description and performance of track and primary-vertex reconstruction with the CMS tracker”, *JINST* **9** (2014) P10009, doi:10.1088/1748-0221/9/10/P10009, arXiv:1405.6569.

-
- [28] M. Cacciari, G. P. Salam, and G. Soyez, “The anti- k_T jet clustering algorithm”, *JHEP* **04** (2008) 063, doi:10.1088/1126-6708/2008/04/063, arXiv:0802.1189.
- [29] M. Cacciari, G. P. Salam, and G. Soyez, “FastJet user manual”, *Eur. Phys. J. C* **72** (2012) 1896, doi:10.1140/epjc/s10052-012-1896-2, arXiv:1111.6097.
- [30] CMS Collaboration, “Performance of electron reconstruction and selection with the CMS detector in proton-proton collisions at $\sqrt{s} = 8$ TeV”, *JINST* **10** (2015) P06005, doi:10.1088/1748-0221/10/06/P06005, arXiv:1502.02701.
- [31] CMS Collaboration, “Energy calibration and resolution of the CMS electromagnetic calorimeter in pp collision at $\sqrt{s} = 7$ TeV”, *JINST* **8** (2013) P09009, doi:10.1088/1748-0221/8/09/P09009, arXiv:1306.2016.
- [32] CMS Collaboration, “Performance of the reconstruction and identification of high-momentum muons in proton-proton collisions at $\sqrt{s} = 13$ TeV”, *JINST* **15** (2020) P02027, doi:10.1088/1748-0221/15/02/p02027, arXiv:1912.03516.
- [33] CMS Collaboration, “Performance of the CMS muon detector and muon reconstruction with proton-proton collisions at $\sqrt{s} = 13$ TeV”, *JINST* **13** (2018) P06015, doi:10.1088/1748-0221/13/06/P06015, arXiv:1804.04528.
- [34] CMS Collaboration, “Performance of photon reconstruction and identification with the CMS detector in proton-proton collisions at $\sqrt{s} = 8$ TeV”, *JINST* **10** (2015) P08010, doi:10.1088/1748-0221/10/08/P08010, arXiv:1502.02702.
- [35] M. Cacciari and G. P. Salam, “Pileup subtraction using jet areas”, *Phys. Lett. B* **659** (2008) 119, doi:10.1016/j.physletb.2007.09.077, arXiv:0707.1378.
- [36] CMS Collaboration, “Determination of jet energy calibration and transverse momentum resolution in CMS”, *JINST* **6** (2011) P11002, doi:10.1088/1748-0221/6/11/P11002, arXiv:1107.4277.
- [37] CMS Collaboration, “Jet performance in pp collisions at $\sqrt{s} = 7$ TeV”, CMS Physics Analysis Summary CMS-PAS-JME-10-003, 2010.
- [38] CMS Collaboration, “Performance of missing transverse momentum reconstruction in proton-proton collisions at $\sqrt{s} = 13$ TeV using the CMS detector”, *JINST* **14** (2019) P07004, doi:10.1088/1748-0221/14/07/P07004, arXiv:1903.06078.
- [39] Particle Data Group, M. Tanabashi et al., “Review of particle physics”, *Phys. Rev. D* **98** (2018) 030001, doi:10.1103/PhysRevD.98.030001.
- [40] CMS Collaboration, “Search for a heavy resonance decaying to a pair of vector bosons in the lepton plus merged jet final state at $\sqrt{s} = 13$ TeV”, *JHEP* **05** (2018) 088, doi:10.1007/JHEP05(2018)088, arXiv:1802.09407.
- [41] D. Rainwater, R. Szalapski, and D. Zeppenfeld, “Probing color singlet exchange in Z+2-jet events at the CERN LHC”, *Phys. Rev. D* **54** (1996) 6680, doi:10.1103/PhysRevD.54.6680, arXiv:hep-ph/9605444.
- [42] CMS Collaboration, “Measurement of the cross section for electroweak production of a Z boson, a photon and two jets in proton-proton collisions at $\sqrt{s} = 13$ TeV and constraints on anomalous quartic couplings”, *JHEP* **06** (2020) 076, doi:10.1007/JHEP06(2020)076, arXiv:2002.09902.























- [43] CMS Collaboration, “Observation of electroweak production of same-sign W boson pairs in the two jet and two same-sign lepton final state in proton-proton collisions at $\sqrt{s} = 13$ TeV”, *Phys. Rev. Lett.* **120** (2018) 081801, doi:10.1103/PhysRevLett.120.081801, arXiv:1709.05822.
- [44] CMS Collaboration, “Electron and photon reconstruction and identification with the CMS experiment at the CERN LHC”, *JINST* **16** (2021) P05014, doi:10.1088/1748-0221/16/05/P05014, arXiv:2012.06888.
- [45] CMS Collaboration, “Precision luminosity measurement in proton-proton collisions at $\sqrt{s} = 13$ TeV in 2015 and 2016 at CMS”, *Eur. Phys. J. C* **81** (2021) 800, doi:10.1140/epjc/s10052-021-09538-2, arXiv:2104.01927.
- [46] CMS Collaboration, “CMS luminosity measurement for the 2017 data-taking period at $\sqrt{s} = 13$ TeV”, CMS Physics Analysis Summary CMS-PAS-LUM-17-004, 2018.
- [47] CMS Collaboration, “CMS luminosity measurement for the 2018 data-taking period at $\sqrt{s} = 13$ TeV”, CMS Physics Analysis Summary CMS-PAS-LUM-18-002, 2019.
- [48] CMS Collaboration, “Measurement of the cross section for electroweak production of $Z\gamma$ in association with two jets and constraints on anomalous quartic gauge couplings in proton-proton collisions at $\sqrt{s} = 8$ TeV”, *Phys. Lett. B* **770** (2017) 380, doi:10.1016/j.physletb.2017.04.071, arXiv:1702.03025.
- [49] J. Butterworth et al., “PDF4LHC recommendations for LHC Run II”, *J. Phys. G* **43** (2016) 023001, doi:10.1088/0954-3899/43/2/023001, arXiv:1510.03865.
- [50] S. S. Wilks, “The large-sample distribution of the likelihood ratio for testing composite hypotheses”, *Ann. Math. Statist.* **9** (1938) 60, doi:10.1214/aoms/1177732360.
- [51] G. Cowan, K. Cranmer, E. Gross, and O. Vitells, “Asymptotic formulae for likelihood-based tests of new physics”, *Eur. Phys. J. C* **71** (2011) 1554, doi:10.1140/epjc/s10052-011-1554-0, arXiv:1007.1727. [Erratum: doi:10.1140/epjc/s10052-013-2501-z].
- [52] O. J. P. Éboli, M. C. Gonzalez-Garcia, and J. K. Mizukoshi, “ $pp \rightarrow jje^\pm \mu^\pm \nu \nu$ and $jje^\pm \mu^\mp \nu \nu$ at $\mathcal{O}(\alpha_{\text{em}}^6)$ and $\mathcal{O}(\alpha_{\text{em}}^4 \alpha_s^2)$ for the study of the quartic electroweak gauge boson vertex at CERN LHC”, *Phys. Rev. D* **74** (2006) 073005, doi:10.1103/PhysRevD.74.073005, arXiv:hep-ph/0606118.
- [53] B. Biedermann, A. Denner, and M. Pellen, “Large electroweak corrections to vector boson scattering at the Large Hadron Collider”, *Phys. Rev. Lett.* **118** (2017) 261801, doi:10.1103/PhysRevLett.118.261801, arXiv:1611.02951.
- [54] B. Biedermann, A. Denner, and M. Pellen, “Complete NLO corrections to W^+W^+ scattering and its irreducible background at the LHC”, *JHEP* **10** (2017) 124, doi:10.1007/JHEP10(2017)124, arXiv:1708.00268.
- [55] E. d. S. Almeida, O. J. P. Éboli, and M. C. Gonzalez-Garcia, “Unitarity constraints on anomalous quartic couplings”, *Phys. Rev. D* **101** (2020) 113003, doi:10.1103/PhysRevD.101.113003, arXiv:2004.05174.

A The CMS Collaboration



Yerevan Physics Institute, Yerevan, Armenia

A. Tumasyan¹ 













Institut für Hochenergiephysik, Vienna, Austria

W. Adam , J.W. Andrejkovic , T. Bergauer , S. Chatterjee , K. Damanakis , M. Dragicevic , A. Escalante Del Valle , P.S. Hussain , M. Jeitler² , N. Krammer , L. Lechner , D. Liko , I. Mikulec , P. Paulitsch , F.M. Pitters , J. Schieck² , R. Schöfbeck , D. Schwarz , M. Sonawane , S. Templ , W. Waltenberger , C.-E. Wulz² 
















Universiteit Antwerpen, Antwerpen, Belgium

M.R. Darwish³ , T. Janssen , T. Kello⁴ , H. Rejeb Sfar , P. Van Mechelen 














Vrije Universiteit Brussel, Brussel, Belgium

E.S. Bols , J. D'Hondt , A. De Moor , M. Delcourt , H. El Faham , S. Lowette , S. Moortgat , A. Morton , D. Müller , A.R. Sahasransu , S. Tavernier , W. Van Doninck , D. Vannerom 

Université Libre de Bruxelles, Bruxelles, Belgium

B. Clerbaux , G. De Lentdecker , L. Favart , D. Hohov , J. Jaramillo , K. Lee , M. Mahdavihorrani , I. Makarenko , A. Malara , S. Paredes , L. Pétré , N. Postiau , L. Thomas , M. Vanden Bemden , C. Vander Velde , P. Vanlaer 

Ghent University, Ghent, Belgium

D. Dobur , J. Knolle , L. Lambrecht , G. Mestdach , M. Niedziela , C. Rendón , C. Roskas , A. Samalan , K. Skovpen , M. Tytgat , N. Van Den Bossche , B. Vermassen , L. Wezenbeek 























Université Catholique de Louvain, Louvain-la-Neuve, Belgium

A. Benecke , G. Bruno , F. Bury , C. Caputo , P. David , C. Delaere , I.S. Donertas , A. Giammanco , K. Jaffel , Sa. Jain , V. Lemaître , K. Mondal , A. Taliercio , T.T. Tran , P. Vischia , S. Wertz 








Centro Brasileiro de Pesquisas Físicas, Rio de Janeiro, Brazil

G.A. Alves , E. Coelho , C. Hensel , A. Moraes , P. Rebello Teles 

Universidade do Estado do Rio de Janeiro, Rio de Janeiro, Brazil

W.L. Aldá Júnior , M. Alves Gallo Pereira , M. Barroso Ferreira Filho , H. Brandao Malbouisson , W. Carvalho , J. Chinellato⁵ , E.M. Da Costa , G.G. Da Silveira⁶ , D. De Jesus Damiao , V. Dos Santos Sousa , S. Fonseca De Souza , J. Martins⁷ , C. Mora Herrera , K. Mota Amarilo , L. Mundim , H. Nogima , A. Santoro , S.M. Silva Do Amaral , A. Sznajder , M. Thiel , F. Torres Da Silva De Araujo⁸ , A. Vilela Pereira 

Universidade Estadual Paulista, Universidade Federal do ABC, São Paulo, Brazil

C.A. Bernardes⁶ , L. Calligaris , T.R. Fernandez Perez Tomei , E.M. Gregores , P.G. Mercadante , S.F. Novaes , Sandra S. Padula 


Institute for Nuclear Research and Nuclear Energy, Bulgarian Academy of Sciences, Sofia, Bulgaria

A. Aleksandrov , G. Antchev , R. Hadjiiska , P. Iaydjiev , M. Misheva , M. Rodozov , M. Shopova , G. Sultanov 

University of Sofia, Sofia, Bulgaria

A. Dimitrov , T. Ivanov , L. Litov , B. Pavlov , P. Petkov , A. Petrov , E. Shumka 





Instituto De Alta Investigación, Universidad de Tarapacá, Casilla 7 D, Arica, Chile

S. Thakur 















Beihang University, Beijing, China

T. Cheng , T. Javaid⁹ , M. Mittal , L. Yuan 











Department of Physics, Tsinghua University, Beijing, China

M. Ahmad , G. Bauer¹⁰, Z. Hu , S. Lezki , K. Yi^{10,11} 

Institute of High Energy Physics, Beijing, China

G.M. Chen⁹ , H.S. Chen⁹ , M. Chen⁹ , F. Iemmi , C.H. Jiang, A. Kapoor , H. Kou , H. Liao , Z.-A. Liu¹² , V. Milosevic , F. Monti , R. Sharma , J. Tao , J. Thomas-Wilsker , J. Wang , H. Zhang , J. Zhao




State Key Laboratory of Nuclear Physics and Technology, Peking University, Beijing, China

A. Agapitos , Y. An , Y. Ban , C. Chen, A. Levin , C. Li , Q. Li , X. Lyu, Y. Mao, J. Peng, S.J. Qian , X. Sun , D. Wang , J. Xiao , H. Yang

Sun Yat-Sen University, Guangzhou, China

M. Lu , Z. You 





Institute of Modern Physics and Key Laboratory of Nuclear Physics and Ion-beam Application (MOE) - Fudan University, Shanghai, China

X. Gao⁴ , D. Leggat, H. Okawa , Y. Zhang 




Zhejiang University, Hangzhou, Zhejiang, China

Z. Lin , C. Lu , M. Xiao 

Universidad de Los Andes, Bogota, Colombia

C. Avila , D.A. Barbosa Trujillo, A. Cabrera , C. Florez , J. Fraga 

Universidad de Antioquia, Medellin, Colombia

J. Mejia Guisao , F. Ramirez , M. Rodriguez , J.D. Ruiz Alvarez 








University of Split, Faculty of Electrical Engineering, Mechanical Engineering and Naval Architecture, Split, Croatia

D. Giljanovic , N. Godinovic , D. Lelas , I. Puljak 

University of Split, Faculty of Science, Split, Croatia

Z. Antunovic, M. Kovac , T. Sculac 




Institute Rudjer Boskovic, Zagreb, Croatia

V. Brigljevic , B.K. Chitroda , D. Ferencek , S. Mishra , M. Roguljic , A. Starodumov¹³ , T. Susa 

University of Cyprus, Nicosia, Cyprus

A. Attikis , K. Christoforou , M. Kolosova , S. Konstantinou , J. Mousa , C. Nicolaou, F. Ptochos , P.A. Razis , H. Rykaczewski, H. Saka , A. Stepennov 

Charles University, Prague, Czech Republic

M. Finger¹³ , M. Finger Jr.¹³ , A. Kveton 

Escuela Politecnica Nacional, Quito, Ecuador

E. Ayala 



Universidad San Francisco de Quito, Quito, Ecuador

E. Carrera Jarrin 

Academy of Scientific Research and Technology of the Arab Republic of Egypt, Egyptian Network of High Energy Physics, Cairo, Egypt

A.A. Abdelalim^{14,15} , E. Salama^{16,17} 

Center for High Energy Physics (CHEP-FU), Fayoum University, El-Fayoum, Egypt

M. Abdullah Al-Mashad , M.A. Mahmoud 



















National Institute of Chemical Physics and Biophysics, Tallinn, Estonia

S. Bhowmik , R.K. Dewanjee , K. Ehataht , M. Kadastik , T. Lange , S. Nandan , C. Nielsen , J. Pata , M. Raidal , L. Tani , C. Veelken 

Department of Physics, University of Helsinki, Helsinki, Finland

P. Eerola , H. Kirschenmann , K. Osterberg , M. Voutilainen 




















Helsinki Institute of Physics, Helsinki, Finland

S. Bharthuar , E. Brücken , F. Garcia , J. Havukainen , M.S. Kim , R. Kinnunen , T. Lampén , K. Lassila-Perini , S. Lehti , T. Lindén , M. Lotti , L. Martikainen , M. Myllymäki , J. Ott , M.m. Rantanen , H. Siikonen , E. Tuominen , J. Tuominiemi 





























Lappeenranta-Lahti University of Technology, Lappeenranta, Finland

P. Luukka , H. Petrow , T. Tuuva 














IRFU, CEA, Université Paris-Saclay, Gif-sur-Yvette, France

C. Amendola , M. Besancon , F. Couderc , M. Dejardin , D. Denegri , J.L. Faure , F. Ferri , S. Ganjour , P. Gras , G. Hamel de Monchenault , P. Jarry , V. Lohezic , J. Malcles , J. Rander , A. Rosowsky , M.Ö. Sahin , A. Savoy-Navarro¹⁸ , P. Simkina , M. Titov 
























Laboratoire Leprince-Ringuet, CNRS/IN2P3, Ecole Polytechnique, Institut Polytechnique de Paris, Palaiseau, France

C. Baldenegro Barrera , F. Beaudette , A. Buchot Perraguin , P. Busson , A. Cappati , C. Charlot , F. Damas , O. Davignon , B. Diab , G. Falmagne , B.A. Fontana Santos Alves , S. Ghosh , R. Granier de Cassagnac , A. Hakimi , B. Harikrishnan , G. Liu , J. Motta , M. Nguyen , C. Ochando , L. Portales , R. Salerno , U. Sarkar , J.B. Sauvan , Y. Sirois , A. Tarabini , E. Vernazza , A. Zabi , A. Zghiche 




Université de Strasbourg, CNRS, IPHC UMR 7178, Strasbourg, France

J.-L. Agram¹⁹ , J. Andrea , D. Apparú , D. Bloch , G. Bourgatte , J.-M. Brom , E.C. Chabert , C. Collard , D. Darej , U. Goerlach , C. Grimault , A.-C. Le Bihan , P. Van Hove 



Institut de Physique des 2 Infinis de Lyon (IP2I), Villeurbanne, France

S. Beauceron , B. Blancon , G. Boudoul , A. Carle , N. Chanon , J. Choi , D. Contardo , P. Depasse , C. Dozen²⁰ , H. El Mamouni , J. Fay , S. Gascon , M. Gouzevitch , G. Grenier , B. Ille , I.B. Laktineh , M. Lethuillier , L. Mirabito , S. Perries , L. Torterotot , M. Vander Donckt , P. Verdier , S. Viret 























Georgian Technical University, Tbilisi, Georgia

D. Chokheli , I. Lomidze , Z. Tsamalaidze¹³ 










RWTH Aachen University, I. Physikalisches Institut, Aachen, Germany

V. Botta , L. Feld , K. Klein , M. Lipinski , D. Meuser , A. Pauls , N. Röwert , M. Teroerde 

RWTH Aachen University, III. Physikalisches Institut A, Aachen, Germany

S. Diekmann , A. Dodonova , N. Eich , D. Eliseev , M. Erdmann , P. Fackeldey , D. Fasanella , B. Fischer , T. Hebbeker , K. Hoepfner , F. Ivone , M.y. Lee , L. Mastrolorenzo, M. Merschmeyer , A. Meyer , S. Mondal , S. Mukherjee , D. Noll , A. Novak , F. Nowotny, A. Pozdnyakov , Y. Rath, W. Redjeb , H. Reithler , A. Schmidt , S.C. Schuler, A. Sharma , L. Vigilante, S. Wiedenbeck , S. Zaleski























RWTH Aachen University, III. Physikalisches Institut B, Aachen, Germany

C. Dziwok , G. Flügge , W. Haj Ahmad²¹ , O. Hlushchenko, T. Kress , A. Nowack , O. Pooth , A. Stahl , T. Ziemons , A. Zotz 























Deutsches Elektronen-Synchrotron, Hamburg, Germany

H. Aarup Petersen , M. Aldaya Martin , P. Asmuss, S. Baxter , M. Bayatmakou , O. Behnke , A. Bermúdez Martínez , S. Bhattacharya , A.A. Bin Anuar , F. Blekman²² , K. Borrás²³ , D. Brunner , A. Campbell , A. Cardini , C. Cheng, F. Colombina , S. Consuegra Rodríguez , G. Correia Silva , M. De Silva , L. Didukh , G. Eckerlin, D. Eckstein , L.I. Estevez Banos , O. Filatov , E. Gallo²² , A. Geiser , A. Giraldi , G. Greau, A. Grohsjean , V. Guglielmi , M. Guthoff , A. Jafari²⁴ , N.Z. Jomhari , B. Kaech , M. Kasemann , H. Kaveh , C. Kleinwort , R. Kogler , M. Komm , D. Krücker , W. Lange, D. Leyva Pernia , K. Lipka²⁵ , W. Lohmann²⁶ , R. Mankel , I.-A. Melzer-Pellmann , M. Mendizabal Morentin , J. Metwally, A.B. Meyer , G. Milella , M. Mormile , A. Mussgiller , A. Nürnberg , Y. Otariid, D. Pérez Adán , A. Raspereza , B. Ribeiro Lopes , J. Rübenach, A. Saggio , A. Saibel , M. Savitskyi , M. Scham^{27,23} , V. Scheurer, S. Schnake²³ , P. Schütze , C. Schwanenberger²² , M. Shchedrolosiev , R.E. Sosa Ricardo , D. Stafford, N. Tonon[†] , M. Van De Klundert , F. Vazzoler , A. Ventura Barroso , R. Walsh , D. Walter , Q. Wang , Y. Wen , K. Wichmann, L. Wiens²³ , C. Wissing , S. Wuchterl , Y. Yang , A. Zimmermann Castro Santos

University of Hamburg, Hamburg, Germany

A. Albrecht , S. Albrecht , M. Antonello , S. Bein , L. Benato , M. Bonanomi , P. Connor , K. De Leo , M. Eich, K. El Morabit , F. Feindt, A. Fröhlich, C. Garbers , E. Garutti , M. Hajheidari, J. Haller , A. Hinzmann , H.R. Jabusch , G. Kasioczka , P. Keicher, R. Klanner , W. Korcari , T. Kramer , V. Kutzner , F. Labe , J. Lange , A. Lobanov , C. Matthies , A. Mehta , L. Moureaux , M. Mrowietz, A. Nigamova , Y. Nissan, A. Paasch , K.J. Pena Rodriguez , T. Quadfasel , M. Rieger , O. Rieger, D. Savoiu , J. Schindler , P. Schleper , M. Schröder , J. Schwandt , M. Sommerhalder , H. Stadie , G. Steinbrück , A. Tews, M. Wolf









Karlsruher Institut fuer Technologie, Karlsruhe, Germany

S. Brommer , M. Burkart, E. Butz , R. Caspart , T. Chwalek , A. Dierlamm , A. Droll, N. Faltermann , M. Giffels , J.O. Gosewisch, A. Gottmann , F. Hartmann²⁸ , M. Horzela , U. Husemann , M. Klute , R. Koppenhöfer , A. Lintuluoto , S. Maier , S. Mitra , Th. Müller , M. Neukum, M. Oh , G. Quast , K. Rabbertz , J. Rauser, M. Schnepf, D. Seith, I. Shvetsov , H.J. Simonis , N. Trevisani , R. Ulrich , J. van der Linden , R.F. Von Cube , M. Wassmer , S. Wieland , R. Wolf , S. Wozniowski , S. Wunsch, X. Zuo




Institute of Nuclear and Particle Physics (INPP), NCSR Demokritos, Aghia Paraskevi, Greece

G. Anagnostou, P. Assiouras , G. Daskalakis , A. Kyriakis, A. Stakia 

National and Kapodistrian University of Athens, Athens, Greece

M. Diamantopoulou, D. Karasavvas, P. Kontaxakis , A. Manousakis-Katsikakis , A. Panagiotou, I. Papavergou , N. Saoulidou , K. Theofilatos , E. Tziaferi , K. Vellidis , I. Zisopoulos 

National Technical University of Athens, Athens, Greece

G. Bakas , T. Chatzistavrou, K. Kousouris , I. Papakrivopoulos , G. Tsipolitis, A. Zacharopoulou






University of Ioánnina, Ioánnina, Greece

K. Adamidis, I. Bestintzanos, I. Evangelou , C. Foudas, P. Gianneios , C. Kamtsikis, P. Katsoulis, P. Kokkas , P.G. Kosmoglou Kioseoglou , N. Manthos , I. Papadopoulos , J. Strologas 

MTA-ELTE Lendület CMS Particle and Nuclear Physics Group, Eötvös Loránd University, Budapest, Hungary

M. Csanád , K. Farkas , M.M.A. Gadallah²⁹ , S. Lökös³⁰ , P. Major , K. Mandal , G. Pásztor , A.J. Rádí³¹ , O. Surányi , G.I. Veres 


Wigner Research Centre for Physics, Budapest, Hungary

M. Bartók³² , G. Bencze, C. Hajdu , D. Horvath^{33,34} , F. Sikler , V. Veszpremi 




Institute of Nuclear Research ATOMKI, Debrecen, Hungary

N. Beni , S. Czellar, J. Karancsi³² , J. Molnar, Z. Szillasi, D. Teyssier 


















Institute of Physics, University of Debrecen, Debrecen, Hungary

P. Raics, B. Ujvari³⁵ 

Karoly Robert Campus, MATE Institute of Technology, Gyongyos, Hungary

T. Csorgo³¹ , F. Nemes³¹ , T. Novak 










Panjab University, Chandigarh, India

J. Babbar , S. Bansal , S.B. Beri, V. Bhatnagar , G. Chaudhary , S. Chauhan , N. Dhingra³⁶ , R. Gupta, A. Kaur , A. Kaur , H. Kaur , M. Kaur , S. Kumar , P. Kumari , M. Meena , K. Sandeep , T. Sheokand, J.B. Singh³⁷ , A. Singla , A. K. Viridi 














University of Delhi, Delhi, India

A. Ahmed , A. Bhardwaj , B.C. Choudhary , A. Kumar , M. Naimuddin , K. Ranjan , S. Saumya 


Saha Institute of Nuclear Physics, HBNI, Kolkata, India

S. Baradia , S. Barman³⁸ , S. Bhattacharya , D. Bhowmik, S. Dutta , S. Dutta, B. Gomber³⁹ , M. Maity³⁸ , P. Palit , G. Saha , B. Sahu , S. Sarkar




Indian Institute of Technology Madras, Madras, India

P.K. Behera , S.C. Behera , P. Kalbhor , J.R. Komaragiri⁴⁰ , D. Kumar⁴⁰ , A. Muhammad , L. Panwar⁴⁰ , R. Pradhan , P.R. Pujahari , A. Sharma , A.K. Sikdar , P.C. Tiwari⁴⁰ , S. Verma 

Bhabha Atomic Research Centre, Mumbai, India

K. Naskar⁴¹ 

Tata Institute of Fundamental Research-A, Mumbai, India

T. Aziz, I. Das , S. Dugad, M. Kumar , G.B. Mohanty , P. Suryadevara








Tata Institute of Fundamental Research-B, Mumbai, India

S. Banerjee , R. Chudasama , M. Guchait , S. Karmakar , S. Kumar , G. Majumder , K. Mazumdar , S. Mukherjee , A. Thachayath 




National Institute of Science Education and Research, An OCC of Homi Bhabha National Institute, Bhubaneswar, Odisha, India

S. Bahinipati⁴² , A.K. Das , C. Kar , P. Mal , T. Mishra , V.K. Muraleedharan Nair Bindhu⁴³ , A. Nayak⁴³ , P. Saha , S.K. Swain , D. Vats⁴³ 





Indian Institute of Science Education and Research (IISER), Pune, India

A. Alpana , S. Dube , B. Kansal , A. Laha , S. Pandey , A. Rastogi , S. Sharma 


Isfahan University of Technology, Isfahan, Iran

H. Bakhshiansohi^{44,45} , E. Khazaie⁴⁵ , M. Zeinali⁴⁶ 





























Institute for Research in Fundamental Sciences (IPM), Tehran, Iran

S. Chenarani⁴⁷ , S.M. Etesami , M. Khakzad , M. Mohammadi Najafabadi 





























University College Dublin, Dublin, Ireland

M. Grunewald 






INFN Sezione di Bari^a, Università di Bari^b, Politecnico di Bari^c, Bari, Italy

M. Abbrescia^{a,b} , R. Aly^{a,b,14} , C. Aruta^{a,b} , A. Colaleo^a , D. Creanza^{a,c} , N. De Filippis^{a,c} , M. De Palma^{a,b} , A. Di Florio^{a,b} , W. Elmetenawee^{a,b} , F. Errico^{a,b} , L. Fiore^a , G. Iaselli^{a,c} , M. Ince^{a,b} , G. Maggi^{a,c} , M. Maggi^a , I. Margjeka^{a,b} , V. Mastrapasqua^{a,b} , S. My^{a,b} , S. Nuzzo^{a,b} , A. Pellecchia^{a,b} , A. Pompili^{a,b} , G. Pugliese^{a,c} , R. Radogna^a , D. Ramos^a , A. Ranieri^a , G. Selvaggi^{a,b} , L. Silvestris^a , F.M. Simone^{a,b} , Ü. Sözbilir^a , A. Stamerra^a , R. Venditti^a , P. Verwilligen^a


















INFN Sezione di Bologna^a, Università di Bologna^b, Bologna, Italy

G. Abbiendi^a , C. Battilana^{a,b} , D. Bonacorsi^{a,b} , L. Borgonovi^a , L. Brigliadori^a , R. Campanini^{a,b} , P. Capiluppi^{a,b} , A. Castro^{a,b} , F.R. Cavallo^a , M. Cuffiani^{a,b} , G.M. Dallavalle^a , T. Diotallevi^{a,b} , F. Fabbri^a , A. Fanfani^{a,b} , P. Giacomelli^a , L. Giommi^{a,b} , C. Grandi^a , L. Guiducci^{a,b} , S. Lo Meo^{a,48} , L. Lunerti^{a,b} , S. Marcellini^a , G. Masetti^a , F.L. Navarria^{a,b} , A. Perrotta^a , F. Primavera^{a,b} , A.M. Rossi^{a,b} , T. Rovelli^{a,b} , G.P. Siroli^{a,b} 

INFN Sezione di Catania^a, Università di Catania^b, Catania, Italy

S. Costa^{a,b,49} , A. Di Mattia^a , R. Potenza^{a,b} , A. Tricomi^{a,b,49} , C. Tuve^{a,b} 

INFN Sezione di Firenze^a, Università di Firenze^b, Firenze, Italy

G. Barbagli^a , G. Bardelli^{a,b} , B. Camaiani^{a,b} , A. Cassese^a , R. Ceccarelli^{a,b} , V. Ciulli^{a,b} , C. Civinini^a , R. D'Alessandro^{a,b} , E. Focardi^{a,b} , G. Latino^{a,b} , P. Lenzi^{a,b} , M. Lizzo^{a,b} , M. Meschini^a , S. Paoletti^a , R. Seidita^{a,b} , G. Sguazzoni^a , L. Viliani^a 












INFN Laboratori Nazionali di Frascati, Frascati, Italy













L. Benussi , S. Bianco , S. Meola²⁸ , D. Piccolo 

INFN Sezione di Genova^a, Università di Genova^b, Genova, Italy







M. Bozzo^{a,b} , P. Chatagnon^a , F. Ferro^a , R. Mulargia^a , E. Robutti^a , S. Tosi^{a,b} 

INFN Sezione di Milano-Bicocca^a, Università di Milano-Bicocca^b, Milano, Italy























A. Benaglia^a , G. Boldrini^a , F. Brivio^{a,b} , F. Cetorelli^{a,b} , F. De Guio^{a,b} , M.E. Dinardo^{a,b} , P. Dini^a , S. Gennai^a , A. Ghezzi^{a,b} , P. Govoni^{a,b} , L. Guzzi^{a,b} 

M.T. Lucchini^{a,b} , M. Malberti^a , S. Malvezzi^a , A. Massironi^a , D. Menasce^a , L. Moroni^a , M. Paganoni^{a,b} , D. Pedrini^a , B.S. Pinolini^a, S. Ragazzi^{a,b} , N. Redaelli^a , T. Tabarelli de Fatis^{a,b} , D. Zuolo^{a,b} 












INFN Sezione di Napoli^a, Università di Napoli 'Federico II'^b, Napoli, Italy; Università della Basilicata^c, Potenza, Italy; Università G. Marconi^d, Roma, Italy

S. Buontempo^a , F. Carnevali^{a,b}, N. Cavallo^{a,c} , A. De Iorio^{a,b} , F. Fabozzi^{a,c} , A.O.M. Iorio^{a,b} , L. Lista^{a,b,50} , P. Paolucci^{a,28} , B. Rossi^a , C. Sciacca^{a,b} 















INFN Sezione di Padova^a, Università di Padova^b, Padova, Italy; Università di Trento^c, Trento, Italy

P. Azzi^a , N. Bacchetta^{a,51} , D. Bisello^{a,b} , P. Bortignon^a , A. Bragagnolo^{a,b} , P. Checchia^a , T. Dorigo^a , F. Gasparini^{a,b} , U. Gasparini^{a,b} , G. Govi^a, G. Grosso^a, L. Layer^{a,52}, E. Lusiani^a , M. Margoni^{a,b} , A.T. Meneguzzo^{a,b} , J. Pazzini^{a,b} , P. Ronchese^{a,b} , R. Rossin^{a,b} , F. Simonetto^{a,b} , G. Strong^a , M. Tosi^{a,b} , H. Yarar^{a,b}, M. Zanetti^{a,b} , P. Zotto^{a,b} , A. Zucchetta^{a,b} , G. Zumerle^{a,b} 




































INFN Sezione di Pavia^a, Università di Pavia^b, Pavia, Italy

S. Abu Zeid^{a,17} , C. Aimè^{a,b} , A. Braghieri^a , S. Calzaferri^{a,b} , D. Fiorina^{a,b} , P. Montagna^{a,b} , V. Re^a , C. Riccardi^{a,b} , P. Salvini^a , I. Vai^a , P. Vitulo^{a,b} 



INFN Sezione di Perugia^a, Università di Perugia^b, Perugia, Italy

P. Asenov^{a,53} , G.M. Bilei^a , D. Ciangottini^{a,b} , L. Fanò^{a,b} , M. Magherini^{a,b} , G. Mantovani^{a,b}, V. Mariani^{a,b} , M. Menichelli^a , F. Moscatelli^{a,53} , A. Piccinelli^{a,b} , M. Presilla^{a,b} , A. Rossi^{a,b} , A. Santocchia^{a,b} , D. Spiga^a , T. Tedeschi^{a,b} 






































INFN Sezione di Pisa^a, Università di Pisa^b, Scuola Normale Superiore di Pisa^c, Pisa, Italy; Università di Siena^d, Siena, Italy

P. Azzurri^a , G. Bagliesi^a , V. Bertacchi^{a,c} , R. Bhattacharya^a , L. Bianchini^{a,b} , T. Boccali^a , E. Bossini^{a,b} , D. Bruschini^{a,c} , R. Castaldi^a , M.A. Ciocci^{a,b} , V. D'Amante^{a,d} , R. Dell'Orso^a , M.R. Di Domenico^{a,d} , S. Donato^a , A. Giassi^a , F. Ligabue^{a,c} , G. Mandorli^{a,c} , D. Matos Figueiredo^a , A. Messineo^{a,b} , M. Musich^{a,b} , F. Palla^a , S. Parolia^{a,b} , G. Ramirez-Sanchez^{a,c} , A. Rizzi^{a,b} , G. Rolandi^{a,c} , S. Roy Chowdhury^a , T. Sarkar^a , A. Scribano^a , N. Shafiei^{a,b} , P. Spagnolo^a , R. Tenchini^a , G. Tonelli^{a,b} , N. Turini^{a,d} , A. Venturi^a , P.G. Verdini^a 



INFN Sezione di Roma^a, Sapienza Università di Roma^b, Roma, Italy

P. Barria^a , M. Campana^{a,b} , F. Cavallari^a , D. Del Re^{a,b} , E. Di Marco^a , M. Diemoz^a , E. Longo^{a,b} , P. Meridiani^a , G. Organtini^{a,b} , F. Pandolfi^a , R. Paramatti^{a,b} , C. Quaranta^{a,b} , S. Rahatlou^{a,b} , C. Rovelli^a , F. Santanastasio^{a,b} , L. Soffi^a , R. Tramontano^{a,b} 















INFN Sezione di Torino^a, Università di Torino^b, Torino, Italy; Università del Piemonte Orientale^c, Novara, Italy

N. Amapane^{a,b} , R. Arcidiacono^{a,c} , S. Argiro^{a,b} , M. Arneodo^{a,c} , N. Bartosik^a , R. Bellan^{a,b} , A. Bellora^{a,b} , C. Biino^a , N. Cartiglia^a , M. Costa^{a,b} , R. Covarelli^{a,b} , N. Demaria^a , M. Grippo^{a,b} , B. Kiani^{a,b} , F. Legger^a , C. Mariotti^a , S. Maselli^a , A. Mecca^{a,b} , E. Migliore^{a,b} , E. Monteil^{a,b} , M. Monteno^a , M.M. Obertino^{a,b} , G. Ortona^a , L. Pacher^{a,b} , N. Pastrone^a , M. Pelliccioni^a , M. Ruspa^{a,c} , K. Shchelina^a , F. Siviero^{a,b} , V. Sola^a , A. Solano^{a,b} , D. Soldi^{a,b} , A. Staiano^a , M. Tornago^{a,b} , D. Trocino^a , G. Umoret^{a,b} , A. Vagnerini^{a,b} 

INFN Sezione di Trieste^a, Università di Trieste^b, Trieste, Italy

S. Belforte^a , V. Candelise^{a,b} , M. Casarsa^a , F. Cossutti^a , A. Da Rold^{a,b} ,
G. Della Ricca^{a,b} , G. Sorrentino^{a,b} 




Kyungpook National University, Daegu, Korea

S. Dogra , C. Huh , B. Kim , D.H. Kim , G.N. Kim , J. Kim , J. Lee , S.W. Lee ,
C.S. Moon , Y.D. Oh , S.I. Pak , M.S. Ryu , S. Sekmen , Y.C. Yang 










Chonnam National University, Institute for Universe and Elementary Particles, Kwangju, Korea

H. Kim , D.H. Moon 

Hanyang University, Seoul, Korea

E. Asilar , T.J. Kim , J. Park 

Korea University, Seoul, Korea

S. Choi , S. Han , B. Hong , K. Lee , K.S. Lee , J. Lim , J. Park , S.K. Park , J. Yoo 

Kyung Hee University, Department of Physics, Seoul, Korea

J. Goh 

Sejong University, Seoul, Korea

H. S. Kim , Y. Kim , S. Lee 



Seoul National University, Seoul, Korea

J. Almond , J.H. Bhyun , J. Choi , S. Jeon , J. Kim , J.S. Kim , S. Ko , H. Kwon , H. Lee ,
S. Lee , B.H. Oh , S.B. Oh , H. Seo , U.K. Yang , I. Yoon 







University of Seoul, Seoul, Korea

W. Jang , D.Y. Kang , Y. Kang , D. Kim , S. Kim , B. Ko , J.S.H. Lee , Y. Lee , J.A. Merlin ,
I.C. Park , Y. Roh , D. Song , I.J. Watson , S. Yang 



Yonsei University, Department of Physics, Seoul, Korea

S. Ha , H.D. Yoo 





Sungkyunkwan University, Suwon, Korea

M. Choi , M.R. Kim , H. Lee , Y. Lee , Y. Lee , I. Yu 

College of Engineering and Technology, American University of the Middle East (AUM), Dasman, Kuwait

T. Beyrouthy , Y. Maghrbi 





Riga Technical University, Riga, Latvia

K. Dreimanis , G. Pikurs , M. Seidel , V. Veckalns 








Vilnius University, Vilnius, Lithuania

M. Ambrozas , A. Carvalho Antunes De Oliveira , A. Juodagalvis , A. Rinkevicius ,
G. Tamulaitis 

National Centre for Particle Physics, Universiti Malaya, Kuala Lumpur, Malaysia

N. Bin Norjoharuddeen , S.Y. Hoh⁵⁴ , I. Yusuff⁵⁴ , Z. Zolkapli 

Universidad de Sonora (UNISON), Hermosillo, Mexico

J.F. Benitez , A. Castaneda Hernandez , H.A. Encinas Acosta , L.G. Gallegos Maríñez ,
M. León Coello , J.A. Murillo Quijada , A. Sehrawat , L. Valencia Palomo 

Centro de Investigacion y de Estudios Avanzados del IPN, Mexico City, Mexico

G. Ayala , H. Castilla-Valdez , I. Heredia-De La Cruz⁵⁵ , R. Lopez-Fernandez 

C.A. Mondragon Herrera, D.A. Perez Navarro , A. Sánchez Hernández 

Universidad Iberoamericana, Mexico City, Mexico

C. Oropeza Barrera , F. Vazquez Valencia 

Benemerita Universidad Autonoma de Puebla, Puebla, Mexico

I. Pedraza , H.A. Salazar Ibarguen , C. Uribe Estrada 

University of Montenegro, Podgorica, Montenegro

I. Bubanja, J. Mijuskovic⁵⁶ , N. Raicevic 








National Centre for Physics, Quaid-I-Azam University, Islamabad, Pakistan

A. Ahmad , M.I. Asghar, A. Awais , M.I.M. Awan, M. Gul , H.R. Hoorani ,
W.A. Khan , M. Shoaib , M. Waqas 






AGH University of Science and Technology Faculty of Computer Science, Electronics and Telecommunications, Krakow, Poland

V. Avati, L. Grzanka , M. Malawski 

National Centre for Nuclear Research, Swierk, Poland

H. Bialkowska , M. Bluj , B. Boimska , M. Górski , M. Kazana , M. Szleper ,
P. Zalewski 

Institute of Experimental Physics, Faculty of Physics, University of Warsaw, Warsaw, Poland

K. Bunkowski , K. Doroba , A. Kalinowski , M. Konecki , J. Krolikowski 





























Laboratório de Instrumentação e Física Experimental de Partículas, Lisboa, Portugal

M. Araujo , P. Bargassa , D. Bastos , A. Boletti , P. Faccioli , M. Gallinaro , J. Hollar ,
N. Leonardo , T. Niknejad , M. Pisano , J. Seixas , J. Varela 

VINCA Institute of Nuclear Sciences, University of Belgrade, Belgrade, Serbia

P. Adzic⁵⁷ , M. Dordevic , P. Milenovic , J. Milosevic 













Centro de Investigaciones Energéticas Medioambientales y Tecnológicas (CIEMAT), Madrid, Spain

M. Aguilar-Benitez, J. Alcaraz Maestre , A. Álvarez Fernández , M. Barrio Luna, Cristina F. Bedoya , C.A. Carrillo Montoya , M. Cepeda , M. Cerrada , N. Colino ,
B. De La Cruz , A. Delgado Peris , D. Fernández Del Val , J.P. Fernández Ramos ,
J. Flix , M.C. Fouz , O. Gonzalez Lopez , S. Goy Lopez , J.M. Hernandez ,
M.I. Josa , J. León Holgado , D. Moran , C. Perez Dengra , A. Pérez-Calero Yzquierdo ,
J. Puerta Pelayo , I. Redondo , D.D. Redondo Ferrero , L. Romero, S. Sánchez Navas ,
J. Sastre , L. Urda Gómez , J. Vazquez Escobar , C. Willmott













Universidad Autónoma de Madrid, Madrid, Spain

J.F. de Trocóniz 

Universidad de Oviedo, Instituto Universitario de Ciencias y Tecnologías Espaciales de Asturias (ICTEA), Oviedo, Spain



B. Alvarez Gonzalez , J. Cuevas , J. Fernandez Menendez , S. Folgueras , I. Gonzalez Caballero , J.R. González Fernández , E. Palencia Cortezon , C. Ramón Álvarez ,
V. Rodríguez Bouza , A. Soto Rodríguez , A. Trapote , C. Vico Villalba 

Instituto de Física de Cantabria (IFCA), CSIC-Universidad de Cantabria, Santander, Spain

J.A. Brochero Cifuentes , I.J. Cabrillo , A. Calderon , J. Duarte Campderros , M. Fernandez , C. Fernandez Madrazo , A. García Alonso, G. Gomez , C. Lasiosa García ,
C. Martinez Rivero , P. Martinez Ruiz del Arbol , F. Matorras , P. Matorras Cuevas 

J. Piedra Gomez , C. Prieels, A. Ruiz-Jimeno , L. Scodellaro , I. Vila , J.M. Vizan Garcia 

University of Colombo, Colombo, Sri Lanka

M.K. Jayananda , B. Kailasapathy⁵⁸ , D.U.J. Sonnadara , D.D.C. Wickramarathna 


University of Ruhuna, Department of Physics, Matara, Sri Lanka

W.G.D. Dharmaratna , K. Liyanage , N. Perera , N. Wickramage 





































CERN, European Organization for Nuclear Research, Geneva, Switzerland

D. Abbaneo , J. Alimena , E. Auffray , G. Auzinger , J. Baechler, P. Baillon[†], D. Barney , J. Bendavid , M. Bianco , B. Bilin , A. Bocci , E. Brondolin , C. Caillol , T. Camporesi , G. Cerminara , N. Chernyavskaya , S.S. Chhibra , S. Choudhury, M. Cipriani , L. Cristella , D. d'Enterria , A. Dabrowski , A. David , A. De Roeck , M.M. Defranchis , M. Deile , M. Dobson , M. Dünser , N. Dupont, F. Fallavollita⁵⁹, A. Florent , L. Forthomme , G. Franzoni , W. Funk , S. Ghosh , S. Giani, D. Gigi, K. Gill , F. Glege , L. Gouskos , E. Govorkova , M. Haranko , J. Hegeman , V. Innocente , T. James , P. Janot , J. Kaspar , J. Kieseler , N. Kratochwil , S. Laurila , P. Lecoq , E. Leutgeb , C. Lourenço , B. Maier , L. Malgeri , M. Mannelli , A.C. Marini , F. Meijers , S. Mersi , E. Meschi , F. Moortgat , M. Mulders , S. Orfanelli, L. Orsini, F. Pantaleo , E. Perez, M. Peruzzi , A. Petrilli , G. Petrucciani , A. Pfeiffer , M. Pierini , D. Piparo , M. Pitt , H. Qu , T. Quast, D. Rabady , A. Racz, G. Reales Gutiérrez, M. Rovere , H. Sakulin , J. Salfeld-Nebgen , S. Scarfi , M. Selvaggi , A. Sharma , P. Silva , P. Sphicas⁶⁰ , A.G. Stahl Leiton , S. Summers , K. Tatar , V.R. Tavolaro , D. Treille , P. Tropea , A. Tsirou, J. Wanczyk⁶¹ , K.A. Wozniak , W.D. Zeuner
























Paul Scherrer Institut, Villigen, Switzerland

L. Caminada⁶² , A. Ebrahimi , W. Erdmann , R. Horisberger , Q. Ingram , H.C. Kaestli , D. Kotlinski , C. Lange , M. Missiroli⁶² , L. Noehte⁶² , T. Rohe 



ETH Zurich - Institute for Particle Physics and Astrophysics (IPA), Zurich, Switzerland

T.K. Aarrestad , K. Androsov⁶¹ , M. Backhaus , P. Berger, A. Calandri , K. Datta , A. De Cosa , G. Dissertori , M. Dittmar, M. Donegà , F. Eble , M. Galli , K. Gedia , F. Glessgen , T.A. Gómez Espinosa , C. Grab , D. Hits , W. Lustermann , A.-M. Lyon , R.A. Manzoni , L. Marchese , C. Martin Perez , A. Mascellani⁶¹ , F. Nessi-Tedaldi , J. Niedziela , F. Pauss , V. Perovic , S. Pigazzini , M.G. Ratti , M. Reichmann , C. Reissel , T. Reitenspiess , B. Ristic , F. Riti , D. Ruini, D.A. Sanz Becerra , J. Steggemann⁶¹ , D. Valsecchi²⁸ , R. Wallny 











Universität Zürich, Zurich, Switzerland

C. Amsler⁶³ , P. Bäertschi , C. Botta , D. Brzhechko, M.F. Canelli , K. Cormier , A. De Wit , R. Del Burgo, J.K. Heikkilä , M. Huwiler , W. Jin , A. Jofrehei , B. Kilminster , S. Leontsinis , S.P. Liechti , A. Macchiolo , P. Meiring , V.M. Mikuni , U. Molinatti , I. Neutelings , A. Reimers , P. Robmann, S. Sanchez Cruz , K. Schweiger , M. Senger , Y. Takahashi 

National Central University, Chung-Li, Taiwan

C. Adloff⁶⁴, C.M. Kuo, W. Lin, P.K. Rout , S.S. Yu 





















National Taiwan University (NTU), Taipei, Taiwan

L. Ceard, Y. Chao , K.F. Chen , P.s. Chen, H. Cheng , W.-S. Hou , R. Khurana, G. Kole , Y.y. Li , R.-S. Lu , E. Paganis , A. Psallidas, A. Steen , H.y. Wu, E. Yazgan , P.r. Yu

Chulalongkorn University, Faculty of Science, Department of Physics, Bangkok, Thailand

C. Asawatrangtrakuldee , N. Srimanobhas 

Çukurova University, Physics Department, Science and Art Faculty, Adana, Turkey

D. Agyel , F. Boran , Z.S. Demiroglu , F. Dolek , I. Dumanoglu⁶⁵ , E. Eskut ,
Y. Guler⁶⁶ , E. Gurpinar Guler⁶⁶ , C. Isik , O. Kara, A. Kayis Topaksu , U. Kiminsu ,
G. Onengut , K. Ozdemir⁶⁷ , A. Polatoz , A.E. Simsek , B. Tali⁶⁸ , U.G. Tok ,
S. Turkcapar , E. Uslan , I.S. Zorbakir 

Middle East Technical University, Physics Department, Ankara, Turkey

G. Karapinar⁶⁹, K. Ocalan⁷⁰ , M. Yalvac⁷¹ 

Bogazici University, Istanbul, Turkey

B. Akgun , I.O. Atakisi , E. Gülmez , M. Kaya⁷² , O. Kaya⁷³ , S. Tekten⁷⁴ 


Istanbul Technical University, Istanbul, Turkey

A. Cakir , K. Cankocak⁶⁵ , Y. Komurcu , S. Sen⁶⁵ 


Istanbul University, Istanbul, Turkey

O. Aydilek , S. Cerci⁶⁸ , B. Hacisahinoglu , I. Hos⁷⁵ , B. Isildak⁷⁶ , B. Kaynak ,
S. Ozkorucuklu , C. Simsek , D. Sunar Cerci⁶⁸ 
















Institute for Scintillation Materials of National Academy of Science of Ukraine, Kharkiv, Ukraine

B. Grynyov 



















National Science Centre, Kharkiv Institute of Physics and Technology, Kharkiv, Ukraine

L. Levchuk 



































University of Bristol, Bristol, United Kingdom

D. Anthony , E. Bhal , J.J. Brooke , A. Bundock , E. Clement , D. Cussans ,
H. Flacher , M. Glowacki, J. Goldstein , G.P. Heath, H.F. Heath , L. Kreczko ,
B. Krikler , S. Paramesvaran , S. Seif El Nasr-Storey, V.J. Smith , N. Stylianou⁷⁷ ,
K. Walkingshaw Pass, R. White 




Rutherford Appleton Laboratory, Didcot, United Kingdom

A.H. Ball, K.W. Bell , A. Belyaev⁷⁸ , C. Brew , R.M. Brown , D.J.A. Cockerill ,
C. Cooke , K.V. Ellis, K. Harder , S. Harper , M.-L. Holmberg⁷⁹ , Sh. Jain , J. Linacre ,
K. Manolopoulos, D.M. Newbold , E. Olaiya, D. Petyt , T. Reis , G. Salvi , T. Schuh,
C.H. Shepherd-Themistocleous , I.R. Tomalin , T. Williams 

Imperial College, London, United Kingdom

R. Bainbridge , P. Bloch , S. Bonomally, J. Borg , C.E. Brown , O. Buchmuller, V. Cacchio,
V. Cepaitis , G.S. Chahal⁸⁰ , D. Colling , J.S. Dancu, P. Dauncey , G. Davies , J. Davies,
M. Della Negra , S. Fayer, G. Fedi , G. Hall , M.H. Hassanshahi , A. Howard, G. Iles ,
J. Langford , L. Lyons , A.-M. Magnan , S. Malik, A. Martelli , M. Mieskolainen ,
D.G. Monk , J. Nash⁸¹ , M. Pesaresi, B.C. Radburn-Smith , D.M. Raymond, A. Richards,
A. Rose , E. Scott , C. Seez , R. Shukla , A. Tapper , K. Uchida , G.P. Uttley ,
L.H. Vage, T. Virdee²⁸ , M. Vojinovic , N. Wardle , S.N. Webb , D. Winterbottom 

Brunel University, Uxbridge, United Kingdom

K. Coldham, J.E. Cole , A. Khan, P. Kyberd , I.D. Reid 

Baylor University, Waco, Texas, USA

S. Abdullin , A. Brinkerhoff , B. Caraway , J. Dittmann , K. Hatakeyama , A.R. Kanu-
ganti , B. McMaster , M. Saunders , S. Sawant , C. Sutantawibul , J. Wilson 

















Catholic University of America, Washington, DC, USA

R. Bartek , A. Dominguez , R. Uniyal , A.M. Vargas Hernandez 






















The University of Alabama, Tuscaloosa, Alabama, USA

S.I. Cooper , D. Di Croce , S.V. Gleyzer , C. Henderson , C.U. Perez , P. Rumerio⁸² ,
C. West 


















Boston University, Boston, Massachusetts, USA

A. Akpinar , A. Albert , D. Arcaro , C. Cosby , Z. Demiragli , C. Erice ,
E. Fontanesi , D. Gastler , S. May , J. Rohlf , K. Salyer , D. Sperka , D. Spitzbart ,
I. Suarez , A. Tsatsos , S. Yuan 















Brown University, Providence, Rhode Island, USA

G. Benelli , B. Burkle , X. Coubez²³ , D. Cutts , M. Hadley , U. Heintz , J.M. Hogan⁸³ ,
T. Kwon , G. Landsberg , K.T. Lau , D. Li , J. Luo , M. Narain , N. Pervan ,
S. Sagir⁸⁴ , F. Simpson , E. Usai , W.Y. Wong , X. Yan , D. Yu , W. Zhang 










University of California, Davis, Davis, California, USA

J. Bonilla , C. Brainerd , R. Breedon , M. Calderon De La Barca Sanchez , M. Chertok ,
J. Conway , P.T. Cox , R. Erbacher , G. Haza , F. Jensen , O. Kukral , G. Mocellin ,
M. Mulhearn , D. Pellett , B. Regnery , Y. Yao , F. Zhang 
























University of California, Los Angeles, California, USA

M. Bachtis , R. Cousins , A. Datta , D. Hamilton , J. Hauser , M. Ignatenko ,
M.A. Iqbal , T. Lam , E. Manca , W.A. Nash , S. Regnard , D. Saltzberg , B. Stone ,
V. Valuev 























University of California, Riverside, Riverside, California, USA

R. Clare , J.W. Gary , M. Gordon , G. Hanson , G. Karapostoli , O.R. Long ,
N. Manganeli , W. Si , S. Wimpenny 















University of California, San Diego, La Jolla, California, USA

J.G. Branson , P. Chang , S. Cittolin , S. Cooperstein , D. Diaz , J. Duarte ,
R. Gerosa , L. Giannini , J. Guiang , R. Kansal , V. Krutelyov , R. Lee , J. Letts ,
M. Masciovecchio , F. Mokhtar , M. Pieri , B.V. Sathia Narayanan , V. Sharma ,
M. Tadel , E. Vourliotis , F. Würthwein , Y. Xiang , A. Yagil 














University of California, Santa Barbara - Department of Physics, Santa Barbara, California, USA

N. Amin , C. Campagnari , M. Citron , G. Collura , A. Dorsett , V. Dutta ,
J. Incandela , M. Kilpatrick , J. Kim , A.J. Li , P. Masterson , H. Mei , M. Oshiro ,
M. Quinnan , J. Richman , U. Sarica , R. Schmitz , F. Setti , J. Sheplock , P. Siddireddy ,
D. Stuart , S. Wang 







California Institute of Technology, Pasadena, California, USA

A. Bornheim , O. Cerri , I. Dutta , A. Latorre , J.M. Lawhorn , N. Lu , J. Mao ,
H.B. Newman , T. Q. Nguyen , M. Spiropulu , J.R. Vlimant , C. Wang , S. Xie ,
R.Y. Zhu 

Carnegie Mellon University, Pittsburgh, Pennsylvania, USA


















J. Alison , S. An , M.B. Andrews , P. Bryant , T. Ferguson , A. Harilal , C. Liu ,
T. Mudholkar , S. Murthy , M. Paulini , A. Roberts , A. Sanchez , W. Terrill 

University of Colorado Boulder, Boulder, Colorado, USA







































































J.P. Cumalat , W.T. Ford , A. Hassani , G. Karathanasis , E. MacDonald , F. Marini 

A. Perloff , C. Savard , N. Schonbeck , K. Stenson , K.A. Ulmer , S.R. Wagner ,
N. Zipper 


















Cornell University, Ithaca, New York, USA

J. Alexander , S. Bright-Thonney , X. Chen , D.J. Cranshaw , J. Fan , X. Fan ,
D. Gadkari , S. Hogan , J. Monroy , J.R. Patterson , D. Quach , J. Reichert ,
M. Reid , A. Ryd , J. Thom , P. Wittich , R. Zou 

Fermi National Accelerator Laboratory, Batavia, Illinois, USA

M. Albrow , M. Alyari , G. Apollinari , A. Apresyan , L.A.T. Bauerdick , D. Berry ,
J. Berryhill , P.C. Bhat , K. Burkett , J.N. Butler , A. Canepa , G.B. Cerati ,
H.W.K. Cheung , F. Chlebana , K.F. Di Petrillo , J. Dickinson , V.D. Elvira , Y. Feng ,
J. Freeman , A. Gandrakota , Z. Gecse , L. Gray , D. Green , S. Grünendahl ,
D. Guerrero , O. Gutsche , R.M. Harris , R. Heller , T.C. Herwig , J. Hirschauer ,
L. Horyn , B. Jayatilaka , S. Jindariani , M. Johnson , U. Joshi , T. Klijsma ,
B. Klima , K.H.M. Kwok , S. Lammel , D. Lincoln , R. Lipton , T. Liu , C. Madrid ,
K. Maeshima , C. Mantilla , D. Mason , P. McBride , P. Merkel , S. Mrenna ,
S. Nahn , J. Ngadiuba , D. Noonan , V. Papadimitriou , N. Pastika , K. Pedro ,
C. Pena⁸⁵ , F. Ravera , A. Reinsvold Hall⁸⁶ , L. Ristori , E. Sexton-Kennedy ,
N. Smith , A. Soha , L. Spiegel , J. Strait , L. Taylor , S. Tkaczyk , N.V. Tran ,
L. Uplegger , E.W. Vaandering , I. Zoi 







University of Florida, Gainesville, Florida, USA

P. Avery , D. Bourilkov , L. Cadamuro , V. Cherepanov , R.D. Field, M. Kim,
E. Koenig , J. Konigsberg , A. Korytov , K.H. Lo, K. Matchev , N. Menendez , G. Mit-
selmakher , A. Muthirakalayil Madhu , N. Rawal , D. Rosenzweig , S. Rosenzweig ,
K. Shi , J. Wang , Z. Wu 



















Florida State University, Tallahassee, Florida, USA

T. Adams , A. Askew , R. Habibullah , V. Hagopian , T. Kolberg , G. Martinez,
H. Prosper , O. Viazlo , M. Wulansatiti , R. Yohay , J. Zhang

Florida Institute of Technology, Melbourne, Florida, USA

M.M. Baarmand , S. Butalla , T. Elkafrawy¹⁷ , M. Hohlmann , R. Kumar Verma ,
M. Rahmani, F. Yumiceva 












University of Illinois at Chicago (UIC), Chicago, Illinois, USA

M.R. Adams , H. Becerril Gonzalez , R. Cavanaugh , S. Dittmer , O. Evdokimov ,
C.E. Gerber , D.J. Hofman , D. S. Lemos , A.H. Merrit , C. Mills , G. Oh , T. Roy ,
S. Rudrabhatla , M.B. Tonjes , N. Varelas , X. Wang , Z. Ye , J. Yoo 


















The University of Iowa, Iowa City, Iowa, USA

M. Alhusseini , K. Dilsiz⁸⁷ , L. Emediato , R.P. Gandrajula , G. Karaman ,
O.K. Köseyan , J.-P. Merlo, A. Mestvirishvili⁸⁸ , J. Nachtman , O. Neogi, H. Ogul⁸⁹ ,
Y. Onel , A. Penzo , C. Snyder, E. Tiras⁹⁰ 

Johns Hopkins University, Baltimore, Maryland, USA






O. Amram , B. Blumenfeld , L. Corcodilos , J. Davis , A.V. Gritsan , S. Kyriacou ,
P. Maksimovic , J. Roskes , S. Sekhar , M. Swartz , T.Á. Vámi 

The University of Kansas, Lawrence, Kansas, USA

A. Abreu , L.F. Alcerro Alcerro , J. Anguiano , P. Baringer , A. Bean , Z. Flowers ,
T. Isidori , J. King , G. Krintiras , M. Lazarovits , C. Le Mahieu , C. Lindsey,
J. Marquez , N. Minafra , M. Murray , M. Nickel , C. Rogan , C. Royon 

R. Salvatico , S. Sanders , C. Smith , Q. Wang , J. Williams , G. Wilson 









Kansas State University, Manhattan, Kansas, USA

B. Allmond , S. Duric, A. Ivanov , K. Kaadze , D. Kim, Y. Maravin , T. Mitchell, A. Modak, K. Nam, D. Roy 















Lawrence Livermore National Laboratory, Livermore, California, USA

F. Rebassoo , D. Wright 








University of Maryland, College Park, Maryland, USA

E. Adams , A. Baden , O. Baron, A. Belloni , A. Bethani , S.C. Eno , N.J. Hadley , S. Jabeen , R.G. Kellogg , T. Koeth , Y. Lai , S. Lascio , A.C. Mignerey , S. Nabili , C. Palmer , C. Papageorgakis , L. Wang , K. Wong


Massachusetts Institute of Technology, Cambridge, Massachusetts, USA

D. Abercrombie, W. Busza , I.A. Cali , Y. Chen , M. D'Alfonso , J. Eysermans , C. Freer , G. Gomez-Ceballos , M. Goncharov, P. Harris, M. Hu , D. Kovalskyi , J. Krupa , Y.-J. Lee , K. Long , C. Mironov , C. Paus , D. Rankin , C. Roland , G. Roland , Z. Shi , G.S.F. Stephans , J. Wang, Z. Wang , B. Wyslouch , T. J. Yang 

University of Minnesota, Minneapolis, Minnesota, USA

R.M. Chatterjee, B. Crossman , A. Evans , J. Hiltbrand , B.M. Joshi , C. Kapsiak , M. Krohn , Y. Kubota , J. Mans , M. Revering , R. Rusack , R. Saradhy , N. Schroeder , N. Strobbe , M.A. Wadud

University of Mississippi, Oxford, Mississippi, USA

L.M. Cremaldi 









University of Nebraska-Lincoln, Lincoln, Nebraska, USA

K. Bloom , M. Bryson, D.R. Claes , C. Fangmeier , L. Finco , F. Golf , C. Joo , R. Kamalieddin, I. Kravchenko , I. Reed , J.E. Siado , G.R. Snow[†], W. Tabb , A. Wightman , F. Yan , A.G. Zecchinelli






State University of New York at Buffalo, Buffalo, New York, USA

G. Agarwal , H. Bandyopadhyay , L. Hay , I. Iashvili , A. Kharchilava , C. McLean , M. Morris , D. Nguyen , J. Pekkanen , S. Rappoccio , A. Williams












Northeastern University, Boston, Massachusetts, USA

G. Alverson , E. Barberis , Y. Haddad , Y. Han , A. Krishna , J. Li , J. Lidrych , G. Madigan , B. Marzocchi , D.M. Morse , V. Nguyen , T. Orimoto , A. Parker , L. Skinnari , A. Tishelman-Charny , T. Wamorkar , B. Wang , A. Wisecarver , D. Wood


Northwestern University, Evanston, Illinois, USA

S. Bhattacharya , J. Bueghly, Z. Chen , A. Gilbert , K.A. Hahn , Y. Liu , N. Odell , M.H. Schmitt , M. Velasco



















University of Notre Dame, Notre Dame, Indiana, USA

R. Band , R. Bucci, M. Cremonesi, A. Das , R. Goldouzian , M. Hildreth , K. Hurtado Anampa , C. Jessop , K. Lannon , J. Lawrence , N. Loukas , L. Lutton , J. Mariano, N. Marinelli, I. Mcalister, T. McCauley , C. Mcgrady , K. Mohrman , C. Moore , Y. Musienko¹³ , R. Ruchti , A. Townsend , M. Wayne , H. Yockey, M. Zarucki , L. Zygala

The Ohio State University, Columbus, Ohio, USA

B. Bylsma, M. Carrigan , L.S. Durkin , B. Francis , C. Hill , M. Joyce , A. Lesauvage ,
M. Nunez Ornelas , K. Wei, B.L. Winer , B. R. Yates 




















Princeton University, Princeton, New Jersey, USA

F.M. Addesa , P. Das , G. Dezoort , P. Elmer , A. Frankenthal , B. Greenberg ,
N. Haubrich , S. Higginbotham , A. Kalogeropoulos , G. Kopp , S. Kwan , D. Lange ,
D. Marlow , K. Mei , I. Ojalvo , J. Olsen , D. Stickland , C. Tully 

University of Puerto Rico, Mayaguez, Puerto Rico, USA

S. Malik , S. Norberg
















Purdue University, West Lafayette, Indiana, USA

A.S. Bakshi , V.E. Barnes , R. Chawla , S. Das , L. Gutay, M. Jones , A.W. Jung ,
D. Kondratyev , A.M. Koshy, M. Liu , G. Negro , N. Neumeister , G. Paspalaki ,
S. Piperov , A. Purohit , J.F. Schulte , M. Stojanovic , J. Thieman , F. Wang ,
R. Xiao , W. Xie 












Purdue University Northwest, Hammond, Indiana, USA

J. Dolen , N. Parashar 

Rice University, Houston, Texas, USA

D. Acosta , A. Baty , T. Carnahan , M. Decaro, S. Dildick , K.M. Ecklund ,
P.J. Fernández Manteca , S. Freed, P. Gardner, F.J.M. Geurts , A. Kumar , W. Li ,
B.P. Padley , R. Redjimi, J. Rotter , W. Shi , S. Yang , E. Yigitbasi , L. Zhang⁹¹,
Y. Zhang 

















University of Rochester, Rochester, New York, USA

A. Bodek , P. de Barbaro , R. Demina , J.L. Dulemba , C. Fallon, T. Ferbel , M. Galanti,
A. Garcia-Bellido , O. Hindrichs , A. Khukhunaishvili , E. Ranken , R. Taus ,
G.P. Van Onsem 

The Rockefeller University, New York, New York, USA

K. Goulianos 














Rutgers, The State University of New Jersey, Piscataway, New Jersey, USA

B. Chiarito, J.P. Chou , Y. Gershtein , E. Halkiadakis , A. Hart , M. Heindl ,
D. Jaroslawski , O. Karacheban²⁶ , I. Laflotte , A. Lath , R. Montalvo, K. Nash,
M. Osherson , H. Routray , S. Salur , S. Schnetzer, S. Somalwar , R. Stone ,
S.A. Thayil , S. Thomas, H. Wang 

University of Tennessee, Knoxville, Tennessee, USA

H. Acharya, A.G. Delannoy , S. Fiorendi , T. Holmes , E. Nibigira , S. Spanier 










Texas A&M University, College Station, Texas, USA

O. Bouhali⁹² , M. Dalchenko , A. Delgado , R. Eusebi , J. Gilmore , T. Huang ,
T. Kamon⁹³ , H. Kim , S. Luo , S. Malhotra, R. Mueller , D. Overton , D. Rathjens ,
A. Safonov 

Texas Tech University, Lubbock, Texas, USA

N. Akchurin , J. Damgov , V. Hegde , K. Lamichhane , S.W. Lee , T. Mengke,
S. Muthumuni , T. Peltola , I. Volobouev , A. Whitbeck 

Vanderbilt University, Nashville, Tennessee, USA

E. Appelt , S. Greene, A. Gurrola , W. Johns , A. Melo , F. Romeo , P. Sheldon ,
S. Tuo , J. Velkovska , J. Viinikainen 






















University of Virginia, Charlottesville, Virginia, USA

B. Cardwell , B. Cox , G. Cummings , J. Hakala , R. Hirosky , A. Ledovskoy ,
A. Li , C. Neu , C.E. Perez Lara , B. Tannenwald 

Wayne State University, Detroit, Michigan, USA

P.E. Karchin , N. Poudyal 

University of Wisconsin - Madison, Madison, Wisconsin, USA

S. Banerjee , K. Black , T. Bose , S. Dasu , I. De Bruyn , P. Everaerts , C. Galloni,
H. He , M. Herndon , A. Herve , C.K. Koraka , A. Lanaro, A. Loeliger , R. Loveless ,
J. Madhusudanan Sreekala , A. Mallampalli , A. Mohammadi , S. Mondal, G. Parida ,
D. Pinna, A. Savin, V. Shang , V. Sharma , W.H. Smith , D. Teague, H.F. Tsoi ,
W. Vetens 

Authors affiliated with an institute or an international laboratory covered by a cooperation agreement with CERN

S. Afanasiev , V. Andreev , Yu. Andreev , T. Aushev , M. Azarkin , A. Babaev ,
A. Belyaev , V. Blinov⁹⁴, E. Boos , V. Borshch , D. Budkouski , V. Bunichev ,
V. Chekhovsky, R. Chistov⁹⁴ , A. Dermenev , T. Dimova⁹⁴ , I. Dremin , M. Dubinin⁸⁵ ,
L. Dudko , V. Epshteyn , G. Gavrilo , V. Gavrilo , S. Gninenko , V. Golovtsov ,
N. Golubev , I. Golutvin , I. Gorbunov , V. Ivanchenko , Y. Ivanov , V. Kachanov ,
L. Kardapoltsev⁹⁴ , V. Karjavine , A. Karneyeu , V. Kim⁹⁴ , M. Kirakosyan, D. Kirpich-
nikov , M. Kirsanov , V. Klyukhin , O. Kodolova⁹⁵ , D. Konstantinov , V. Korenkov ,
A. Kozyrev⁹⁴ , N. Krasnikov , E. Kuznetsova⁹⁶ , A. Lanev , P. Levchenko , A. Litomin,
O. Lukina , N. Lychkovskaya , V. Makarenko , A. Malakhov , V. Matveev⁹⁴ ,
V. Murzin , A. Nikitenko⁹⁷ , S. Obraztsov , A. Oskin, I. Ovtin⁹⁴ , V. Palichik ,
P. Parygin , V. Perelygin , S. Petrushanko , S. Polikarpov⁹⁴ , V. Popov, E. Popova ,
O. Radchenko⁹⁴ , M. Savina , V. Savrin , D. Selivanova , V. Shalaev , S. Shmatov ,
S. Shulha , Y. Skovpen⁹⁴ , S. Slabospitskii , V. Smirnov , A. Snigirev , D. Sosnov ,
V. Sulimov , E. Tcherniaev , A. Terkulov , O. Teryaev , I. Tlisova , M. Toms ,
A. Toropin , L. Uvarov , A. Uzunian , E. Vlasov , A. Vorobyev, N. Voytishin ,
B.S. Yuldashev⁹⁸, A. Zarubin , I. Zhizhin , A. Zhokin 

†: Deceased

¹Also at Yerevan State University, Yerevan, Armenia

²Also at TU Wien, Vienna, Austria

³Also at Institute of Basic and Applied Sciences, Faculty of Engineering, Arab Academy for Science, Technology and Maritime Transport, Alexandria, Egypt

⁴Also at Université Libre de Bruxelles, Bruxelles, Belgium

⁵Also at Universidade Estadual de Campinas, Campinas, Brazil

⁶Also at Federal University of Rio Grande do Sul, Porto Alegre, Brazil

⁷Also at UFMS, Nova Andradina, Brazil

⁸Also at The University of the State of Amazonas, Manaus, Brazil

⁹Also at University of Chinese Academy of Sciences, Beijing, China

¹⁰Also at Nanjing Normal University Department of Physics, Nanjing, China

¹¹Now at The University of Iowa, Iowa City, Iowa, USA

¹²Also at University of Chinese Academy of Sciences, Beijing, China

¹³Also at an institute or an international laboratory covered by a cooperation agreement with CERN

¹⁴Also at Helwan University, Cairo, Egypt

¹⁵Now at Zewail City of Science and Technology, Zewail, Egypt

-
- ¹⁶Also at British University in Egypt, Cairo, Egypt
- ¹⁷Now at Ain Shams University, Cairo, Egypt
- ¹⁸Also at Purdue University, West Lafayette, Indiana, USA
- ¹⁹Also at Université de Haute Alsace, Mulhouse, France
- ²⁰Also at Department of Physics, Tsinghua University, Beijing, China
- ²¹Also at Erzincan Binali Yildirim University, Erzincan, Turkey
- ²²Also at University of Hamburg, Hamburg, Germany
- ²³Also at RWTH Aachen University, III. Physikalisches Institut A, Aachen, Germany
- ²⁴Also at Isfahan University of Technology, Isfahan, Iran
- ²⁵Also at Bergische University Wuppertal (BUW), Wuppertal, Germany
- ²⁶Also at Brandenburg University of Technology, Cottbus, Germany
- ²⁷Also at Forschungszentrum Jülich, Juelich, Germany
- ²⁸Also at CERN, European Organization for Nuclear Research, Geneva, Switzerland
- ²⁹Also at Physics Department, Faculty of Science, Assiut University, Assiut, Egypt
- ³⁰Also at Karoly Robert Campus, MATE Institute of Technology, Gyongyos, Hungary
- ³¹Also at Wigner Research Centre for Physics, Budapest, Hungary
- ³²Also at Institute of Physics, University of Debrecen, Debrecen, Hungary
- ³³Also at Institute of Nuclear Research ATOMKI, Debrecen, Hungary
- ³⁴Now at Universitatea Babeş-Bolyai - Facultatea de Fizica, Cluj-Napoca, Romania
- ³⁵Also at Faculty of Informatics, University of Debrecen, Debrecen, Hungary
- ³⁶Also at Punjab Agricultural University, Ludhiana, India
- ³⁷Also at UPES - University of Petroleum and Energy Studies, Dehradun, India
- ³⁸Also at University of Visva-Bharati, Santiniketan, India
- ³⁹Also at University of Hyderabad, Hyderabad, India
- ⁴⁰Also at Indian Institute of Science (IISc), Bangalore, India
- ⁴¹Also at Indian Institute of Technology (IIT), Mumbai, India
- ⁴²Also at IIT Bhubaneswar, Bhubaneswar, India
- ⁴³Also at Institute of Physics, Bhubaneswar, India
- ⁴⁴Also at Deutsches Elektronen-Synchrotron, Hamburg, Germany
- ⁴⁵Now at Department of Physics, Isfahan University of Technology, Isfahan, Iran
- ⁴⁶Also at Sharif University of Technology, Tehran, Iran
- ⁴⁷Also at Department of Physics, University of Science and Technology of Mazandaran, Behshahr, Iran
- ⁴⁸Also at Italian National Agency for New Technologies, Energy and Sustainable Economic Development, Bologna, Italy
- ⁴⁹Also at Centro Siciliano di Fisica Nucleare e di Struttura Della Materia, Catania, Italy
- ⁵⁰Also at Scuola Superiore Meridionale, Università di Napoli 'Federico II', Napoli, Italy
- ⁵¹Also at Fermi National Accelerator Laboratory, Batavia, Illinois, USA
- ⁵²Also at Università di Napoli 'Federico II', Napoli, Italy
- ⁵³Also at Consiglio Nazionale delle Ricerche - Istituto Officina dei Materiali, Perugia, Italy
- ⁵⁴Also at Department of Applied Physics, Faculty of Science and Technology, Universiti Kebangsaan Malaysia, Bangi, Malaysia
- ⁵⁵Also at Consejo Nacional de Ciencia y Tecnología, Mexico City, Mexico
- ⁵⁶Also at IRFU, CEA, Université Paris-Saclay, Gif-sur-Yvette, France
- ⁵⁷Also at Faculty of Physics, University of Belgrade, Belgrade, Serbia
- ⁵⁸Also at Trincomalee Campus, Eastern University, Sri Lanka, Nilaveli, Sri Lanka
- ⁵⁹Also at INFN Sezione di Pavia, Università di Pavia, Pavia, Italy
- ⁶⁰Also at National and Kapodistrian University of Athens, Athens, Greece
- ⁶¹Also at Ecole Polytechnique Fédérale Lausanne, Lausanne, Switzerland

- ⁶²Also at Universität Zürich, Zurich, Switzerland
- ⁶³Also at Stefan Meyer Institute for Subatomic Physics, Vienna, Austria
- ⁶⁴Also at Laboratoire d'Annecy-le-Vieux de Physique des Particules, IN2P3-CNRS, Annecy-le-Vieux, France
- ⁶⁵Also at Near East University, Research Center of Experimental Health Science, Mersin, Turkey
- ⁶⁶Also at Konya Technical University, Konya, Turkey
- ⁶⁷Also at Izmir Bakircay University, Izmir, Turkey
- ⁶⁸Also at Adiyaman University, Adiyaman, Turkey
- ⁶⁹Also at Istanbul Gedik University, Istanbul, Turkey
- ⁷⁰Also at Necmettin Erbakan University, Konya, Turkey
- ⁷¹Also at Bozok Universitetesi Rektörlüğü, Yozgat, Turkey
- ⁷²Also at Marmara University, Istanbul, Turkey
- ⁷³Also at Milli Savunma University, Istanbul, Turkey
- ⁷⁴Also at Kafkas University, Kars, Turkey
- ⁷⁵Also at Istanbul University - Cerrahpasa, Faculty of Engineering, Istanbul, Turkey
- ⁷⁶Also at Yildiz Technical University, Istanbul, Turkey
- ⁷⁷Also at Vrije Universiteit Brussel, Brussel, Belgium
- ⁷⁸Also at School of Physics and Astronomy, University of Southampton, Southampton, United Kingdom
- ⁷⁹Also at University of Bristol, Bristol, United Kingdom
- ⁸⁰Also at IPPP Durham University, Durham, United Kingdom
- ⁸¹Also at Monash University, Faculty of Science, Clayton, Australia
- ⁸²Also at Università di Torino, Torino, Italy
- ⁸³Also at Bethel University, St. Paul, Minnesota, USA
- ⁸⁴Also at Karamanoğlu Mehmetbey University, Karaman, Turkey
- ⁸⁵Also at California Institute of Technology, Pasadena, California, USA
- ⁸⁶Also at United States Naval Academy, Annapolis, Maryland, USA
- ⁸⁷Also at Bingol University, Bingol, Turkey
- ⁸⁸Also at Georgian Technical University, Tbilisi, Georgia
- ⁸⁹Also at Sinop University, Sinop, Turkey
- ⁹⁰Also at Erciyes University, Kayseri, Turkey
- ⁹¹Also at Institute of Modern Physics and Key Laboratory of Nuclear Physics and Ion-beam Application (MOE) - Fudan University, Shanghai, China
- ⁹²Also at Texas A&M University at Qatar, Doha, Qatar
- ⁹³Also at Kyungpook National University, Daegu, Korea
- ⁹⁴Also at another institute or international laboratory covered by a cooperation agreement with CERN
- ⁹⁵Also at Yerevan Physics Institute, Yerevan, Armenia
- ⁹⁶Also at University of Florida, Gainesville, Florida, USA
- ⁹⁷Also at Imperial College, London, United Kingdom
- ⁹⁸Also at Institute of Nuclear Physics of the Uzbekistan Academy of Sciences, Tashkent, Uzbekistan