

# Measurement of the $H$ to $ZZ$ branching fraction at a 350 GeV and 3 TeV CLIC

N. Vukašinović<sup>✉</sup>,\* I. Božović-Jelisavčić, G. Kačarević<sup>✉</sup>, G. Milutinović-Dumbelović, T. Agatonović-Jovin, and I. Smiljanić<sup>✉</sup>

(CLICdp Collaboration)

“VINČA” Institute of Nuclear Sciences—National Institute of the Republic of Serbia,  
University of Belgrade, 11001 Belgrade, Serbia

M. Radulović and J. Stevanović<sup>✉</sup>

University of Kragujevac, Faculty of Science, 34000 Kragujevac, Serbia



(Received 11 February 2022; accepted 7 April 2022; published 19 May 2022)

In this paper we investigate the prospects for measuring the branching fraction of the Standard Model Higgs boson decay into a pair of  $Z$  bosons at the future Compact Linear Collider (CLIC) at 350 GeV and 3 TeV center-of-mass energies. Studies are performed using a detailed simulation of the detector for CLIC, taking into consideration all relevant physics and beam-induced background processes. It is shown that the product of the Higgs production cross section and the branching fraction  $\text{BR}(H \rightarrow ZZ^*)$  can be measured with a relative statistical uncertainty of 20% (3.0%) at a center-of-mass energy of 350 GeV (3 TeV) using semileptonic final states, assuming an integrated luminosity of  $1 \text{ ab}^{-1}$  ( $5 \text{ ab}^{-1}$ ).

DOI: [10.1103/PhysRevD.105.092008](https://doi.org/10.1103/PhysRevD.105.092008)

## I. INTRODUCTION

As a staged  $e^+e^-$  collider, the Compact Linear Collider (CLIC) can provide a comprehensive physics program of measurements in the Higgs sector. The large samples of data accumulated from all energy stages enable precise measurements of the Higgs couplings, mass, and width. Center-of-mass energies above 1 TeV enhance measurements of the Higgs self-coupling as well as the sensitivity to probe beyond the Standard Model physics (BSM) in the Higgs sector. As it is designed to operate at the highest center-of-mass energies of any proposed  $e^+e^-$  collider project, and having the option of up to 80% electron beam polarization, CLIC offers an extensive set of key physics measurements of the Higgs sector.

In general, it is important to measure the Higgs couplings with the highest possible precision. Most of the BSM models predict Higgs couplings to electroweak bosons to deviate from the Standard Model (SM) predictions at the order of a percent [1]. As discussed in [2], a global fit to data from all

energy stages allows extraction of the Higgs couplings with the required precision.

So far,  $\text{BR}(H \rightarrow ZZ^*)$  has only been studied in detail at 1.4 TeV center-of-mass energy [3], with an estimate made for 3 TeV center-of-mass energy on the basis of luminosity scaling. Although of lower precision than the high-energy measurements, the 350 GeV data will complete the set of Higgs branching fraction measurements at CLIC, serving as input to a global fit of the Higgs couplings in the effective field theory (EFT) approach [4].

In this paper we determine the CLIC statistical precision to measure the  $H \rightarrow ZZ^*$  branching ratio at 350 GeV and 3 TeV center-of-mass energies in the semileptonic final state, using the full simulation of experimental conditions. The semileptonic final state is chosen because its irreducible background is lower than that of the hadronic final state.

The paper is organized as follows: A detector for CLIC is described in Secs. II and III lists possible Higgs production mechanisms at CLIC, while Secs. IV–VI provide details on event samples, the analysis methods, and predicted statistical precision of the measurements.

## II. THE CLIC\_ILD DETECTOR MODEL

The CLIC\_ILD detector [5], based on the International Large Detector (ILD) detector concept for International Linear Collider (ILC) [6], has been modified for the experimental conditions at CLIC. More recently, the

\*nvukasinovic@vin.bg.ac.rs

Published by the American Physical Society under the terms of the [Creative Commons Attribution 4.0 International license](https://creativecommons.org/licenses/by/4.0/). Further distribution of this work must maintain attribution to the author(s) and the published article's title, journal citation, and DOI. Funded by SCOAP<sup>3</sup>.

CLICdet detector concept [7] has been developed. Both detector concepts use fine-grained electromagnetic and hadronic calorimeters (ECAL and HCAL) optimized for the particle flow algorithm (PFA) employed in event reconstruction [8]. Muon momentum resolution is required to be  $\sigma(p_t/p_t^2) \sim 2 \cdot 10^{-5} \text{ GeV}^{-1}$  [5], while the jet-energy resolution ranges between 3.5% and 5% depending on the jet energy [5]. The latter is considered crucial for separation of nearby jets from Higgs,  $W$ , and  $Z$  bosons. Differences between the detector models are found to have no significant impact on the statistical precision of the measurements discussed in this paper.

### III. HIGGS PRODUCTION MECHANISMS AT CLIC

CLIC operation is expected to be staged at three center-of-mass energies: 380 (350) GeV, 1.5 TeV, and 3 TeV. The currently anticipated lowest energy stage of CLIC is 380 GeV.<sup>1</sup> The studies presented in this paper are performed at 350 GeV, with results scaled to the updated integrated luminosities at 380 GeV from [9]. The first stage enables precision measurement in both the Higgs and the top-quark sectors. Taking into account beam polarization, CLIC will produce about  $4.5 \cdot 10^6$  Higgs bosons combining data from all energy stages [10]. As illustrated at Fig. 1 [2], the main Higgs production mechanism in the first stage is Higgsstrahlung ( $HZ$ ), while at around 500 GeV center-of-mass energy  $WW$  fusion ( $H\nu_e\bar{\nu}_e$ ) starts to dominate. The cross section for the Higgsstrahlung process at 350 GeV is 129 fb, while at 3 TeV the cross section for Higgs production in  $WW$  fusion is 415.05 fb. The branching fraction for the  $H \rightarrow ZZ^*$  decay is 2.89% [11]. The expected number of  $HZ$  events in which the primary  $Z$  decays hadronically is around  $9.3 \times 10^4$  in  $1 \text{ ab}^{-1}$  of unpolarized data. The expected number of  $H\nu_e\bar{\nu}_e$  events is around  $2 \times 10^6$  in  $5 \text{ ab}^{-1}$  of unpolarized data. The above estimates assume a realistic CLIC luminosity spectrum with initial state radiation (ISR) included. The CLIC accelerator baseline design foresees sharing the running time for  $-80\%$  and  $+80\%$   $e^-$  polarization in the ratio 80:20 at 1.5 TeV and 3 TeV, while the ratio 50:50 is assumed at 380 GeV, with no  $e^+$  polarization at any stage [9]. These assumed polarization schemes will collectively be referred to as *beam polarization* throughout the text. Because of the chiral nature of the charged-current interaction,  $WW$  fusion is much more affected by the  $e^-$  polarization than is the Higgsstrahlung process. With the proposed polarization scheme, the cross section for  $WW$  fusion will increase by a factor of  $\sim 1.5$  [9]. The impact of the beam polarization on the statistical precision of the  $\sigma(H\nu\bar{\nu}) \times \text{BR}(H \rightarrow ZZ^*)$  measurement at 3 TeV center-of-mass energy is discussed in Sec. VI.

<sup>1</sup>The 380 GeV center-of-mass energy is considered the optimum energy for the first stage as it enables both Higgsstrahlung and top-quark measurements above the  $t\bar{t}$  threshold.

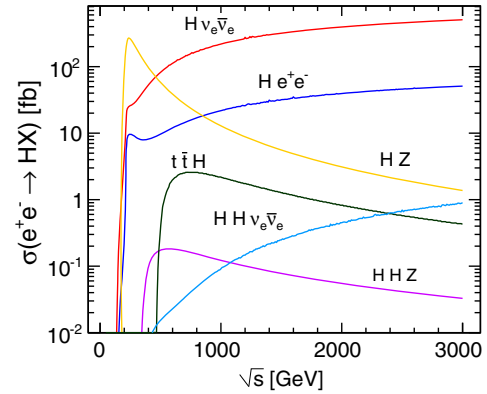


FIG. 1. Unpolarized cross sections as a function of center-of-mass energy for the main Higgs production processes at an  $e^+e^-$  collider, assuming a Higgs boson mass of 126 GeV [2].

### IV. EVENT SAMPLES AND PRESELECTION

#### A. Event samples

Signal and background events are simulated using the WHIZARD1.95 event generator [12]. The processes of hadronization and fragmentation of final-state quarks and gluons are simulated using PYTHIA6.4 [13]. The Higgs boson mass is assumed to be 126 GeV in the simulations. The CLIC luminosity spectrum and interactions between beams are obtained using GUINEAPIG1.4.4 [14], while hadron production from beamstrahlung photons is simulated with PYTHIA6.4. The list of the signal and background processes considered are given in Tables I(a) and I(b) at 350 GeV and 3 TeV, respectively. Note that processes involving photons from beamstrahlung are not considered as a background at 350 GeV due to the fact that these processes are much less pronounced at lower center-of-mass energies and thus contribute negligibly to this study. However, in order to simulate a realistic experimental environment at CLIC, the hadronic background from beamstrahlung is overlaid before the digitization phase on the reconstructed signal and background events at all center-of-mass energies. At 3 TeV, simulation of the background process  $e^-e^+ \rightarrow q\bar{q}l^+l^-\nu\bar{\nu}$  was available only at the generator level. Approximately 99.8% of these events can be removed by considering optimized intervals of the Higgs mass and off-shell  $Z$  mass. It is estimated that fewer than  $30q\bar{q}l^+l^-\nu\bar{\nu}$  events will remain in  $5 \text{ ab}^{-1}$  of data, which has a negligible impact on the statistical uncertainty of the branching fraction measurement.

Interactions with the detector are simulated using the CLIC\_ILD detector model within the MOKKA simulation package [15] using the GEANT4 framework [16]. Event reconstruction is based on the PFA implemented in the PANDORA toolkit [17]. Particles are reconstructed as particle-flow objects (PFOs) by combining the information from different subdetectors. For the jet clustering, the  $k_T$  algorithm [18] is used in the exclusive mode,

TABLE I. Processes considered with the corresponding cross sections, expected number of events, and simulated sample size ( $N_{\text{sim}}$ ) at (a) 350 GeV and (b) 3 TeV center-of-mass energies. For signal candidates,  $N_{\text{sim}}$  only includes events having two truth-linked<sup>a</sup> leptons (electrons or muons).

Signal process	$\sigma(\text{fb})$	$N_{1 \text{ ab}^{-1}}$	$N_{\text{sim}}$
(a)			
$e^-e^+ \rightarrow HZ; Z \rightarrow q\bar{q}, H \rightarrow ZZ^*, ZZ^* \rightarrow q\bar{q}l^+l^- (l = e, \mu)$	0.24	240	17721
Background processes	$\sigma(\text{fb})$	$N_{1 \text{ ab}^{-1}} \cdot 10^3$	$N_{\text{sim}} \cdot 10^3$
$e^-e^+ \rightarrow HZ; Z \rightarrow q\bar{q}, H \rightarrow \text{others}$	7.0	7.0	77
$e^-e^+ \rightarrow HZ; Z \rightarrow q\bar{q}, H \rightarrow WW \rightarrow 4q$	10.5	10.5	12
$e^-e^+ \rightarrow HZ; Z \rightarrow \mu^+\mu^-, H \rightarrow \text{others}$	2.3	2.3	85
$e^-e^+ \rightarrow HZ; Z \rightarrow e^+e^-, H \rightarrow \text{others}$	2.3	2.3	85
$e^-e^+ \rightarrow HZ; Z \rightarrow \mu^+\mu^-, H \rightarrow WW \rightarrow 4q$	0.7	0.7	14
$e^-e^+ \rightarrow HZ; Z \rightarrow e^+e^-, H \rightarrow WW \rightarrow 4q$	0.7	0.7	14
$e^-e^+ \rightarrow q\bar{q}q\bar{q}l^+l^-$	4.5	4.5	44
$e^-e^+ \rightarrow qq\bar{q}\bar{q}$	5847	5800	191
$e^-e^+ \rightarrow q\bar{q}l^+l^-$	1704	1700	746
Signal process	$\sigma(\text{fb})$	$N_{5 \text{ ab}^{-1}}$	$N_{\text{sim}}$
(b)			
$e^-e^+ \rightarrow H\nu\bar{\nu}; H \rightarrow ZZ^*, ZZ^* \rightarrow q\bar{q}l^+l^- (l = e, \mu)$	1.13	5650	16752
Background processes	$\sigma(\text{fb})$	$N_{5 \text{ ab}^{-1}} \cdot 10^3$	$N_{\text{sim}} \cdot 10^3$
$e^-e^+ \rightarrow H\nu\bar{\nu}; H \rightarrow WW, WW \rightarrow 4q$	43	218	219
$e^-e^+ \rightarrow H\nu\bar{\nu}; H \rightarrow b\bar{b}$	233	1200	1100
$e^-e^+ \rightarrow H\nu\bar{\nu}; H \rightarrow c\bar{c}$	11.7	58.5	52
$e^-e^+ \rightarrow H\nu\bar{\nu}; H \rightarrow gg$	35.2	176	128
$e^-e^+ \rightarrow H\nu\bar{\nu}; H \rightarrow \text{others}$	91	452	465
$e^-e^+ \rightarrow q\bar{q}l^+l^-$	3320	16600	2000
$e^-e^+ \rightarrow qq\bar{q}\bar{q}$	5561	27800	3100
$e^-e^+ \rightarrow q\bar{q}\nu\bar{\nu}$	1317	6600	569
$\gamma\gamma \rightarrow q\bar{q}l^+l^-$	20293	135700	2500
$\gamma\gamma \rightarrow q\bar{q}$	112039	517400	1000
$e^\pm\gamma \rightarrow q\bar{q}e$	20661	60300	462
$e^\pm\gamma \rightarrow qq\nu$	36832	138300	692
$e^-e^+ \rightarrow q\bar{q}l^+l^-\nu\bar{\nu}$	3.4	17	10

<sup>a</sup>Truth-linking refers to the association of the reconstructed particles, in this case of a lepton pair, with generated decay products of a Higgs boson.

implemented in the FASTJET processor [19]. The Isolated Lepton Finder Marlin processor [20] is used for isolated lepton ( $e, \mu$ ) identification. Tagging of beauty and charm jets is performed with the LCFIPlus processor [21]. The TMVA package [22] is used for the multivariate classification (MVA) of signal and background events using their kinematic properties. The simulation, reconstruction, and analyses are carried out with the ILDIRAC framework [23].

## B. Preselection

The analyses consist of a loose preselection followed by a MVA based selection. The preselection requirement for measurements at both 350 GeV and 3 TeV is that exactly two isolated leptons of the same flavor and opposite charge (electrons or muons) are found per event. Lepton

isolation is optimized according to track energy, the ratio of energies deposited in the electromagnetic and hadronic calorimeters as well as the impact parameters of the lepton tracks.

Electrons and muons originating from  $ZZ^*$  decays have energies that are much higher than the energy of a typical PFO in a jet, as illustrated in Fig. 2. The selection is optimized in such a way that muons and electrons are required to have an energy of at least 5 GeV (6 GeV) at 350 GeV (3 TeV).

Charged leptons from the  $Z$  decay are required to be consistent with production at the primary vertex. Because of this fact the range of impact parameter components has been optimized as well. The three-dimensional (3D) ( $R_0$ ) impact parameter can be decomposed into longitudinal ( $z_0$ ) and transverse ( $d_0$ ) components. In a signal event,

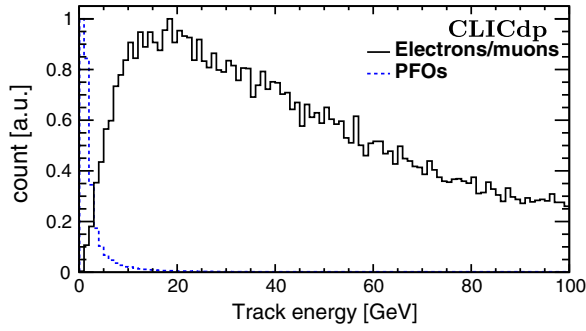


FIG. 2. Energy of the reconstructed signal leptons (solid line) and other reconstructed PFO objects (dashed line) in signal events, at 3 TeV center-of-mass energy.

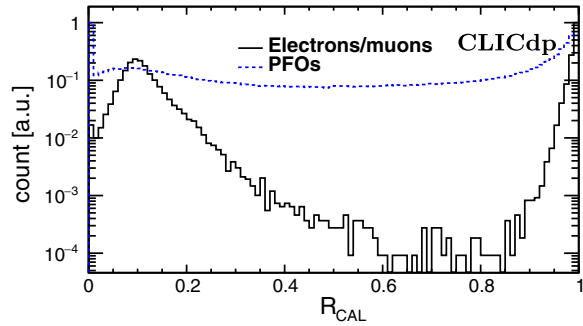


FIG. 3. Calorimeter energy ratio  $R_{\text{CAL}}$  [Eq. (1)] of reconstructed electrons and muons (solid line) and other reconstructed particles (dashed line), for signal at 3 TeV center-of-mass energy.

electrons and muons will have significantly smaller impact parameters than other reconstructed particles.<sup>2</sup> Thus it is required:  $d_0 < 0.02$  mm and  $z_0 < 0.02$  mm at 350 GeV and  $d_0 < 0.02$  mm,  $z_0 < 0.03$  mm, and  $R_0 < 0.03$  mm at 3 TeV center-of-mass energies.

Muons can be distinguished from electrons using the ratio  $R_{\text{CAL}}$  of energy deposits in ECAL and HCAL:

$$R_{\text{CAL}} = E_{\text{ECAL}} / (E_{\text{ECAL}} + E_{\text{HCAL}}). \quad (1)$$

Because electrons are contained within the ECAL, they peak at  $R_{\text{CAL}} = 1$ . Muons deposit a minimal amount of energy throughout the calorimeters and have a peak at  $R_{\text{CAL}} = 0.1$ . This is illustrated in Fig. 3 for a reconstructed signal at 3 TeV center-of-mass energy. In order to remove particles that do not behave as electrons or muons in the calorimeters, the calorimeter energy ratio  $R_{\text{CAL}}$  is required to be ( $R_{\text{CAL}} < 0.35$ ) or ( $R_{\text{CAL}} > 0.9$ ) at 350 GeV and ( $R_{\text{CAL}} > 0.94$ ) or ( $0.02 < R_{\text{CAL}} < 0.35$ ) at 3 TeV center-of-mass energies.

<sup>2</sup>This is particularly the case if compared with the impact parameter of beamstrahlung products ( $\gamma_{\text{BS}}\gamma_{\text{BS}} \rightarrow \text{hadrons}$ ) or particles from heavy quark jets from  $Z \rightarrow q\bar{q}$  decays.

Finally, the leptons from the signal are required to be isolated from other activity within an event. Lepton tracks are required to satisfy two-dimensional requirements on cone energy vs lepton energy, where the cone energy sums up all particle energies, in a cone size of approximately  $6^\circ$  around the isolated lepton track. The isolation requirement is

$$E_{\text{cone}}^2 < B \cdot E_{\text{trk}} + C, \quad (2)$$

where  $E_{\text{trk}}$  and  $E_{\text{cone}}$  are lepton energy and cone energy, respectively, while the parameters  $B$  and  $C$  optimized to achieve efficient isolation of signal leptons are found to be  $B = 48$  GeV and  $C = 16$  GeV<sup>2</sup> at 350 GeV and  $B = 20$  GeV and  $C = -20$  GeV<sup>2</sup> at 3 TeV center-of-mass energies. Figure 4 shows the energy within a cone size of  $6^\circ$  around a lepton track, as a function of a lepton energy, at 350 GeV [Fig. 4(a)] and 3 TeV [Figure 4(b)].

PFOs that are not identified as isolated leptons are clustered into jets. This is achieved using the FASTJET implementation of the  $k_{\text{T}}$  algorithm. Events are forced into four (two) jets at 350 GeV (3 TeV) center-of-mass energy. The distance parameter  $R$  corresponding to the effective jet width is chosen to be 1.1 at 350 GeV and 0.7 at 3 TeV. Reconstructed leptons and jets are combined to form  $Z$  boson candidates. At 3 TeV, the di-jet or di-lepton with the

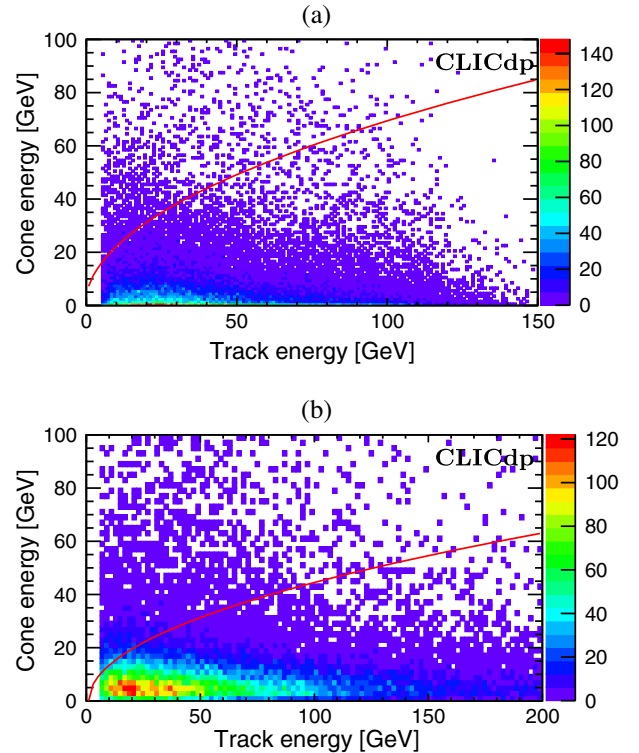


FIG. 4. Cone energy as a function of reconstructed lepton energy (a) at 350 GeV and (b) at 3 TeV center-of-mass energy. The red line represents the polynomial distribution from Eq. (2), separating the isolated lepton from other particles in an event.

TABLE II. Summary of preselection efficiencies for signal and background with number of events that pass preselection ( $N_{\text{preSEL}}$ ), in the considered samples and with expected integrated luminosities at (a) 350 GeV and (b) 3 TeV.

Signal process	$\epsilon_{\text{preSEL}}(\%)$	$N_{\text{preSEL}}@1\text{ab}^{-1}$	$N_{\text{preSEL}}$
(a)			
$e^-e^+ \rightarrow HZ; Z \rightarrow q\bar{q}, H \rightarrow ZZ^*, ZZ^* \rightarrow q\bar{q}l^+l^- (l = e, \mu)$	77	185	13645
Background processes			
$e^-e^+ \rightarrow HZ; Z \rightarrow q\bar{q}, H \rightarrow \text{others}$	0.37	26	285
$e^-e^+ \rightarrow HZ; Z \rightarrow q\bar{q}, H \rightarrow WW \rightarrow 4q$	0.42	44	50
$e^-e^+ \rightarrow HZ; Z \rightarrow \mu^+\mu^-, H \rightarrow \text{others}$	61	1421	51850
$e^-e^+ \rightarrow HZ; Z \rightarrow e^+e^-, H \rightarrow \text{others}$	62	1445	52700
$e^-e^+ \rightarrow HZ; Z \rightarrow \mu^+\mu^-, H \rightarrow WW \rightarrow 4q$	59.6	417	8344
$e^-e^+ \rightarrow HZ; Z \rightarrow e^+e^-, H \rightarrow WW \rightarrow 4q$	60.4	423	8456
$e^-e^+ \rightarrow q\bar{q}q\bar{q}l^+l^-$	21	939	9240
$e^-e^+ \rightarrow qq\bar{q}q$	0.32	18560	611
$e^-e^+ \rightarrow q\bar{q}l^+l^-$	11.4	193800	85044
(b)			
Signal processes			
$e^-e^+ \rightarrow H\nu\bar{\nu}; H \rightarrow ZZ^*, ZZ^* \rightarrow q\bar{q}l^+l^- (l = e, \mu)$	67	3788	11224
Background process			
$e^-e^+ \rightarrow H\nu\bar{\nu}; H \rightarrow WW, WW \rightarrow 4q$	1.7	371	372
$e^-e^+ \rightarrow H\nu\bar{\nu}; H \rightarrow b\bar{b}$	0.6	720	660
$e^-e^+ \rightarrow H\nu\bar{\nu}; H \rightarrow c\bar{c}$	0.6	35	31
$e^-e^+ \rightarrow H\nu\bar{\nu}; H \rightarrow gg$	0.9	158	115
$e^-e^+ \rightarrow H\nu\bar{\nu}; H \rightarrow \text{others}$	45	20340	20925
$e^-e^+ \rightarrow q\bar{q}l^+l^-$	7.5	124500	15000
$e^-e^+ \rightarrow qq\bar{q}l$	3	83400	9300
$e^-e^+ \rightarrow q\bar{q}\nu\bar{\nu}$	0.7	4620	398
$\gamma\gamma \rightarrow q\bar{q}l^+l^-$	11	1500000	27500
$\gamma\gamma \rightarrow q\bar{q}$	1	517400	1000
$e^\pm\gamma \rightarrow q\bar{q}e$	8.8	530640	4066
$e^\pm\gamma \rightarrow qq\nu$	1.4	193620	968

higher invariant mass is considered to be an on-shell  $Z$  boson, while the other fermionic pair forms the off-shell  $Z^*$  boson. At 350 GeV the invariant mass combination of di-jet and di-lepton pairs that is closest to the simulated Higgs boson mass (126 GeV) is taken as a Higgs candidate with the other pair of quarks considered as the radiated (primary)  $Z$  boson.<sup>3</sup>

With the criteria described above, the preselection efficiencies for the signal are 77% and 67% at 350 GeV and 3 TeV, respectively. Preselection efficiencies for signal and background processes are given in Table II(a) at

<sup>3</sup>Though the proposed reconstruction of primary  $Z$  and Higgs boson is rather simple, in comparison to the usual  $\chi^2$  minimization of difference of the reconstructed invariant masses with respect to the nominal ones [2], the method works well since the distribution of difference of the selected reconstructed Higgs boson masses and the generated one is rather narrow (RMS < 5 GeV), so the choice of the combination with closest-to-minimal mass difference seems optimal.

350 GeV and in Table II(b) at 3 TeV. Signal efficiencies of the isolation curves are 93% and 86% at 350 GeV and 3 TeV center-of-mass energies. This is due to the fact that isolation efficiency is smaller at 3 TeV than at 350 GeV, since events at higher center-of-mass energies are more contaminated with the beamstrahlung products.

In order to take into account bremsstrahlung of the final state leptons, energies of photons in a cone of  $3^\circ$  around the lepton candidate are combined with the charged lepton. This is carried out before any preselection. This correction does not have a significant impact on preselection efficiencies, while it improves the mass resolution of the  $Z$  reconstruction and consequently of the MVA performance.

In Fig. 5, histograms for signal and background are given for preselected events. Figures 5(a) and 5(b) show the Higgs mass distributions from the reconstructed  $Z$  bosons at 350 GeV and 3 TeV, respectively. Background rejection rates are around 97% and 99.97% at 350 GeV and 3 TeV center-of-mass energies, respectively.

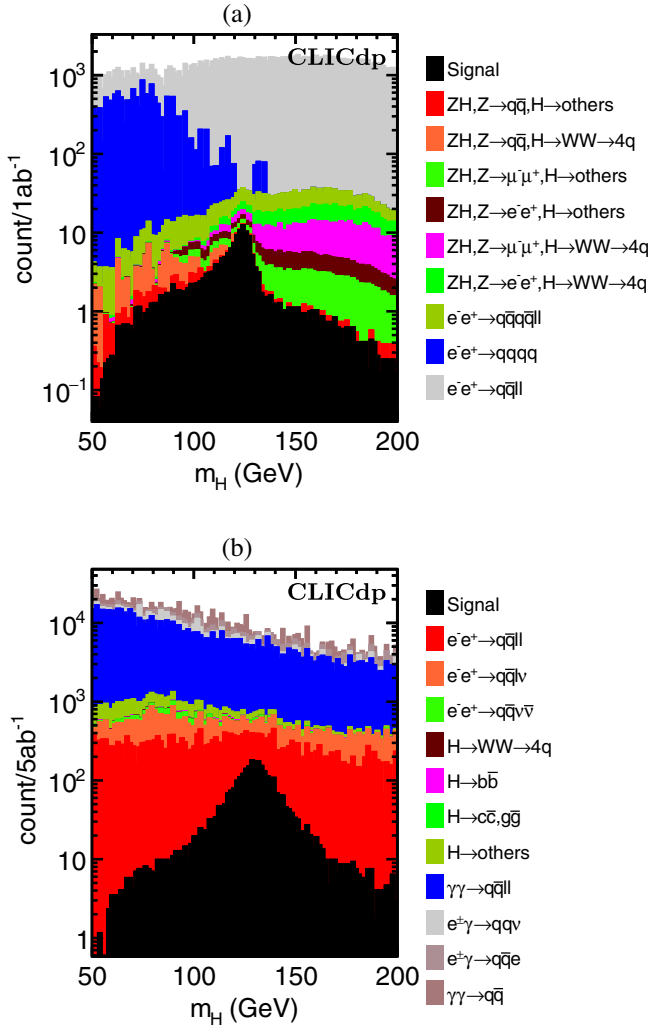


FIG. 5. Stacked histograms of the Higgs mass distributions after the preselection phase at (a) 350 GeV and (b) 3 TeV.

## V. MULTIVARIATE ANALYSIS

### A. MVA at 350 GeV

The separation of signal from background uses a multivariate analysis based on the boosted decision trees (BDT) classifier [22]. At 350 GeV, an MVA is trained with the following observables: mass of the on-shell Z boson; mass of the off-shell Z boson; mass of the primary Z; invariant mass of two selected leptons; invariant mass of two reconstructed jets; mass of a Higgs candidate; visible energy in the event; difference between the visible energy and the Higgs energy; polar angle of a Higgs candidate; angle between on-shell and off-shell Z bosons in the plane perpendicular to the beam axis; number of all PFO objects in an event; jet transition variables ( $-\log y_{12}$ ,  $-\log y_{23}$ , and  $-\log y_{45}$ );  $b$ -tag and  $c$ -tag probabilities of jets sorted by decreasing transverse momentum of a jet; transverse momenta and energies of isolated leptons. Individual leptons are sorted in a way such that the higher transverse

momentum lepton has index 1. The Higgs mass is constrained in the interval ( $50 \text{ GeV} < m_H < 170 \text{ GeV}$ ). At both center-of-mass energies the Higgs mass window is chosen to select intervals where the signal is naturally present with reasonable statistics. The three most sensitive observables in the BDT training phase are found to be the energy of the reconstructed lepton with the highest  $p_T$ , the jet transition variable ( $-\log y_{23}$ ), and the mass of the reconstructed primary Z.

The BDT output variable cutoff value is chosen to maximize the statistical significance  $S$ :

$$S = N_S / \sqrt{N_S + N_B}, \quad (3)$$

where  $N_{S,B}$  denotes the number of selected signal and background events. Relative statistical uncertainty  $\delta$  is derived from the statistical significance as  $\delta = 1/S$ . The optimal BDT cut is found to be 0.20, corresponding to a statistical significance of 5. The overall efficiency of the signal including preselection and MVA selection is found to be approximately 19%, due to the relatively low MVA efficiency of approximately 25%. The uncertainty of the estimated number of signal and background events in  $1 \text{ ab}^{-1}$  of data leads to the 2% uncertainty of our estimate of  $\delta$  [ $\delta = (20 \pm 2)\%$ ], from the Poisson variance of the number of selected background and signal events. Histograms of the Higgs mass distributions for signal and background after all selection phases are given in Fig. 6(a).

### B. MVA at 3 TeV

At 3 TeV center-of-mass energy, the MVA is trained with the following observables: mass of the on-shell Z boson; mass of the off-shell Z boson; invariant mass of two selected leptons; invariant mass of two reconstructed jets; mass of a Higgs candidate; visible energy in an event; difference between the visible energy and the Higgs energy; polar angle of a Higgs candidate; missing transverse momentum per event; number of all PFO objects in an event; jet transition variables ( $-\log y_{12}$  and  $-\log y_{23}$ );  $b$ -tag and  $c$ -tag probabilities of jets sorted by decreasing transverse momentum of a jet. The Higgs candidate mass is limited to the interval ( $75 \text{ GeV} < m_H < 175 \text{ GeV}$ ). The three most sensitive observables are found to be masses of Higgs and off-shell bosons and the polar angle of the reconstructed Higgs boson.

The optimal BDT cut is found to be 0.11, corresponding to a statistical significance of 33. The overall efficiency of signal selection including preselection and MVA selection is found to be about 36%. This corresponds to the MVA signal selection efficiency of approximately 53%. Figure 6 (b) presents the Higgs mass distributions for signal and background after MVA selection. The BDT background efficiency is on average at the permille level, and Table III gives the composition of irreducible backgrounds.

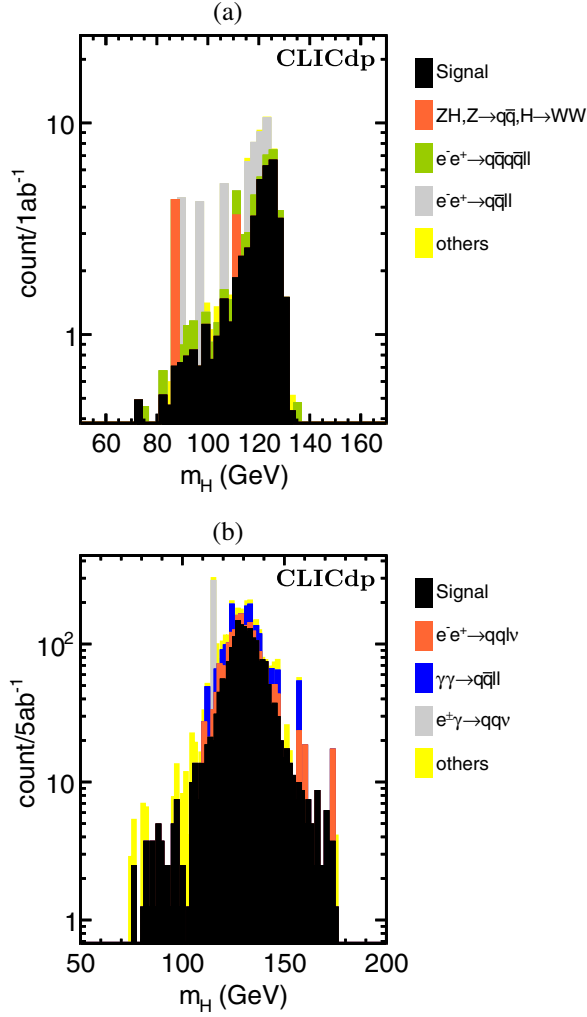


FIG. 6. Stacked histograms of the Higgs mass distributions after MVA, at (a) 350 GeV and (b) 3 TeV center-of-mass energies.

## VI. STATISTICAL UNCERTAINTIES

As said in Sec. VA, the relative statistical uncertainty of the product of the Higgs production cross section and the branching fraction  $\text{BR}(H \rightarrow ZZ^*)$  measurement is derived from statistical significance. The uncertainty of the estimated number of signal and background events at 350 GeV, with  $1 \text{ ab}^{-1}$  of data, leads to the 2% uncertainty of our estimate of  $\delta$  [ $\delta = (20 \pm 2)\%$ ]. The uncertainty of the number of background events at 3 TeV is obtained in the same way as discussed in Sec. VA. With  $5 \text{ ab}^{-1}$  of data, uncertainty of our estimate of  $\delta$  is 0.1% [ $\delta = (3.0 \pm 0.1)\%$ ]. The high-energy result can be further improved by the beam polarization due to the chiral nature of  $WW$  fusion. Assuming the beam polarization scheme discussed in Sec. III, the statistical uncertainty of the 3 TeV measurement can be decreased by a factor of  $\sim\sqrt{1.5}$  [9].

TABLE III. Preselection and MVA selection efficiencies for signal and irreducible background processes and number of selected events  $N_{\text{BDT}}$ , at 3 TeV center-of-mass energy, in  $5 \text{ ab}^{-1}$  of data.

Process	$\epsilon_{\text{pre}}^{\text{pre}}\text{sel}$	$\epsilon_{\text{BDT}}$	$N_{\text{BDT}}$
Signal @ 3 TeV	67%	53%	2020
Background processes			
$\gamma\gamma \rightarrow q\bar{q}l^+l^-$	11‰	0.3‰	438
$e^-e^+ \rightarrow qql\nu$	3‰	4‰	322
$e^-e^+ \rightarrow H\nu\bar{\nu}; H \rightarrow \text{others}$	45‰	1.3‰	259
$e^\pm\gamma \rightarrow qq\nu$	8.8‰	1.3‰	252
Processes with $N_{\text{BDT}} < 100$	5.3‰	1.1‰	140

## VII. CONCLUSIONS

The statistical precision of the measurement of the product of the Higgs production cross section and the branching fraction  $\text{BR}(H \rightarrow ZZ^*)$  at CLIC, using data from 350 GeV and 3 TeV center-of-mass energies, is determined on the basis of a full simulation of physics processes and detector response. Both measurements are carried out using the semileptonic signal final states. The relative statistical uncertainty of product of the Higgs production cross section and the branching fraction  $\text{BR}(H \rightarrow ZZ^*)$  is found to be 20% at 350 GeV and 3.0% at 3 TeV, assuming integrated luminosities of  $1 \text{ ab}^{-1}$  and  $5 \text{ ab}^{-1}$ , respectively. The statistical uncertainty at 3 TeV is consistent with the expectations from [2] based on luminosity scaling of the precision of a 1.4 TeV measurement. The statistical uncertainty of the high-energy result can be further reduced through enhancement of the signal with the proposed beam polarization scheme.

However, the ultimate subpercent precision of the Higgs to Z bosons coupling will be obtained from a global fit of individual measurements as the ones discussed in this paper, combined in a model-independent or model-dependent way [2].

## ACKNOWLEDGMENTS

The work presented in this paper has been carried out in the framework of the CLIC detector and physics study (CLICdp) collaboration and the authors thank CLICdp members for their support, in particular the colleagues from the Analysis Working Group for useful discussions. We are particularly grateful to Aleksander Filip Źarnecki and Philipp Roloff, for useful ideas exchanged in the course of the analysis and to Nigel Watson for improving the text in various aspects. We acknowledge the support received from the Ministry of Education, Science and Technological Development of the Republic of Serbia and from the Innovation Fund of the Republic of Serbia, through Grant No. 7699827 IDEJE HIGHTONE-P.

- [1] R. S. Gupta, H. Rzehak, and J. D. Wells, How well do we need to measure Higgs boson couplings, *Phys. Rev. D* **86**, 095001 (2012).
- [2] H. Abramowicz *et al.* (CLICdp Collaboration), Higgs physics at the CLIC electron-positron linear collider, *Eur. Phys. J. C* **77**, 475 (2017).
- [3] G. Milutinović-Dumbelović, Methods of the  $\sigma \times \text{BR}(H \rightarrow \mu^+\mu^-)$  and  $\sigma \times \text{BR}(H \rightarrow ZZ^*)$  measurements at 1.4 TeV CLIC, Ph.D thesis, University of Belgrade, 2017.
- [4] J. Ellis, P. Roloff, V. Sanz, and T. You, Dimension-6 operator analysis of the CLIC sensitivity to new physics, *J. High Energy Phys.* **05** (2017) 096.
- [5] *Physics and Detectors at CLIC: CLIC Conceptual Design Report*, edited by L. Linssen, A. Miyamoto, M. Stanitzki, and H. Weerts, Technical Report No. ANL-HEP-TR-12-01, CERN-2012-003, DESY 12-008, KEK Report 2011-7, 2012.
- [6] T. Abe *et al.*, The International Large Detector: Letter of Intent, Technical Report No. DESY-2009-87, FERMILAB-PUB-09-682-E, KEK-REPORT-2009-6, 2010.
- [7] N. Alipour Tehrani *et al.*, CLICdet: The post-CDR CLIC detector model, CLICdp-Note-2017-001 (2017), <https://cds.cern.ch/record/2254048>.
- [8] M. A. Thomson, Particle flow calorimetry and the pandora PFA algorithm, *Nucl. Instrum. Methods Phys. Res., Sect. A* **611**, 25 (2009).
- [9] A. Robson and P. Roloff, Updated CLIC luminosity staging baseline and Higgs coupling prospects, Technical Report No. CLICdp-Note-2018-002, 2018.
- [10] The Compact Linear  $e^+e^-$  Collider (CLIC): Physics Potential, Input to the European Particle Physics Strategy Update on behalf of the CLIC and CLICdp Collaborations, edited by P. Roloff, R. Franceschini, U. Schnoor, and A. Wulzer (2018), [arXiv:1812.07986](https://arxiv.org/abs/1812.07986).
- [11] S. Dittmaier *et al.*, Handbook of LHC Higgs Cross Sections: 2. Differential Distributions, Report No. CERN-2012-002, 2012.
- [12] W. Kilian, T. Ohl, and J. Reuter, WHIZARD: Simulating multi-particle processes at LHC and ILC, *Eur. Phys. J. C* **71**, 1742 (2011).
- [13] T. Sjostrand, S. Mrenna, and P.Z. Skands, PYTHIA6.4 Physics and Manual, *J. High Energy Phys.* **05** (2006) 026.
- [14] D. Schulte, Beam-beam simulations with GUINEA-PIG, Technical Report No. CERN-PS-99-014-LP (1999).
- [15] P. Mora de Freitas and H. Videau, Detector Simulation with MOKKA/GEANT4: Present and Future, International Workshop on Linear Colliders, JeJu Island, Korea, Technical Report No. LC-TOOL-2003-010, 2002.
- [16] S. Agostinelli *et al.*, GEANT4—A Simulation Toolkit, *Nucl. Instrum. Methods Phys. Res., Sect. A* **506**, 250 (2003).
- [17] J. Marshall, A. Münnich, and M. Thomson, Performance of particle flow calorimetry at CLIC, *Nucl. Instrum. Methods Phys. Res., Sect. A* **700**, 153 (2013).
- [18] S. Catani, Yu. L. Dokshitzer, M. H. Seymour, and B. R. Webber, Longitudinally-invariant  $k_{\perp}$  – clustering algorithms for hadron-hadron collisions, *Nucl. Phys.* **B406**, 187 (1993).
- [19] G. S. M. Cacciari and G. Soyez, FASTJET user manual, *Eur. Phys. J. C* **72**, 1896 (2012).
- [20] O. Wendt, F. Gaede, and T. Kramer, Event reconstruction with MarlinReco at the ILC, *Pramana* **69**, 1109 (2007).
- [21] T. Suehara and T. Tanabe, LCFIPlus: A framework for jet analysis in linear collider studies, *Nucl. Instrum. Methods Phys. Res., Sect. A* **808**, 109 (2016).
- [22] A. Höcker *et al.*, TMVA—Toolkit for multivariate data analysis, [arXiv:physics/0703039](https://arxiv.org/abs/physics/0703039).
- [23] C. Grefe *et al.*, ILC DIRAC, a DIRAC extension for the Linear Collider community, Technical Report No. CLICdp-Conf 2013-003, CERN, Geneva, 2013.