



Search for high-mass resonances decaying to a jet and a Lorentz-boosted resonance in proton-proton collisions at $\sqrt{s} = 13$ TeV



The CMS Collaboration ^{*}

CERN, Geneva, Switzerland

ARTICLE INFO

Article history:

Received 6 January 2022

Received in revised form 16 June 2022

Accepted 21 June 2022

Available online 28 June 2022

Editor: M. Doser

Keywords:

CMS

Search

Exotica

Trijet

Resonance

ABSTRACT

A search is reported for high-mass hadronic resonances that decay to a parton and a Lorentz-boosted resonance, which in turn decays into a pair of partons. The search is based on data collected with the CMS detector at the LHC in proton-proton collisions at $\sqrt{s} = 13$ TeV, corresponding to an integrated luminosity of 138 fb^{-1} . The boosted resonance is reconstructed as a single wide jet with substructure consistent with a two-body decay. The high-mass resonance is thus considered as a dijet system. The jet substructure information and the kinematic properties of cascade resonance decays are exploited to disentangle the signal from the large quantum chromodynamics multijet background. The dijet mass spectrum is analyzed for the presence of new high-mass resonances, and is found to be consistent with the standard model background predictions. Results are interpreted in a warped extra dimension model where the high-mass resonance is a Kaluza–Klein gluon, the boosted resonance is a radion, and the final state partons are all gluons. Limits on the production cross section are set as a function of the Kaluza–Klein gluon and radion masses. These limits exclude at 95% confidence level models with Kaluza–Klein gluon masses in the range 2.0 to 4.3 TeV and radion masses in the range 0.20 to 0.74 TeV. By exploring a novel experimental signature, the observed limits on the Kaluza–Klein gluon mass are extended by up to about 1 TeV compared to previous searches.

© 2022 The Author(s). Published by Elsevier B.V. This is an open access article under the CC BY license (<http://creativecommons.org/licenses/by/4.0/>). Funded by SCOAP³.

1. Introduction

The inability of the Standard Model (SM) to address problems such as the large gap between the gravitational and electroweak energy scales and to provide an explanation for astronomical observations indicating the existence of dark matter [1] provides strong motivation for experimental searches for new physics. Many theories beyond the SM predict the existence of new particles that can be produced at colliders at the TeV energy scale.

Searches for hadronic resonances are particularly important at the CERN LHC, as any hypothetical particle produced via the strong interaction in proton-proton (pp) collisions can decay to quarks and gluons, which hadronize to form jets. Direct searches at the LHC have so far not found compelling evidence of new physics beyond the SM. The main background consists of SM quantum chromodynamics (QCD) processes that produce multiple jets in the final state (referred to as QCD multijet background in the following) and it is typically very large compared to the potential signals of new physics. If these new particles exist and are within the energy range of the LHC, they still could have been missed by

experimental searches because they decay mainly into final-state configurations for which the current strategies have not been optimized.

The existing searches assume production of single resonances decaying to a pair of jets (dijet) [2,3], production of dijet resonances in association with an initial state radiation jet [4–6], photon [7,8] or lepton [9], and pair production of resonances resulting in final states with four [10,11] or more [12–14] jets. This analysis extends those searches by considering a new process, where a resonance (R_1) decays into a lighter resonance (R_2) and an SM particle (P_3), $q\bar{q} \rightarrow R_1 \rightarrow R_2 + P_3 \rightarrow (P_1 + P_2) + P_3$, as shown in Fig. 1. Such cascade resonance decays are foreseen by theoretical models beyond the SM that predict the existence of extra spatial dimensions [15–17] or the existence of heavy partners of SM quarks [18]. We consider the case where P_x (with $x = 1, 2, 3$) are all partons (quarks, antiquarks, or gluons, depending on the theoretical model considered).

The experimental signature is characterized in the final state by the mass ratio $\rho_m = m(R_2)/m(R_1)$, where $m(R_1)$ and $m(R_2)$ are the masses of the two resonances. If $m(R_2)$ is significantly smaller than $m(R_1)$, R_2 is produced with large momentum, and its decay products are collimated and can be reconstructed as a single jet in the detector. The analysis presented here targets fi-

^{*} E-mail address: cms-publication-committee-chair@cern.ch.

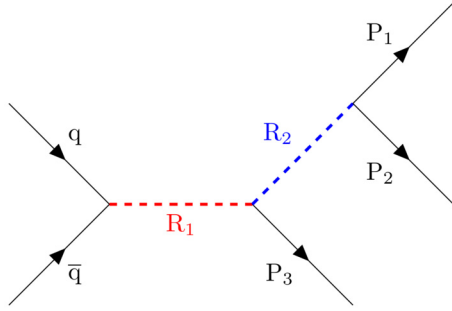


Fig. 1. Feynman diagram of leading order production of the process $R_1 \rightarrow R_2 + P_3 \rightarrow (P_1 + P_2) + P_3$ involving cascade decays of two new massive resonances R_1 and R_2 to partons P_1 , P_2 , and P_3 in the final state.

nal states with two high-momentum reconstructed wide jets: the first jet (P_3 jet) comes from the hadronization of parton P_3 , and the second jet (R_2 jet) contains the hadronization products of both P_1 and P_2 . This analysis considers scenarios where $\rho_m < 0.2$, to allow a sufficiently large boost of the R_2 resonance, and is sensitive to R_1 resonance masses $m(R_1) > 2\text{TeV}$. Scenarios with larger ρ_m values, where three well-separated jets from the R_1 decay are reconstructed, require a different analysis strategy, and are not discussed here.

The analysis uses distributions of the dijet mass (m_{jj}), the invariant mass of the two reconstructed jets, and searches for a peak from the resonance R_1 . The latest searches for high-mass dijet resonances [2,3] are sensitive to this final state, but they are not optimized for this particular cascade resonance decay. To increase the analysis sensitivity, we exploit the pattern of the particles inside these jets to distinguish between the signal, containing a massive R_2 jet, and the main background from QCD multijet events that originate from hadronization of single partons.

We consider a signal benchmark model with a warped extra dimension [15] where R_1 is a spin 1 Kaluza–Klein gluon (G_{KK}) produced through the s channel via quark-antiquark annihilation, R_2 is a spin 0 radion (ϕ), and P_1 , P_2 , and P_3 are all gluons. We assume that only the gluon field among the SM gauge fields is allowed to propagate in the entire bulk of the extra dimension [17]. Under this hypothesis, the G_{KK} can decay into a radion and a gluon, or into a quark-antiquark pair, and the radion only decays to a pair of gluons. The R_1 resonance is assumed to be narrow with a total decay width of about 1% of its mass. The partial decay width of G_{KK} to a quark-antiquark pair scales as $(1/g_{GKK})^2$, while the partial decay width to a radion and a gluon is proportional to $(g_{grav}/g_{GKK})^2$, as described in Ref. [15]. Here g_{grav} and g_{GKK} are the gravitational and gauge couplings for G_{KK} , respectively, and are both free parameters of the theory. An increase of g_{grav} enhances the branching fraction of R_1 into the radion+gluon channel, while an increase of g_{GKK} has the main effect of reducing the G_{KK} production cross section. The two coupling values are estimated to be in the ranges $1 \lesssim g_{grav} \lesssim 6$ and $3 \lesssim g_{GKK} \lesssim 6$ using the theoretical assumptions discussed in Ref. [15].

As discussed above, in this model, the G_{KK} can decay into a radion and a gluon, or into a quark-antiquark pair. Existing bounds on the G_{KK} mass from $G_{KK} \rightarrow q\bar{q}$ decays are described in Section 7 and compared with the results of this analysis. In the case where the G_{KK} decays to a radion and a gluon, in the model considered the radion can only decay into a pair of gluons, thus constraints on the radion mass from existing searches in all other final states do not apply. In addition, the CMS search for low-mass dijet resonances [19], which studies the process $gg \rightarrow \phi \rightarrow gg$, is not sensitive in the range of radion masses for the particular choice of model couplings considered in this paper.

The analysis uses pp collision data at a center-of-mass energy of 13 TeV collected with the CMS detector at the LHC in 2016, 2017,

and 2018, corresponding to an integrated luminosity of 138fb^{-1} . Tabulated results are provided in the HEPData record for this analysis [20].

2. The CMS detector

The central feature of the CMS apparatus is a superconducting solenoid of 6 m internal diameter, providing a magnetic field of 3.8 T. Within the solenoid volume are a silicon pixel and strip tracker, a lead tungstate crystal electromagnetic calorimeter (ECAL), and a brass and scintillator hadron calorimeter (HCAL), each composed of a barrel and two endcap sections. Forward calorimeters extend the pseudorapidity coverage provided by the barrel and endcap detectors. Muons are measured in gas-ionization detectors embedded in the steel flux-return yoke outside the solenoid. A more detailed description of the CMS detector, together with a definition of the coordinate system used and the relevant kinematic variables, can be found in Ref. [21].

Events of interest are selected using a two-tiered trigger system. The first level (L1), composed of custom hardware processors, uses information from the calorimeters and muon detectors to select events at a rate of around 100 kHz with a fixed latency of about $4\mu\text{s}$ [22]. The second level, known as the high-level trigger (HLT), consists of a farm of processors running a version of the full event reconstruction software optimized for fast processing, and reduces the event rate to around 1 kHz before data storage [23].

3. Data sets and event selection

Simulated signal samples are generated at leading order with MADGRAPH5_AMC@NLO v. 2.4.3 [24] for $\rho_m = 0.1$ and 0.2, and with G_{KK} masses, $m(G_{KK})$, between 2 and 9 TeV in 1 TeV steps. The specific choice of coupling parameters g_{grav} and g_{GKK} used in the generation does not affect the decay kinematic distributions but only modifies the signal cross section. For this reason, the signal selection efficiencies and distributions of kinematic observables estimated using the simulated samples are valid also for models with different coupling parameters.

Simulations of the QCD multijet background are produced with the PYTHIA 8.205 [25] program. We use the QCD background simulated samples for the optimization of the analysis strategy, while the final background estimation is obtained through a fit to the dijet mass distributions in the data.

Both the signal and background samples are generated using the next-to-next-to-leading (NNLO) order parton distribution function (PDF) set NNPDF3.1 [26]. Fragmentation and hadronization are simulated with PYTHIA 8.205 [25] with the CP5 [27] underlying event tune. All simulated samples are processed with the full GEANT4-based [28] simulation of the CMS detector and they are reconstructed with the same suite of programs used for collision data.

Events are reconstructed using the CMS particle-flow (PF) [29] algorithm, which combines information from every subsystem of the CMS detector to reconstruct and identify individual particles (called PF candidates). Particles produced in additional collisions within the same bunch crossing (pileup) are suppressed by applying a weight to each PF candidate, calculated by the pileup-per-particle identification (PUPPI) algorithm [30]. It has been shown that the PUPPI algorithm mitigates the effects of pileup in the measurement of jet observables [31].

At the HLT stage of the trigger system described in Section 2, the PF candidates are clustered into jets using the FASTJET package [32] with the anti- k_T algorithm [33] and a distance parameter $R = 0.4$ (AK4 jets). Single-jet triggers, selecting events with a jet that exceeds a predefined p_T threshold, are used. Triggers that require H_T to exceed a threshold are also used, where H_T is the

scalar sum of p_T for all AK4 jets in the event with $p_T > 30$ GeV and $|\eta| < 3.0$. The HLT requires $H_T > 900$ or 1050 GeV, depending on the data-taking period, or at least one jet reconstructed with an increased distance parameter of $R = 0.8$ and $p_T > 550$ GeV.

In the offline selection, in order to collect the decay products of R_2 for ρ_m values up to about 0.2, reconstructed wide jets are formed using the anti- k_T algorithm with $R = 1.5$. Jets with large size collect more effectively hard-gluon radiation that may occur from the parton P_3 , improving the dijet mass resolution. Hence, we use wide jets with $R = 1.5$ for the reconstruction of both the R_2 jet and the P_3 jet in our analysis. In the following, “jets” refers to these wide jets. Jets are corrected as a function of their p_T and η to match the observed detector response [34]. Jet masses are reconstructed with the soft drop algorithm [35] with parameters $\beta = 0$, $z_{\text{cut}} = 0.1$, and $R_0 = 1.5$.

For each event we select jets with $p_T > 100$ GeV and $|\eta| < 2.5$. The two jets with largest p_T are defined as the leading jets. The η separation between the two leading jets is required to be $|\Delta\eta_{\text{jj}}| < 1.3$, as in previous searches for dijet resonances [36]. This requirement maximizes the analysis sensitivity by suppressing the background of dijet events from QCD t -channel production processes, while keeping good acceptance for signal events produced via the s channel. The invariant mass of the two jets is required to be $m_{\text{jj}} > 1.6$ TeV to ensure that the trigger is fully efficient for events passing the offline selection. These selections restrict the region of the measurement predominantly to the central region, which corresponds to $|\eta| \lesssim 1.5$. The analysis of simulated samples shows that the signal efficiency for these kinematic requirements is between 40 and 50% for all $m(R_1)$ and ρ_m values considered.

Using jet substructure information, we identify the R_2 jet as the leading jet with the lowest associated N -subjettiness ratio (τ_{21}) value [37], while the other leading jet is identified as the P_3 jet. Signal events show a resonance peak in the distributions of both the soft drop mass of the R_2 jet ($m_{R_{\text{jet}}}$) and the reconstructed mass of the R_1 resonance (m_{jj}). For all signal hypotheses investigated in this search, in about 30–35% of the events the jet substructure algorithm incorrectly tags the single jet coming from P_3 hadronization as the R_2 jet candidate. Therefore, for these events, there is a resonance peak in the distribution of the reconstructed P_3 jet mass ($m_{P_{\text{jet}}}$) instead of $m_{R_{\text{jet}}}$.

4. Analysis strategy and optimization

For signal events, we observe a characteristic cross-like shape in the $m_{R_{\text{jet}}}$ vs. $m_{P_{\text{jet}}}$ plane centered around the value of the R_2 mass, where the horizontal (vertical) axis of the cross represents the events with correct (incorrect) R_2 jet matching. Examples for two different signal hypotheses are illustrated in Fig. 2. The data distribution in Fig. 3, dominated by QCD multijet background events, shows instead a smooth pattern in this two-dimensional jet mass plane, with a weak correlation between the two observables.

The analysis strategy is to divide events into categories following the signal cross-like pattern, and to search for localized enhancements from the R_1 resonance in the m_{jj} distributions of each of these categories. The background decreases smoothly and rapidly with increasing dijet mass. The possible presence of a signal is investigated by fitting the observed dijet mass distribution with a function comprising both signal and background components. The background is modeled by a smooth monotonically decreasing function, and the signal is modeled by a function that describes the narrow resonance peak

To enhance the fit sensitivity and exploit all information from jet mass distributions, events are divided into the categories defined in the $m_{R_{\text{jet}}}$ vs. $m_{P_{\text{jet}}}$ plane as depicted in Fig. 2. The boundaries of these categories are chosen to contain events from the R_2 resonance, making a cross-like pattern centered on the value of

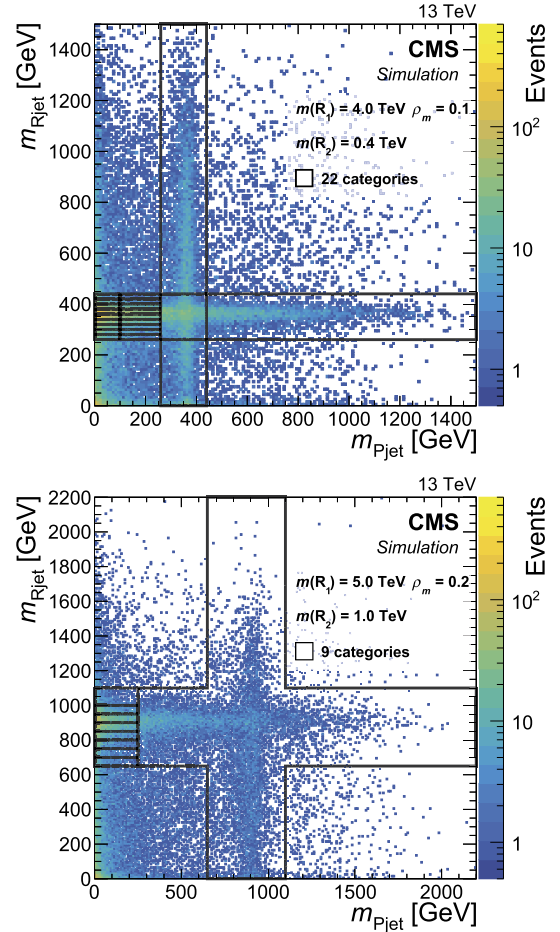


Fig. 2. In the simulation, the reconstructed mass of the R_2 jet candidate ($m_{R_{\text{jet}}}$) vs. the reconstructed mass of the P_3 jet candidate ($m_{P_{\text{jet}}}$) for R_1 resonance events originating from two different mass hypotheses. The upper plot is for a G_{KK} with a mass $m(G_{KK}) = m(R_1) = 4$ TeV, decaying to a radion with a mass $m(\phi) = m(R_2) = 0.4$ TeV and a gluon. The 22 event categories in this plane, within which the search in the dijet mass distribution is conducted, are shown with black boxes. The lower plot is for the same decay sequence, with masses $m(G_{KK}) = 5$ TeV and $m(\phi) = 1$ TeV, for which the number of event categories is 9. For both plots, the cross-like shape is approximately centered on the second resonance pole mass $m(R_2)$ for both the horizontal and the vertical axes.

$m(R_2)$ considered, as shown in Fig. 2. Only events with $m_{R_{\text{jet}}}$ and $m_{P_{\text{jet}}}$ values inside the cross are used in the analysis. The horizontal and vertical arms of the cross contain $m_{R_{\text{jet}}}$ and $m_{P_{\text{jet}}}$ values ranging from 65 to 110% of $m(R_2)$ for all $m_{P_{\text{jet}}}$ and $m_{R_{\text{jet}}}$ values, respectively. The window is asymmetric with respect to $m(R_2)$ because the soft drop jet mass algorithm reconstructs a peak mass that is about 10% lower than the nominal R_2 mass. The window chosen optimizes the search sensitivity to a narrow resonance. Events in the cross are then more finely divided into multiple categories, with the number of categories decreasing as the mass of the R_2 resonance increases. There are 22 categories when $m(R_2)$ is less than 0.6 TeV, 9 categories when $m(R_2)$ ranges from 0.6 to 1.2 TeV, and 1 category for $m(R_2)$ greater than 1.2 TeV. The low $m_{P_{\text{jet}}}$ region of the horizontal arm of the cross is the region with the highest fraction of signal events and the largest background. We exploit the differences in $m_{R_{\text{jet}}}$ vs. $m_{P_{\text{jet}}}$ correlations between signal and background events to improve the analysis sensitivity. In the case of 22 categories, we divide the low $m_{P_{\text{jet}}}$ region of the horizontal arm of the cross into nine horizontal slices based on $m_{R_{\text{jet}}}$, with a width approximately equal to the jet mass resolution (about 5% of $m(R_2)$). As a result of the analysis optimization, each of these slices is further divided into two sub-categories, separating events with

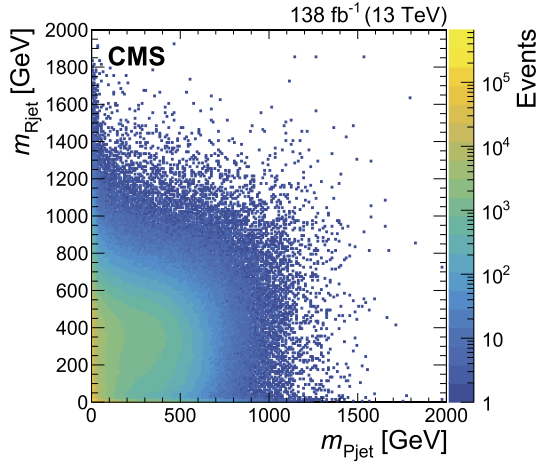


Fig. 3. Distribution of the reconstructed mass of the R_2 jet candidate ($m_{R_{\text{jet}}}$) vs. the reconstructed mass of the P_3 jet candidate ($m_{P_{\text{jet}}}$) for events in data, which are expected to arise primarily from QCD multijet events.

values of $m_{P_{\text{jet}}}$ below or above $0.25m(R_2)$. This approach allows us to exploit the line shape of the signal jet-mass distribution and to separate categories with a high signal-over-background ratio (near the R_2 jet mass peak) from the other categories with lower sensitivity. The remaining region, corresponding to the vertical arm and the high $m_{P_{\text{jet}}}$ region of the horizontal arm of the cross, is divided into four categories as shown in the upper plot of Fig. 2. The jet mass range of these latter categories is wider in order to retain a sufficient number of events in data to perform the fit. At larger values of $m(R_2)$ there are smaller numbers of events within the cross. To have event samples that are sufficiently large to ensure stable fits, the number of categories is first reduced to 9, as shown in the lower plot of Fig. 2, and then to a single category corresponding to the entire cross. The improvement in sensitivity to new physics, evaluated as the relative reduction of the expected upper limits on signal cross section, is a factor between 1.5 and 2.5 (for ρ_m values between 0.175 and 0.1) compared to an inclusive analysis that has no event classification based on jet mass and jet substructure information.

When testing signal hypotheses with higher R_2 masses, the center of the cross formed by the categories in the $m_{R_{\text{jet}}}$ vs. $m_{P_{\text{jet}}}$ plane shifts to higher values of the R_2 and P_3 jet masses. Therefore, the jet masses are required to be higher and, consequently, the shape of the corresponding m_{jj} spectrum is modified by a turn-on effect that produces a broad peak. The resulting distribution cannot be modeled by the smoothly decreasing function describing the QCD background. To exclude this low dijet mass region from the analysis, a jet-mass-dependent minimum m_{jj} threshold ($m_{\text{jj}}^{\text{thr}}$) is applied, which is specific to each category. The threshold is evaluated from simulated background samples. For each category, we compute the ratio between the m_{jj} spectra with and without the application of the selection on the R_2 and P_3 jet masses. This ratio, as a function of m_{jj} , shows an increasing trend and a maximum before decreasing, and the same behavior is observed in both data and simulation. The $m_{\text{jj}}^{\text{thr}}$ is chosen to be 15% higher than the position of the maximum. The chosen $m_{\text{jj}}^{\text{thr}}$ is the minimum value such that no significant bias is introduced in the signal extraction procedure described later.

5. Background and signal model

A simultaneous binned maximum likelihood fit to the m_{jj} spectra of all categories is performed. The bin size is a function of the dijet mass and approximately equal to the dijet mass resolution.

The fit includes a signal and a background function. The SM background in a given category is modeled with an empirical three-parameter function $f(x) = p_0(1-x)^{p_1}/x^{p_2}$, where $x = m_{\text{jj}}/\sqrt{s}$, which is a reparameterization of the function previously used in dijet resonance searches [2]. For a given signal hypothesis, the total number of background parameters is therefore the number of categories multiplied by three. The signal shape of the R_1 resonance in each category is modeled with a double-sided Crystal Ball function [38,39]. All the parameters of the function describing the background are allowed to vary in the fit. With this approach the background estimation is obtained from data alone and does not depend on the simulation of QCD multijet events. The parameters of the signal function are determined from the simulated signal samples at different $m(R_1)$ and ρ_m values. The resulting parameters are then linearly interpolated between $m(R_1)$ and ρ_m points to obtain the intermediate signal shapes. The granularity of the interpolation is 100 GeV in $m(R_1)$ and 0.0125 in ρ_m . The interpolation procedure has been tested and shown to provide realistic signal shapes. The resolution of the reconstructed signal peak is about 5% of $m(R_1)$, for all the mass hypotheses considered. The parameter of interest is the modifier of the signal strength, which is a multiplicative factor of the signal normalization in each category, and is the same for all the categories.

We fit all m_{jj} spectra in the range $m_{\text{jj}}^{\text{min}} < m_{\text{jj}} < 1.25m(R_1)$, where $m_{\text{jj}}^{\text{min}}$ is the greater of $m_{\text{jj}}^{\text{thr}}$ and $0.65m(R_1)$. If $m_{\text{jj}}^{\text{thr}} > 0.9m(R_1)$, the signal peak is truncated and the corresponding category is removed from the analysis to avoid signal biases in the fit. The total signal efficiency for events to pass the kinematic selection and be included in the fit range is usually between 20 and 30%. In the region with $\rho_m \approx 0.2$ and $m(R_1) \lesssim 4\text{TeV}$, the signal efficiency is approximately 10%, because the signal peak is truncated as described above. Detailed signal injection tests show that the potential bias in the background prediction method is negligible for the entire range of signal hypotheses considered. The signal injection tests are performed as follows: pseudodata distributions are generated for a hypothesis including background but no signal, using the $f(x)$ background function, with parameters fixed to the values from the best fit to collision data. Pseudodata distributions are also produced including both the background and a signal, injected with a cross section equal to the 95% confidence level (CL) expected limit. These distributions are created for all signal hypotheses considered. Then, the fitting procedure is repeated for each pseudodata distribution, and the fitted signal cross section, along with its standard deviation, is obtained. We examine the distribution of the bias in units of standard deviations; that is, the difference between the injected signal cross section and the fitted signal cross section divided by the standard deviation of the fit. For all resonance masses, widths, and signal strengths considered, the mean bias is less than one half a standard deviation, and in the vast majority of the cases it is well below this criterion. In addition, these studies are performed with the pseudodata distributions generated from an alternative empirical function $f'(x) = p_0(\exp(-p_1x))/x^{p_2}$ that also describes the data. This tests the flexibility of the $f(x)$ function to fit to a spectrum with a different shape. The entire procedure described above is repeated for the alternative function, again yielding negligible biases.

6. Systematic uncertainties

The dominant sources of systematic uncertainty are those related to the scale and resolution of the jet energy and jet mass, and to the N -subjettiness ratio τ_{21} . The uncertainties in the jet energy scale and resolution translate, respectively, into uncertainties in the position and the width of the dijet mass shape for the signal. The effect of these uncertainties is propagated to the limits by shifting the dijet mass shape by $\pm 2\%$ and varying its reconstructed

width by $\pm 20\%$. The uncertainties in the jet mass scale and resolution for jets with $R = 1.5$ have previously been evaluated in a CMS analysis [5] that searched for Lorentz-boosted $q\bar{q}$ resonances in the mass range 40–450 GeV. The uncertainty in the τ_{21} observable is obtained from a comparison between the τ_{21} distributions in data and in simulated samples of QCD multijet processes, after applying the event selection described in Section 3. The uncertainties in the jet mass scale and resolution and in the τ_{21} observable cause event migrations between categories, which translate into uncertainties in the signal normalization. These uncertainties are propagated to the limits by varying the signal normalization by a value that ranges between $\pm 1\%$ and $\pm 50\%$ of the central values obtained from the simulation, depending on the source of the uncertainty and on the category considered. The uncertainty on the integrated luminosity is 1.6% [40–42] and it is propagated to the normalization of the signal.

A single dijet mass shape, the average over all categories for each value of $m(R_1)$ and ρ_m , is used for the signal. This choice simplifies the fit procedure by avoiding large statistical uncertainties in the signal shape, and mildly affects the analysis sensitivity, resulting in a 10% increase of the expected limit. The systematic uncertainty in the signal shape, from observed differences between the average signal shape and the shapes of each category, is estimated from simulated signal samples, and is 2% in the peak position and 30% in the width of the signal peak.

The mean and the width of the Gaussian core of the signal Crystal Ball function, together with the signal efficiencies in each category, are treated as nuisance parameters in the fit, and are allowed to float within systematic uncertainties. The impact of all the sources of systematic uncertainties in the other parameters of the Crystal Ball function is negligible. Therefore, these other parameters are fixed to the values obtained from the simulated signal samples.

The total effect of all the systematic uncertainties is to increase the upper limits on the signal cross section by up to 20%.

7. Results

We test for the presence of G_{KK} signals for masses between 2 and 9 TeV and ρ_m values between 0.1 and 0.2. We are not sensitive to lower signal masses, because of the trigger and event selection criteria discussed above, and larger values of ρ_m are not considered because of the small signal efficiency. We find results compatible with background predictions. We compute the signal significance using the logarithm of the ratio of profile likelihoods as the test statistic. The distribution of the test statistic is obtained with a frequentist approach, using pseudodata samples with a large number of events. The most significant excess in the data, when interpreted as a signal with $m(G_{KK}) = 2.9$ TeV and $m(\phi) = 0.4$ TeV, corresponds to a local significance of 3.2 standard deviations.

We evaluate the global significance of this excess by taking into account the look-elsewhere effect [43]. Since the categories defined in the $m_{R_{jet}}$ vs. $m_{P_{jet}}$ plane for the signal hypotheses, with similar $m(R_2)$, have a large overlap, we evaluate the look-elsewhere effect for a subset of signal hypotheses with $m(\phi) = 400, 840$ and 1440 GeV, where $m(G_{KK})$ ranges from 2 to 9 TeV. These signal hypotheses correspond to three sets of categories and have minimal overlap in the R_2 vs. P_3 jet mass plane. Therefore, they are considered to be independent samples of events. Considering only this subset of signal hypotheses, the global significance is found to be 1.8 standard deviations. For the full range of tested signal hypotheses, the global significance of the excess would be lower than this value.

Fig. 4 compares the dijet mass spectrum to the background-only fit, combined for the 22 categories of the signal hypothesis with $m(G_{KK}) = 2.9$ TeV and $m(\phi) = 0.4$ TeV. In this combination, imple-

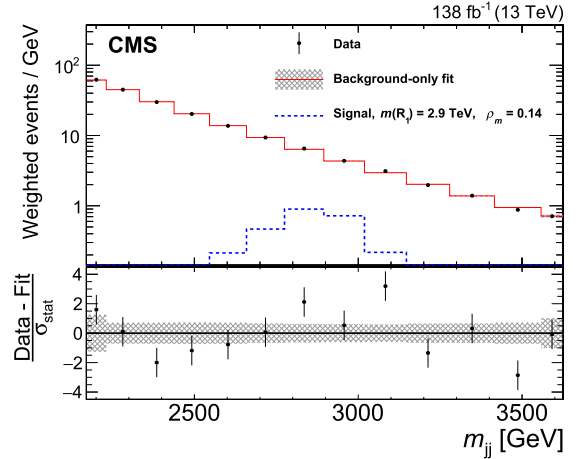


Fig. 4. Dijet mass spectrum, from the combination of the spectra within 22 categories, from the search for a resonance with mass $m(R_1) = m(G_{KK}) = 2.9$ TeV decaying to a second resonance with mass $m(R_2) = m(\phi) = 0.4$ TeV and a gluon. The figure shows the data (black points), the resulting background-only fit (solid line) and its uncertainty (barely visible gray hatched area), and the signal normalized to a cross section equal to the 95% CL observed limit (dashed line). The data shown in each bin are the weighted sum of the number of events within each category, divided by the bin width, as a function of the dijet mass, with vertical bars representing the statistical uncertainty (σ_{stat}). The weight of each event is equal to the fraction of signal events in the category to which it is assigned, assuming a signal cross section equal to the 95% CL observed upper limit. The same quantities are also shown for the background-only fits in each category, and for the signal. The lower panel shows the difference between the data and the background prediction (points), and the background uncertainty (hatched gray area), divided by the statistical uncertainty.

mented for illustrative purposes, the events are weighted by the signal event fraction for each category, following the procedure of Ref. [44]. These event fractions are calculated for m_{jj} values in a window of $\pm 20\%$ around the signal peak. We obtain the weights assuming a signal cross section equal to the observed 95% CL upper limit, and the resultant dijet mass distribution of this signal is also shown in Fig. 4. The fit is displayed in the portion of the m_{jj} fit range common to all the categories.

The modified frequentist CL_s criterion [45,46] is used to set upper limits on the signal cross section, following the prescription described in Ref. [47] using the asymptotic approximation of the test statistic [48]. Upper limits at 95% CL on the product of the production cross section of a G_{KK} and the $B(G_{KK} \rightarrow \phi + g \rightarrow ggg)$ are derived for the different $m(R_1) = m(G_{KK})$ and $\rho_m = m(\phi)/m(G_{KK})$ hypotheses. These limits, reported in Fig. 5, are compared with the corresponding theoretical predictions for the cross section for a benchmark model with couplings $g_{grav} = 6$ and $g_{GKK} = 3$. For this choice of couplings the branching fraction of the decay $G_{KK} \rightarrow \phi + g$ is between 50 and 60% for all the signal hypotheses considered, while the rest of the decays are $G_{KK} \rightarrow q\bar{q}$. It can be seen that a wide range of resonance masses are excluded for the model. The dip in the expected and observed limit contours around $m(R_1) \approx 3.4$ TeV and $\rho_m \approx 0.2$ is due to variations in the signal efficiency caused by the removal of categories in the fit, as described above. The two isolated excluded regions, occurring in the $m(R_1)$ interval between 4 and 5 TeV, are separated from the main excluded region at lower masses by a region where the observed limits are higher than expected, consistent with an upward statistical fluctuation within this intermediate region.

The figure also shows the excluded region obtained from a reinterpretation of the inclusive CMS dijet resonance search [2], which is more sensitive to the decay channel $G_{KK} \rightarrow q\bar{q}$. For this reinterpretation we compared the theoretical cross section for $q\bar{q} \rightarrow G_{KK} \rightarrow q\bar{q}$ production, including all flavors of final state quarks except the top quark, with the observed upper limits from that

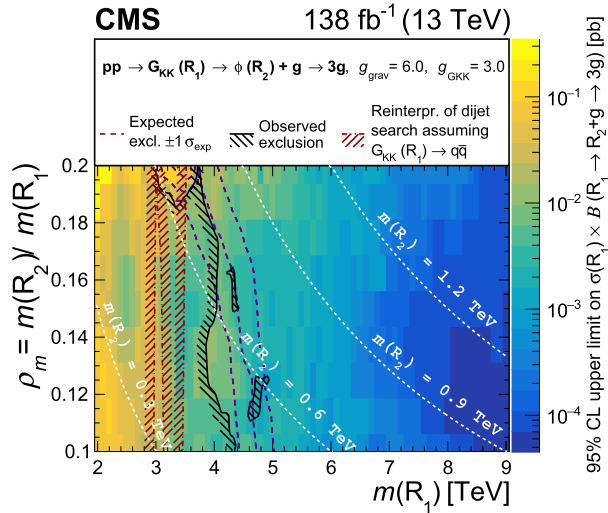


Fig. 5. Observed upper limits on the product of signal cross section and branching fraction, as a function of ρ_m vs. $m(R_1)$, for a resonance model with three gluons in the final state. The excluded regions from this search (black hatched) are optimized for the $G_{KK} \rightarrow \phi + g \rightarrow ggg$ decay with $g_{\text{grav}} = 6.0$ and $g_{GKK} = 3.0$. These excluded regions are compared with those obtained from a reinterpretation of the inclusive CMS dijet resonance search (JHEP 05 (2020) 033, [2]), which is more sensitive to the decay channel $G_{KK} \rightarrow q\bar{q}$ (red hatched). The vertical band between the $m(R_1)$ values of ≈ 3.0 and ≈ 3.1 TeV, for $\rho_m \lesssim 0.19$, is not excluded by the dijet search because of an upward statistical fluctuation in the observed limit. The white, dashed lines represent a sample of curves corresponding to fixed $m(R_2)$ values.

search on the cross section for the production of a narrow resonance. Since the branching fraction of the G_{KK} to a quark-antiquark pair depends only weakly on the mass of the ϕ radion, the contours of the excluded area are approximately vertical in the figure. The two results shown in the figure represent the present CMS reach for this benchmark model of new physics in two independent decay channels. Constraints on the G_{KK} mass from searches in $t\bar{t}$ channels [49,50] are comparable to those from the inclusive dijet analysis shown in Fig. 5.

8. Summary

A search for high-mass hadronic resonances that decay to a parton and a Lorentz-boosted resonance, which in turn decays into a pair of partons, has been presented. This is the first dedicated search for resonances decaying into three final state partons at the LHC in events with a boosted resonance. No statistically significant excess above the background predictions is observed. Results are interpreted in a model with a warped extra dimension where only the gluon field among the SM gauge fields is allowed to propagate in the entire bulk. The high-mass resonance is a Kaluza-Klein gluon, the boosted resonance is a radion, and the final-state partons are all gluons. Assuming this model, results from existing searches do not place constraints on the radion since it can only decay to a pair of gluons. By exploring a novel experimental signature, we significantly extend the excluded region in the parameter space of this benchmark model of new physics compared to previous inclusive searches for dijet resonances. In particular, the observed limits on the Kaluza-Klein gluon mass are extended by approximately 1 TeV.

Declaration of competing interest

The authors declare that they have no known competing financial interests or personal relationships that could have appeared to influence the work reported in this paper.

Data availability

Blank is too small for answer.

Acknowledgements

We congratulate our colleagues in the CERN accelerator departments for the excellent performance of the LHC and thank the technical and administrative staffs at CERN and at other CMS institutes for their contributions to the success of the CMS effort. In addition, we gratefully acknowledge the computing centers and personnel of the Worldwide LHC Computing Grid and other centers for delivering so effectively the computing infrastructure essential to our analyses. Finally, we acknowledge the enduring support for the construction and operation of the LHC, the CMS detector, and the supporting computing infrastructure provided by the following funding agencies: BMBWF and FWF (Austria); FNRS and FWO (Belgium); CNPq, CAPES, FAPERJ, FAPERGS, and FAPESP (Brazil); MES and BNSF (Bulgaria); CERN; CAS, MOST, and NSFC (China); Minciencias (Colombia); MSES and CSF (Croatia); RIF (Cyprus); SENESCYT (Ecuador); MoER, ERC PUT and ERDF (Estonia); Academy of Finland, MEC, and HIP (Finland); CEA and CNRS/IN2P3 (France); BMBF, DFG, and HGF (Germany); GSRI (Greece); NK-FIA (Hungary); DAE and DST (India); IPM (Iran); SFI (Ireland); INFN (Italy); MSIP and NRF (Republic of Korea); MES (Latvia); LAS (Lithuania); MOE and UM (Malaysia); BUAP, CINVESTAV, CONACYT, LNS, SEP, and UASLP-FAI (Mexico); MOS (Montenegro); MBIE (New Zealand); PAEC (Pakistan); MSHE and NSC (Poland); FCT (Portugal); JINR (Dubna); MON, ROSATOM, RAS, RFBR, and NRC KI (Russia); MESTD (Serbia); MCIN/AEI and PCTI (Spain); MoSTR (Sri Lanka); Swiss Funding Agencies (Switzerland); MST (Taipei); ThEPCenter, IPST, STAR, and NSTDA (Thailand); TUBITAK and TAEK (Turkey); NASU (Ukraine); STFC (United Kingdom); DOE and NSF (USA).

Individuals have received support from the Marie-Curie program and the European Research Council and Horizon 2020 Grant, contract Nos. 675440, 724704, 752730, 758316, 765710, 824093, 884104, and COST Action CA16108 (European Union); the Leventis Foundation; the Alfred P. Sloan Foundation; the Alexander von Humboldt Foundation; the Belgian Federal Science Policy Office; the Fonds pour la Formation à la Recherche dans l'Industrie et dans l'Agriculture (FRIA-Belgium); the Agentschap voor Innovatie door Wetenschap en Technologie (IWT-Belgium); the F.R.S.-FNRS and FWO (Belgium) under the "Excellence of Science - EOS" - be.h project n. 30820817; the Beijing Municipal Science & Technology Commission, No. Z191100007219010; The Ministry of Education, Youth and Sports (MEYS) of the Czech Republic; the Deutsche Forschungsgemeinschaft (DFG), under Germany's Excellence Strategy - EXC 2121 "Quantum Universe" - 390833306, and under project number 400140256 - GRK2497; the Lendület ("Momentum") Program and the János Bolyai Research Scholarship of the Hungarian Academy of Sciences, the New National Excellence Program ÚNKP, the NKFI research grants 123842, 123959, 124845, 124850, 125105, 128713, 128786, and 129058 (Hungary); the Council of Science and Industrial Research, India; the Latvian Council of Science; the Ministry of Science and Higher Education and the National Science Center, contracts Opus 2014/15/B/ST2/03998 and 2015/19/B/ST2/02861 (Poland); the Fundação para a Ciência e a Tecnologia, grant CEECIND/01334/2018 (Portugal); the National Priorities Research Program by Qatar National Research Fund; the Ministry of Science and Higher Education, projects no. 14.W03.31.0026 and no. FSWW-2020-0008, and the Russian Foundation for Basic Research, project No. 19-42-703014 (Russia); MCIN/AEI/10.13039/501100011033, ERDF "a way of making Europe", and the Programa Estatal de Fomento de la Investigación Científica y Técnica de Excelencia María de Maeztu, grant MDM-2017-0765 and Programa Severo Ochoa del Principado

de Asturias (Spain); the Stavros Niarchos Foundation (Greece); the Rachadapisek Sompot Fund for Postdoctoral Fellowship, Chulalongkorn University and the Chulalongkorn Academic into Its 2nd Century Project Advancement Project (Thailand); the Kavli Foundation; the Nvidia Corporation; the SuperMicro Corporation; the Welch Foundation, contract C-1845; and the Weston Havens Foundation (USA).

References

- [1] A. Arbey, F. Mahmoudi, Dark matter and the early universe: a review, *Prog. Part. Nucl. Phys.* 119 (2021) 103865, <https://doi.org/10.1016/j.pnpnp.2021.103865>, arXiv:2104.11488.
- [2] CMS Collaboration, Search for high mass dijet resonances with a new background prediction method in proton-proton collisions at $\sqrt{s} = 13$ TeV, *J. High Energy Phys.* 05 (2020) 033, [https://doi.org/10.1007/JHEP05\(2020\)033](https://doi.org/10.1007/JHEP05(2020)033), arXiv:1911.03947.
- [3] ATLAS Collaboration, Search for new resonances in mass distributions of jet pairs using 139 fb^{-1} of pp collisions at $\sqrt{s} = 13$ TeV with the ATLAS detector, *J. High Energy Phys.* 03 (2020) 145, [https://doi.org/10.1007/JHEP03\(2020\)145](https://doi.org/10.1007/JHEP03(2020)145), arXiv:1910.08447.
- [4] CMS Collaboration, Search for dijet resonances using events with three jets in proton-proton collisions at $\sqrt{s} = 13$ TeV, *Phys. Lett. B* 805 (2020) 135448, <https://doi.org/10.1016/j.physletb.2020.135448>, arXiv:1911.03761.
- [5] CMS Collaboration, Search for low mass vector resonances decaying into quark-antiquark pairs in proton-proton collisions at $\sqrt{s} = 13$ TeV, *Phys. Rev. D* 100 (2019) 112007, <https://doi.org/10.1103/PhysRevD.100.112007>, arXiv:1909.04114.
- [6] ATLAS Collaboration, Search for light resonances decaying to boosted quark pairs and produced in association with a photon or a jet in proton-proton collisions at $\sqrt{s} = 13$ TeV with the ATLAS detector, *Phys. Lett. B* 788 (2019) 316, <https://doi.org/10.1016/j.physletb.2018.09.062>, arXiv:1801.08769.
- [7] CMS Collaboration, Search for low-mass quark-antiquark resonances produced in association with a photon at $\sqrt{s} = 13$ TeV, *Phys. Rev. Lett.* 123 (2019) 231803, <https://doi.org/10.1103/PhysRevLett.123.231803>, arXiv:1905.10331.
- [8] ATLAS Collaboration, Search for low-mass resonances decaying into two jets and produced in association with a photon using pp collisions at $\sqrt{s} = 13$ TeV with the ATLAS detector, *Phys. Lett. B* 795 (2019) 56, <https://doi.org/10.1016/j.physletb.2019.03.067>, arXiv:1901.10917.
- [9] ATLAS Collaboration, Search for dijet resonances in events with an isolated charged lepton using $\sqrt{s} = 13$ TeV proton-proton collision data collected by the ATLAS detector, *J. High Energy Phys.* 06 (2020) 151, [https://doi.org/10.1007/JHEP06\(2020\)151](https://doi.org/10.1007/JHEP06(2020)151), arXiv:2002.11325.
- [10] ATLAS Collaboration, A search for pair-produced resonances in four-jet final states at $\sqrt{s} = 13$ TeV with the ATLAS detector, *Eur. Phys. J. C* 78 (2018) 250, <https://doi.org/10.1140/epjc/s10052-018-5693-4>, arXiv:1710.07171.
- [11] CMS Collaboration, Search for pair-produced resonances decaying to quark pairs in proton-proton collisions at $\sqrt{s} = 13$ TeV, *Phys. Rev. D* 98 (2018) 112014, <https://doi.org/10.1103/PhysRevD.98.112014>, arXiv:1808.03124.
- [12] CMS Collaboration, Search for pair-produced resonances each decaying into at least four quarks in proton-proton collisions at $\sqrt{s} = 13$ TeV, *Phys. Rev. Lett.* 121 (2018) 141802, <https://doi.org/10.1103/PhysRevLett.121.141802>, arXiv:1806.01058.
- [13] ATLAS Collaboration, Search for R-parity-violating supersymmetric particles in multi-jet final states produced in $p-p$ collisions at $\sqrt{s} = 13$ TeV using the ATLAS detector at the LHC, *Phys. Lett. B* 785 (2018) 136, <https://doi.org/10.1016/j.physletb.2018.08.021>, arXiv:1804.03568.
- [14] CMS Collaboration, Search for pair-produced three-jet resonances in proton-proton collisions at $\sqrt{s} = 13$ TeV, *Phys. Rev. D* 99 (2019) 012010, <https://doi.org/10.1103/PhysRevD.99.012010>, arXiv:1810.10092.
- [15] K.S. Agashe, J. Collins, P. Du, S. Hong, D. Kim, R.K. Mishra, LHC signals from cascade decays of warped vector resonances, *J. High Energy Phys.* 05 (2017) 078, [https://doi.org/10.1007/JHEP05\(2017\)078](https://doi.org/10.1007/JHEP05(2017)078), arXiv:1612.00047, including private communications with authors.
- [16] K. Agashe, J.H. Collins, P. Du, S. Hong, D. Kim, R.K. Mishra, Dedicated strategies for triboson signals from cascade decays of vector resonances, *Phys. Rev. D* 99 (2019) 075016, <https://doi.org/10.1103/PhysRevD.99.075016>, arXiv:1711.09920.
- [17] K. Agashe, M. Ekhterachian, D. Kim, D. Sathyan, LHC signals for KK graviton from an extended warped extra dimension, *J. High Energy Phys.* 11 (2020) 109, [https://doi.org/10.1007/JHEP11\(2020\)109](https://doi.org/10.1007/JHEP11(2020)109), arXiv:2008.06480.
- [18] M. Redi, V. Sanz, M. de Vries, A. Weiler, Strong signatures of right-handed compositeness, *J. High Energy Phys.* 08 (2013) 008, [https://doi.org/10.1007/JHEP08\(2013\)008](https://doi.org/10.1007/JHEP08(2013)008), arXiv:1305.3818.
- [19] CMS Collaboration, Search for narrow and broad dijet resonances in proton-proton collisions at $\sqrt{s} = 13$ TeV and constraints on dark matter mediators and other new particles, *J. High Energy Phys.* 08 (2018) 130, [https://doi.org/10.1007/JHEP08\(2018\)130](https://doi.org/10.1007/JHEP08(2018)130), arXiv:1806.00843.
- [20] HEPData record for this analysis, <https://doi.org/10.17182/hepdata.115423.2021>.
- [21] CMS Collaboration, The CMS experiment at the CERN LHC, *J. Instrum.* 3 (2008) S08004, <https://doi.org/10.1088/1748-0221/3/08/S08004>, arXiv:2012.06888.
- [22] CMS Collaboration, Performance of the CMS level-1 trigger in proton-proton collisions at $\sqrt{s} = 13$ TeV, *J. Instrum.* 15 (2020) P10017, <https://doi.org/10.1088/1748-0221/15/10/P10017>, arXiv:2006.10165.
- [23] CMS Collaboration, The CMS trigger system, *J. Instrum.* 12 (2017) P01020, <https://doi.org/10.1088/1748-0221/12/01/P01020>, arXiv:1609.02366.
- [24] J. Alwall, R. Frederix, S. Frixione, V. Hirschi, F. Maltoni, O. Mattelaer, H.-S. Shao, T. Stelzer, P. Torrielli, M. Zaro, The automated computation of tree-level and next-to-leading order differential cross sections, and their matching to parton shower simulations, *J. High Energy Phys.* 07 (2014) 079, [https://doi.org/10.1007/JHEP07\(2014\)079](https://doi.org/10.1007/JHEP07(2014)079), arXiv:1405.0301.
- [25] Törbjörn Sjöstrand, S. Ask, J.R. Christiansen, R. Corke, N. Desai, P. Ilten, S. Mrenna, S. Prestel, C.O. Rasmussen, P.Z. Skands, An introduction to PYTHIA 8.2, *Comput. Phys. Commun.* 191 (2015) 159, <https://doi.org/10.1016/j.cpc.2015.01.024>, arXiv:1410.3012.
- [26] R.D. Ball, et al., NNPDF, Parton distributions from high-precision collider data, *Eur. Phys. J. C* 77 (2017) 663, <https://doi.org/10.1140/epjc/s10052-017-5199-5>, arXiv:1706.00428.
- [27] CMS Collaboration, Extraction and validation of a new set of CMS pythia 8 tunes from underlying-event measurements, *Eur. Phys. J. C* 80 (2020) 4, <https://doi.org/10.1140/epjc/s10052-019-7499-4>, arXiv:1903.12179.
- [28] S. Agostinelli, et al., GEANT4—a simulation toolkit, *Nucl. Instrum. Methods A* 506 (2003) 250, [https://doi.org/10.1016/S0168-9002\(03\)01368-8](https://doi.org/10.1016/S0168-9002(03)01368-8).
- [29] CMS Collaboration, Particle-flow reconstruction and global event description with the CMS detector, *J. Instrum.* 12 (2017) P10003, <https://doi.org/10.1088/1748-0221/12/10/P10003>, arXiv:1706.04965.
- [30] D. Bertolini, P. Harris, M. Low, N. Tran, Pileup per particle identification, *J. High Energy Phys.* 10 (2014) 59, [https://doi.org/10.1007/JHEP10\(2014\)059](https://doi.org/10.1007/JHEP10(2014)059), arXiv:1407.6013.
- [31] CMS Collaboration, Pileup mitigation at CMS in 13 TeV data, *J. Instrum.* 15 (2020) P09018, <https://doi.org/10.1088/1748-0221/15/09/p09018>, arXiv:2003.00503.
- [32] M. Cacciari, G.P. Salam, G. Soyez, FastJet user manual, *Eur. Phys. J. C* 72 (2012) 1896, <https://doi.org/10.1140/epjc/s10052-012-1896-2>, arXiv:1111.6097.
- [33] M. Cacciari, G.P. Salam, G. Soyez, The anti- k_T jet clustering algorithm, *J. High Energy Phys.* 04 (2008) 63, <https://doi.org/10.1088/1126-6708/2008/04/063>, arXiv:0802.1189.
- [34] CMS Collaboration, Jet algorithms performance in 13 TeV data, CMS Physics Analysis Summary CMS-PAS-JME-16-003 2017, <https://cds.cern.ch/record/2256875>.
- [35] A.J. Larkoski, S. Marzani, G. Soyez, J. Thaler, Soft drop, *J. High Energy Phys.* 05 (2014) 053002, [https://doi.org/10.1007/jhep05\(2014\)146](https://doi.org/10.1007/jhep05(2014)146), arXiv:1402.2657.
- [36] CMS Collaboration, Search for dijet resonances in proton-proton collisions at $\sqrt{s} = 13$ TeV and constraints on dark matter and other models, *Phys. Lett. B* 769 (2016) 520, <https://doi.org/10.1016/j.physletb.2017.02.012>, arXiv:1611.03568.
- [37] J. Thaler, K. Van Tilburg, Identifying boosted objects with N-subjettiness, *J. High Energy Phys.* 03 (2011) 015, [https://doi.org/10.1007/JHEP03\(2011\)015](https://doi.org/10.1007/JHEP03(2011)015), arXiv:1011.2268.
- [38] M.J. Oreglia, A study of the reactions $\psi' \rightarrow \gamma\gamma\psi$, Ph.D. thesis, SLAC Report SLAC-R-236, Stanford University, 1980, <http://www.slac.stanford.edu/cgi-wrap/getdoc/slac-r-236.pdf>.
- [39] J.E. Gaiser, Charmonium spectroscopy from radiative decays of the J/ψ and ψ' , Ph.D. thesis, SLAC Report SLAC-R-255, Stanford University, 1982, <https://www.slac.stanford.edu/cgi-bin/getdoc/slac-r-255.pdf>.
- [40] CMS Collaboration, Precision luminosity measurement in proton-proton collisions at $\sqrt{s} = 13$ TeV in 2015 and 2016 at CMS, *Eur. Phys. J. C* 81 (2021) 800, <https://doi.org/10.1140/epjc/s10052-021-09538-2>, arXiv:2104.01927.
- [41] CMS Collaboration, CMS luminosity measurement for the 2017 data-taking period at $\sqrt{s} = 13$ TeV, CMS Physics Analysis Summary CMS-PAS-LUM-17-004, 2018, <https://cds.cern.ch/record/2621960/>.
- [42] CMS Collaboration, CMS luminosity measurement for the 2018 data-taking period at $\sqrt{s} = 13$ TeV, CMS Physics Analysis Summary CMS-PAS-LUM-18-002, 2019, <https://cds.cern.ch/record/2676164/>.
- [43] L. Demortier, P values and nuisance parameters, in: *Statistical Issues for LHC Physics, Proceedings, Workshop, PHYSTAT-LHC, Geneva, Switzerland, June 27-29, 2007, 2008*, p. 23.
- [44] R. Barlow, Event classification using weighting methods, *J. Comput. Phys.* 72 (1987) 202, [https://doi.org/10.1016/0021-9991\(87\)90078-7](https://doi.org/10.1016/0021-9991(87)90078-7).
- [45] T. Junk, Confidence level computation for combining searches with small statistics, *Nucl. Instrum. Methods A* 434 (1999) 435, [https://doi.org/10.1016/S0168-9002\(99\)00498-2](https://doi.org/10.1016/S0168-9002(99)00498-2), arXiv:hep-ex/9902006.
- [46] A.L. Read, Presentation of search results: the CL_s technique, *J. Phys. G* 28 (2002) 2693, <https://doi.org/10.1088/0954-3889/28/10/313>.
- [47] ATLAS and CMS Collaborations, and the LHC Higgs Combination Group, Procedure for the LHC Higgs boson search combination in Summer 2011, Technical Report CMS-NOTE-2011-005, ATL-PHYS-PUB-2011-11, 2011, <https://cds.cern.ch/record/1379837>.
- [48] G. Cowan, K. Cranmer, E. Gross, O. Vitells, Asymptotic formulae for likelihood-based tests of new physics, *Eur. Phys. J. C* 71 (2011) 1554, <https://doi.org/>

10.1140/epjc/s10052-011-1554-0, arXiv:1007.1727, Erratum: <https://doi.org/10.1140/epjc/s10052-013-2501-z>.

[49] CMS Collaboration, Search for resonant $t\bar{t}$ production in proton-proton collisions at $\sqrt{s} = 13$ TeV, J. High Energy Phys. 04 (2019) 031, [https://doi.org/10.1007/JHEP04\(2019\)031](https://doi.org/10.1007/JHEP04(2019)031), arXiv:1810.05905.

[50] ATLAS Collaboration, Search for $t\bar{t}$ resonances in fully hadronic final states in pp collisions at $\sqrt{s} = 13$ TeV with the ATLAS detector, J. High Energy Phys. 10 (2020) 061, [https://doi.org/10.1007/JHEP10\(2020\)061](https://doi.org/10.1007/JHEP10(2020)061), arXiv:2005.05138.

The CMS Collaboration

A. Tumasyan

Yerevan Physics Institute, Yerevan, Armenia

W. Adam, J.W. Andrejkovic, T. Bergauer, S. Chatterjee, M. Dragicevic, A. Escalante Del Valle, R. Frühwirth¹, M. Jeitler¹, N. Krammer, L. Lechner, D. Liko, I. Mikulec, P. Paulitsch, F.M. Pitters, J. Schieck¹, R. Schöfbeck, D. Schwarz, S. Templ, W. Waltenberger, C.-E. Wulz¹

Institut für Hochenergiephysik, Vienna, Austria

V. Chekhovsky, A. Litomin, V. Makarenko

Institute for Nuclear Problems, Minsk, Belarus

M.R. Darwish², E.A. De Wolf, T. Janssen, T. Kello³, A. Lelek, H. Rejeb Sfar, P. Van Mechelen, S. Van Putte, N. Van Remortel

Universiteit Antwerpen, Antwerpen, Belgium

F. Blekman, E.S. Bols, J. D'Hondt, M. Delcourt, H. El Faham, S. Lowette, S. Moortgat, A. Morton, D. Müller, A.R. Sahasransu, S. Tavernier, W. Van Doninck, P. Van Mulders

Vrije Universiteit Brussel, Brussel, Belgium

D. Beghin, B. Bilin, B. Clerbaux, G. De Lentdecker, L. Favart, A. Grebenyuk, A.K. Kalsi, K. Lee, M. Mahdavihorrani, I. Makarenko, L. Moureaux, L. Pétré, A. Popov, N. Postiau, E. Starling, L. Thomas, M. Vanden Bemden, C. Vander Velde, P. Vanlaer, L. Wezenbeek

Université Libre de Bruxelles, Bruxelles, Belgium

T. Cornelis, D. Dobur, J. Knolle, L. Lambrecht, G. Mestdach, M. Niedziela, C. Roskas, A. Samalan, K. Skovpen, M. Tytgat, B. Vermassen, M. Vit

Ghent University, Ghent, Belgium

A. Benecke, A. Bethani, G. Bruno, F. Bury, C. Caputo, P. David, C. Delaere, I.S. Donertas, A. Giammanco, K. Jaffel, Sa. Jain, V. Lemaître, K. Mondal, J. Prisciandaro, A. Taliercio, M. Teklishyn, T.T. Tran, P. Vischia, S. Wertz

Université Catholique de Louvain, Louvain-la-Neuve, Belgium

G.A. Alves, C. Hensel, A. Moraes

Centro Brasileiro de Pesquisas Físicas, Rio de Janeiro, Brazil

W.L. Aldá Júnior, M. Alves Gallo Pereira, M. Barroso Ferreira Filho, H. Brandao Malbouisson, W. Carvalho, J. Chinellato⁴, E.M. Da Costa, G.G. Da Silveira⁵, D. De Jesus Damiao, S. Fonseca De Souza, D. Matos Figueiredo, C. Mora Herrera, K. Mota Amarilo, L. Mundim, H. Nogima, P. Rebello Teles, A. Santoro, S.M. Silva Do Amaral, A. Sznajder, M. Thiel, F. Torres Da Silva De Araujo⁶, A. Vilela Pereira

Universidade do Estado do Rio de Janeiro, Rio de Janeiro, Brazil

C.A. Bernardes⁵, L. Calligaris, T.R. Fernandez Perez Tomei, E.M. Gregores, D.S. Lemos, P.G. Mercadante, S.F. Novaes, Sandra S. Padula

Universidade Estadual Paulista (a), Universidade Federal do ABC (b), São Paulo, Brazil

A. Aleksandrov, G. Antchev, R. Hadjiiska, P. Iaydjiev, M. Misheva, M. Rodozov, M. Shopova, G. Sultanov

Institute for Nuclear Research and Nuclear Energy, Bulgarian Academy of Sciences, Sofia, Bulgaria

A. Dimitrov, T. Ivanov, L. Litov, B. Pavlov, P. Petkov, A. Petrov

University of Sofia, Sofia, Bulgaria

T. Cheng, T. Javaid⁷, M. Mittal, L. Yuan

Beihang University, Beijing, China

M. Ahmad, G. Bauer, C. Dozen⁸, Z. Hu, J. Martins⁹, Y. Wang, K. Yi^{10,11}

Department of Physics, Tsinghua University, Beijing, China

E. Chapon, G.M. Chen⁷, H.S. Chen⁷, M. Chen, F. Iemmi, A. Kapoor, D. Leggat, H. Liao, Z.-A. Liu⁷, V. Milosevic, F. Monti, R. Sharma, J. Tao, J. Thomas-Wilsker, J. Wang, H. Zhang, J. Zhao

Institute of High Energy Physics, Beijing, China

A. Agapitos, Y. An, Y. Ban, C. Chen, A. Levin, Q. Li, X. Lyu, Y. Mao, S.J. Qian, D. Wang, Q. Wang, J. Xiao

State Key Laboratory of Nuclear Physics and Technology, Peking University, Beijing, China

M. Lu, Z. You

Sun Yat-Sen University, Guangzhou, China

X. Gao³, H. Okawa

Institute of Modern Physics and Key Laboratory of Nuclear Physics and Ion-beam Application (MOE) - Fudan University, Shanghai, China

Z. Lin, M. Xiao

Zhejiang University, Hangzhou, Zhejiang, China

C. Avila, A. Cabrera, C. Florez, J. Fraga

Universidad de Los Andes, Bogota, Colombia

J. Mejia Guisao, F. Ramirez, J.D. Ruiz Alvarez, C.A. Salazar González

Universidad de Antioquia, Medellin, Colombia

D. Giljanovic, N. Godinovic, D. Lelas, I. Puljak

University of Split, Faculty of Electrical Engineering, Mechanical Engineering and Naval Architecture, Split, Croatia

Z. Antunovic, M. Kovac, T. Sculac

University of Split, Faculty of Science, Split, Croatia

V. Brigljevic, D. Ferencek, D. Majumder, M. Roguljic, A. Starodumov¹², T. Susa

Institute Rudjer Boskovic, Zagreb, Croatia

A. Attikis, K. Christoforou, E. Erodotou, A. Ioannou, G. Kole, M. Kolosova, S. Konstantinou, J. Mousa, C. Nicolaou, F. Ptochos, P.A. Razis, H. Rykaczewski, H. Saka

University of Cyprus, Nicosia, Cyprus

M. Finger¹³, M. Finger Jr.¹³, A. Kveton

Charles University, Prague, Czech Republic

E. Ayala

Escuela Politecnica Nacional, Quito, Ecuador

E. Carrera Jarrin

Universidad San Francisco de Quito, Quito, Ecuador

S. Abu Zeid ¹⁴

Academy of Scientific Research and Technology of the Arab Republic of Egypt, Egyptian Network of High Energy Physics, Cairo, Egypt

M.A. Mahmoud, Y. Mohammed

Center for High Energy Physics (CHEP-FU), Fayoum University, El-Fayoum, Egypt

S. Bhowmik, R.K. Dewanjee, K. Ehataht, M. Kadastik, S. Nandan, C. Nielsen, J. Pata, M. Raidal, L. Tani, C. Veelken

National Institute of Chemical Physics and Biophysics, Tallinn, Estonia

P. Eerola, L. Forthomme, H. Kirschenmann, K. Osterberg, M. Voutilainen

Department of Physics, University of Helsinki, Helsinki, Finland

S. Bharthuar, E. Brücken, F. Garcia, J. Havukainen, M.S. Kim, R. Kinnunen, T. Lampén, K. Lassila-Perini, S. Lehti, T. Lindén, M. Lotti, L. Martikainen, M. Myllymäki, J. Ott, H. Siikonen, E. Tuominen, J. Tuominiemi

Helsinki Institute of Physics, Helsinki, Finland

P. Luukka, H. Petrow, T. Tuuva

Lappeenranta University of Technology, Lappeenranta, Finland

C. Amendola, M. Besancon, F. Couderc, M. Dejardin, D. Denegri, J.L. Faure, F. Ferri, S. Ganjour, A. Givernaud, P. Gras, G. Hamel de Monchenault, P. Jarry, B. Lenzi, E. Locci, J. Malcles, J. Rander, A. Rosowsky, M.Ö. Sahin, A. Savoy-Navarro ¹⁵, M. Titov, G.B. Yu

IRFU, CEA, Université Paris-Saclay, Gif-sur-Yvette, France

S. Ahuja, F. Beaudette, M. Bonanomi, A. Buchot Perraguin, P. Busson, A. Cappati, C. Charlot, O. Davignon, B. Diab, G. Falmagne, S. Ghosh, R. Granier de Cassagnac, A. Hakimi, I. Kucher, J. Motta, M. Nguyen, C. Ochando, P. Paganini, J. Rembser, R. Salerno, U. Sarkar, J.B. Sauvan, Y. Sirois, A. Tarabini, A. Zabi, A. Zghiche

Laboratoire Leprince-Ringuet, CNRS/IN2P3, Ecole Polytechnique, Institut Polytechnique de Paris, Palaiseau, France

J.-L. Agram ¹⁶, J. Andrea, D. Apparú, D. Bloch, G. Bourgatte, J.-M. Brom, E.C. Chabert, C. Collard, D. Darej, J.-C. Fontaine ¹⁶, U. Goerlach, C. Grimault, A.-C. Le Bihan, E. Nibigira, P. Van Hove

Université de Strasbourg, CNRS, IPHC UMR 7178, Strasbourg, France

E. Asilar, S. Beauceron, C. Bernet, G. Boudoul, C. Camen, A. Carle, N. Chanon, D. Contardo, P. Depasse, H. El Mamouni, J. Fay, S. Gascon, M. Gouzevitch, B. Ille, I.B. Laktineh, H. Lattaud, A. Lesauvage, M. Lethuillier, L. Mirabito, S. Perries, K. Shchablo, V. Sordini, L. Torterotot, G. Touquet, M. Vander Donckt, S. Viret

Institut de Physique des 2 Infinis de Lyon (IP2I), Villeurbanne, France

I. Lomidze, T. Toriashvili ¹⁷, Z. Tsamalaidze ¹³

Georgian Technical University, Tbilisi, Georgia

V. Botta, L. Feld, K. Klein, M. Lipinski, D. Meuser, A. Pauls, N. Röwert, J. Schulz, M. Teroerde

RWTH Aachen University, I. Physikalisches Institut, Aachen, Germany

A. Dodonova, D. Eliseev, M. Erdmann, P. Fackeldey, B. Fischer, S. Ghosh, T. Hebbeker, K. Hoepfner, F. Ivone, L. Mastrolorenzo, M. Merschmeyer, A. Meyer, G. Mocellin, S. Mondal, S. Mukherjee, D. Noll, A. Novak, T. Pook, A. Pozdnyakov, Y. Rath, H. Reithler, J. Roemer, A. Schmidt, S.C. Schuler, A. Sharma, L. Vigilante, S. Wiedenbeck, S. Zaleski

RWTH Aachen University, III. Physikalisches Institut A, Aachen, Germany

C. Dziwok, G. Flügge, W. Haj Ahmad¹⁸, O. Hlushchenko, T. Kress, A. Nowack, C. Pistone, O. Pooth, D. Roy, H. Sert, A. Stahl¹⁹, T. Ziemons, A. Zotz

RWTH Aachen University, III. Physikalisches Institut B, Aachen, Germany

H. Aarup Petersen, M. Aldaya Martin, P. Asmuss, S. Baxter, M. Bayatmakou, O. Behnke, A. Bermúdez Martínez, S. Bhattacharya, A.A. Bin Anuar, K. Borras²⁰, D. Brunner, A. Campbell, A. Cardini, C. Cheng, F. Colombina, S. Consuegra Rodríguez, G. Correia Silva, V. Danilov, M. De Silva, L. Didukh, G. Eckerlin, D. Eckstein, L.I. Estevez Banos, O. Filatov, E. Gallo²¹, A. Geiser, A. Giraldi, A. Grohsjean, M. Guthoff, A. Jafari²², N.Z. Jomhari, H. Jung, A. Kasem²⁰, M. Kasemann, H. Kaveh, C. Kleinwort, D. Krücker, W. Lange, J. Lidrych, K. Lipka, W. Lohmann²³, R. Mankel, I.-A. Melzer-Pellmann, M. Mendizabal Morentin, J. Metwally, A.B. Meyer, M. Meyer, J. Mnich, A. Mussgiller, Y. Otariid, D. Pérez Adán, D. Pitzl, A. Raspereza, B. Ribeiro Lopes, J. Rübenach, A. Saggio, A. Saibel, M. Savitskyi, M. Scham²⁴, V. Scheurer, P. Schütze, C. Schwanenberger²¹, M. Shchedrolosiev, R.E. Sosa Ricardo, D. Stafford, N. Tonon, M. Van De Klundert, R. Walsh, D. Walter, Y. Wen, K. Wichmann, L. Wiens, C. Wissing, S. Wuchterl

Deutsches Elektronen-Synchrotron, Hamburg, Germany

R. Aggleton, S. Albrecht, S. Bein, L. Benato, P. Connor, K. De Leo, M. Eich, F. Feindt, A. Fröhlich, C. Garbers, E. Garutti, P. Gunnellini, M. Hajheidari, J. Haller, A. Hinzmann, G. Kasieczka, R. Klanner, R. Kogler, T. Kramer, V. Kutzner, J. Lange, T. Lange, A. Lobanov, A. Malara, A. Nigamova, K.J. Pena Rodriguez, O. Rieger, P. Schleper, M. Schröder, J. Schwandt, J. Sonneveld, H. Stadie, G. Steinbrück, A. Tews, I. Zoi

University of Hamburg, Hamburg, Germany

J. Bechtel, S. Brommer, E. Butz, R. Caspart, T. Chwalek, W. De Boer[†], A. Dierlamm, A. Droll, K. El Morabit, N. Faltermann, M. Giffels, J.o. Gosewisch, A. Gottmann, F. Hartmann¹⁹, C. Heidecker, U. Husemann, P. Keicher, R. Koppenhöfer, S. Maier, M. Metzler, S. Mitra, Th. Müller, M. Neukum, A. Nürnberg, G. Quast, K. Rabbertz, J. Rauser, D. Savoii, M. Schnepf, D. Seith, I. Shvetsov, H.J. Simonis, R. Ulrich, J. Van Der Linden, R.F. Von Cube, M. Wassmer, M. Weber, S. Wieland, R. Wolf, S. Wozniewski, S. Wunsch

Karlsruher Institut fuer Technologie, Karlsruhe, Germany

G. Anagnostou, G. Daskalakis, T. Gerasis, A. Kyriakis, D. Loukas, A. Stakia

Institute of Nuclear and Particle Physics (INPP), NCSR Demokritos, Aghia Paraskevi, Greece

M. Diamantopoulou, D. Karasavvas, G. Karathanasis, P. Kontaxakis, C.K. Koraka, A. Manousakis-Katsikakis, A. Panagiotou, I. Papavergou, N. Saoulidou, K. Theofilatos, E. Tziaferi, K. Vellidis, E. Vourliotis

National and Kapodistrian University of Athens, Athens, Greece

G. Bakas, K. Kousouris, I. Papakrivopoulos, G. Tsipolitis, A. Zacharopoulou

National Technical University of Athens, Athens, Greece

K. Adamidis, I. Bestintzanos, I. Evangelou, C. Foudas, P. Gianneios, P. Katsoulis, P. Kokkas, N. Manthos, I. Papadopoulos, J. Strologas

University of Ioánnina, Ioánnina, Greece

M. Csanad, K. Farkas, M.M.A. Gadallah²⁵, S. Lökös²⁶, P. Major, K. Mandal, A. Mehta, G. Pasztor, A.J. Rádl, O. Surányi, G.I. Veres

MTA-ELTE Lendület CMS Particle and Nuclear Physics Group, Eötvös Loránd University, Budapest, Hungary

M. Bartók²⁷, G. Bencze, C. Hajdu, D. Horvath²⁸, F. Sikler, V. Veszpremi

Wigner Research Centre for Physics, Budapest, Hungary

S. Czellar, J. Karancsi²⁷, J. Molnar, Z. Szillasi, D. Teyssier

Institute of Nuclear Research ATOMKI, Debrecen, Hungary

P. Raics, Z.L. Trocsanyi²⁹, B. Ujvari

Institute of Physics, University of Debrecen, Debrecen, Hungary

T. Csorgo³⁰, F. Nemes³⁰, T. Novak

Karoly Robert Campus, MATE Institute of Technology, Gyongyos, Hungary

S. Choudhury, J.R. Komaragiri, D. Kumar, L. Panwar, P.C. Tiwari

Indian Institute of Science (IISc), Bangalore, India

S. Bahinipati³¹, C. Kar, P. Mal, T. Mishra, V.K. Muraleedharan Nair Bindhu³², A. Nayak³², P. Saha, N. Sur, S.K. Swain, D. Vats³²

National Institute of Science Education and Research, HBNI, Bhubaneswar, India

S. Bansal, S.B. Beri, V. Bhatnagar, G. Chaudhary, S. Chauhan, N. Dhingra³³, R. Gupta, A. Kaur, M. Kaur, S. Kaur, P. Kumari, M. Meena, K. Sandeep, J.B. Singh, A.K. Viridi

Panjab University, Chandigarh, India

A. Ahmed, A. Bhardwaj, B.C. Choudhary, M. Gola, S. Keshri, A. Kumar, M. Naimuddin, P. Priyanka, K. Ranjan, A. Shah

University of Delhi, Delhi, India

M. Bharti³⁴, R. Bhattacharya, S. Bhattacharya, D. Bhowmik, S. Dutta, S. Dutta, B. Gomber³⁵, M. Maity³⁶, P. Palit, P.K. Rout, G. Saha, B. Sahu, S. Sarkar, M. Sharan, B. Singh³⁴, S. Thakur³⁴

Saha Institute of Nuclear Physics, HBNI, Kolkata, India

P.K. Behera, S.C. Behera, P. Kalbhor, A. Muhammad, R. Pradhan, P.R. Pujahari, A. Sharma, A.K. Sikdar

Indian Institute of Technology Madras, Madras, India

D. Dutta, V. Jha, V. Kumar, D.K. Mishra, K. Naskar³⁷, P.K. Netrakanti, L.M. Pant, P. Shukla

Bhabha Atomic Research Centre, Mumbai, India

T. Aziz, S. Dugad, M. Kumar

Tata Institute of Fundamental Research-A, Mumbai, India

S. Banerjee, R. Chudasama, M. Guchait, S. Karmakar, S. Kumar, G. Majumder, K. Mazumdar, S. Mukherjee

Tata Institute of Fundamental Research-B, Mumbai, India

K. Alpana, S. Dube, B. Kansal, A. Laha, S. Pandey, A. Rane, A. Rastogi, S. Sharma

Indian Institute of Science Education and Research (IISER), Pune, India

H. Bakhshiansohi³⁸, E. Khazaie, M. Zeinali³⁹

Isfahan University of Technology, Isfahan, Iran

S. Chenarani⁴⁰, S.M. Etesami, M. Khakzad, M. Mohammadi Najafabadi

Institute for Research in Fundamental Sciences (IPM), Tehran, Iran

M. Grunewald

University College Dublin, Dublin, Ireland

M. Abbrescia^{a,b}, R. Aly^{a,b,41}, C. Aruta^{a,b}, A. Colaleo^a, D. Creanza^{a,c}, N. De Filippis^{a,c}, M. De Palma^{a,b}, A. Di Florio^{a,b}, A. Di Pilato^{a,b}, W. Elmetenawee^{a,b}, L. Fiore^a, A. Gelmi^{a,b}, M. Gul^a, G. Iaselli^{a,c}, M. Ince^{a,b}, S. Lezki^{a,b}, G. Maggi^{a,c}, M. Maggi^a, I. Margjeka^{a,b}, V. Mastrapasqua^{a,b}, J.A. Merlin^a, S. My^{a,b}, S. Nuzzo^{a,b}, A. Pellecchia^{a,b}, A. Pompili^{a,b}, G. Pugliese^{a,c}, D. Ramos, A. Ranieri^a, G. Selvaggi^{a,b}, L. Silvestris^a, F.M. Simone^{a,b}, R. Venditti^a, P. Verwilligen^a

^a INFN Sezione di Bari, Bari, Italy^b Università di Bari, Bari, Italy^c Politecnico di Bari, Bari, Italy

G. Abbiendi^a, C. Battilana^{a,b}, D. Bonacorsi^{a,b}, L. Borghonovi^a, L. Brigliadori^a, R. Campanini^{a,b}, P. Capiluppi^{a,b}, A. Castro^{a,b}, F.R. Cavallo^a, M. Cuffiani^{a,b}, G.M. Dallavalle^a, T. Diotallevi^{a,b}, F. Fabbri^a, A. Fanfani^{a,b}, P. Giacomelli^a, L. Giommi^{a,b}, C. Grandi^a, L. Guiducci^{a,b}, S. Lo Meo^{a,42}, L. Lunerti^{a,b}, S. Marcellini^a, G. Masetti^a, F.L. Navarria^{a,b}, A. Perrotta^a, F. Primavera^{a,b}, A.M. Rossi^{a,b}, T. Rovelli^{a,b}, G.P. Siroli^{a,b}

^a INFN Sezione di Bologna, Bologna, Italy^b Università di Bologna, Bologna, Italy

S. Albergo^{a,b,43}, S. Costa^{a,b,43}, A. Di Mattia^a, R. Potenza^{a,b}, A. Tricomi^{a,b,43}, C. Tuve^{a,b}

^a INFN Sezione di Catania, Catania, Italy^b Università di Catania, Catania, Italy

G. Barbagli^a, A. Cassese^a, R. Ceccarelli^{a,b}, V. Ciulli^{a,b}, C. Civinini^a, R. D'Alessandro^{a,b}, E. Focardi^{a,b}, G. Latino^{a,b}, P. Lenzi^{a,b}, M. Lizzo^{a,b}, M. Meschini^a, S. Paoletti^a, R. Seidita^{a,b}, G. Sguazzoni^a, L. Viliani^a

^a INFN Sezione di Firenze, Firenze, Italy^b Università di Firenze, Firenze, Italy**L. Benussi, S. Bianco, D. Piccolo**

INFN Laboratori Nazionali di Frascati, Frascati, Italy

M. Bozzo^{a,b}, F. Ferro^a, R. Mulargia^{a,b}, E. Robutti^a, S. Tosi^{a,b}

^a INFN Sezione di Genova, Genova, Italy^b Università di Genova, Genova, Italy

A. Benaglia^a, G. Boldrini, F. Brivio^{a,b}, F. Cettorelli^{a,b}, F. De Guio^{a,b}, M.E. Dinardo^{a,b}, P. Dini^a, S. Gennai^a, A. Ghezzi^{a,b}, P. Govoni^{a,b}, L. Guzzi^{a,b}, M.T. Lucchini^{a,b}, M. Malberti^a, S. Malvezzi^a, A. Massironi^a, D. Menasce^a, L. Moroni^a, M. Paganoni^{a,b}, D. Pedrini^a, B.S. Pinolini, S. Ragazzi^{a,b}, N. Redaelli^a, T. Tabarelli de Fatis^{a,b}, D. Valsecchi^{a,b,19}, D. Zuolo^{a,b}

^a INFN Sezione di Milano-Bicocca, Milano, Italy^b Università di Milano-Bicocca, Milano, Italy

S. Buontempo^a, F. Carnevali^{a,b}, N. Cavallo^{a,c}, A. De Iorio^{a,b}, F. Fabozzi^{a,c}, A.O.M. Iorio^{a,b}, L. Lista^{a,b}, S. Meola^{a,d,19}, P. Paolucci^{a,19}, B. Rossi^a, C. Sciacca^{a,b}

^a INFN Sezione di Napoli, Napoli, Italy^b Università di Napoli "Federico II", Napoli, Italy^c Università della Basilicata, Potenza, Italy^d Università G. Marconi, Roma, Italy

P. Azzi^a, N. Bacchetta^a, D. Bisello^{a,b}, P. Bortignon^a, A. Bragagnolo^{a,b}, R. Carlin^{a,b}, P. Checchia^a, T. Dorigo^a, U. Dosselli^a, F. Gasparini^{a,b}, U. Gasparini^{a,b}, G. Grosso, S.Y. Hoh^{a,b}, L. Layer^{a,44}, E. Lusiani, M. Margoni^{a,b}, A.T. Meneguzzo^{a,b}, J. Pazzini^{a,b}, P. Ronchese^{a,b}, R. Rossin^{a,b}, F. Simonetto^{a,b}, G. Strong^a, M. Tosi^{a,b}, H. Yarar^{a,b}, M. Zanetti^{a,b}, P. Zotto^{a,b}, A. Zucchetta^{a,b}, G. Zumerle^{a,b}

^a INFN Sezione di Padova, Padova, Italy^b Università di Padova, Padova, Italy^c Università di Trento, Trento, Italy

C. Aime ^{a,b}, A. Braghieri ^a, S. Calzaferri ^{a,b}, D. Fiorina ^{a,b}, P. Montagna ^{a,b}, S.P. Ratti ^{a,b}, V. Re ^a,
C. Riccardi ^{a,b}, P. Salvini ^a, I. Vai ^a, P. Vitulo ^{a,b}

^a INFN Sezione di Pavia, Pavia, Italy^b Università di Pavia, Pavia, Italy

P. Asenov ^{a,45}, G.M. Bilei ^a, D. Ciangottini ^{a,b}, L. Fanò ^{a,b}, P. Lariccia ^{a,b}, M. Magherini ^b, G. Mantovani ^{a,b},
V. Mariani ^{a,b}, M. Menichelli ^a, F. Moscatelli ^{a,45}, A. Piccinelli ^{a,b}, M. Presilla ^{a,b}, A. Rossi ^{a,b},
A. Santocchia ^{a,b}, D. Spiga ^a, T. Tedeschi ^{a,b}

^a INFN Sezione di Perugia, Perugia, Italy^b Università di Perugia, Perugia, Italy

P. Azzurri ^a, G. Bagliesi ^a, V. Bertacchi ^{a,c}, L. Bianchini ^a, T. Boccali ^a, E. Bossini ^{a,b}, R. Castaldi ^a,
M.A. Ciocci ^{a,b}, V. D'Amante ^{a,d}, R. Dell'Orso ^a, M.R. Di Domenico ^{a,d}, S. Donato ^a, A. Giassi ^a, F. Ligabue ^{a,c},
E. Manca ^{a,c}, G. Mandorli ^{a,c}, A. Messineo ^{a,b}, F. Palla ^a, S. Parolia ^{a,b}, G. Ramirez-Sanchez ^{a,c}, A. Rizzi ^{a,b},
G. Rolandi ^{a,c}, S. Roy Chowdhury ^{a,c}, A. Scribano ^a, N. Shafiei ^{a,b}, P. Spagnolo ^a, R. Tenchini ^a, G. Tonelli ^{a,b},
N. Turini ^{a,d}, A. Venturi ^a, P.G. Verdini ^a

^a INFN Sezione di Pisa, Pisa, Italy^b Università di Pisa, Pisa, Italy^c Scuola Normale Superiore di Pisa, Pisa, Italy^d Università di Siena, Siena, Italy

P. Barria ^a, M. Campana ^{a,b}, F. Cavallari ^a, D. Del Re ^{a,b}, E. Di Marco ^a, M. Diemoz ^a, E. Longo ^{a,b},
P. Meridiani ^a, G. Organtini ^{a,b}, F. Pandolfi ^a, R. Paramatti ^{a,b}, C. Quaranta ^{a,b}, S. Rahatlou ^{a,b}, C. Rovelli ^a,
F. Santanastasio ^{a,b}, L. Soffi ^a, R. Tramontano ^{a,b}

^a INFN Sezione di Roma, Rome, Italy^b Sapienza Università di Roma, Rome, Italy

N. Amapane ^{a,b}, R. Arcidiacono ^{a,c}, S. Argiro ^{a,b}, M. Arneodo ^{a,c}, N. Bartosik ^a, R. Bellan ^{a,b}, A. Bellora ^{a,b},
J. Berenguer Antequera ^{a,b}, C. Biino ^a, N. Cartiglia ^a, S. Cometti ^a, M. Costa ^{a,b}, R. Covarelli ^{a,b}, N. Demaria ^a,
B. Kiani ^{a,b}, F. Legger ^a, C. Mariotti ^a, S. Maselli ^a, E. Migliore ^{a,b}, E. Monteil ^{a,b}, M. Monteno ^a,
M.M. Obertino ^{a,b}, G. Ortona ^a, L. Pacher ^{a,b}, N. Pastrone ^a, M. Pelliccioni ^a, G.L. Pinna Angioni ^{a,b},
M. Ruspa ^{a,c}, K. Shchelina ^a, F. Siviero ^{a,b}, V. Sola ^a, A. Solano ^{a,b}, D. Soldi ^{a,b}, A. Staiano ^a, M. Tornago ^{a,b},
D. Trocino ^a, A. Vagnerini ^{a,b}

^a INFN Sezione di Torino, Torino, Italy^b Università di Torino, Torino, Italy^c Università del Piemonte Orientale, Novara, Italy

S. Belforte ^a, V. Candelise ^{a,b}, M. Casarsa ^a, F. Cossutti ^a, A. Da Rold ^{a,b}, G. Della Ricca ^{a,b}, G. Sorrentino ^{a,b},
F. Vazzoler ^{a,b}

^a INFN Sezione di Trieste, Trieste, Italy^b Università di Trieste, Trieste, Italy

S. Dogra, C. Huh, B. Kim, D.H. Kim, G.N. Kim, J. Kim, J. Lee, S.W. Lee, C.S. Moon, Y.D. Oh, S.I. Pak,
B.C. Radburn-Smith, S. Sekmen, Y.C. Yang

Kyungpook National University, Daegu, Republic of Korea

H. Kim, D.H. Moon

Chonnam National University, Institute for Universe and Elementary Particles, Kwangju, Republic of Korea

B. Francois, T.J. Kim, J. Park

Hanyang University, Seoul, Republic of Korea

S. Cho, S. Choi, Y. Go, B. Hong, K. Lee, K.S. Lee, J. Lim, J. Park, S.K. Park, J. Yoo

Korea University, Seoul, Republic of Korea

J. Goh, A. Gurtu

Kyung Hee University, Department of Physics, Seoul, Republic of Korea

H.S. Kim, Y. Kim

Sejong University, Seoul, Republic of Korea

J. Almond, J.H. Bhyun, J. Choi, S. Jeon, J. Kim, J.S. Kim, S. Ko, H. Kwon, H. Lee, S. Lee, B.H. Oh, M. Oh, S.B. Oh, H. Seo, U.K. Yang, I. Yoon

Seoul National University, Seoul, Republic of Korea

W. Jang, D.Y. Kang, Y. Kang, S. Kim, B. Ko, J.S.H. Lee, Y. Lee, I.C. Park, Y. Roh, M.S. Ryu, D. Song, I.J. Watson, S. Yang

University of Seoul, Seoul, Republic of Korea

S. Ha, H.D. Yoo

Yonsei University, Department of Physics, Seoul, Republic of Korea

M. Choi, H. Lee, Y. Lee, I. Yu

Sungkyunkwan University, Suwon, Republic of Korea

T. Beyrouthy, Y. Maghrbi

College of Engineering and Technology, American University of the Middle East (AUM), Egaila, Dasman, Kuwait

T. Torims, V. Veckalns⁴⁶

Riga Technical University, Riga, Latvia

M. Ambrozas, A. Carvalho Antunes De Oliveira, A. Juodagalvis, A. Rinkevicius, G. Tamulaitis

Vilnius University, Vilnius, Lithuania

N. Bin Norjoharuddeen, W.A.T. Wan Abdullah, M.N. Yusli, Z. Zolkapli

National Centre for Particle Physics, Universiti Malaya, Kuala Lumpur, Malaysia

J.F. Benitez, A. Castaneda Hernandez, M. León Coello, J.A. Murillo Quijada, A. Sehrawat, L. Valencia Palomo

Universidad de Sonora (UNISON), Hermosillo, Mexico

G. Ayala, H. Castilla-Valdez, E. De La Cruz-Burelo, I. Heredia-De La Cruz⁴⁷, R. Lopez-Fernandez, C.A. Mondragon Herrera, D.A. Perez Navarro, A. Sánchez Hernández

Centro de Investigacion y de Estudios Avanzados del IPN, Mexico City, Mexico

S. Carrillo Moreno, C. Oropeza Barrera, F. Vazquez Valencia

Universidad Iberoamericana, Mexico City, Mexico

I. Pedraza, H.A. Salazar Ibarquen, C. Uribe Estrada

Benemerita Universidad Autonoma de Puebla, Puebla, Mexico

J. Mijuskovic⁴⁸, N. Raicevic

University of Montenegro, Podgorica, Montenegro

D. Krofcheck*University of Auckland, Auckland, New Zealand***P.H. Butler***University of Canterbury, Christchurch, New Zealand***A. Ahmad, M.I. Asghar, A. Awais, M.I.M. Awan, H.R. Hoorani, W.A. Khan, M.A. Shah, M. Shoaib, M. Waqas***National Centre for Physics, Quaid-I-Azam University, Islamabad, Pakistan***V. Avati, L. Grzanka, M. Malawski***AGH University of Science and Technology Faculty of Computer Science, Electronics and Telecommunications, Krakow, Poland***H. Bialkowska, M. Bluj, B. Boimska, M. Górski, M. Kazana, M. Szeleper, P. Zalewski***National Centre for Nuclear Research, Swierk, Poland***K. Bunkowski, K. Doroba, A. Kalinowski, M. Konecki, J. Krolikowski***Institute of Experimental Physics, Faculty of Physics, University of Warsaw, Warsaw, Poland***M. Araujo, P. Bargassa, D. Bastos, A. Boletti, P. Faccioli, M. Gallinaro, J. Hollar, N. Leonardo, T. Niknejad, M. Pisano, J. Seixas, O. Toldaiev, J. Varela***Laboratório de Instrumentação e Física Experimental de Partículas, Lisboa, Portugal***S. Afanasiev, D. Budkouski, I. Golutvin, I. Gorbunov, V. Karjavine, V. Korenkov, A. Lanev, A. Malakhov, V. Matveev^{49,50}, V. Palichik, V. Perelygin, M. Savina, D. Seitova, V. Shalaev, S. Shmatov, S. Shulha, V. Smirnov, O. Teryaev, N. Voytishin, B.S. Yuldashev⁵¹, A. Zarubin, I. Zhizhin***Joint Institute for Nuclear Research, Dubna, Russia***G. Gavrilo, V. Golovtsov, Y. Ivanov, V. Kim⁵², E. Kuznetsova⁵³, V. Murzin, V. Oreshkin, I. Smirnov, D. Sosnov, V. Sulimov, L. Uvarov, S. Volkov, A. Vorobyev***Petersburg Nuclear Physics Institute, Gatchina (St. Petersburg), Russia***Yu. Andreev, A. Dermenev, S. Gninenko, N. Golubev, A. Karneyeu, D. Kirpichnikov, M. Kirsanov, N. Krasnikov, A. Pashenkov, G. Pivovarov, A. Toropin***Institute for Nuclear Research, Moscow, Russia***V. Epshteyn, V. Gavrilo, N. Lychkovskaya, A. Nikitenko⁵⁴, V. Popov, A. Stepenov, M. Toms, E. Vlasov, A. Zhokin***Institute for Theoretical and Experimental Physics named by A.I. Alikhanov of NRC 'Kurchatov Institute', Moscow, Russia***T. Aushev***Moscow Institute of Physics and Technology, Moscow, Russia***O. Bychkova, M. Chadeeva⁵⁵, A. Oskin, P. Parygin, S. Polikarpov⁵⁶, E. Popova***National Research Nuclear University 'Moscow Engineering Physics Institute' (MEPhI), Moscow, Russia***V. Andreev, M. Azarkin, I. Dremin, M. Kirakosyan, A. Terkulov***P.N. Lebedev Physical Institute, Moscow, Russia***A. Belyaev, E. Boos, V. Bunichev, M. Dubinin⁵⁷, L. Dudko, A. Ershov, V. Klyukhin, O. Kodolova, I. Lokhtin, S. Obraztsov, M. Perfilov, S. Petrushanko, V. Savrin***Skobeltsyn Institute of Nuclear Physics, Lomonosov Moscow State University, Moscow, Russia*

V. Blinov⁵⁸, T. Dimova⁵⁸, L. Kardapoltsev⁵⁸, A. Kozyrev⁵⁸, I. Ovtin⁵⁸, Y. Skovpen⁵⁸

Novosibirsk State University (NSU), Novosibirsk, Russia

I. Azhgirey, I. Bayshev, D. Elumakhov, V. Kachanov, D. Konstantinov, P. Mandrik, V. Petrov, R. Ryutin, S. Slabospitskii, A. Sobol, S. Troshin, N. Tyurin, A. Uzunian, A. Volkov

Institute for High Energy Physics of National Research Centre 'Kurchatov Institute', Protvino, Russia

A. Babaev, V. Okhotnikov

National Research Tomsk Polytechnic University, Tomsk, Russia

V. Borshch, V. Ivanchenko, E. Tcherniaev

Tomsk State University, Tomsk, Russia

P. Adzic⁵⁹, M. Dordevic, P. Milenovic, J. Milosevic

University of Belgrade: Faculty of Physics and VINCA Institute of Nuclear Sciences, Belgrade, Serbia

M. Aguilar-Benitez, J. Alcaraz Maestre, A. Álvarez Fernández, I. Bachiller, M. Barrio Luna, Cristina F. Bedoya, C.A. Carrillo Montoya, M. Cepeda, M. Cerrada, N. Colino, B. De La Cruz, A. Delgado Peris, J.P. Fernández Ramos, J. Flix, M.C. Fouz, O. Gonzalez Lopez, S. Goy Lopez, J.M. Hernandez, M.I. Josa, J. León Holgado, D. Moran, Á. Navarro Tobar, C. Perez Dengra, A. Pérez-Calero Yzquierdo, J. Puerta Pelayo, I. Redondo, L. Romero, S. Sánchez Navas, L. Urda Gómez, C. Willmott

Centro de Investigaciones Energéticas Medioambientales y Tecnológicas (CIEMAT), Madrid, Spain

J.F. de Trocóniz, R. Reyes-Almanza

Universidad Autónoma de Madrid, Madrid, Spain

B. Alvarez Gonzalez, J. Cuevas, C. Erice, J. Fernandez Menendez, S. Folgueras, I. Gonzalez Caballero, J.R. González Fernández, E. Palencia Cortezon, C. Ramón Álvarez, V. Rodríguez Bouza, A. Soto Rodríguez, A. Trapote, N. Trevisani, C. Vico Villalba

Universidad de Oviedo, Instituto Universitario de Ciencias y Tecnologías Espaciales de Asturias (ICTEA), Oviedo, Spain

J.A. Brochero Cifuentes, I.J. Cabrillo, A. Calderon, J. Duarte Campderros, M. Fernandez, C. Fernandez Madrazo, P.J. Fernández Manteca, A. García Alonso, G. Gomez, C. Martinez Rivero, P. Martinez Ruiz del Arbol, F. Matorras, P. Matorras Cuevas, J. Piedra Gomez, C. Prieels, T. Rodrigo, A. Ruiz-Jimeno, L. Scodellaro, I. Vila, J.M. Vizán Garcia

Instituto de Física de Cantabria (IFCA), CSIC-Universidad de Cantabria, Santander, Spain

M.K. Jayananda, B. Kailasapathy⁶⁰, D.U.J. Sonnadara, D.D.C. Wickramaratna

University of Colombo, Colombo, Sri Lanka

W.G.D. Dharmaratna, K. Liyanage, N. Perera, N. Wickramage

University of Ruhuna, Department of Physics, Matara, Sri Lanka

T.K. Aarrestad, D. Abbaneo, J. Alimena, E. Auffray, G. Auzinger, J. Baechler, P. Baillon[†], D. Barney, J. Bendavid, M. Bianco, A. Bocci, T. Camporesi, M. Capeans Garrido, G. Cerminara, N. Chernyavskaya, S.S. Chhibra, M. Cipriani, L. Cristella, D. d'Enterria, A. Dabrowski, A. David, A. De Roeck, M.M. Defranchis, M. Deile, M. Dobson, M. Dünser, N. Dupont, A. Elliott-Peisert, N. Emriskova, F. Fallavollita⁶¹, D. Fasanella, A. Florent, G. Franzoni, W. Funk, S. Giani, D. Gigi, K. Gill, F. Glege, L. Gouskos, M. Haranko, J. Hegeman, V. Innocente, T. James, P. Janot, J. Kaspar, J. Kieseler, M. Komm, N. Kratochwil, C. Lange, S. Laurila, P. Lecoq, A. Lintuluoto, K. Long, C. Lourenço, B. Maier, L. Malgeri, S. Mallios, M. Mannelli, A.C. Marini, F. Meijers, S. Mersi, E. Meschi, F. Moortgat, M. Mulders, S. Orfanelli, L. Orsini, F. Pantaleo, L. Pape,

E. Perez, M. Peruzzi, A. Petrilli, G. Petrucciani, A. Pfeiffer, M. Pierini, D. Piparo, M. Pitt, H. Qu, T. Quast, D. Rabadý, A. Racz, G. Reales Gutiérrez, M. Rieger, M. Rovere, H. Sakulin, J. Salfeld-Nebgen, S. Scarfi, C. Schäfer, C. Schwick, M. Selvaggi, A. Sharma, P. Silva, W. Snoeys, P. Sphicas⁶², S. Summers, K. Tatar, V.R. Tavolaro, D. Treille, P. Tropea, A. Tsiros, G.P. Van Onsem, J. Wanczyk⁶³, K.A. Wozniak, W.D. Zeuner

CERN, European Organization for Nuclear Research, Geneva, Switzerland

L. Caminada⁶⁴, A. Ebrahimi, W. Erdmann, R. Horisberger, Q. Ingram, H.C. Kaestli, D. Kotlinski, U. Langenegger, M. Missiroli⁶⁴, L. Noehte⁶⁴, T. Rohe

Paul Scherrer Institut, Villigen, Switzerland

K. Androsov⁶³, M. Backhaus, P. Berger, A. Calandri, A. De Cosa, G. Dissertori, M. Dittmar, M. Donegà, C. Dorfer, F. Eble, K. Gedia, F. Glessgen, T.A. Gómez Espinosa, C. Grab, D. Hits, W. Lustermaun, A.-M. Lyon, R.A. Manzoni, L. Marchese, C. Martin Perez, M.T. Meinhard, F. Nessi-Tedaldi, J. Niedziela, F. Pauss, V. Perovic, S. Pigazzini, M.G. Ratti, M. Reichmann, C. Reissel, T. Reitspiess, B. Ristic, D. Ruini, D.A. Sanz Becerra, V. Stampf, J. Steggemann⁶³, R. Wallny, D.H. Zhu

ETH Zurich - Institute for Particle Physics and Astrophysics (IPA), Zurich, Switzerland

C. Amsler⁶⁵, P. Bäertschi, C. Botta, D. Brzhechko, M.F. Canelli, K. Cormier, A. De Wit, R. Del Burgo, J.K. Heikkilä, M. Huwiler, W. Jin, A. Jofrehei, B. Kilminster, S. Leontsinis, S.P. Liechti, A. Macchiolo, P. Meiring, V.M. Mikuni, U. Molinatti, I. Neutelings, A. Reimers, P. Robmann, S. Sanchez Cruz, K. Schweiger, Y. Takahashi

Universität Zürich, Zurich, Switzerland

C. Adloff⁶⁶, C.M. Kuo, W. Lin, A. Roy, T. Sarkar³⁶, S.S. Yu

National Central University, Chung-Li, Taiwan

L. Ceard, Y. Chao, K.F. Chen, P.H. Chen, W.-S. Hou, Y.y. Li, R.-S. Lu, E. Paganis, A. Psallidas, A. Steen, H.y. Wu, E. Yazgan, P.r. Yu

National Taiwan University (NTU), Taipei, Taiwan

B. Asavapibhop, C. Asawatangtrakuldee, N. Srimanobhas

Chulalongkorn University, Faculty of Science, Department of Physics, Bangkok, Thailand

F. Boran, S. Damarsecin⁶⁷, Z.S. Demiroglu, F. Dolek, I. Dumanoglu⁶⁸, E. Eskut, Y. Guler⁶⁹, E. Gurpinar Guler⁶⁹, C. Isik, O. Kara, A. Kayis Topaksu, U. Kiminsu, G. Onengut, K. Ozdemir⁷⁰, A. Polatoz, A.E. Simsek, B. Tali⁷¹, U.G. Tok, S. Turkcpar, I.S. Zorbakir, C. Zorbilmez

Çukurova University, Physics Department, Science and Art Faculty, Adana, Turkey

B. Isildak⁷², G. Karapinar⁷³, K. Ocalan⁷⁴, M. Yalvac⁷⁵

Middle East Technical University, Physics Department, Ankara, Turkey

B. Akgun, I.O. Atakisi, E. Gülmez, M. Kaya⁷⁶, O. Kaya⁷⁷, Ö. Özçelik, S. Tekten⁷⁸, E.A. Yetkin⁷⁹

Bogazici University, Istanbul, Turkey

A. Cakir, K. Cankocak⁶⁸, Y. Komurcu, S. Sen⁸⁰

Istanbul Technical University, Istanbul, Turkey

S. Cerci⁷¹, I. Hos⁸¹, B. Kaynak, S. Ozkorucuklu, D. Sunar Cerci⁷¹

Istanbul University, Istanbul, Turkey

B. Grynyov

Institute for Scintillation Materials of National Academy of Science of Ukraine, Kharkov, Ukraine

L. Levchuk*National Scientific Center, Kharkov Institute of Physics and Technology, Kharkov, Ukraine*

D. Anthony, E. Bhal, S. Bologna, J.J. Brooke, A. Bundock, E. Clement, D. Cussans, H. Flacher, J. Goldstein, G.P. Heath, H.F. Heath, L. Kreczko, B. Krikler, S. Paramesvaran, S. Seif El Nasr-Storey, V.J. Smith, N. Stylianou⁸², K. Walkingshaw Pass, R. White

University of Bristol, Bristol, United Kingdom

K.W. Bell, A. Belyaev⁸³, C. Brew, R.M. Brown, D.J.A. Cockerill, C. Cooke, K.V. Ellis, K. Harder, S. Harper, M.-L. Holmberg⁸⁴, J. Linacre, K. Manolopoulos, D.M. Newbold, E. Olaiya, D. Petyt, T. Reis, T. Schuh, C.H. Shepherd-Themistocleous, I.R. Tomalin, T. Williams

Rutherford Appleton Laboratory, Didcot, United Kingdom

R. Bainbridge, P. Bloch, S. Bonomally, J. Borg, S. Breeze, O. Buchmuller, V. Cepaitis, G.S. Chahal⁸⁵, D. Colling, P. Dauncey, G. Davies, M. Della Negra, S. Fayer, G. Fedi, G. Hall, M.H. Hassanshahi, G. Iles, J. Langford, L. Lyons, A.-M. Magnan, S. Malik, A. Martelli, D.G. Monk, J. Nash⁸⁶, M. Pesaresi, D.M. Raymond, A. Richards, A. Rose, E. Scott, C. Seez, A. Shtipliyski, A. Tapper, K. Uchida, T. Virdee¹⁹, M. Vojinovic, N. Wardle, S.N. Webb, D. Winterbottom

Imperial College, London, United Kingdom

K. Coldham, J.E. Cole, A. Khan, P. Kyberd, I.D. Reid, L. Teodorescu, S. Zahid

Brunel University, Uxbridge, United Kingdom

S. Abdullin, A. Brinkerhoff, B. Caraway, J. Dittmann, K. Hatakeyama, A.R. Kanuganti, B. McMaster, N. Pastika, M. Saunders, S. Sawant, C. Sutantawibul, J. Wilson

Baylor University, Waco, TX, USA

R. Bartek, A. Dominguez, R. Uniyal, A.M. Vargas Hernandez

Catholic University of America, Washington, DC, USA

A. Buccilli, S.I. Cooper, D. Di Croce, S.V. Gleyzer, C. Henderson, C.U. Perez, P. Rumerio⁸⁷, C. West

The University of Alabama, Tuscaloosa, AL, USA

A. Akpinar, A. Albert, D. Arcaro, C. Cosby, Z. Demiragli, E. Fontanesi, D. Gastler, S. May, J. Rohlf, K. Salyer, D. Sperka, D. Spitzbart, I. Suarez, A. Tsatsos, S. Yuan, D. Zou

Boston University, Boston, MA, USA

G. Benelli, B. Burkle, X. Coubez²⁰, D. Cutts, M. Hadley, U. Heintz, J.M. Hogan⁸⁸, T. Kwon, G. Landsberg, K.T. Lau, D. Li, M. Lukasik, J. Luo, M. Narain, N. Pervan, S. Sagir⁸⁹, F. Simpson, E. Usai, W.Y. Wong, X. Yan, D. Yu, W. Zhang

Brown University, Providence, RI, USA

J. Bonilla, C. Brainerd, R. Breedon, M. Calderon De La Barca Sanchez, M. Chertok, J. Conway, P.T. Cox, R. Erbacher, G. Haza, F. Jensen, O. Kukral, R. Lander, M. Mulhearn, D. Pellett, B. Regnery, D. Taylor, Y. Yao, F. Zhang

University of California, Davis, Davis, CA, USA

M. Bachtis, R. Cousins, A. Datta, D. Hamilton, J. Hauser, M. Ignatenko, M.A. Iqbal, T. Lam, W.A. Nash, S. Regnard, D. Saltzberg, B. Stone, V. Valuev

University of California, Los Angeles, CA, USA

K. Burt, Y. Chen, R. Clare, J.W. Gary, M. Gordon, G. Hanson, G. Karapostoli, O.R. Long, N. Manganeli, M. Olmedo Negrete, W. Si, S. Wimpenny, Y. Zhang

University of California, Riverside, Riverside, CA, USA

J.G. Branson, P. Chang, S. Cittolin, S. Cooperstein, N. Deelen, D. Diaz, J. Duarte, R. Gerosa, L. Giannini, D. Gilbert, J. Guiang, R. Kansal, V. Krutelyov, R. Lee, J. Letts, M. Masciovecchio, M. Pieri, B.V. Sathia Narayanan, V. Sharma, M. Tadel, A. Vartak, F. Würthwein, Y. Xiang, A. Yagil

University of California, San Diego, La Jolla, CA, USA

N. Amin, C. Campagnari, M. Citron, A. Dorsett, V. Dutta, J. Incandela, M. Kilpatrick, J. Kim, B. Marsh, H. Mei, M. Oshiro, M. Quinnan, J. Richman, U. Sarica, F. Setti, J. Shephlock, D. Stuart, S. Wang

University of California, Santa Barbara - Department of Physics, Santa Barbara, CA, USA

A. Bornheim, O. Cerri, I. Dutta, J.M. Lawhorn, N. Lu, J. Mao, H.B. Newman, T.Q. Nguyen, M. Spiropulu, J.R. Vlimant, C. Wang, S. Xie, Z. Zhang, R.Y. Zhu

California Institute of Technology, Pasadena, CA, USA

J. Alison, S. An, M.B. Andrews, P. Bryant, T. Ferguson, A. Harilal, C. Liu, T. Mudholkar, M. Paulini, A. Sanchez, W. Terrill

Carnegie Mellon University, Pittsburgh, PA, USA

J.P. Cumalat, W.T. Ford, A. Hassani, E. MacDonald, R. Patel, A. Perloff, C. Savard, K. Stenson, K.A. Ulmer, S.R. Wagner

University of Colorado Boulder, Boulder, CO, USA

J. Alexander, S. Bright-Thonney, Y. Cheng, D.J. Cranshaw, S. Hogan, J. Monroy, J.R. Patterson, D. Quach, J. Reichert, M. Reid, A. Ryd, W. Sun, J. Thom, P. Wittich, R. Zou

Cornell University, Ithaca, NY, USA

M. Albrow, M. Alyari, G. Apollinari, A. Apresyan, A. Apyan, S. Banerjee, L.A.T. Bauerdick, D. Berry, J. Berryhill, P.C. Bhat, K. Burkett, J.N. Butler, A. Canepa, G.B. Cerati, H.W.K. Cheung, F. Chlebana, M. Cremonesi, K.F. Di Petrillo, V.D. Elvira, Y. Feng, J. Freeman, Z. Gecse, L. Gray, D. Green, S. Grünendahl, O. Gutsche, R.M. Harris, R. Heller, T.C. Herwig, J. Hirschauer, B. Jayatilaka, S. Jindariani, M. Johnson, U. Joshi, T. Klijnsma, B. Klima, K.H.M. Kwok, S. Lammel, D. Lincoln, R. Lipton, T. Liu, C. Madrid, K. Maeshima, C. Mantilla, D. Mason, P. McBride, P. Merkel, S. Mrenna, S. Nahn, J. Ngadiuba, V. O'Dell, V. Papadimitriou, K. Pedro, C. Pena⁵⁷, O. Prokofyev, F. Ravera, A. Reinsvold Hall, L. Ristori, E. Sexton-Kennedy, N. Smith, A. Soha, W.J. Spalding, L. Spiegel, S. Stoynev, J. Strait, L. Taylor, S. Tkaczyk, N.V. Tran, L. Uplegger, E.W. Vaandering, H.A. Weber

Fermi National Accelerator Laboratory, Batavia, IL, USA

D. Acosta, P. Avery, D. Bourilkov, L. Cadamuro, V. Cherepanov, F. Errico, R.D. Field, D. Guerrero, B.M. Joshi, M. Kim, E. Koenig, J. Konigsberg, A. Korytov, K.H. Lo, K. Matchev, N. Menendez, G. Mitselmakher, A. Muthirakalayil Madhu, N. Rawal, D. Rosenzweig, S. Rosenzweig, J. Rotter, K. Shi, J. Sturdy, J. Wang, E. Yigitbasi, X. Zuo

University of Florida, Gainesville, FL, USA

T. Adams, A. Askew, R. Habibullah, V. Hagopian, K.F. Johnson, R. Khurana, T. Kolberg, G. Martinez, H. Prosper, C. Schiber, O. Viazlo, R. Yohay, J. Zhang

Florida State University, Tallahassee, FL, USA

M.M. Baarmand, S. Butalla, T. Elkafrawy¹⁴, M. Hohlmann, R. Kumar Verma, D. Noonan, M. Rahmani, F. Yumiceva

Florida Institute of Technology, Melbourne, FL, USA

M.R. Adams, H. Becerril Gonzalez, R. Cavanaugh, X. Chen, S. Dittmer, O. Evdokimov, C.E. Gerber, D.A. Hangal, D.J. Hofman, A.H. Merrit, C. Mills, G. Oh, T. Roy, S. Rudrabhatla, M.B. Tonjes, N. Varelas, J. Viinikainen, X. Wang, Z. Wu, Z. Ye

University of Illinois at Chicago (UIC), Chicago, IL, USA

M. Alhousseini, K. Dilsiz⁹⁰, R.P. Gandrajula, O.K. Köseyan, J.-P. Merlo, A. Mestvirishvili⁹¹, J. Nachtman, H. Ogul⁹², Y. Onel, A. Penzo, C. Snyder, E. Tiras⁹³

The University of Iowa, Iowa City, IA, USA

O. Amram, B. Blumenfeld, L. Corcodilos, J. Davis, M. Eminizer, A.V. Gritsan, S. Kyriacou, P. Maksimovic, J. Roskes, M. Swartz, T.Á. Vámi

Johns Hopkins University, Baltimore, MD, USA

A. Abreu, J. Anguiano, C. Baldenegro Barrera, P. Baringer, A. Bean, A. Bylinkin, Z. Flowers, T. Isidori, S. Khalil, J. King, G. Krintiras, A. Kropivnitskaya, M. Lazarovits, C. Lindsey, J. Marquez, N. Minafra, M. Murray, M. Nickel, C. Rogan, C. Royon, R. Salvatico, S. Sanders, E. Schmitz, C. Smith, J.D. Tapia Takaki, Q. Wang, Z. Warner, J. Williams, G. Wilson

The University of Kansas, Lawrence, KS, USA

S. Duric, A. Ivanov, K. Kaadze, D. Kim, Y. Maravin, T. Mitchell, A. Modak, K. Nam

Kansas State University, Manhattan, KS, USA

F. Rebassoo, D. Wright

Lawrence Livermore National Laboratory, Livermore, CA, USA

E. Adams, A. Baden, O. Baron, A. Belloni, S.C. Eno, N.J. Hadley, S. Jabeen, R.G. Kellogg, T. Koeth, A.C. Mignerey, S. Nabili, C. Palmer, M. Seidel, A. Skuja, L. Wang, K. Wong

University of Maryland, College Park, MD, USA

D. Abercrombie, G. Andreassi, R. Bi, S. Brandt, W. Busza, I.A. Cali, Y. Chen, M. D'Alfonso, J. Eysermans, C. Freer, G. Gomez Ceballos, M. Goncharov, P. Harris, M. Hu, M. Klute, D. Kovalskyi, J. Krupa, Y.-J. Lee, C. Mironov, C. Paus, D. Rankin, C. Roland, G. Roland, Z. Shi, G.S.F. Stephans, J. Wang, Z. Wang, B. Wyslouch

Massachusetts Institute of Technology, Cambridge, MA, USA

R.M. Chatterjee, A. Evans, P. Hansen, J. Hiltbrand, Sh. Jain, M. Krohn, Y. Kubota, J. Mans, M. Revering, R. Rusack, R. Saradhy, N. Schroeder, N. Strobbe, M.A. Wadud

University of Minnesota, Minneapolis, MN, USA

K. Bloom, M. Bryson, S. Chauhan, D.R. Claes, C. Fangmeier, L. Finco, F. Golf, C. Joo, I. Kravchenko, M. Musich, I. Reed, J.E. Siado, G.R. Snow[†], W. Tabb, F. Yan, A.G. Zecchinelli

University of Nebraska-Lincoln, Lincoln, NE, USA

G. Agarwal, H. Bandyopadhyay, L. Hay, I. Iashvili, A. Kharchilava, C. McLean, D. Nguyen, J. Pekkanen, S. Rappoccio, A. Williams

State University of New York at Buffalo, Buffalo, NY, USA

G. Alverson, E. Barberis, Y. Haddad, A. Hortiangtham, J. Li, G. Madigan, B. Marzocchi, D.M. Morse, V. Nguyen, T. Orimoto, A. Parker, L. Skinnari, A. Tishelman-Charny, T. Wamorkar, B. Wang, A. Wisecarver, D. Wood

Northeastern University, Boston, MA, USA

S. Bhattacharya, J. Bueghly, Z. Chen, A. Gilbert, T. Gunter, K.A. Hahn, Y. Liu, N. Odell, M.H. Schmitt, M. Velasco

Northwestern University, Evanston, IL, USA

R. Band, R. Bucci, A. Das, N. Dev, R. Goldouzian, M. Hildreth, K. Hurtado Anampa, C. Jessop, K. Lannon, J. Lawrence, N. Loukas, D. Lutton, N. Marinelli, I. Mcalister, T. McCauley, C. Mcgrady, K. Mohrman, Y. Musienko⁴⁹, R. Ruchti, P. Siddireddy, A. Townsend, M. Wayne, A. Wightman, M. Zarucki, L. Zygala

University of Notre Dame, Notre Dame, IN, USA

B. Bylsma, B. Cardwell, L.S. Durkin, B. Francis, C. Hill, M. Nunez Ornelas, K. Wei, B.L. Winer, B.R. Yates

The Ohio State University, Columbus, OH, USA

F.M. Addesa, B. Bonham, P. Das, G. Dezoort, P. Elmer, A. Frankenthal, B. Greenberg, N. Haubrich, S. Higginbotham, A. Kalogeropoulos, G. Kopp, S. Kwan, D. Lange, D. Marlow, K. Mei, I. Ojalvo, J. Olsen, D. Stickland, C. Tully

Princeton University, Princeton, NJ, USA

S. Malik, S. Norberg

University of Puerto Rico, Mayaguez, PR, USA

A.S. Bakshi, V.E. Barnes, R. Chawla, S. Das, L. Gutay, M. Jones, A.W. Jung, S. Karmarkar, D. Kondratyev, M. Liu, G. Negro, N. Neumeister, G. Paspalaki, S. Piperov, A. Purohit, J.F. Schulte, M. Stojanovic¹⁵, J. Thieman, F. Wang, R. Xiao, W. Xie

Purdue University, West Lafayette, IN, USA

J. Dolen, N. Parashar

Purdue University Northwest, Hammond, IN, USA

A. Baty, M. Decaro, S. Dildick, K.M. Ecklund, S. Freed, P. Gardner, F.J.M. Geurts, A. Kumar, W. Li, B.P. Padley, R. Redjimi, W. Shi, A.G. Stahl Leiton, S. Yang, L. Zhang, Y. Zhang

Rice University, Houston, TX, USA

A. Bodek, P. de Barbaro, R. Demina, J.L. Dulemba, C. Fallon, T. Ferbel, M. Galanti, A. Garcia-Bellido, O. Hindrichs, A. Khukhunaishvili, E. Ranken, R. Taus

University of Rochester, Rochester, NY, USA

B. Chiarito, J.P. Chou, A. Gandrakota, Y. Gershtein, E. Halkiadakis, A. Hart, M. Heindl, O. Karacheban²³, I. Laflotte, A. Lath, R. Montalvo, K. Nash, M. Osherson, S. Salur, S. Schnetzer, S. Somalwar, R. Stone, S.A. Thayil, S. Thomas, H. Wang

Rutgers, The State University of New Jersey, Piscataway, NJ, USA

H. Acharya, A.G. Delannoy, S. Fiorendi, S. Spanier

University of Tennessee, Knoxville, TN, USA

O. Bouhali⁹⁴, M. Dalchenko, A. Delgado, R. Eusebi, J. Gilmore, T. Huang, T. Kamon⁹⁵, H. Kim, S. Luo, S. Malhotra, R. Mueller, D. Overton, D. Rathjens, A. Safonov

Texas A&M University, College Station, TX, USA

N. Akchurin, J. Damgov, V. Hegde, S. Kunori, K. Lamichhane, S.W. Lee, T. Mengke, S. Muthumuni, T. Peltola, I. Volobouev, Z. Wang, A. Whitbeck

Texas Tech University, Lubbock, TX, USA

E. Appelt, S. Greene, A. Gurrola, W. Johns, A. Melo, H. Ni, K. Padeken, F. Romeo, P. Sheldon, S. Tuo, J. Velkovska

Vanderbilt University, Nashville, TN, USA

M.W. Arenton, B. Cox, G. Cummings, J. Hakala, R. Hirosky, M. Joyce, A. Ledovskoy, A. Li, C. Neu, C.E. Perez Lara, B. Tannenwald, S. White, E. Wolfe

University of Virginia, Charlottesville, VA, USA

N. Poudyal

Wayne State University, Detroit, MI, USA

K. Black, T. Bose, C. Caillol, S. Dasu, I. De Bruyn, P. Everaerts, F. Fienga, C. Galloni, H. He, M. Herndon, A. Hervé, U. Hussain, A. Lanaro, A. Loeliger, R. Loveless, J. Madhusudanan Sreekala, A. Mallampalli, A. Mohammadi, D. Pinna, A. Savin, V. Shang, V. Sharma, W.H. Smith, D. Teague, S. Trembath-Reichert, W. Vetens

University of Wisconsin - Madison, Madison, WI, USA

[†] Deceased.

¹ Also at TU Wien, Wien, Austria.

² Also at Institute of Basic and Applied Sciences, Faculty of Engineering, Arab Academy for Science, Technology and Maritime Transport, Alexandria, Egypt.

³ Also at Université Libre de Bruxelles, Bruxelles, Belgium.

⁴ Also at Universidade Estadual de Campinas, Campinas, Brazil.

⁵ Also at Federal University of Rio Grande do Sul, Porto Alegre, Brazil.

⁶ Also at The University of the State of Amazonas, Manaus, Brazil.

⁷ Also at University of Chinese Academy of Sciences, Beijing, China.

⁸ Also at Department of Physics, Tsinghua University, Beijing, China.

⁹ Also at UFMS, Nova Andradina, Brazil.

¹⁰ Also at Nanjing Normal University Department of Physics, Nanjing, China.

¹¹ Now at The University of Iowa, Iowa City, Iowa, USA.

¹² Also at Institute for Theoretical and Experimental Physics named by A.I. Alikhanov of NRC 'Kurchatov Institute', Moscow, Russia.

¹³ Also at Joint Institute for Nuclear Research, Dubna, Russia.

¹⁴ Also at Ain Shams University, Cairo, Egypt.

¹⁵ Also at Purdue University, West Lafayette, Indiana, USA.

¹⁶ Also at Université de Haute Alsace, Mulhouse, France.

¹⁷ Also at Tbilisi State University, Tbilisi, Georgia.

¹⁸ Also at Erzincan Binali Yildirim University, Erzincan, Turkey.

¹⁹ Also at CERN, European Organization for Nuclear Research, Geneva, Switzerland.

²⁰ Also at RWTH Aachen University, III. Physikalisches Institut A, Aachen, Germany.

²¹ Also at University of Hamburg, Hamburg, Germany.

²² Also at Isfahan University of Technology, Isfahan, Iran.

²³ Also at Brandenburg University of Technology, Cottbus, Germany.

²⁴ Also at Forschungszentrum Jülich, Jülich, Germany.

²⁵ Also at Physics Department, Faculty of Science, Assiut University, Assiut, Egypt.

²⁶ Also at Karoly Robert Campus, MATE Institute of Technology, Gyongyos, Hungary.

²⁷ Also at Institute of Physics, University of Debrecen, Debrecen, Hungary.

²⁸ Also at Institute of Nuclear Research ATOMKI, Debrecen, Hungary.

²⁹ Also at MTA-ELTE Lendület CMS Particle and Nuclear Physics Group, Eötvös Loránd University, Budapest, Hungary.

³⁰ Also at Wigner Research Centre for Physics, Budapest, Hungary.

³¹ Also at IIT Bhubaneswar, Bhubaneswar, India.

³² Also at Institute of Physics, Bhubaneswar, India.

³³ Also at G.H.G. Khalsa College, Punjab, India.

³⁴ Also at Shoolini University, Solan, India.

³⁵ Also at University of Hyderabad, Hyderabad, India.

³⁶ Also at University of Visva-Bharati, Santiniketan, India.

³⁷ Also at Indian Institute of Technology (IIT), Mumbai, India.

³⁸ Also at Deutsches Elektronen-Synchrotron, Hamburg, Germany.

³⁹ Also at Sharif University of Technology, Tehran, Iran.

⁴⁰ Also at Department of Physics, University of Science and Technology of Mazandaran, Behshahr, Iran.

⁴¹ Now at INFN Sezione di Bari, Università di Bari, Politecnico di Bari, Bari, Italy.

⁴² Also at Italian National Agency for New Technologies, Energy and Sustainable Economic Development, Bologna, Italy.

⁴³ Also at Centro Siciliano di Fisica Nucleare e di Struttura Della Materia, Catania, Italy.

⁴⁴ Also at Università di Napoli 'Federico II', Napoli, Italy.

- ⁴⁵ Also at Consiglio Nazionale delle Ricerche - Istituto Officina dei Materiali, Perugia, Italy.
- ⁴⁶ Also at Riga Technical University, Riga, Latvia.
- ⁴⁷ Also at Consejo Nacional de Ciencia y Tecnología, Mexico City, Mexico.
- ⁴⁸ Also at IRFU, CEA, Université Paris-Saclay, Gif-sur-Yvette, France.
- ⁴⁹ Also at Institute for Nuclear Research, Moscow, Russia.
- ⁵⁰ Now at National Research Nuclear University 'Moscow Engineering Physics Institute' (MEPhI), Moscow, Russia.
- ⁵¹ Also at Institute of Nuclear Physics of the Uzbekistan Academy of Sciences, Tashkent, Uzbekistan.
- ⁵² Also at St. Petersburg Polytechnic University, St. Petersburg, Russia.
- ⁵³ Also at University of Florida, Gainesville, Florida, USA.
- ⁵⁴ Also at Imperial College, London, United Kingdom.
- ⁵⁵ Also at Moscow Institute of Physics and Technology, Moscow, Russia.
- ⁵⁶ Also at P.N. Lebedev Physical Institute, Moscow, Russia.
- ⁵⁷ Also at California Institute of Technology, Pasadena, California, USA.
- ⁵⁸ Also at Budker Institute of Nuclear Physics, Novosibirsk, Russia.
- ⁵⁹ Also at Faculty of Physics, University of Belgrade, Belgrade, Serbia.
- ⁶⁰ Also at Trincomalee Campus, Eastern University, Sri Lanka, Nilaveli, Sri Lanka.
- ⁶¹ Also at INFN Sezione di Pavia, Università di Pavia, Pavia, Italy.
- ⁶² Also at National and Kapodistrian University of Athens, Athens, Greece.
- ⁶³ Also at Ecole Polytechnique Fédérale Lausanne, Lausanne, Switzerland.
- ⁶⁴ Also at Universität Zürich, Zurich, Switzerland.
- ⁶⁵ Also at Stefan Meyer Institute for Subatomic Physics, Vienna, Austria.
- ⁶⁶ Also at Laboratoire d'Annecy-le-Vieux de Physique des Particules, IN2P3-CNRS, Annecy-le-Vieux, France.
- ⁶⁷ Also at Şirnak University, Şirnak, Turkey.
- ⁶⁸ Also at Near East University, Research Center of Experimental Health Science, Nicosia, Turkey.
- ⁶⁹ Also at Konya Technical University, Konya, Turkey.
- ⁷⁰ Also at Piri Reis University, Istanbul, Turkey.
- ⁷¹ Also at Adiyaman University, Adiyaman, Turkey.
- ⁷² Also at Ozyegin University, Istanbul, Turkey.
- ⁷³ Also at Izmir Institute of Technology, Izmir, Turkey.
- ⁷⁴ Also at Necmettin Erbakan University, Konya, Turkey.
- ⁷⁵ Also at Bozok Universitetesi Rektörlüğü, Yozgat, Turkey.
- ⁷⁶ Also at Marmara University, Istanbul, Turkey.
- ⁷⁷ Also at Milli Savunma University, Istanbul, Turkey.
- ⁷⁸ Also at Kafkas University, Kars, Turkey.
- ⁷⁹ Also at Istanbul Bilgi University, Istanbul, Turkey.
- ⁸⁰ Also at Hacettepe University, Ankara, Turkey.
- ⁸¹ Also at Istanbul University - Cerrahpasa, Faculty of Engineering, Istanbul, Turkey.
- ⁸² Also at Vrije Universiteit Brussel, Brussel, Belgium.
- ⁸³ Also at School of Physics and Astronomy, University of Southampton, Southampton, United Kingdom.
- ⁸⁴ Also at Rutherford Appleton Laboratory, Didcot, United Kingdom.
- ⁸⁵ Also at IPPP Durham University, Durham, United Kingdom.
- ⁸⁶ Also at Monash University, Faculty of Science, Clayton, Australia.
- ⁸⁷ Also at Università di Torino, Torino, Italy.
- ⁸⁸ Also at Bethel University, St. Paul, Minneapolis, USA.
- ⁸⁹ Also at Karamanoğlu Mehmetbey University, Karaman, Turkey.
- ⁹⁰ Also at Bingol University, Bingol, Turkey.
- ⁹¹ Also at Georgian Technical University, Tbilisi, Georgia.
- ⁹² Also at Sinop University, Sinop, Turkey.
- ⁹³ Also at Erciyes University, Kayseri, Turkey.
- ⁹⁴ Also at Texas A&M University at Qatar, Doha, Qatar.
- ⁹⁵ Also at Kyungpook National University, Daegu, Korea.