



Searches for rare B_s^0 and B^0 decays into four muons

LHCb collaboration[†]

This paper is dedicated to the memory of our friend and colleague Alexei Vorobyev.

Abstract

Searches for rare B_s^0 and B^0 decays into four muons are performed using proton-proton collision data recorded by the LHCb experiment, corresponding to an integrated luminosity of 9 fb^{-1} . Direct decays and decays via light scalar and J/ψ resonances are considered. No evidence for the six decays searched for is found and upper limits at the 95% confidence level on their branching fractions ranging between 1.8×10^{-10} and 2.6×10^{-9} are set.

Published in JHEP 03 (2022) 109

© 2022 CERN for the benefit of the LHCb collaboration. CC BY 4.0 licence.

[†]Authors are listed at the end of this paper.

1 Introduction

Decays of neutral B_s^0 and B^0 mesons into four muons that are not mediated by intermediate resonances proceed through $b \rightarrow s$ and $b \rightarrow d$ quark flavour-changing neutral current (FCNC) transitions. These decays proceed by electroweak loop amplitudes in the Standard Model (SM), as illustrated in Fig. 1, due to the absence of tree-level FCNCs and hence are highly suppressed, with predicted branching fractions of $\mathcal{B}(B_s^0 \rightarrow \mu^+ \mu^- \mu^+ \mu^-) = (0.9 - 1.0) \times 10^{-10}$ and $\mathcal{B}(B^0 \rightarrow \mu^+ \mu^- \mu^+ \mu^-) = (0.4 - 4.0) \times 10^{-12}$ [1].

However, new particles beyond the Standard Model (BSM) may significantly enhance these branching fractions. For example, decays via scalar and pseudoscalar sgoldstino particles into a pair of dimuons in the Minimal Supersymmetric Standard Model (MSSM) may lead to significant enhancements of the branching fractions [2]. Furthermore, rare B_s^0 and B^0 decays into a pair of dimuons mediated by BSM light narrow scalar resonances (a) of the form $B_{(s)}^0 \rightarrow a(\mu^+ \mu^-) a(\mu^+ \mu^-)$ naturally occur in extensions of the SM involving a new strongly interacting sector. In particular, such models [3, 4] can account for the long-standing tension between the SM prediction [5] and the observed [6, 7] value of the anomalous magnetic dipole moment of the muon, as well as the widely discussed anomalies in $b \rightarrow s \ell^+ \ell^-$ transitions [8–14]. This motivates a search for B decays into two light scalars with masses around 1 GeV/ c^2 [15].

This article presents searches for $B_{(s)}^0 \rightarrow \mu^+ \mu^- \mu^+ \mu^-$ decays using proton-proton (pp) collision data recorded by the LHCb experiment in 2011, 2012 (Run 1) and 2015–2018 (Run 2) at centre-of-mass energies of 7, 8 and 13 TeV, respectively, corresponding

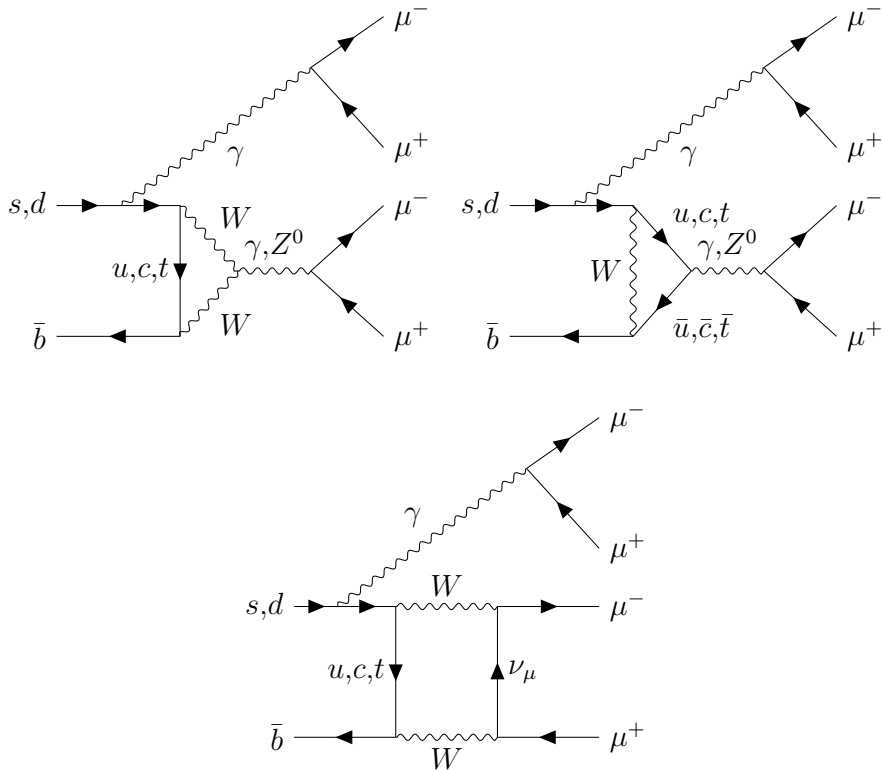


Figure 1: Feynman diagrams for nonresonant $B_s^0, B^0 \rightarrow \mu^+ \mu^- \mu^+ \mu^-$ decays.

to a total integrated luminosity of 9 fb^{-1} . Previously, the most sensitive searches for $B_{(s)}^0 \rightarrow \mu^+ \mu^- \mu^+ \mu^-$ decays were performed by the LHCb collaboration using data recorded during Run 1 corresponding to an integrated luminosity of 3 fb^{-1} . No signals were observed and the limits $\mathcal{B}(B_s^0 \rightarrow \mu^+ \mu^- \mu^+ \mu^-) < 2.5 \times 10^{-9}$ and $\mathcal{B}(B^0 \rightarrow \mu^+ \mu^- \mu^+ \mu^-) < 6.9 \times 10^{-10}$ were set [16]. These searches were insensitive to $B_{(s)}^0 \rightarrow a(\mu^+ \mu^-) a(\mu^+ \mu^-)$ decays with $m_a \approx 1 \text{ GeV}/c^2$ due to requirements imposed to remove decays via ϕ mesons. Now, a specific selection is used that avoids vetoing the dimuon mass region around $1 \text{ GeV}/c^2$.

In addition, searches are performed for $B_{(s)}^0 \rightarrow J/\psi(\mu^+ \mu^-) \mu^+ \mu^-$ decays, which are tree-level $b \rightarrow c$ transitions that proceed via W boson exchange, as demonstrated in Fig. 2. No SM predictions for these branching fractions are currently available. However, an estimate for the B_s^0 decay may be obtained using a prediction for the branching fraction of the $B_s^0 \rightarrow J/\psi e^+ e^-$ decay [17], the measured $J/\psi \rightarrow \mu^+ \mu^-$ branching fraction [18], and assuming that the $B_s^0 \rightarrow J/\psi \mu^+ \mu^-$ and $B_s^0 \rightarrow J/\psi e^+ e^-$ branching fractions are equal, yielding $\mathcal{B}(B_s^0 \rightarrow J/\psi(\mu^+ \mu^-) \mu^+ \mu^-) \sim 10^{-11}$. The equivalent B^0 branching fraction may be estimated by multiplying this value by $|V_{cb} V_{cs}|/|V_{cb} V_{cd}| \approx 0.05$, leading to $\mathcal{B}(B^0 \rightarrow J/\psi(\mu^+ \mu^-) \mu^+ \mu^-) \sim 10^{-13}$. Since these branching fractions are significantly below the sensitivity of this analysis, the presence of a signal would indicate BSM physics.

The branching fractions are measured using $B_{(s)}^0 \rightarrow J/\psi(\mu^+ \mu^-) \phi(\mu^+ \mu^-)$ decays as a normalisation channel, which has a measured branching fraction of $(1.74 \pm 0.14) \times 10^{-8}$ [18,19]. Since this decay has the same final state as the signal modes, many sources of systematic uncertainty cancel. First, the yield of the $B_{(s)}^0 \rightarrow J/\psi(\mu^+ \mu^-) \phi(\mu^+ \mu^-)$ control mode is estimated using an unbinned maximum-likelihood fit to its invariant mass spectrum. Then, searches for $B_{(s)}^0 \rightarrow \mu^+ \mu^- \mu^+ \mu^-$ and $B_{(s)}^0 \rightarrow J/\psi(\mu^+ \mu^-) \mu^+ \mu^-$ decays are made using unbinned maximum-likelihood fits to the invariant mass spectra of each decay. These are performed simultaneously in multiple intervals of the response of a multivariate classifier constructed to separate signal and combinatorial background, where combinatorial background arises from muons that do not all originate from the same b -hadron decay. In contrast, $B_{(s)}^0 \rightarrow a(\mu^+ \mu^-) a(\mu^+ \mu^-)$ decays are searched for by imposing a minimum requirement on the multivariate classifier response due to the very low levels of background, followed by a single fit to the mass spectrum of each signal mode. For all six signal modes, the branching fractions are normalised using the yield of the control mode, its measured branching fraction, and the ratio of efficiencies between the signal and control modes calculated using simulated

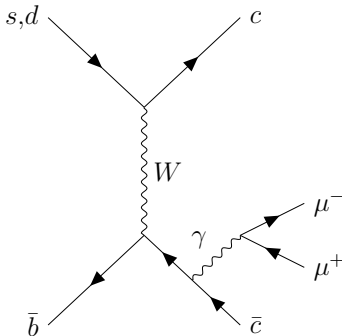


Figure 2: Feynman diagram for $B_{(s)}^0, B^0 \rightarrow J/\psi(\mu^+ \mu^-) \mu^+ \mu^-$ decays.

events. In the case of B^0 decays, the ratio of fragmentation fractions f_s/f_d is also taken into account.

2 Detector and simulation

The LHCb detector is a single-arm forward spectrometer covering the pseudorapidity range $2 < \eta < 5$, described in detail in Refs. [20, 21]. It includes a high-precision tracking system consisting of a silicon-strip vertex locator (VELO), surrounding the pp interaction region, a large-area silicon-strip detector located upstream of a dipole magnet with a bending power of about 4 Tm, and three stations of silicon-strip detectors and straw drift tubes placed downstream of the magnet. Particle identification is provided by two ring-imaging Cherenkov (RICH) detectors, an electromagnetic and a hadronic calorimeter, and a muon system composed of alternating layers of iron and multiwire proportional chambers.

In the simulation, pp collisions are generated using PYTHIA [22] with a specific LHCb configuration [23]. Decays of unstable particles are described by EVTGEN [24], in which final-state radiation is generated using PHOTOS [25]. The interaction of the generated particles with the detector, and its response, are implemented using the GEANT4 toolkit [26] as described in Ref. [27]. Simulated $B_{(s)}^0 \rightarrow \mu^+ \mu^- \mu^+ \mu^-$ decays are generated using a phase-space model for the kinematics of the muons, due to the lack of a SM prediction for the decay dynamics. The $B_{(s)}^0 \rightarrow a(\mu^+ \mu^-) a(\mu^+ \mu^-)$ decays are simulated with an a state with $m_a = 1 \text{ GeV}/c^2$, a lifetime of 1 fs and a natural width of zero. With these settings it is assumed that the a natural width is significantly below the experimental resolution of approximately $20 \text{ MeV}/c^2$. Simulated $B_{(s)}^0 \rightarrow J/\psi(\mu^+ \mu^-) \mu^+ \mu^-$ decays are generated using the BTOSLLBALL model [28].

3 Event selection

The online selection is composed of a hardware trigger, followed by a two-stage software trigger. Candidate $B_{(s)}^0 \rightarrow \mu^+ \mu^- \mu^+ \mu^-$ decays are required to pass triggers designed to select decays involving muons, which are identified from tracks that penetrate the calorimeters and the iron layers between the muon stations. In the hardware stage, candidates must pass at least one of two selections: one requiring the presence of at least one high transverse momentum (p_T) muon, the other requiring a pair of muons with a product of their respective transverse momenta above a threshold. In the first software trigger stage, candidates must include a high- p_T muon that is inconsistent with having originated at a primary pp interaction vertex (PV). In the second stage, requirements are imposed on pairs of muons in order to select candidates consistent with B meson decay vertices that are significantly displaced from the PV.

Candidate $B_{(s)}^0 \rightarrow \mu^+ \mu^- \mu^+ \mu^-$ decays are formed by combining four tracks identified as muons that originate from a common decay vertex. The muons forming the candidate are all required to be inconsistent with originating from a PV, have a $p_T > 250 \text{ MeV}/c$, and a good track fit quality. The maximum distance of closest approach between the four tracks is required to be below 0.3 mm. The resulting B candidates are required to have an invariant mass within $1 \text{ GeV}/c^2$ of the known B_s^0 mass [18] in the Run 1 dataset

or larger than $4 \text{ GeV}/c^2$ in the Run 2 dataset, a good quality vertex fit, to be consistent with originating from a PV, have a significant flight distance, and the cosine of the angle between its momentum vector and the vector pointing from the PV to its decay vertex greater than zero. Hadronic background is suppressed using particle identification (PID) information provided by the muon system, calorimeters and RICH detectors, which is used to select well identified muons [29].

The different signal modes and the control channel are separated using requirements on the four invariant masses of pairs of oppositely charged muons q_{ij} , where i and j index the positively and negatively charged muons, respectively, such that ij can take the values $\{11, 12, 21, 22\}$. Regions around the ϕ , J/ψ and $\psi(2S)$ mesons are defined as $950 \text{ MeV}/c^2 < q_{ij} < 1090 \text{ MeV}/c^2$, $|q_{ij} - m(J/\psi)| < 100 \text{ MeV}/c^2$ and $|q_{ij} - m(\psi(2S))| < 100 \text{ MeV}/c^2$, respectively, where $m(J/\psi)$ and $m(\psi(2S))$ are the known J/ψ and $\psi(2S)$ masses [18]. The $B_{(s)}^0 \rightarrow \mu^+ \mu^- \mu^+ \mu^-$ signal selection requires that none of the four pairs of opposite-sign muons has an invariant mass within any of the ϕ , J/ψ or $\psi(2S)$ regions. This requirement is approximately 64% efficient on simulated $B_s^0 \rightarrow \mu^+ \mu^- \mu^+ \mu^-$ candidates passing the trigger and offline selection, while rejecting 99.94% of the $B_s^0 \rightarrow J/\psi(\mu^+ \mu^-) \phi(\mu^+ \mu^-)$ decays. The control mode selection requires that at least one of the mutually exclusive pairs of dimuons (*i.e.* $\mu_1^+ \mu_1^-$ and $\mu_2^+ \mu_2^-$ or $\mu_1^+ \mu_2^-$ and $\mu_2^+ \mu_1^-$) has one dimuon mass in the ϕ region while the other falls in the J/ψ region. This selection is around 95% efficient on simulated $B_s^0 \rightarrow J/\psi(\mu^+ \mu^-) \phi(\mu^+ \mu^-)$ decays.

Candidate $B_{(s)}^0 \rightarrow a(\mu^+ \mu^-) a(\mu^+ \mu^-)$ decays are selected by requiring two mutually exclusive pairs of opposite-sign muons with similar invariant masses, satisfying

$$|q_{ij}^2 - q_{kl}^2| < 2\sqrt{\sigma^2(q_{ij}^2) + \sigma^2(q_{kl}^2)}, \quad (1)$$

where $\sigma(q_{ij}^2)$ is the dimuon invariant mass squared resolution evaluated at q_{ij}^2 . The resolution increases roughly linearly as a function of q^2 , from around 0.003 GeV^2 to around 0.15 GeV^2 , and is estimated as a function of q^2 separately in each data-taking year using simulated $B_s^0 \rightarrow \mu^+ \mu^- \mu^+ \mu^-$ decays. This requirement does not completely eliminate contamination from $B_s^0 \rightarrow J/\psi(\mu^+ \mu^-) \phi(\mu^+ \mu^-)$ decays, which may satisfy the requirement if muons from the intermediate J/ψ and ϕ mesons are paired incorrectly, giving two intermediate combinations with similar masses. This remaining background is vetoed by requiring that none of the four pairs of oppositely charged muons has an invariant mass in the J/ψ region.

The $B_{(s)}^0 \rightarrow J/\psi(\mu^+ \mu^-) \mu^+ \mu^-$ candidates are selected by requiring that at least one of the pairs of opposite-sign muons has a mass in the J/ψ region. Meanwhile the corresponding opposite-sign pair of muons is required to have a mass that falls outside the ϕ region under both a dimuon and dikaon mass hypothesis, in order to remove background from $B_s^0 \rightarrow J/\psi(\mu^+ \mu^-) \phi(\mu^+ \mu^-)$ and $B_s^0 \rightarrow J/\psi(\mu^+ \mu^-) \phi(K^+ K^-)$ decays, respectively. To suppress additional hadronic background such as $B_s^0 \rightarrow J/\psi(\mu^+ \mu^-) \pi^+ \pi^-$ and $B^0 \rightarrow J/\psi(\mu^+ \mu^-) K^{*0}(K^+ \pi^-)$ decays, the two muons not forming the J/ψ candidate are required to satisfy more stringent PID criteria.

Finally, a multivariate classifier based on a boosted decision tree (BDT) algorithm from the TMVA package [30] is used to separate signal from combinatorial background. The classifier is trained using a mixture of simulated $B_s^0 \rightarrow \mu^+ \mu^- \mu^+ \mu^-$ and $B^0 \rightarrow \mu^+ \mu^- \mu^+ \mu^-$ decays as the signal proxy, while the background proxy comprises data with an invariant B mass, $m(\mu^+ \mu^- \mu^+ \mu^-)$, in the regions $m(\mu^+ \mu^- \mu^+ \mu^-) > 5426 \text{ MeV}/c^2$

and $m(\mu^+\mu^-\mu^+\mu^-) < 5020 \text{ MeV}/c^2$. The simulated $B_{(s)}^0 \rightarrow \mu^+\mu^-\mu^+\mu^-$ decays used in the training are corrected to improve agreement with data as described in Sec. 5. Two separate BDT classifiers are trained for the Run 1 and Run 2 datasets due to the different data-taking conditions. The size of the available training sample is maximised in each case using the k-folding technique [31], which ensures that the BDT used to classify a given event in the data background sample is trained independent of the event itself. The following properties of the B candidate are taken as inputs to the classifiers: the logarithm of its impact parameter χ^2 with respect to the associated PV, the logarithm of its flight distance χ^2 , its flight distance, pseudorapidity, p_T , decay time, decay vertex χ^2 per degree of freedom, and the minimum impact parameter χ^2 with respect to the associated PV of the four muons. Here, the impact parameter χ^2 is defined as the difference in the vertex-fit χ^2 of a given PV reconstructed with and without the track or candidate being considered. In Run 2, two variables reflecting the isolation of the B candidate from other tracks in the event are also included in the training: the changes in the decay vertex χ^2 when either one or two of the closest additional tracks in the underlying event are added to the decay vertex fit. Finally, the classifier response is transformed to give a uniform distribution between 0 and 1 for simulated $B_s^0 \rightarrow \mu^+\mu^-\mu^+\mu^-$ candidates.

In the searches for $B_{(s)}^0 \rightarrow \mu^+\mu^-\mu^+\mu^-$ and $B_{(s)}^0 \rightarrow J/\psi(\mu^+\mu^-)\mu^+\mu^-$ decays the data are split into four intervals in the BDT classifier response with boundaries 0.2, 0.3, 0.5, 0.6 and 1.0, and a simultaneous fit to all four BDT intervals is used to search for the decays. Due to the low background levels in the $B_{(s)}^0 \rightarrow a(\mu^+\mu^-)a(\mu^+\mu^-)$ search region, the BDT response in this case is only required to be greater than 0.1. Similarly, the selection for $B_s^0 \rightarrow J/\psi(\mu^+\mu^-)\phi(\mu^+\mu^-)$ decays requires the BDT classifier response to exceed 0.05.

4 Background

A range of background sources have the potential to contaminate the signal search regions. The four-muon decays $B_s^0 \rightarrow J/\psi(\mu^+\mu^-)\phi(\mu^+\mu^-)$ and $B_s^0 \rightarrow \phi(\mu^+\mu^-)\mu^+\mu^-$, which have branching fractions of 1.74×10^{-8} [19] and 2.3×10^{-10} [18], respectively, are reduced to negligible levels by the ϕ and J/ψ vetoes. Potential background to the $B_{(s)}^0 \rightarrow a(\mu^+\mu^-)a(\mu^+\mu^-)$ search comes from $B_s^0 \rightarrow \phi(\mu^+\mu^-)\phi(\mu^+\mu^-)$ decays, however the corresponding branching fraction of 1.5×10^{-12} is well below the sensitivity of this search.

A second category of background arises from decays of b -hadrons of the form $H_b \rightarrow h^+h'^-\mu^+\mu^-$ where two hadrons (h^+ and h'^-) are misidentified as muons. Such background includes $B_s^0 \rightarrow J/\psi(\mu^+\mu^-)\phi(K^+K^-)$, $B_s^0 \rightarrow J/\psi(\mu^+\mu^-)K^+K^-$, $B_s^0 \rightarrow J/\psi(\mu^+\mu^-)\pi^+\pi^-$, $B^0 \rightarrow J/\psi(\mu^+\mu^-)K^{*0}(K^+\pi^-)$, $B^0 \rightarrow K^{*0}(K^+\pi^-)\mu^+\mu^-$, $B^0 \rightarrow \rho(\pi^+\pi^-)\mu^+\mu^-$, $\Lambda_b^0 \rightarrow \Lambda(p\pi^-)\mu^+\mu^-$ and $\Lambda_b^0 \rightarrow \Lambda(pK^-)\mu^+\mu^-$ decays. The typical probability for a hadron to be misidentified as a muon by the LHCb detector is around 1% [29], and this rate is further reduced by the PID requirements described in Sec. 3. Studies performed using simulation demonstrate that all these decays are reduced to negligible levels by the signal and the control sample selections. As such, this analysis is essentially free of background from other b -hadron decays, which are therefore not modelled in the fits for the signal and control decays.

5 Fit procedure

The signal yields in the branching fraction measurements are normalised with respect to the $B_s^0 \rightarrow J/\psi (\mu^+ \mu^-) \phi (\mu^+ \mu^-)$ control mode such that the branching fraction of a given signal decay is calculated as

$$\mathcal{B}_{\text{sig}} = \alpha_{s/d}^n \times N_{\text{sig}}^n, \quad (2)$$

where the normalisation factors for B_s^0 and B^0 modes, α_s^n and α_d^n , are defined as

$$\begin{aligned} \alpha_s^n &\equiv \frac{\mathcal{B}_{\text{norm}}}{N_{\text{norm}}} \cdot \frac{\epsilon_{\text{norm}}}{\epsilon_{\text{sig}}^n}, \\ \alpha_d^n &\equiv \frac{\mathcal{B}_{\text{norm}}}{N_{\text{norm}}} \cdot \frac{\epsilon_{\text{norm}}}{\epsilon_{\text{sig}}^n} \cdot \frac{f_s}{f_d}. \end{aligned} \quad (3)$$

The symbols sig and norm refer to the signal and normalisation decays, respectively, \mathcal{B} is the branching fraction, N is the yield, ϵ is the total efficiency to reconstruct and select a given decay mode and n indexes the BDT response intervals used in the simultaneous fits for $B_{(s)}^0 \rightarrow \mu^+ \mu^- \mu^+ \mu^-$ and $B_{(s)}^0 \rightarrow J/\psi (\mu^+ \mu^-) \mu^+ \mu^-$ decays (in the case of $B_{(s)}^0 \rightarrow a (\mu^+ \mu^-) a (\mu^+ \mu^-)$ there is only a single BDT response interval).

The branching fraction of the $B_s^0 \rightarrow J/\psi (\mu^+ \mu^-) \phi (\mu^+ \mu^-)$ normalisation mode is calculated from the product of the branching fractions of the $B_s^0 \rightarrow J/\psi \phi$ [19], $J/\psi \rightarrow \mu^+ \mu^-$ and $\phi \rightarrow \mu^+ \mu^-$ [18] decays, yielding $\mathcal{B}_{\text{norm}} = (1.74 \pm 0.14) \times 10^{-8}$. The ratio of fragmentation fractions is calculated as a weighted average of values measured at centre-of-mass energies of 7, 8 and 13 TeV [19], giving $f_s/f_d = 0.250 \pm 0.008$. The correlation in the measurements of $\mathcal{B}(B_s^0 \rightarrow J/\psi \phi)$ and f_s/f_d is taken into account when calculating the uncertainty in the normalisation term α_d^i .

The efficiencies are calculated using simulated decays, to which weights are applied in order to improve concordance with data. These weights are calculated by comparing $B_s^0 \rightarrow J/\psi (\mu^+ \mu^-) \phi (K^+ K^-)$ decays in data and simulation, for which the branching fraction is three orders of magnitude larger than for $B_s^0 \rightarrow J/\psi (\mu^+ \mu^-) \phi (\mu^+ \mu^-)$ and therefore allows for a much more precise determination of differences between data and simulation. The trigger and offline selections for these decays are similar to those used for $B_s^0 \rightarrow J/\psi (\mu^+ \mu^-) \phi (\mu^+ \mu^-)$ decays, but no PID requirement is applied on the kaons. The distributions of the variables of interest for $B_s^0 \rightarrow J/\psi (\mu^+ \mu^-) \phi (K^+ K^-)$ decays are separated from background in data using the *sPlot* method [32], using the B candidate invariant mass as the discriminating variable.

A first set of weights, referred to as the generator weights, corrects the p_T and pseudorapidity distributions of B mesons as generated by PYTHIA 8 [22], along with the multiplicity of the underlying events. A second set of weights, referred to as the reconstruction weights, is used to correct the vertex χ^2 per degree of freedom and the impact parameter χ^2 of the B mesons. The efficiencies for each mode in each data-taking year are then calculated as

$$\epsilon = \epsilon_{\text{presel}} \cdot \epsilon_{\text{BDT}} = \frac{\sum_{\text{presel}} \omega_{\text{gen}}}{\sum_{\text{gen}} \omega_{\text{gen}}} \cdot \frac{\sum_{\text{BDT}} \omega_{\text{gen}} \omega_{\text{rec}}}{\sum_{\text{presel}} \omega_{\text{gen}} \omega_{\text{rec}}}, \quad (4)$$

where \sum_{gen} , \sum_{presel} and \sum_{BDT} refer to sums over the generated simulation sample before any reconstruction or selection, the offline reconstructed simulation sample passing the full

selection excluding the BDT requirements, and the offline reconstructed simulation sample passing the full selection including the BDT requirements, respectively. Meanwhile, ω_{gen} and ω_{rec} refer to the generator and reconstruction weights. Note that the reconstruction weights are only used in the calculation of the efficiencies of the BDT requirements, since requirements on the B candidate's vertex χ^2 per degree of freedom and the impact parameter χ^2 imposed in prior stages of the selection are highly efficient for the signal modes. The individual efficiencies for each year are then combined in a weighted average according to the integrated luminosity recorded and the $b\bar{b}$ production cross-section in that year [33, 34].

The invariant mass distribution of $B_s^0 \rightarrow J/\psi(\mu^+\mu^-)\phi(\mu^+\mu^-)$ candidates in the range $5100 < m(\mu^+\mu^-\mu^+\mu^-) < 6000 \text{ MeV}/c^2$ is shown in Fig. 3. The yield of the normalisation mode is determined using an extended unbinned maximum-likelihood fit to this invariant mass spectrum. The $B_s^0 \rightarrow J/\psi(\mu^+\mu^-)\phi(\mu^+\mu^-)$ signal is modelled using the sum of two Crystal Ball functions [35] with common mean, referred to as a double Crystal Ball (DCB) function. The parameters of this function are determined from a fit to simulated $B_s^0 \rightarrow J/\psi(\mu^+\mu^-)\phi(\mu^+\mu^-)$ decays, in which the values are fixed in the fit to data, with the exception of the mean and widths of the DCB function, which are allowed to vary freely in order to account for differences in resolution and mass scale between data and simulation. The resulting ratio of the mass resolution in data over simulation is found to be 1.11 ± 0.09 . The combinatorial background is modelled with an exponential function. Background from the six signal decays in the control mode mass distribution is negligible due to the low branching fractions of the signal decays and the requirements on the J/ψ and ϕ masses imposed in the control mode selection. The yield of $B_s^0 \rightarrow J/\psi(\mu^+\mu^-)\phi(\mu^+\mu^-)$ decays is found to be 218 ± 16 , where the uncertainty is statistical only. The invariant mass spectrum and the fit projection are shown in Fig. 3.

As described in Sec. 3, the data used to search for $B_{(s)}^0 \rightarrow \mu^+\mu^-\mu^+\mu^-$ and $B_{(s)}^0 \rightarrow J/\psi(\mu^+\mu^-)\mu^+\mu^-$ decays are split into four intervals in the BDT classifier re-

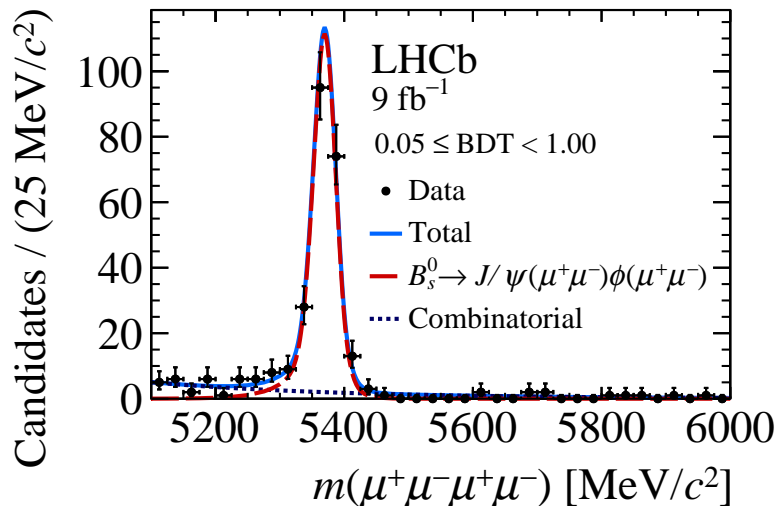


Figure 3: Distribution of the $\mu^+\mu^-\mu^+\mu^-$ invariant mass of candidates passing the $B_s^0 \rightarrow J/\psi(\mu^+\mu^-)\phi(\mu^+\mu^-)$ selection, with the fit model used to determine the control sample yield overlaid.

sponse, while for the $B_{(s)}^0 \rightarrow a(\mu^+\mu^-)a(\mu^+\mu^-)$ data sample a single BDT interval is defined. The normalisation factors α_s^i and α_d^i are calculated using Eq. 2 and the inputs described above, with their values Gaussian constrained to their central values according to their statistical uncertainties. Additional Gaussian constraints are used to include the effects of the systematic uncertainties in the inputs described in Sec. 6.

For each of the $B_{(s)}^0 \rightarrow \mu^+\mu^-\mu^+\mu^-$ and $B_{(s)}^0 \rightarrow J/\psi(\mu^+\mu^-)\mu^+\mu^-$ signal modes, an unbinned extended maximum-likelihood fit is performed to the B candidate invariant mass distribution in the range $4900 < m(\mu^+\mu^-\mu^+\mu^-) < 6000 \text{ MeV}/c^2$, simultaneously in all four BDT intervals, in order to search for the decays and measure their branching fractions. In the case of the $B_{(s)}^0 \rightarrow a(\mu^+\mu^-)a(\mu^+\mu^-)$ modes, fits are performed to the invariant mass distribution in a single region of the BDT response. All signal mass shapes are modelled using DCB functions, in which the parameters are fixed to values obtained from simulation, with the exception of the mean and widths, which are offset and scaled respectively according to the results of the fit for the control mode. Due to their overlap, the fits to the B_s^0 and B^0 decays are performed separately in each case, *i.e.* the B_s^0 component is set to zero when performing the fit to the B^0 component and vice versa. The yields of each signal mode are not fitted directly, rather they are expressed in terms of the normalisation factors and the decay branching fractions (see Eq. 2), which are allowed to vary freely. The branching fraction is constrained to be greater than or equal to zero in each fit. The combinatorial background is modelled using exponential functions, in which the slope parameters and yields are allowed to vary freely independently in each BDT interval.

6 Systematic uncertainties

Due to the similarity between the signal and control decay modes, many sources of systematic uncertainty cancel in the ratio of efficiencies. Nonetheless, a number of sources of systematic uncertainty have the potential to affect the measured branching fractions. Two sources of uncertainty arise from the models used to generate the simulated signal decays. In particular, since no theoretical prediction for the decay dynamics of $B_{(s)}^0 \rightarrow \mu^+\mu^-\mu^+\mu^-$ decays is currently available, decays are generated using a phase-space model. This may lead to a bias in the efficiency calculation if the true kinematic distributions of these decays differs from the one used in the simulation. To estimate the representative scale of the bias arising from such an effect, the dimuon invariant mass squared (q_{ij}^2) distributions for $B_{(s)}^0 \rightarrow \mu^+\mu^-\mu^+\mu^-$ decays are weighted to be uniform in the (q_{11}^2, q_{22}^2) plane, and the efficiencies are evaluated. A similar effect is evaluated for $B_{(s)}^0 \rightarrow J/\psi(\mu^+\mu^-)\mu^+\mu^-$ decays, where the invariant mass squared of the two muons not originating from the J/ψ meson is weighted to give a uniform distribution. This leads to shifts relative to the nominal efficiencies of up to about 20% depending on the decay mode and BDT interval, which are taken as systematic uncertainties. This represents the largest source of systematic uncertainty. Similarly, the effective lifetimes of the B_s^0 meson decays, $B_s^0 \rightarrow \mu^+\mu^-\mu^+\mu^-$, $B_s^0 \rightarrow a(\mu^+\mu^-)a(\mu^+\mu^-)$ and $B_s^0 \rightarrow J/\psi(\mu^+\mu^-)\mu^+\mu^-$, depend on the CP-even and CP-odd contributions in the decay amplitudes, which are *a priori* unknown. These decays are generated assuming the mean B_s^0 lifetime. If their true effective lifetimes differ significantly from this value, then the efficiency estimates will be biased. The maximum size of such an effect is estimated by weighting simulated decay

modes to have their effective lifetimes equal to the lifetimes of the heavy and light B_s^0 mass eigenstates. The largest shift with respect to the nominal efficiency is again taken as a source of systematic uncertainty, with relative shifts in the efficiencies at around the 5% level.

Further sources of uncertainty arise due to data-simulation differences. The effect of mismodelling of the PID response in simulation is evaluated using calibration samples of muons from data to compare data-driven efficiencies with those obtained directly from simulation, with the differences in the ratios of efficiencies of 1–2% taken as systematic uncertainties. The effect of the difference in mass resolution between simulation and data on the selection efficiency is estimated to be below 1% using the results of the fits to the control mode mass distribution. Finally, the efficiencies are evaluated without the application of the generator and reconstruction weights described in Sec. 5 in order to get an upper bound on the likely effect of mismodelling in simulation. Since the effect on the efficiency ratio is found to be small, up to around 10% depending on the decay and BDT interval, this shift is conservatively taken as a source of systematic uncertainty in the efficiency. All these systematic uncertainties are included in the branching fraction fit by applying Gaussian constraints to the efficiencies or efficiency ratios.

7 Results

The invariant mass distributions of B_s^0 and B^0 candidates passing the $B_{(s)}^0 \rightarrow \mu^+ \mu^- \mu^+ \mu^-$, $B_{(s)}^0 \rightarrow a(\mu^+ \mu^-) a(\mu^+ \mu^-)$ and $B_{(s)}^0 \rightarrow J/\psi(\mu^+ \mu^-) \mu^+ \mu^-$ selections in the most sensitive BDT intervals are shown in Figs. 4, 5 and 6, respectively. The projections of the fits used to search for the signal decays and measure their branching fractions are overlaid. The distributions and fit projections in the remaining BDT intervals are shown in Appendix A. No evidence for any of the six signal decay modes is found, with the most significant excesses found in the $B_s^0 \rightarrow J/\psi(\mu^+ \mu^-) \mu^+ \mu^-$ and $B^0 \rightarrow J/\psi(\mu^+ \mu^-) \mu^+ \mu^-$ searches, amounting to two standard deviations in both cases, calculated using Wilks' theorem [36]. Limits are set on the branching fractions using the CL_s method [37] as implemented in the GAMMACOMBO package [38, 39] using a one-sided test statistic, with 80 scan points and 2000 pseudoexperiments per scan point. The limits at 95% confidence level are

$$\begin{aligned}
\mathcal{B}(B_s^0 \rightarrow \mu^+ \mu^- \mu^+ \mu^-) &< 8.6 \times 10^{-10}, \\
\mathcal{B}(B^0 \rightarrow \mu^+ \mu^- \mu^+ \mu^-) &< 1.8 \times 10^{-10}, \\
\mathcal{B}(B_s^0 \rightarrow a(\mu^+ \mu^-) a(\mu^+ \mu^-)) &< 5.8 \times 10^{-10}, \\
\mathcal{B}(B^0 \rightarrow a(\mu^+ \mu^-) a(\mu^+ \mu^-)) &< 2.3 \times 10^{-10}, \\
\mathcal{B}(B_s^0 \rightarrow J/\psi(\mu^+ \mu^-) \mu^+ \mu^-) &< 2.6 \times 10^{-9}, \\
\mathcal{B}(B^0 \rightarrow J/\psi(\mu^+ \mu^-) \mu^+ \mu^-) &< 1.0 \times 10^{-9}.
\end{aligned}$$

The corresponding CL_s scans for all six decays are shown in Fig. 7. Note that in the case of $B_{(s)}^0 \rightarrow a(\mu^+ \mu^-) a(\mu^+ \mu^-)$ decays, these limits are evaluated assuming a promptly decaying intermediate scalar with a mass of 1 GeV/ c^2 . The limits quoted for $B_{(s)}^0 \rightarrow J/\psi(\mu^+ \mu^-) \mu^+ \mu^-$ decays include the $J/\psi \rightarrow \mu^+ \mu^-$ branching fraction. These results constitute the most stringent limits on each of the six $B_{(s)}^0 \rightarrow \mu^+ \mu^- \mu^+ \mu^-$ decays to date and supersede previous results by the LHCb experiment [16].

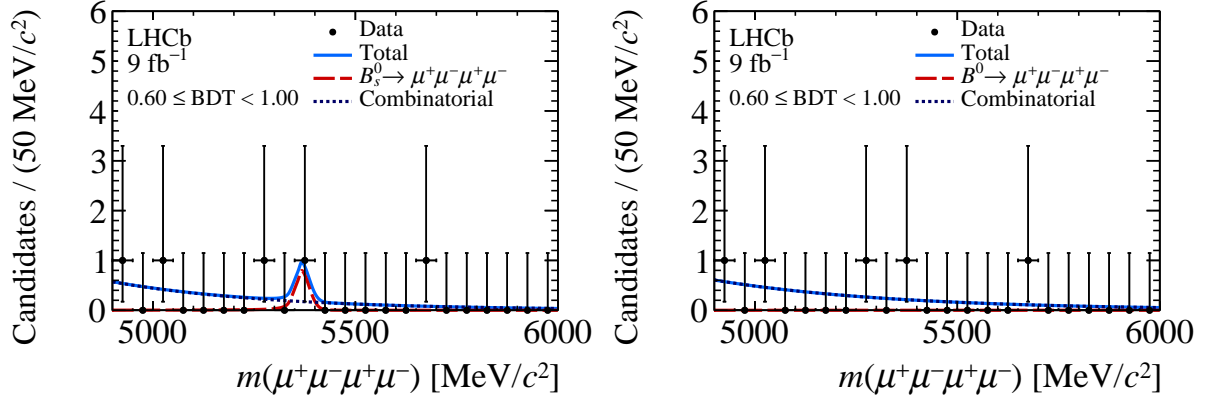


Figure 4: Distribution of the $\mu^+\mu^-\mu^+\mu^-$ invariant mass of candidates passing the $B_{(s)}^0 \rightarrow \mu^+\mu^-\mu^+\mu^-$ selection in the most sensitive BDT interval, with the fit models used to determine the branching fractions of (left) $B_s^0 \rightarrow \mu^+\mu^-\mu^+\mu^-$ and (right) $B^0 \rightarrow \mu^+\mu^-\mu^+\mu^-$ decays overlaid.

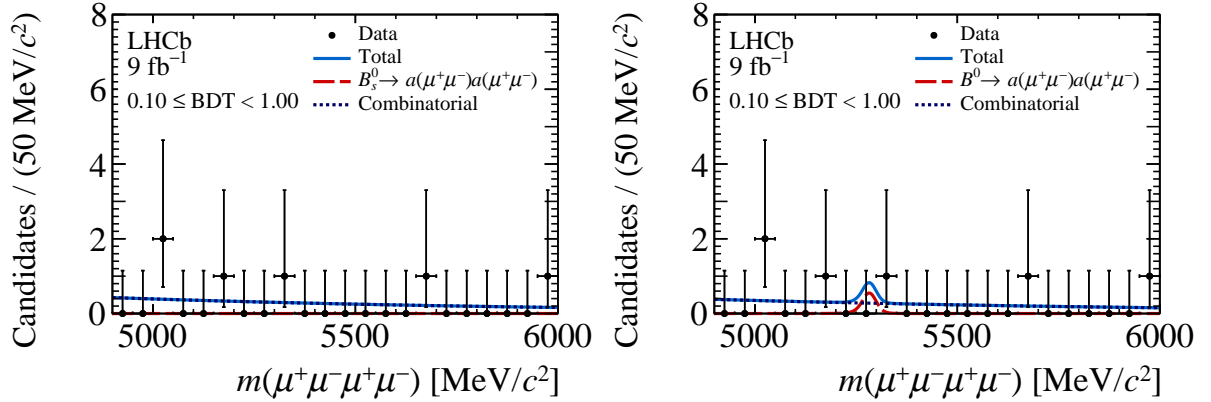


Figure 5: Distribution of the $\mu^+\mu^-\mu^+\mu^-$ invariant mass of candidates passing the $B_{(s)}^0 \rightarrow a(\mu^+\mu^-)a(\mu^+\mu^-)$ selection, with the fit models used to determine the branching fractions of (left) $B_s^0 \rightarrow a(\mu^+\mu^-)a(\mu^+\mu^-)$ and (right) $B^0 \rightarrow a(\mu^+\mu^-)a(\mu^+\mu^-)$ decays overlaid.

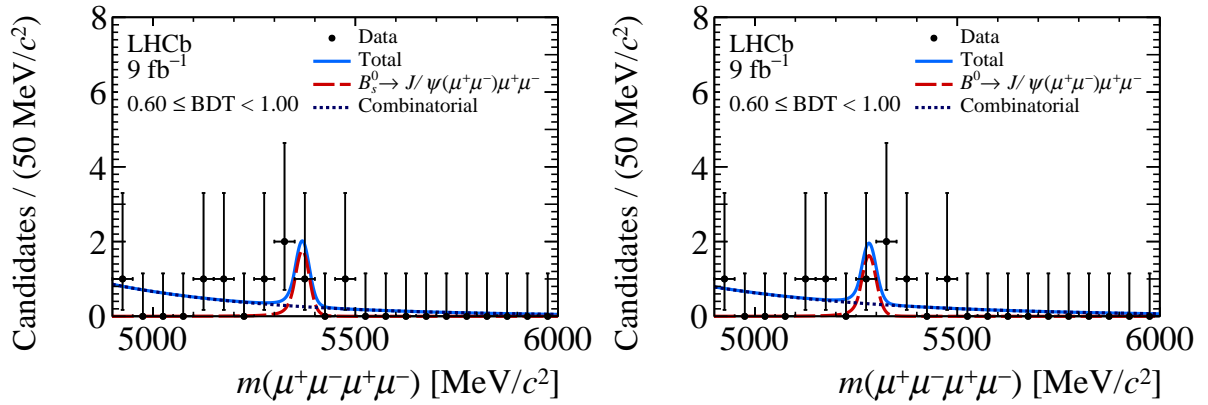


Figure 6: Distribution of the $\mu^+\mu^-\mu^+\mu^-$ invariant mass of candidates passing the $B_{(s)}^0 \rightarrow J/\psi(\mu^+\mu^-)\mu^+\mu^-$ selection in the most sensitive BDT interval, with the fit models used to determine the branching fractions of (left) $B_s^0 \rightarrow J/\psi(\mu^+\mu^-)\mu^+\mu^-$ and (right) $B^0 \rightarrow J/\psi(\mu^+\mu^-)\mu^+\mu^-$ decays overlaid.

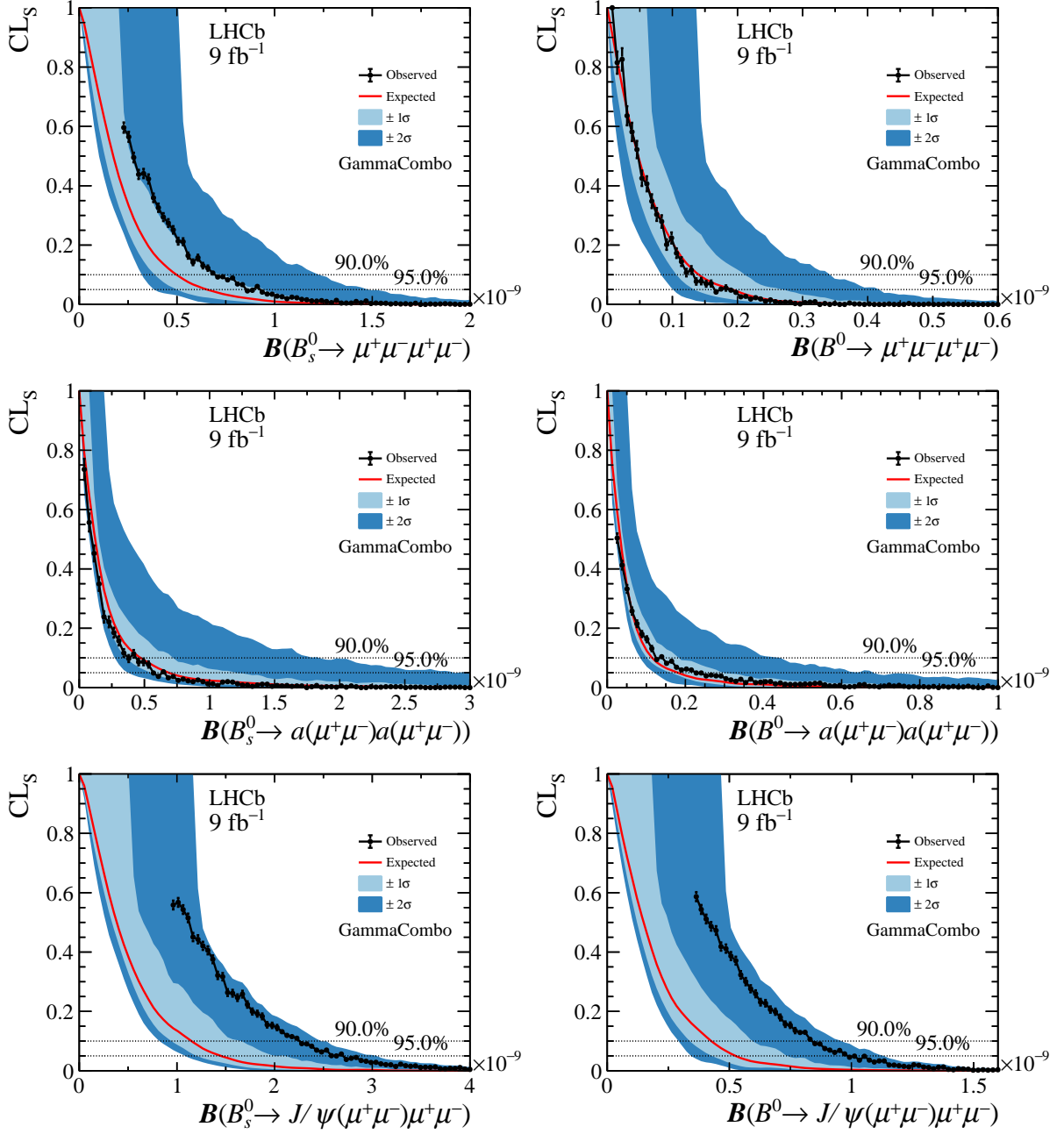


Figure 7: Confidence levels (CL_s) obtained from the CL_s method to set limits on the branching fractions of (top left) $B_s^0 \rightarrow \mu^+ \mu^- \mu^+ \mu^-$, (top right) $B^0 \rightarrow \mu^+ \mu^- \mu^+ \mu^-$, (middle left) $B_s^0 \rightarrow a(\mu^+ \mu^-) a(\mu^+ \mu^-)$, (middle right) $B^0 \rightarrow a(\mu^+ \mu^-) a(\mu^+ \mu^-)$, (bottom left) $B_s^0 \rightarrow J/\psi(\mu^+ \mu^-) \mu^+ \mu^-$ and (bottom right) $B^0 \rightarrow J/\psi(\mu^+ \mu^-) \mu^+ \mu^-$ decays.

Acknowledgements

We express our gratitude to our colleagues in the CERN accelerator departments for the excellent performance of the LHC. We thank the technical and administrative staff at the LHCb institutes. We acknowledge support from CERN and from the national agencies: CAPES, CNPq, FAPERJ and FINEP (Brazil); MOST and NSFC (China); CNRS/IN2P3 (France); BMBF, DFG and MPG (Germany); INFN (Italy); NWO (Netherlands); MNiSW and NCN (Poland); MEN/IFA (Romania); MSHE (Russia); MICINN (Spain); SNSF and SER (Switzerland); NASU (Ukraine); STFC (United Kingdom); DOE NP and NSF (USA). We acknowledge the computing resources that are provided by CERN, IN2P3 (France), KIT and DESY (Germany), INFN (Italy), SURF (Netherlands), PIC (Spain), GridPP (United Kingdom), RRCKI and Yandex LLC (Russia), CSCS (Switzerland), IFIN-HH (Romania), CBPF (Brazil), PL-GRID (Poland) and NERSC (USA). We are indebted to the communities behind the multiple open-source software packages on which we depend. Individual groups or members have received support from ARC and ARDC (Australia); AvH Foundation (Germany); EPLANET, Marie Skłodowska-Curie Actions and ERC (European Union); A*MIDEX, ANR, IPhU and Labex P2IO, and Région Auvergne-Rhône-Alpes (France); Key Research Program of Frontier Sciences of CAS, CAS PIFI, CAS CCEPP, Fundamental Research Funds for the Central Universities, and Sci. & Tech. Program of Guangzhou (China);

RFBR, RSF and Yandex LLC (Russia); GVA, XuntaGal and GENCAT (Spain); the Leverhulme Trust, the Royal Society and UKRI (United Kingdom).

A Additional figures

This appendix contains the distributions of $\mu^+\mu^-\mu^+\mu^-$ invariant mass for candidates passing the $B_{(s)}^0 \rightarrow \mu^+\mu^-\mu^+\mu^-$ and $B_{(s)}^0 \rightarrow J/\psi(\mu^+\mu^-)\mu^+\mu^-$ selections, in the lower three intervals of the BDT classifier response, with the results of the maximum-likelihood fits overlaid.

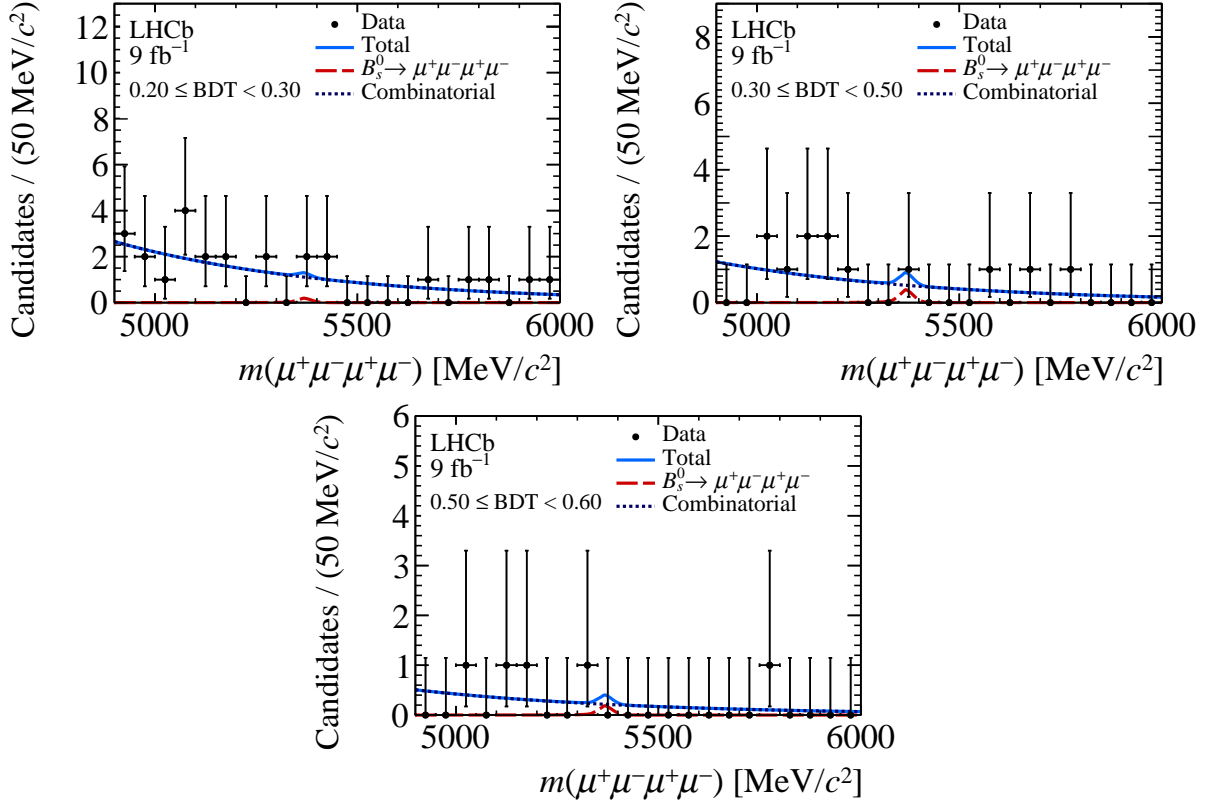


Figure 8: Distribution of the $\mu^+\mu^-\mu^+\mu^-$ invariant mass of candidates passing the $B_{(s)}^0 \rightarrow \mu^+\mu^-\mu^+\mu^-$ selection in (top left) the lowest BDT interval, (top right) the second lowest BDT interval and (bottom) the second highest BDT interval, with the fit models used to determine the branching fraction of $B_s^0 \rightarrow \mu^+\mu^-\mu^+\mu^-$ overlaid.

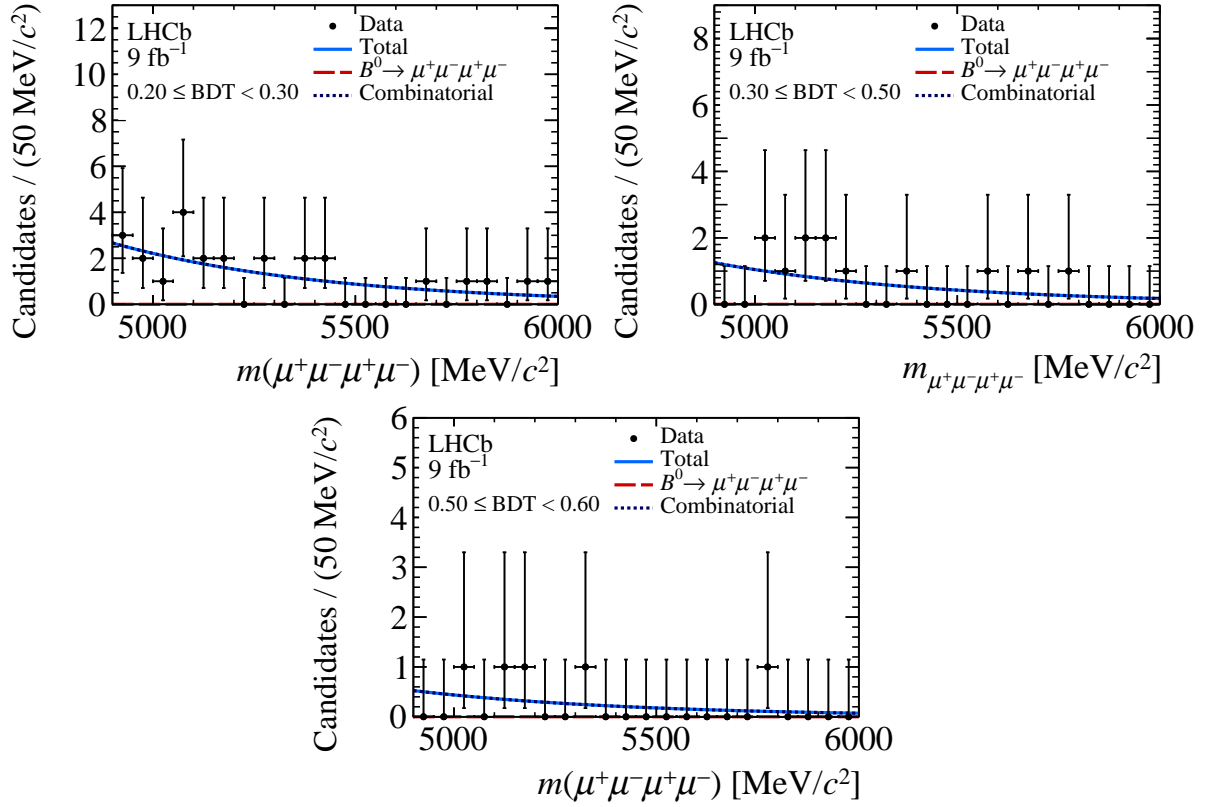


Figure 9: Distribution of the $\mu^+\mu^-\mu^+\mu^-$ invariant mass of candidates passing the $B_{(s)}^0 \rightarrow \mu^+\mu^-\mu^+\mu^-$ selection in (top left) the lowest BDT interval, (top right) the second lowest BDT interval and (bottom) the second highest BDT interval, with the fit models used to determine the branching fraction of $B^0 \rightarrow \mu^+\mu^-\mu^+\mu^-$ overlaid.

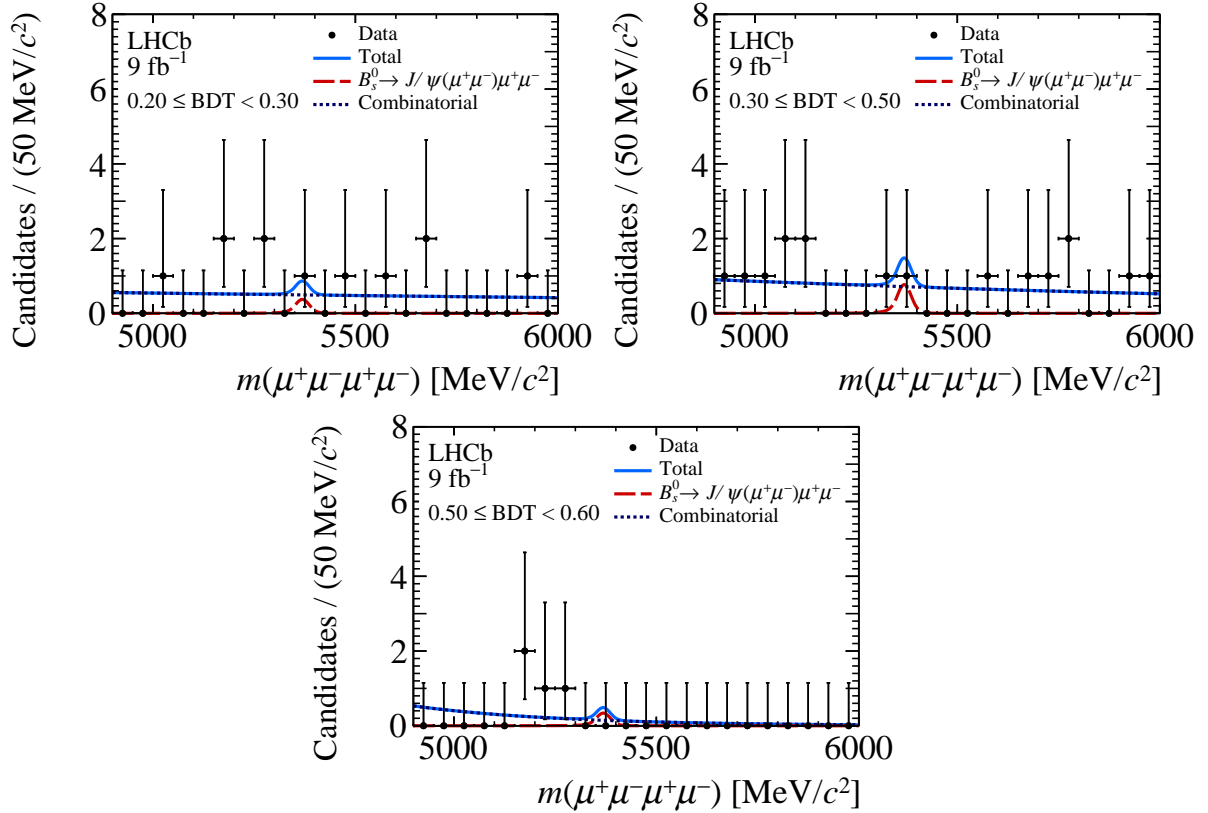


Figure 10: Distribution of the $\mu^+\mu^-\mu^+\mu^-$ invariant mass of candidates passing the $B_{(s)}^0 \rightarrow J/\psi(\mu^+\mu^-)\mu^+\mu^-$ selection in (top left) the lowest BDT interval, (top right) the second lowest BDT interval and (bottom) the second highest BDT interval, with the fit models used to determine the branching fraction of $B_s^0 \rightarrow J/\psi(\mu^+\mu^-)\mu^+\mu^-$ overlaid.

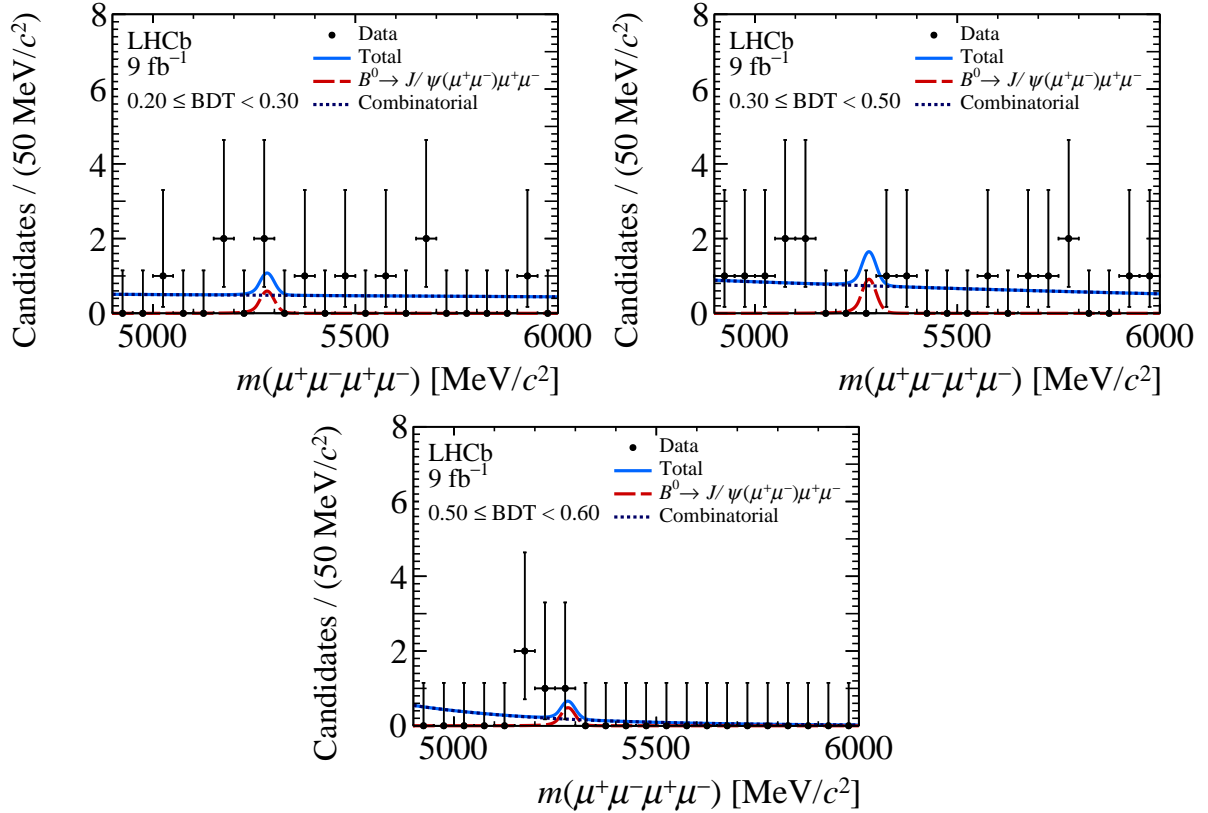


Figure 11: Distribution of the $\mu^+\mu^-\mu^+\mu^-$ invariant mass of candidates passing the $B_{(s)}^0 \rightarrow J/\psi(\mu^+\mu^-)\mu^+\mu^-$ selection in (top left) the lowest BDT interval, (top right) the second lowest BDT interval and (bottom) the second highest BDT interval, with the fit models used to determine the branching fraction of $B^0 \rightarrow J/\psi(\mu^+\mu^-)\mu^+\mu^-$ overlaid.

References

- [1] A. V. Danilina and N. V. Nikitin, *Four-leptonic decays of charged and neutral B mesons within the Standard Model*, Phys. Atom. Nucl. **81** (2018) 347.
- [2] S. V. Demidov and D. S. Gorbunov, *Flavor violating processes with sgoldstino pair production*, Phys. Rev. **D85** (2012) 077701, arXiv:1112.5230.
- [3] M. Bauer, M. Neubert, and A. Thamm, *LHC as an axion factory: probing an axion explanation for $(g-2)_\mu$ with exotic Higgs decays*, Phys. Rev. Lett. **119** (2017) 031802, arXiv:1704.08207.
- [4] J. Liu, C. E. M. Wagner, and X.-P. Wang, *A light complex scalar for the electron and muon anomalous magnetic moments*, JHEP **03** (2019) 008, arXiv:1810.11028.
- [5] T. Aoyama *et al.*, *The anomalous magnetic moment of the muon in the Standard Model*, Phys. Rept. **887** (2020) 1, arXiv:2006.04822.
- [6] Muon $g-2$ collaboration, B. Abi *et al.*, *Measurement of the positive muon anomalous magnetic moment to 0.46 ppm*, Phys. Rev. Lett. **126** (2021) 141801, arXiv:2104.03281.
- [7] Muon $g-2$ collaboration, G. W. Bennett *et al.*, *Final report of the muon E821 anomalous magnetic moment measurement at BNL*, Phys. Rev. **D73** (2006) 072003, arXiv:hep-ex/0602035.
- [8] LHCb collaboration, R. Aaij *et al.*, *Tests of lepton universality using $B^0 \rightarrow K_S^0 \ell^+ \ell^-$ and $B^+ \rightarrow K^{*+} \ell^+ \ell^-$ decays*, arXiv:2110.09501, submitted to PRL.
- [9] LHCb collaboration, R. Aaij *et al.*, *Test of lepton universality in beauty-quark decays*, arXiv:2103.11769, to appear in Nature Physics.
- [10] LHCb collaboration, R. Aaij *et al.*, *Test of lepton universality using $\Lambda_b^0 \rightarrow p K^- \ell^+ \ell^-$ decays*, JHEP **05** (2020) 040, arXiv:1912.08139.
- [11] LHCb collaboration, R. Aaij *et al.*, *Test of lepton universality with $B^0 \rightarrow K^{*0} \ell^+ \ell^-$ decays*, JHEP **08** (2017) 055, arXiv:1705.05802.
- [12] LHCb collaboration, R. Aaij *et al.*, *Angular analysis of the rare decay $B_s^0 \rightarrow \phi \mu^+ \mu^-$* , JHEP **11** (2021) 043, arXiv:2107.13428.
- [13] LHCb collaboration, R. Aaij *et al.*, *Angular analysis of the $B^+ \rightarrow K^{*+} \mu^+ \mu^-$ decay*, Phys. Rev. Lett. **126** (2021) 161802, arXiv:2012.13241.
- [14] LHCb collaboration, R. Aaij *et al.*, *Measurement of CP-averaged observables in the $B^0 \rightarrow K^{*0} \mu^+ \mu^-$ decay*, Phys. Rev. Lett. **125** (2020) 011802, arXiv:2003.04831.
- [15] M. Chala, U. Egede, and M. Spannowsky, *Searching new physics in rare B-meson decays into multiple muons*, Eur. Phys. J. **C79** (2019) 431, arXiv:1902.10156.
- [16] LHCb collaboration, R. Aaij *et al.*, *Search for decays of neutral beauty mesons into four muons*, JHEP **03** (2017) 001, arXiv:1611.07704.

- [17] D. H. Evans, B. Grinstein, and D. R. Nolte, *Short distance analysis of $\bar{B}^0 \rightarrow J/\psi e^+ e^-$, $\bar{B}^0 \rightarrow \eta_c e^+ e^-$, $\bar{B}^0 \rightarrow D^{*0} e^+ e^-$ and $\bar{B}^0 \rightarrow D^0 e^+ e^-$* , Nucl. Phys. **B577** (2000) 240, arXiv:hep-ph/9906528.
- [18] Particle Data Group, P. A. Zyla *et al.*, *Review of particle physics*, Prog. Theor. Exp. Phys. **2020** (2020) 083C01.
- [19] LHCb collaboration, R. Aaij *et al.*, *Precise measurement of the f_s/f_d ratio of fragmentation fractions and of B_s^0 decay branching fractions*, Phys. Rev. **D104** (2021) 032005, arXiv:2103.06810.
- [20] LHCb collaboration, A. A. Alves Jr. *et al.*, *The LHCb detector at the LHC*, JINST **3** (2008) S08005.
- [21] LHCb collaboration, R. Aaij *et al.*, *LHCb detector performance*, Int. J. Mod. Phys. **A30** (2015) 1530022, arXiv:1412.6352.
- [22] T. Sjöstrand, S. Mrenna, and P. Skands, *A brief introduction to PYTHIA 8.1*, Comput. Phys. Commun. **178** (2008) 852, arXiv:0710.3820; T. Sjöstrand, S. Mrenna, and P. Skands, *PYTHIA 6.4 physics and manual*, JHEP **05** (2006) 026, arXiv:hep-ph/0603175.
- [23] I. Belyaev *et al.*, *Handling of the generation of primary events in Gauss, the LHCb simulation framework*, J. Phys. Conf. Ser. **331** (2011) 032047.
- [24] D. J. Lange, *The EvtGen particle decay simulation package*, Nucl. Instrum. Meth. **A462** (2001) 152.
- [25] N. Davidson, T. Przedzinski, and Z. Was, *PHOTOS interface in C++: Technical and physics documentation*, Comp. Phys. Comm. **199** (2016) 86, arXiv:1011.0937.
- [26] Geant4 collaboration, J. Allison *et al.*, *Geant4 developments and applications*, IEEE Trans. Nucl. Sci. **53** (2006) 270; Geant4 collaboration, S. Agostinelli *et al.*, *Geant4: A simulation toolkit*, Nucl. Instrum. Meth. **A506** (2003) 250.
- [27] M. Clemencic *et al.*, *The LHCb simulation application, Gauss: Design, evolution and experience*, J. Phys. Conf. Ser. **331** (2011) 032023.
- [28] A. Ali, P. Ball, L. T. Handoko, and G. Hiller, *A comparative study of the decays $B \rightarrow (K, K^*) \ell^+ \ell^-$ in standard model and supersymmetric theories*, Phys. Rev. **D61** (2000) 074024, arXiv:hep-ph/9910221.
- [29] F. Archilli *et al.*, *Performance of the muon identification at LHCb*, JINST **8** (2013) P10020, arXiv:1306.0249.
- [30] H. Voss, A. Hoecker, J. Stelzer, and F. Tegenfeldt, *TMVA - Toolkit for Multivariate Data Analysis with ROOT*, PoS **ACAT** (2007) 040.
- [31] A. Blum, A. Kalai, and J. Langford, *Beating the hold-out: bounds for k-fold and progressive cross-validation*, in *Proceedings of the twelfth annual conference on computational learning theory*, COLT '99, (New York, NY, USA), 203, ACM, 1999.

- [32] M. Pivk and F. R. Le Diberder, *sPlot: A statistical tool to unfold data distributions*, Nucl. Instrum. Meth. **A555** (2005) 356, [arXiv:physics/0402083](#).
- [33] LHCb collaboration, R. Aaij *et al.*, *Measurement of the b -quark production cross-section in 7 and 13 TeV pp collisions*, Phys. Rev. Lett. **118** (2017) 052002, Erratum *ibid.* **119** (2017) 169901, [arXiv:1612.05140](#).
- [34] LHCb collaboration, R. Aaij *et al.*, *Measurement of differential $b\bar{b}$ and $c\bar{c}$ dijet cross-sections in the forward region of pp collisions at $\sqrt{s} = 13$ TeV*, JHEP **02** (2021) 023, [arXiv:2010.09437](#).
- [35] T. Skwarnicki, *A study of the radiative cascade transitions between the Upsilon-prime and Upsilon resonances*, PhD thesis, Institute of Nuclear Physics, Krakow, 1986, DESY-F31-86-02.
- [36] S. S. Wilks, *The large-sample distribution of the likelihood ratio for testing composite hypotheses*, Ann. Math. Stat. **9** (1938) 60.
- [37] A. L. Read, *Presentation of search results: The CL_s technique*, J. Phys. **G28** (2002) 2693.
- [38] M. Kenzie *et al.*, *GammaCombo: A statistical analysis framework for combining measurements, fitting datasets and producing confidence intervals*, doi: 10.5281/zenodo.3371421.
- [39] LHCb collaboration, R. Aaij *et al.*, *Measurement of the CKM angle γ from a combination of LHCb results*, JHEP **12** (2016) 087, [arXiv:1611.03076](#).

LHCb collaboration

R. Aaij³², A.S.W. Abdelmotteleb⁵⁶, C. Abellán Beteta⁵⁰, F. Abudinén⁵⁶, T. Ackernley⁶⁰, B. Adeva⁴⁶, M. Adinolfi⁵⁴, H. Afsharnia⁹, C. Agapopoulou¹³, C.A. Aidala⁸⁷, S. Aiola²⁵, Z. Ajaltouni⁹, S. Akar⁶⁵, J. Albrecht¹⁵, F. Alessio⁴⁸, M. Alexander⁵⁹, A. Alfonso Alberio⁴⁵, Z. Aliouche⁶², G. Alkhazov³⁸, P. Alvarez Cartelle⁵⁵, S. Amato², J.L. Amey⁵⁴, Y. Amhis¹¹, L. An⁴⁸, L. Anderlini²², M. Andersson⁵⁰, A. Andreianov³⁸, M. Andreotti²¹, F. Archilli¹⁷, A. Artamonov⁴⁴, M. Artuso⁶⁸, K. Arzymatov⁴², E. Aslanides¹⁰, M. Atzeni⁵⁰, B. Audurier¹², S. Bachmann¹⁷, M. Bachmayer⁴⁹, J.J. Back⁵⁶, P. Baladron Rodriguez⁴⁶, V. Balagura¹², W. Baldini²¹, J. Baptista Leite¹, M. Barbetti^{22,h}, R.J. Barlow⁶², S. Barsuk¹¹, W. Barter⁶¹, M. Bartolini⁵⁵, F. Baryshnikov⁸³, J.M. Basels¹⁴, S. Bashir³⁴, G. Bassi²⁹, B. Batsukh⁶⁸, A. Battig¹⁵, A. Bay⁴⁹, A. Beck⁵⁶, M. Becker¹⁵, F. Bedeschi²⁹, I. Bediaga¹, A. Beiter⁶⁸, V. Belavin⁴², S. Belin²⁷, V. Bellee⁵⁰, K. Belous⁴⁴, I. Belov⁴⁰, I. Belyaev⁴¹, G. Bencivenni²³, E. Ben-Haim¹³, A. Berezhnoy⁴⁰, R. Bernet⁵⁰, D. Berninghoff¹⁷, H.C. Bernstein⁶⁸, C. Bertella⁶², A. Bertolin²⁸, C. Betancourt⁵⁰, F. Betti⁴⁸, Ia. Bezshyiko⁵⁰, S. Bhasin⁵⁴, J. Bhom³⁵, L. Bian⁷³, M.S. Bieker¹⁵, N.V. Biesuz²¹, S. Bifani⁵³, P. Billoir¹³, A. Biolchini³², M. Birch⁶¹, F.C.R. Bishop⁵⁵, A. Bitadze⁶², A. Bizzeti^{22,l}, M. Bjørn⁶³, M.P. Blago⁴⁸, T. Blake⁵⁶, F. Blanc⁴⁹, S. Blusk⁶⁸, D. Bobulska⁵⁹, J.A. Boelhauve¹⁵, O. Boente Garcia⁴⁶, T. Boettcher⁶⁵, A. Boldyrev⁸², A. Bondar⁴³, N. Bondar^{38,48}, S. Borghi⁶², M. Borisyak⁴², M. Borsato¹⁷, J.T. Borsuk³⁵, S.A. Bouchiba⁴⁹, T.J.V. Bowcock^{60,48}, A. Boyer⁴⁸, C. Bozzi²¹, M.J. Bradley⁶¹, S. Braun⁶⁶, A. Brea Rodriguez⁴⁶, J. Brodzicka³⁵, A. Brossa Gonzalo⁵⁶, D. Brundu²⁷, A. Buonauro⁵⁰, L. Buonincontri²⁸, A.T. Burke⁶², C. Burr⁴⁸, A. Bursche⁷², A. Butkevich³⁹, J.S. Butter³², J. Buytaert⁴⁸, W. Byczynski⁴⁸, S. Cadeddu²⁷, H. Cai⁷³, R. Calabrese^{21,g}, L. Calefice^{15,13}, S. Cali²³, R. Calladine⁵³, M. Calvi^{26,k}, M. Calvo Gomez⁸⁵, P. Camargo Magalhaes⁵⁴, P. Campana²³, A.F. Campoverde Quezada⁶, S. Capelli^{26,k}, L. Capriotti^{20,e}, A. Carbone^{20,e}, G. Carboni^{31,q}, R. Cardinale^{24,i}, A. Cardini²⁷, I. Carli⁴, P. Carniti^{26,k}, L. Carus¹⁴, K. Carvalho Akiba³², A. Casais Vidal⁴⁶, R. Caspary¹⁷, G. Casse⁶⁰, M. Cattaneo⁴⁸, G. Cavallero⁴⁸, S. Celani⁴⁹, J. Cerasoli¹⁰, D. Cervenkov⁶³, A.J. Chadwick⁶⁰, M.G. Chapman⁵⁴, M. Charles¹³, Ph. Charpentier⁴⁸, G. Chatzikonstantinidis⁵³, C.A. Chavez Barajas⁶⁰, M. Chefdeville⁸, C. Chen³, S. Chen⁴, A. Chernov³⁵, V. Chobanova⁴⁶, S. Cholak⁴⁹, M. Chruszcz³⁵, A. Chubykin³⁸, V. Chulikov³⁸, P. Ciambone²³, M.F. Cicala⁵⁶, X. Cid Vidal⁴⁶, G. Ciezarek⁴⁸, P.E.L. Clarke⁵⁸, M. Clemencic⁴⁸, H.V. Cliff⁵⁵, J. Closier⁴⁸, J.L. Cobbedick⁶², V. Coco⁴⁸, J.A.B. Coelho¹¹, J. Cogan¹⁰, E. Cogneras⁹, L. Cojocariu³⁷, P. Collins⁴⁸, T. Colombo⁴⁸, L. Congedo^{19,d}, A. Contu²⁷, N. Cooke⁵³, G. Coombs⁵⁹, I. Corredoira⁴⁶, G. Corti⁴⁸, C.M. Costa Sobral⁵⁶, B. Couturier⁴⁸, D.C. Craik⁶⁴, J. Crkovská⁶⁷, M. Cruz Torres¹, R. Currie⁵⁸, C.L. Da Silva⁶⁷, S. Dadabaev⁸³, L. Dai⁷¹, E. Dall'Occo¹⁵, J. Dalseno⁴⁶, C. D'Ambrosio⁴⁸, A. Danilina⁴¹, P. d'Argent⁴⁸, A. Dashkina⁸³, J.E. Davies⁶², A. Davis⁶², O. De Aguiar Francisco⁶², K. De Bruyn⁷⁹, S. De Capua⁶², M. De Cian⁴⁹, E. De Lucia²³, J.M. De Miranda¹, L. De Paula², M. De Serio^{19,d}, D. De Simone⁵⁰, P. De Simone²³, F. De Vellis¹⁵, J.A. de Vries⁸⁰, C.T. Dean⁶⁷, F. Debernardis^{19,d}, D. Decamp⁸, V. Dedu¹⁰, L. Del Buono¹³, B. Delaney⁵⁵, H.-P. Dembinski¹⁵, A. Dendek³⁴, V. Denysenko⁵⁰, D. Derkach⁸², O. Deschamps⁹, F. Desse¹¹, F. Dettori^{27,f}, B. Dey⁷⁷, A. Di Cicco²³, P. Di Nezza²³, S. Didenko⁸³, L. Dieste Maronas⁴⁶, H. Dijkstra⁴⁸, V. Dobishuk⁵², C. Dong³, A.M. Donohoe¹⁸, F. Dordei²⁷, A.C. dos Reis¹, L. Douglas⁵⁹, A. Dovbnaya⁵¹, A.G. Downes⁸, M.W. Dudek³⁵, L. Dufour⁴⁸, V. Duk⁷⁸, P. Durante⁴⁸, J.M. Durham⁶⁷, D. Dutta⁶², A. Dziurda³⁵, A. Dzyuba³⁸, S. Easo⁵⁷, U. Egede⁶⁹, V. Egorychev⁴¹, S. Eidelman^{43,v,†}, S. Eisenhardt⁵⁸, S. Ek-In⁴⁹, L. Eklund⁸⁶, S. Ely⁶⁸, A. Ene³⁷, E. Eppele⁶⁷, S. Escher¹⁴, J. Eschle⁵⁰, S. Esen⁵⁰, T. Evans⁴⁸, L.N. Falcao¹, Y. Fan⁶, B. Fang⁷³, S. Farry⁶⁰, D. Fazzini^{26,k}, M. Féo⁴⁸, A. Fernandez Prieto⁴⁶, A.D. Fernandez⁶⁶, F. Ferrari^{20,e}, L. Ferreira Lopes⁴⁹, F. Ferreira Rodrigues², S. Ferreres Sole³², M. Ferrillo⁵⁰, M. Ferro-Luzzi⁴⁸, S. Filippov³⁹, R.A. Fini¹⁹, M. Fiorini^{21,g}, M. Firlej³⁴,

K.M. Fischer⁶³, D.S. Fitzgerald⁸⁷, C. Fitzpatrick⁶², T. Fiutowski³⁴, A. Fkiaras⁴⁸, F. Fleuret¹²,
 M. Fontana¹³, F. Fontanelli^{24,i}, R. Forty⁴⁸, D. Foulds-Holt⁵⁵, V. Franco Lima⁶⁰,
 M. Franco Sevilla⁶⁶, M. Frank⁴⁸, E. Franzoso²¹, G. Frau¹⁷, C. Frei⁴⁸, D.A. Friday⁵⁹, J. Fu⁶,
 Q. Fuehring¹⁵, E. Gabriel³², G. Galati^{19,d}, A. Gallas Torreira⁴⁶, D. Galli^{20,e}, S. Gambetta^{58,48},
 Y. Gan³, M. Gandelman², P. Gandini²⁵, Y. Gao⁵, M. Garau²⁷, L.M. Garcia Martin⁵⁶,
 P. Garcia Moreno⁴⁵, J. García Pardiñas^{26,k}, B. Garcia Plana⁴⁶, F.A. Garcia Rosales¹²,
 L. Garrido⁴⁵, C. Gaspar⁴⁸, R.E. Geertsema³², D. Gerick¹⁷, L.L. Gerken¹⁵, E. Gersabeck⁶²,
 M. Gersabeck⁶², T. Gershon⁵⁶, D. Gerstel¹⁰, L. Giambastiani²⁸, V. Gibson⁵⁵, H.K. Giemza³⁶,
 A.L. Gilman⁶³, M. Giovannetti^{23,q}, A. Gioventù⁴⁶, P. Gironella Gironell⁴⁵, C. Giugliano^{21,g},
 K. Gizdov⁵⁸, E.L. Gkougkousis⁴⁸, V.V. Gligorov¹³, C. Göbel⁷⁰, E. Golobardes⁸⁵, D. Golubkov⁴¹,
 A. Golutvin^{61,83}, A. Gomes^{1,a}, S. Gomez Fernandez⁴⁵, F. Goncalves Abrantes⁶³, M. Goncerz³⁵,
 G. Gong³, P. Gorbounov⁴¹, I.V. Gorelov⁴⁰, C. Gotti²⁶, E. Govorkova⁴⁸, J.P. Grabowski¹⁷,
 T. Grammatico¹³, L.A. Granado Cardoso⁴⁸, E. Graugés⁴⁵, E. Graverini⁴⁹, G. Graziani²²,
 A. Grecu³⁷, L.M. Greeven³², N.A. Grieser⁴, L. Grillo⁶², S. Gromov⁸³, B.R. Gruberg Cazon⁶³,
 C. Gu³, M. Guarise²¹, M. Guittiere¹¹, P. A. Günther¹⁷, E. Gushchin³⁹, A. Guth¹⁴, Y. Guz⁴⁴,
 T. Gys⁴⁸, T. Hadavizadeh⁶⁹, G. Haefeli⁴⁹, C. Haen⁴⁸, J. Haimberger⁴⁸, T. Halewood-leagas⁶⁰,
 P.M. Hamilton⁶⁶, J.P. Hammerich⁶⁰, Q. Han⁷, X. Han¹⁷, T.H. Hancock⁶³, E.B. Hansen⁶²,
 S. Hansmann-Menzemer¹⁷, N. Harnew⁶³, T. Harrison⁶⁰, C. Hasse⁴⁸, M. Hatch⁴⁸, J. He^{6,b},
 M. Hecker⁶¹, K. Heijhoff³², K. Heinicke¹⁵, R.D.L. Henderson^{69,56}, A.M. Hennequin⁴⁸,
 K. Hennessy⁶⁰, L. Henry⁴⁸, J. Heuel¹⁴, A. Hicheur², D. Hill⁴⁹, M. Hilton⁶², S.E. Hollitt¹⁵,
 R. Hou⁷, Y. Hou⁸, J. Hu¹⁷, J. Hu⁷², W. Hu⁷, X. Hu³, W. Huang⁶, X. Huang⁷³,
 W. Hulsbergen³², R.J. Hunter⁵⁶, M. Hushchyn⁸², D. Hutchcroft⁶⁰, D. Hynds³², P. Ibis¹⁵,
 M. Idzik³⁴, D. Ilin³⁸, P. Ilten⁶⁵, A. Inglese³⁸, A. Ishteev⁸³, K. Ivshin³⁸, R. Jacobsson⁴⁸,
 H. Jage¹⁴, S. Jakobsen⁴⁸, E. Jans³², B.K. Jashal⁴⁷, A. Jawahery⁶⁶, V. Jevtic¹⁵, X. Jiang⁴,
 M. John⁶³, D. Johnson⁶⁴, C.R. Jones⁵⁵, T.P. Jones⁵⁶, B. Jost⁴⁸, N. Jurik⁴⁸,
 S.H. Kalavan Kadavath³⁴, S. Kandybei⁵¹, Y. Kang³, M. Karacson⁴⁸, M. Karpov⁸²,
 J.W. Kautz⁶⁵, F. Keizer⁴⁸, D.M. Keller⁶⁸, M. Kenzie⁵⁶, T. Ketel³³, B. Khanji¹⁵, A. Kharisova⁸⁴,
 S. Kholodenko⁴⁴, T. Kirn¹⁴, V.S. Kirsebom⁴⁹, O. Kitouni⁶⁴, S. Klaver³², N. Kleijne²⁹,
 K. Klimaszewski³⁶, M.R. Kmiec³⁶, S. Koliiev⁵², A. Kondybayeva⁸³, A. Konoplyannikov⁴¹,
 P. Kopciwicz³⁴, R. Kopečna¹⁷, P. Koppenburg³², M. Korolev⁴⁰, I. Kostiuik^{32,52}, O. Kot⁵²,
 S. Kotriakhova^{21,38}, P. Kravchenko³⁸, L. Kravchuk³⁹, R.D. Krawczyk⁴⁸, M. Kreps⁵⁶, F. Kress⁶¹,
 S. Kretschmar¹⁴, P. Krokovny^{43,v}, W. Krupa³⁴, W. Krzemien³⁶, J. Kubat¹⁷, M. Kucharczyk³⁵,
 V. Kudryavtsev^{43,v}, H.S. Kuindersma^{32,33}, G.J. Kunde⁶⁷, T. Kvaratskheliya⁴¹, D. Lacarrere⁴⁸,
 G. Lafferty⁶², A. Lai²⁷, A. Lampis²⁷, D. Lancierini⁵⁰, J.J. Lane⁶², R. Lane⁵⁴, G. Lanfranchi²³,
 C. Langenbruch¹⁴, J. Langer¹⁵, O. Lantwin⁸³, T. Latham⁵⁶, F. Lazzari^{29,r}, R. Le Gac¹⁰,
 S.H. Lee⁸⁷, R. Lefèvre⁹, A. Leflat⁴⁰, S. Legotin⁸³, O. Leroy¹⁰, T. Lesiak³⁵, B. Leverington¹⁷,
 H. Li⁷², P. Li¹⁷, S. Li⁷, Y. Li⁴, Y. Li⁴, Z. Li⁶⁸, X. Liang⁶⁸, T. Lin⁶¹, R. Lindner⁴⁸,
 V. Lisovskyi¹⁵, R. Litvinov²⁷, G. Liu⁷², H. Liu⁶, Q. Liu⁶, S. Liu⁴, A. Lobo Salvia⁴⁵, A. Loi²⁷,
 J. Lomba Castro⁴⁶, I. Longstaff⁵⁹, J.H. Lopes², S. López Soliño⁴⁶, G.H. Lovell⁵⁵, Y. Lu⁴,
 C. Lucarelli^{22,h}, D. Lucchesi^{28,m}, S. Luchuk³⁹, M. Lucio Martinez³², V. Lukashenko^{32,52},
 Y. Luo³, A. Lupato⁶², E. Luppi^{21,g}, O. Lupton⁵⁶, A. Lusiani^{29,n}, X. Lyu⁶, L. Ma⁴, R. Ma⁶,
 S. Maccolini^{20,e}, F. Machefer¹¹, F. Maciuc³⁷, V. Macko⁴⁹, P. Mackowiak¹⁵,
 S. Maddrell-Mander⁵⁴, O. Madejczyk³⁴, L.R. Madhan Mohan⁵⁴, O. Maev³⁸, A. Maevskiy⁸²,
 M.W. Majewski³⁴, J.J. Malczewski³⁵, S. Malde⁶³, B. Malecki⁴⁸, A. Malinin⁸¹, T. Maltsev^{43,v},
 H. Malygina¹⁷, G. Manca^{27,f}, G. Mancinelli¹⁰, D. Manuzzi^{20,e}, D. Marangotto^{25,j}, J. Maratas^{9,t},
 J.F. Marchand⁸, U. Marconi²⁰, S. Mariani^{22,h}, C. Marin Benito⁴⁸, M. Marinangeli⁴⁹, J. Marks¹⁷,
 A.M. Marshall⁵⁴, P.J. Marshall⁶⁰, G. Martelli⁷⁸, G. Martellotti³⁰, L. Martinazzoli^{48,k},
 M. Martinelli^{26,k}, D. Martinez Santos⁴⁶, F. Martinez Vidal⁴⁷, A. Massafferri¹, M. Materok¹⁴,
 R. Matev⁴⁸, A. Mathad⁵⁰, V. Matiunin⁴¹, C. Matteuzzi²⁶, K.R. Mattioli⁸⁷, A. Mauri³²,
 E. Maurice¹², J. Mauricio⁴⁵, M. Mazurek⁴⁸, M. McCann⁶¹, L. Mcconnell¹⁸, T.H. Mcgrath⁶²,

N.T. Mchugh⁵⁹, A. McNab⁶², R. McNulty¹⁸, J.V. Mead⁶⁰, B. Meadows⁶⁵, G. Meier¹⁵,
 D. Melnychuk³⁶, S. Meloni^{26,k}, M. Merk^{32,80}, A. Merli^{25,j}, L. Meyer Garcia², M. Mikhasenko^{75,c},
 D.A. Milanese⁷⁴, E. Millard⁵⁶, M. Milovanovic⁴⁸, M.-N. Minard⁸, A. Minotti^{26,k}, L. Minzoni^{21,g},
 S.E. Mitchell⁵⁸, B. Mitreska⁶², D.S. Mitzel¹⁵, A. Mödden¹⁵, R.A. Mohammed⁶³, R.D. Moise⁶¹,
 S. Mokhnenko⁸², T. Mombächer⁴⁶, I.A. Monroy⁷⁴, S. Monteil⁹, M. Morandin²⁸, G. Morello²³,
 M.J. Morello^{29,n}, J. Moron³⁴, A.B. Morris⁷⁵, A.G. Morris⁵⁶, R. Mountain⁶⁸, H. Mu³,
 F. Muheim^{58,48}, M. Mulder⁷⁹, D. Müller⁴⁸, K. Müller⁵⁰, C.H. Murphy⁶³, D. Murray⁶²,
 R. Murta⁶¹, P. Muzzetto²⁷, P. Naik⁵⁴, T. Nakada⁴⁹, R. Nandakumar⁵⁷, T. Namut⁴⁸, I. Nasteva²,
 M. Needham⁵⁸, N. Neri^{25,j}, S. Neubert⁷⁵, N. Neufeld⁴⁸, R. Newcombe⁶¹, E.M. Niel¹¹,
 S. Nieswand¹⁴, N. Nikitin⁴⁰, N.S. Nolte⁶⁴, C. Normand⁸, C. Nunez⁸⁷, A. Oblakowska-Mucha³⁴,
 V. Obraztsov⁴⁴, T. Oeser¹⁴, D.P. O'Hanlon⁵⁴, S. Okamura²¹, R. Oldeman^{27,f}, F. Oliva⁵⁸,
 M.E. Olivares⁶⁸, C.J.G. Onderwater⁷⁹, R.H. O'Neil⁵⁸, J.M. Otalora Goicochea²,
 T. Ovsiannikova⁴¹, P. Owen⁵⁰, A. Oyanguren⁴⁷, K.O. Padeken⁷⁵, B. Pagare⁵⁶, P.R. Pais⁴⁸,
 T. Pajero⁶³, A. Palano¹⁹, M. Palutan²³, Y. Pan⁶², G. Panshin⁸⁴, A. Papanestis⁵⁷,
 M. Pappagallo^{19,d}, L.L. Pappalardo^{21,g}, C. Pappenheimer⁶⁵, W. Parker⁶⁶, C. Parkes⁶²,
 B. Passalacqua²¹, G. Passaleva²², A. Pastore¹⁹, M. Patel⁶¹, C. Patrignani^{20,e}, C.J. Pawley⁸⁰,
 A. Pearce^{48,57}, A. Pellegrino³², M. Pepe Altarelli⁴⁸, S. Perazzini²⁰, D. Pereima⁴¹,
 A. Pereiro Castro⁴⁶, P. Perret⁹, M. Petric^{59,48}, K. Petridis⁵⁴, A. Petrolini^{24,i}, A. Petrov⁸¹,
 S. Petrucci⁵⁸, M. Petruzzo²⁵, T.T.H. Pham⁶⁸, A. Philippov⁴², R. Piandani⁶, L. Pica^{29,n},
 M. Piccini⁷⁸, B. Pietrzyk⁸, G. Pietrzyk⁴⁹, M. Pili⁶³, D. Pinci³⁰, F. Pisani⁴⁸, M. Pizzichemi^{26,48,k},
 Resmi P.K¹⁰, V. Placinta³⁷, J. Plews⁵³, M. Plo Casasus⁴⁶, F. Polci¹³, M. Poli Lener²³,
 M. Poliakova⁶⁸, A. Poluektov¹⁰, N. Polukhina^{83,u}, I. Polyakov⁶⁸, E. Polycarpo², S. Ponce⁴⁸,
 D. Popov^{6,48}, S. Popov⁴², S. Poslavskii⁴⁴, K. Prasanth³⁵, L. Promberger⁴⁸, C. Prouve⁴⁶,
 V. Pugatch⁵², V. Puill¹¹, G. Punzi^{29,o}, H. Qi³, W. Qian⁶, N. Qin³, R. Quagliani⁴⁹, N.V. Raab¹⁸,
 R.I. Rabadan Trejo⁶, B. Rachwal³⁴, J.H. Rademacker⁵⁴, M. Rama²⁹, M. Ramos Pernas⁵⁶,
 M.S. Rangel², F. Ratnikov^{42,82}, G. Raven³³, M. Reboud⁸, F. Redi⁴⁹, F. Reiss⁶²,
 C. Remon Alepuz⁴⁷, Z. Ren³, V. Renaudin⁶³, R. Ribatti²⁹, A.M. Ricci²⁷, S. Ricciardi⁵⁷,
 K. Rinnert⁶⁰, P. Robbe¹¹, G. Robertson⁵⁸, A.B. Rodrigues⁴⁹, E. Rodrigues⁶⁰,
 J.A. Rodriguez Lopez⁷⁴, E.R.R. Rodriguez Rodriguez⁴⁶, A. Rollings⁶³, P. Roloff⁴⁸,
 V. Romanovskiy⁴⁴, M. Romero Lamas⁴⁶, A. Romero Vidal⁴⁶, J.D. Roth⁸⁷, M. Rotondo²³,
 M.S. Rudolph⁶⁸, T. Ruf⁴⁸, R.A. Ruiz Fernandez⁴⁶, J. Ruiz Vidal⁴⁷, A. Ryzhikov⁸², J. Ryzka³⁴,
 J.J. Saborido Silva⁴⁶, N. Sagidova³⁸, N. Sahoo⁵⁶, B. Saitta^{27,f}, M. Salomoni⁴⁸,
 C. Sanchez Gras³², R. Santacesaria³⁰, C. Santamarina Rios⁴⁶, M. Santimaria²³, E. Santovetti^{31,q},
 D. Saranin⁸³, G. Sarpis¹⁴, M. Sarpis⁷⁵, A. Sarti³⁰, C. Satriano^{30,p}, A. Satta³¹, M. Saur¹⁵,
 D. Savrina^{41,40}, H. Sazak⁹, L.G. Scantlebury Smead⁶³, A. Scarabotto¹³, S. Schael¹⁴, S. Scherl⁶⁰,
 M. Schiller⁵⁹, H. Schindler⁴⁸, M. Schmelling¹⁶, B. Schmidt⁴⁸, S. Schmitt¹⁴, O. Schneider⁴⁹,
 A. Schopper⁴⁸, M. Schubiger³², S. Schulte⁴⁹, M.H. Schune¹¹, R. Schwemmer⁴⁸, B. Sciascia^{23,48},
 S. Sellam⁴⁶, A. Semennikov⁴¹, M. Senghi Soares³³, A. Sergi^{24,i}, N. Serra⁵⁰, L. Sestini²⁸,
 A. Seuthe¹⁵, Y. Shang⁵, D.M. Shangase⁸⁷, M. Shapkin⁴⁴, I. Shchemerov⁸³, L. Shchutka⁴⁹,
 T. Shears⁶⁰, L. Shekhtman^{43,v}, Z. Shen⁵, S. Sheng⁴, V. Shevchenko⁸¹, E.B. Shields^{26,k},
 Y. Shimizu¹¹, E. Shmanin⁸³, J.D. Shupperd⁶⁸, B.G. Siddi²¹, R. Silva Coutinho⁵⁰, G. Simi²⁸,
 S. Simone^{19,d}, N. Skidmore⁶², T. Skwarnicki⁶⁸, M.W. Slater⁵³, I. Slazyk^{21,g}, J.C. Smallwood⁶³,
 J.G. Smeaton⁵⁵, A. Smetkina⁴¹, E. Smith⁵⁰, M. Smith⁶¹, A. Snoch³², L. Soares Lavra⁹,
 M.D. Sokoloff⁶⁵, F.J.P. Soler⁵⁹, A. Solovev³⁸, I. Solovyev³⁸, F.L. Souza De Almeida²,
 B. Souza De Paula², B. Spaan¹⁵, E. Spadaro Norella^{25,j}, P. Spradlin⁵⁹, F. Stagni⁴⁸, M. Stahl⁶⁵,
 S. Stahl⁴⁸, S. Stanislaus⁶³, O. Steinkamp^{50,83}, O. Stenyakin⁴⁴, H. Stevens¹⁵, S. Stone^{68,48,†},
 D. Strelakina⁸³, F. Suljik⁶³, J. Sun²⁷, L. Sun⁷³, Y. Sun⁶⁶, P. Svihra⁶², P.N. Swallow⁵³,
 K. Swientek³⁴, A. Szabelski³⁶, T. Szumlak³⁴, M. Szymanski⁴⁸, S. Taneja⁶², A.R. Tanner⁵⁴,
 M.D. Tat⁶³, A. Terentev⁸³, F. Teubert⁴⁸, E. Thomas⁴⁸, D.J.D. Thompson⁵³, K.A. Thomson⁶⁰,
 H. Tilquin⁶¹, V. Tisserand⁹, S. T'Jampens⁸, M. Tobin⁴, L. Tomassetti^{21,g}, X. Tong⁵,

D. Torres Machado¹, D.Y. Tou¹³, E. Trifonova⁸³, S.M. Trilov⁵⁴, C. Trippi⁴⁹, G. Tuci⁶, A. Tully⁴⁹, N. Tuning^{32,48}, A. Ukleja^{36,48}, D.J. Unverzagt¹⁷, E. Ursov⁸³, A. Usachov³², A. Ustyuzhanin^{42,82}, U. Uwer¹⁷, A. Vagner⁸⁴, V. Vagnoni²⁰, A. Valassi⁴⁸, G. Valenti²⁰, N. Valls Canudas⁸⁵, M. van Beuzekom³², M. Van Dijk⁴⁹, H. Van Hecke⁶⁷, E. van Herwijnen⁸³, M. van Veghel⁷⁹, R. Vazquez Gomez⁴⁵, P. Vazquez Regueiro⁴⁶, C. Vázquez Sierra⁴⁸, S. Vecchi²¹, J.J. Velthuis⁵⁴, M. Veltri^{22,s}, A. Venkateswaran⁶⁸, M. Veronesi³², M. Vesterinen⁵⁶, D. Vieira⁶⁵, M. Vieites Diaz⁴⁹, H. Viemann⁷⁶, X. Vilasis-Cardona⁸⁵, E. Vilella Figueras⁶⁰, A. Villa²⁰, P. Vincent¹³, F.C. Volle¹¹, D. Vom Bruch¹⁰, A. Vorobyev^{38,†}, V. Vorobyev^{43,v}, N. Voropaev³⁸, K. Vos⁸⁰, R. Waldi¹⁷, J. Walsh²⁹, C. Wang¹⁷, J. Wang⁵, J. Wang⁴, J. Wang³, J. Wang⁷³, M. Wang³, R. Wang⁵⁴, Y. Wang⁷, Z. Wang⁵⁰, Z. Wang³, Z. Wang⁶, J.A. Ward^{56,69}, N.K. Watson⁵³, S.G. Weber¹³, D. Websdale⁶¹, C. Weisser⁶⁴, B.D.C. Westhenry⁵⁴, D.J. White⁶², M. Whitehead⁵⁴, A.R. Wiederhold⁵⁶, D. Wiedner¹⁵, G. Wilkinson⁶³, M. Wilkinson⁶⁸, I. Williams⁵⁵, M. Williams⁶⁴, M.R.J. Williams⁵⁸, F.F. Wilson⁵⁷, W. Wislicki³⁶, M. Witek³⁵, L. Witola¹⁷, G. Wormser¹¹, S.A. Wotton⁵⁵, H. Wu⁶⁸, K. Wyllie⁴⁸, Z. Xiang⁶, D. Xiao⁷, Y. Xie⁷, A. Xu⁵, J. Xu⁶, L. Xu³, M. Xu⁵⁶, Q. Xu⁶, Z. Xu⁹, Z. Xu⁶, D. Yang³, S. Yang⁶, Y. Yang⁶, Z. Yang⁵, Z. Yang⁶⁶, Y. Yao⁶⁸, L.E. Yeomans⁶⁰, H. Yin⁷, J. Yu⁷¹, X. Yuan⁶⁸, O. Yushchenko⁴⁴, E. Zaffaroni⁴⁹, M. Zavertyaev^{16,u}, M. Zdybal³⁵, O. Zenaiev⁴⁸, M. Zeng³, D. Zhang⁷, L. Zhang³, S. Zhang⁷¹, S. Zhang⁵, Y. Zhang⁵, Y. Zhang⁶³, A. Zharkova⁸³, A. Zhelezov¹⁷, Y. Zheng⁶, T. Zhou⁵, X. Zhou⁶, Y. Zhou⁶, V. Zhovkovska¹¹, X. Zhu³, X. Zhu⁷, Z. Zhu⁶, V. Zhukov^{14,40}, J.B. Zonneveld⁵⁸, Q. Zou⁴, S. Zucchelli^{20,e}, D. Zuliani²⁸, G. Zunica⁶².

¹Centro Brasileiro de Pesquisas Físicas (CBPF), Rio de Janeiro, Brazil

²Universidade Federal do Rio de Janeiro (UFRJ), Rio de Janeiro, Brazil

³Center for High Energy Physics, Tsinghua University, Beijing, China

⁴Institute Of High Energy Physics (IHEP), Beijing, China

⁵School of Physics State Key Laboratory of Nuclear Physics and Technology, Peking University, Beijing, China

⁶University of Chinese Academy of Sciences, Beijing, China

⁷Institute of Particle Physics, Central China Normal University, Wuhan, Hubei, China

⁸Univ. Savoie Mont Blanc, CNRS, IN2P3-LAPP, Annecy, France

⁹Université Clermont Auvergne, CNRS/IN2P3, LPC, Clermont-Ferrand, France

¹⁰Aix Marseille Univ, CNRS/IN2P3, CPPM, Marseille, France

¹¹Université Paris-Saclay, CNRS/IN2P3, IJCLab, Orsay, France

¹²Laboratoire Leprince-Ringuet, CNRS/IN2P3, Ecole Polytechnique, Institut Polytechnique de Paris, Palaiseau, France

¹³LPNHE, Sorbonne Université, Paris Diderot Sorbonne Paris Cité, CNRS/IN2P3, Paris, France

¹⁴I. Physikalisches Institut, RWTH Aachen University, Aachen, Germany

¹⁵Fakultät Physik, Technische Universität Dortmund, Dortmund, Germany

¹⁶Max-Planck-Institut für Kernphysik (MPIK), Heidelberg, Germany

¹⁷Physikalisches Institut, Ruprecht-Karls-Universität Heidelberg, Heidelberg, Germany

¹⁸School of Physics, University College Dublin, Dublin, Ireland

¹⁹INFN Sezione di Bari, Bari, Italy

²⁰INFN Sezione di Bologna, Bologna, Italy

²¹INFN Sezione di Ferrara, Ferrara, Italy

²²INFN Sezione di Firenze, Firenze, Italy

²³INFN Laboratori Nazionali di Frascati, Frascati, Italy

²⁴INFN Sezione di Genova, Genova, Italy

²⁵INFN Sezione di Milano, Milano, Italy

²⁶INFN Sezione di Milano-Bicocca, Milano, Italy

²⁷INFN Sezione di Cagliari, Monserrato, Italy

²⁸Università degli Studi di Padova, Università e INFN, Padova, Padova, Italy

²⁹INFN Sezione di Pisa, Pisa, Italy

³⁰INFN Sezione di Roma La Sapienza, Roma, Italy

³¹INFN Sezione di Roma Tor Vergata, Roma, Italy

- ³² *Nikhef National Institute for Subatomic Physics, Amsterdam, Netherlands*
- ³³ *Nikhef National Institute for Subatomic Physics and VU University Amsterdam, Amsterdam, Netherlands*
- ³⁴ *AGH - University of Science and Technology, Faculty of Physics and Applied Computer Science, Kraków, Poland*
- ³⁵ *Henryk Niewodniczanski Institute of Nuclear Physics Polish Academy of Sciences, Kraków, Poland*
- ³⁶ *National Center for Nuclear Research (NCBJ), Warsaw, Poland*
- ³⁷ *Horia Hulubei National Institute of Physics and Nuclear Engineering, Bucharest-Magurele, Romania*
- ³⁸ *Petersburg Nuclear Physics Institute NRC Kurchatov Institute (PNPI NRC KI), Gatchina, Russia*
- ³⁹ *Institute for Nuclear Research of the Russian Academy of Sciences (INR RAS), Moscow, Russia*
- ⁴⁰ *Institute of Nuclear Physics, Moscow State University (SINP MSU), Moscow, Russia*
- ⁴¹ *Institute of Theoretical and Experimental Physics NRC Kurchatov Institute (ITEP NRC KI), Moscow, Russia*
- ⁴² *Yandex School of Data Analysis, Moscow, Russia*
- ⁴³ *Budker Institute of Nuclear Physics (SB RAS), Novosibirsk, Russia*
- ⁴⁴ *Institute for High Energy Physics NRC Kurchatov Institute (IHEP NRC KI), Protvino, Russia, Protvino, Russia*
- ⁴⁵ *ICCUB, Universitat de Barcelona, Barcelona, Spain*
- ⁴⁶ *Instituto Galego de Física de Altas Enerxías (IGFAE), Universidade de Santiago de Compostela, Santiago de Compostela, Spain*
- ⁴⁷ *Instituto de Física Corpuscular, Centro Mixto Universidad de Valencia - CSIC, Valencia, Spain*
- ⁴⁸ *European Organization for Nuclear Research (CERN), Geneva, Switzerland*
- ⁴⁹ *Institute of Physics, Ecole Polytechnique Fédérale de Lausanne (EPFL), Lausanne, Switzerland*
- ⁵⁰ *Physik-Institut, Universität Zürich, Zürich, Switzerland*
- ⁵¹ *NSC Kharkiv Institute of Physics and Technology (NSC KIPT), Kharkiv, Ukraine*
- ⁵² *Institute for Nuclear Research of the National Academy of Sciences (KINR), Kyiv, Ukraine*
- ⁵³ *University of Birmingham, Birmingham, United Kingdom*
- ⁵⁴ *H.H. Wills Physics Laboratory, University of Bristol, Bristol, United Kingdom*
- ⁵⁵ *Cavendish Laboratory, University of Cambridge, Cambridge, United Kingdom*
- ⁵⁶ *Department of Physics, University of Warwick, Coventry, United Kingdom*
- ⁵⁷ *STFC Rutherford Appleton Laboratory, Didcot, United Kingdom*
- ⁵⁸ *School of Physics and Astronomy, University of Edinburgh, Edinburgh, United Kingdom*
- ⁵⁹ *School of Physics and Astronomy, University of Glasgow, Glasgow, United Kingdom*
- ⁶⁰ *Oliver Lodge Laboratory, University of Liverpool, Liverpool, United Kingdom*
- ⁶¹ *Imperial College London, London, United Kingdom*
- ⁶² *Department of Physics and Astronomy, University of Manchester, Manchester, United Kingdom*
- ⁶³ *Department of Physics, University of Oxford, Oxford, United Kingdom*
- ⁶⁴ *Massachusetts Institute of Technology, Cambridge, MA, United States*
- ⁶⁵ *University of Cincinnati, Cincinnati, OH, United States*
- ⁶⁶ *University of Maryland, College Park, MD, United States*
- ⁶⁷ *Los Alamos National Laboratory (LANL), Los Alamos, United States*
- ⁶⁸ *Syracuse University, Syracuse, NY, United States*
- ⁶⁹ *School of Physics and Astronomy, Monash University, Melbourne, Australia, associated to ⁵⁶*
- ⁷⁰ *Pontifícia Universidade Católica do Rio de Janeiro (PUC-Rio), Rio de Janeiro, Brazil, associated to ²*
- ⁷¹ *Physics and Micro Electronic College, Hunan University, Changsha City, China, associated to ⁷*
- ⁷² *Guangdong Provincial Key Laboratory of Nuclear Science, Guangdong-Hong Kong Joint Laboratory of Quantum Matter, Institute of Quantum Matter, South China Normal University, Guangzhou, China, associated to ³*
- ⁷³ *School of Physics and Technology, Wuhan University, Wuhan, China, associated to ³*
- ⁷⁴ *Departamento de Física, Universidad Nacional de Colombia, Bogota, Colombia, associated to ¹³*
- ⁷⁵ *Universität Bonn - Helmholtz-Institut für Strahlen und Kernphysik, Bonn, Germany, associated to ¹⁷*
- ⁷⁶ *Institut für Physik, Universität Rostock, Rostock, Germany, associated to ¹⁷*
- ⁷⁷ *Eotvos Lorand University, Budapest, Hungary, associated to ⁴⁸*
- ⁷⁸ *INFN Sezione di Perugia, Perugia, Italy, associated to ²¹*
- ⁷⁹ *Van Swinderen Institute, University of Groningen, Groningen, Netherlands, associated to ³²*
- ⁸⁰ *Universiteit Maastricht, Maastricht, Netherlands, associated to ³²*

- ⁸¹ *National Research Centre Kurchatov Institute, Moscow, Russia, associated to* ⁴¹
⁸² *National Research University Higher School of Economics, Moscow, Russia, associated to* ⁴²
⁸³ *National University of Science and Technology “MISIS”, Moscow, Russia, associated to* ⁴¹
⁸⁴ *National Research Tomsk Polytechnic University, Tomsk, Russia, associated to* ⁴¹
⁸⁵ *DS4DS, La Salle, Universitat Ramon Llull, Barcelona, Spain, associated to* ⁴⁵
⁸⁶ *Department of Physics and Astronomy, Uppsala University, Uppsala, Sweden, associated to* ⁵⁹
⁸⁷ *University of Michigan, Ann Arbor, United States, associated to* ⁶⁸

^a *Universidade Federal do Triângulo Mineiro (UFTM), Uberaba-MG, Brazil*

^b *Hangzhou Institute for Advanced Study, UCAS, Hangzhou, China*

^c *Excellence Cluster ORIGINS, Munich, Germany*

^d *Università di Bari, Bari, Italy*

^e *Università di Bologna, Bologna, Italy*

^f *Università di Cagliari, Cagliari, Italy*

^g *Università di Ferrara, Ferrara, Italy*

^h *Università di Firenze, Firenze, Italy*

ⁱ *Università di Genova, Genova, Italy*

^j *Università degli Studi di Milano, Milano, Italy*

^k *Università di Milano Bicocca, Milano, Italy*

^l *Università di Modena e Reggio Emilia, Modena, Italy*

^m *Università di Padova, Padova, Italy*

ⁿ *Scuola Normale Superiore, Pisa, Italy*

^o *Università di Pisa, Pisa, Italy*

^p *Università della Basilicata, Potenza, Italy*

^q *Università di Roma Tor Vergata, Roma, Italy*

^r *Università di Siena, Siena, Italy*

^s *Università di Urbino, Urbino, Italy*

^t *MSU - Iligan Institute of Technology (MSU-IIT), Iligan, Philippines*

^u *P.N. Lebedev Physical Institute, Russian Academy of Science (LPI RAS), Moscow, Russia*

^v *Novosibirsk State University, Novosibirsk, Russia*

[†] *Deceased*