

CERN-EP-2021-060
14 April 2021

Search for time-dependent CP violation in $D^0 \rightarrow K^+ K^-$ and $D^0 \rightarrow \pi^+ \pi^-$ decays

LHCb collaboration[†]

Abstract

A search for time-dependent violation of the charge-parity symmetry in $D^0 \rightarrow K^+ K^-$ and $D^0 \rightarrow \pi^+ \pi^-$ decays is performed at the LHCb experiment using proton–proton collision data recorded from 2015 to 2018 at a centre-of-mass energy of 13 TeV, corresponding to an integrated luminosity of 6 fb^{-1} . The D^0 meson is required to originate from a $D^*(2010)^+ \rightarrow D^0 \pi^+$ decay, such that its flavour at production is identified by the charge of the accompanying pion. The slope of the time-dependent asymmetry of the decay rates of D^0 and \bar{D}^0 mesons into the final states under consideration is measured to be

$$\begin{aligned}\Delta Y_{K^+ K^-} &= (-2.3 \pm 1.5 \pm 0.3) \times 10^{-4}, \\ \Delta Y_{\pi^+ \pi^-} &= (-4.0 \pm 2.8 \pm 0.4) \times 10^{-4},\end{aligned}$$

where the first uncertainties are statistical and the second are systematic. These results are compatible with the conservation of the CP symmetry at the level of 2 standard deviations and improve the precision by nearly a factor of two.

Submitted to Phys. Rev. D

© 2021 CERN for the benefit of the LHCb collaboration. CC BY 4.0 licence.

[†]Authors are listed at the end of this paper.

1 Introduction

The breaking of the invariance of fundamental interactions under the combined charge conjugation (C) and parity (P) transformation, commonly named CP violation, is a necessary condition to explain the much larger abundance of matter with respect to antimatter in the universe [1]. Within the standard model (SM) of particle physics, the weak interaction provides a source of CP violation through a single complex phase in the Cabibbo–Kobayashi–Maskawa (CKM) matrix that governs the interaction of quarks with the W boson [2, 3]. This CKM paradigm has been tested successfully in the decays of down-type quarks (s or b) in K and B mesons. However, the measured size of CP violation is too small to explain the aforementioned matter–antimatter asymmetry [4], suggesting the existence of additional sources of CP violation beyond the SM.

Hadrons containing charm quarks are the only ones where CP violation and flavour-changing neutral currents (FCNC) involving up-type quarks (u , c or t) can be studied, and provide a unique opportunity to detect new interactions beyond the SM that leave down-type quarks unaffected [5]. Within the SM both CP violation and FCNC for charm hadrons are predicted to be smaller than for kaons and beauty hadrons. The Glashow–Iliopoulos–Maiani mechanism is more effective owing to the smaller mass of the beauty with respect to the top quark and to the smallness of the CKM matrix elements connecting the first two generations of quarks with the third. Furthermore, the contributions from the strange and down quarks cancel in the U -spin limit, where U -spin is the $SU(2)$ subgroup of $SU(3)_F$ relating the down and strange quarks. In particular, the combination of CKM matrix elements responsible for CP violation in charm decays in the SM is $\text{Im}(V_{cb}V_{ub}^*/V_{cs}V_{us}^*) \approx -6 \times 10^{-4}$, corresponding to CP asymmetries typically of the order of 10^{-4} to 10^{-3} [5].

The LHCb collaboration reported the first observation of CP violation in the decay of D^0 mesons in 2019 [6]. However, theoretical uncertainties on nonperturbative effects of the strong interaction do not allow a rigorous assessment of its compatibility with the SM [5, 7–11]. This has prompted a renewed interest of the theory community in the field [12–20]. Complementary searches for time-dependent CP violation in D^0 decays, which has not been observed so far, have the potential to clarify this picture [21].

Cabibbo-suppressed $D^0 \rightarrow f$ decays, where the final state $f = K^+K^-$ or $\pi^+\pi^-$ is common to D^0 and \bar{D}^0 mesons, provide one of the most sensitive tests of time-dependent CP violation through the measurement of the time-dependent asymmetry between the D^0 and \bar{D}^0 decay rates,

$$A_{CP}(f, t) \equiv \frac{\Gamma(D^0 \rightarrow f, t) - \Gamma(\bar{D}^0 \rightarrow f, t)}{\Gamma(D^0 \rightarrow f, t) + \Gamma(\bar{D}^0 \rightarrow f, t)}, \quad (1)$$

where $\Gamma(D^0 \rightarrow f, t)$ indicates the decay rate of an initial D^0 meson decaying into the final state f at time t . The dependence of the asymmetry on decay time is due to the oscillation of D^0 into \bar{D}^0 mesons. This process is parametrised through the mixing parameters x_{12} and y_{12} , defined as $x_{12} \equiv 2|M_{12}/\Gamma|$ and $y_{12} \equiv |\Gamma_{12}/\Gamma|$ [22], where $\mathbf{H} \equiv \mathbf{M} - \frac{i}{2}\mathbf{\Gamma}$ is the effective Hamiltonian governing the time evolution of the D^0 – \bar{D}^0 system and Γ is the average decay width of the mass eigenstates. Since both mixing parameters are smaller than 1% [23–29], the asymmetry can be expanded to linear order in the mixing parameters as

$$A_{CP}(f, t) \approx a_f^d + \Delta Y_f \frac{t}{\tau_{D^0}}, \quad (2)$$

where a_f^d is the CP asymmetry in the decay, τ_{D^0} is the lifetime of the D^0 meson, and the ΔY_f parameter is approximately equal to [21]

$$\Delta Y_f \approx -x_{12} \sin \phi_f^M + y_{12} a_f^d. \quad (3)$$

Here, ϕ_f^M is defined as $\phi_f^M \equiv \arg(M_{12} A_f / \bar{A}_f)$, where A_f (\bar{A}_f) indicates the decay amplitude of a D^0 (\bar{D}^0) meson into the final state f . The parameter ΔY_f is approximately equal to the negative of the parameter A_Γ^f defined as the asymmetry of the effective decay widths of D^0 and \bar{D}^0 mesons into the final state f , as detailed in Appendix A.

Within the SM, the value of ΔY_f is predicted to be of the order of 10^{-5} or less [21,30–32], even though an enhancement up to the level of 10^{-4} by nonperturbative effects of the strong interaction is not excluded [21,31]. At the current level of experimental precision, final-state dependent contributions to ΔY_f can be safely neglected, as detailed in Appendix A. The measurements of $\Delta Y_{K^+K^-}$ and $\Delta Y_{\pi^+\pi^-}$ are thus expected to be consistent with each other and, under this assumption, they are collectively denoted as ΔY . Under the same approximation, the phase ϕ_f^M would be equal to a dispersive mixing phase ϕ_2^M common to all D^0 decays, $\Delta Y \approx -x_{12} \sin \phi_2^M$ [21]. The phase ϕ_2^M is equal to the phase of M_{12} with respect to its $\Delta U = 2$ dominant contribution, hence the subscript “2”, and coincides with the mixing phase ϕ_{12} , defined as $\phi_{12} \equiv \arg(M_{12}/\Gamma_{12})$, in the superweak approximation [21,22,33–35].

Reducing the uncertainty on ΔY_f is also essential to determine the parameter $a_{K^+K^-}^d$ from the measurements of the time-integrated asymmetry of $D^0 \rightarrow K^+K^-$ decays [36–40], which is equal to

$$A_{CP}(K^+K^-) \approx a_{K^+K^-}^d + \Delta Y_{K^+K^-} \frac{\langle t \rangle_{K^+K^-}}{\tau_{D^0}}, \quad (4)$$

where $\langle t \rangle_{K^+K^-}$ is the average measured decay time, which depends on the experimental environment. In the most precise measurement to date, $\langle t \rangle_{K^+K^-} / \tau_{D^0}$ is equal to about $1.7 \tau_{D^0}$ [40].

The ΔY_f parameter has been measured by the BaBar [24], CDF [41], Belle [26] (which measures the parameter A_Γ^f) and LHCb [42–44] collaborations. The world average, neglecting possible differences between the K^+K^- and $\pi^+\pi^-$ final states, is $\Delta Y = (3.1 \pm 2.0) \times 10^{-4}$ [45].

This article presents a new measurement performed using proton–proton (pp) collision data collected by the LHCb experiment at a centre-of-mass energy of 13 TeV in 2015–2018, corresponding to an integrated luminosity of 6 fb^{-1} . Unlike in Ref. [44], the D^0 meson is required to originate from strong $D^*(2010)^+ \rightarrow D^0 \pi_{\text{tag}}^+$ decays, such that its initial flavour at production is identified by the charge of the tagging pion, π_{tag}^+ . The inclusion of charge-conjugate processes is implied throughout, except in the discussion of asymmetries. Hereafter the $D^*(2010)^+$ meson is referred to as D^{*+} .

2 Measurement overview

The measured raw asymmetry between the number of D^0 and \bar{D}^0 decays into the final state f at time t ,

$$A_{\text{raw}}(f, t) \equiv \frac{N(D^{*+} \rightarrow D^0(f, t) \pi_{\text{tag}}^+) - N(D^{*-} \rightarrow \bar{D}^0(f, t) \pi_{\text{tag}}^-)}{N(D^{*+} \rightarrow D^0(f, t) \pi_{\text{tag}}^+) + N(D^{*-} \rightarrow \bar{D}^0(f, t) \pi_{\text{tag}}^-)}, \quad (5)$$

is equal to

$$A_{\text{raw}}(f, t) \approx A_{CP}(f, t) + A_{\text{det}}(\pi_{\text{tag}}^+) + A_{\text{prod}}(D^{*+}) \quad (6)$$

up to corrections that are of third order in the asymmetries. Here, $A_{\text{det}}(\pi_{\text{tag}}^+)$ is the detection asymmetry due to different reconstruction efficiencies of positively and negatively charged tagging pions and $A_{\text{prod}}(D^{*+})$ is the production asymmetry of $D^{*\pm}$ mesons in pp collisions. The measurement of ΔY_f from the slope of $A_{\text{raw}}(f, t)$, *cf.* Eq. (2), is largely insensitive to time-independent asymmetries such as the detection and production asymmetries, which depend only on the kinematics of the particles. However, the requirements used to select and reconstruct the decays introduce correlations between the kinematic variables and the measured decay time of the D^0 meson. This causes an indirect time dependence of the production and detection asymmetries that needs to be accounted for. These nuisance asymmetries are controlled with a precision better than 0.5×10^{-4} by an equalisation of the kinematics of D^{*+} and D^{*-} candidates, as described in Sect. 5. A further time dependence of $A_{\text{prod}}(D^{*+})$ arises if the D^{*+} meson is produced in the decay of a B meson instead of in the pp collision. The production asymmetry of these secondary D^{*+} mesons is different from that of D^{*+} mesons originating from the primary pp collision vertex (PV). In addition, the measurement of the decay time of secondary D^0 mesons, which is performed with respect to the PV, is biased towards larger values. The size of this background is assessed based on the distribution of the D^0 impact parameter with respect to its PV and its contribution to the asymmetry is subtracted as detailed in Sect. 6. Finally, ΔY_f is determined through a χ^2 fit of a linear function to the time-dependent asymmetry, measured in 21 intervals of decay time in the range of 0.45 to $8\tau_{D^0}$.

The analysis method is developed and validated using a sample of right-sign $D^0 \rightarrow K^- \pi^+$ decays — thus named since the charges of the pions from the D^{*+} and D^0 decays have the same sign — which consist mainly of Cabibbo-favoured decays of un-mixed D^0 mesons. This control sample has the same topology and kinematic distributions very similar to those of the signal channels, but its dynamical CP asymmetry is known to be smaller than the current experimental uncertainty and can be neglected, as shown in Appendix B. Therefore, the raw asymmetry between the number of $D^0 \rightarrow K^- \pi^+$ and $\bar{D}^0 \rightarrow K^+ \pi^-$ decays is approximately equal to

$$A_{\text{raw}}(K^- \pi^+, t) \approx A_{\text{det}}(\pi_{\text{tag}}^+) + A_{\text{det}}(K^- \pi^+) + A_{\text{prod}}(D^{*+}), \quad (7)$$

where the right-hand side differs from that of Eq. (6) since it receives no contribution from dynamical CP asymmetry, but contains an additional detection asymmetry from the $K^- \pi^+$ final state, $A_{\text{det}}(K^- \pi^+)$. This asymmetry is removed by the kinematic equalisation described in Sect. 5, along with the other nuisance asymmetries. The compatibility of the slope of the time-dependent asymmetry of $D^0 \rightarrow K^- \pi^+$ decays, $\Delta Y_{K^- \pi^+}$, with zero is thus a useful cross-check of the analysis method. Finally, the $D^0 \rightarrow K^- \pi^+$ sample is also used to estimate the size of the systematic uncertainties that are not expected to differ among the D^0 decay channels, allowing higher precision to be achieved than what would be possible by using the $D^0 \rightarrow K^+ K^-$ and $D^0 \rightarrow \pi^+ \pi^-$ samples.

To avoid experimenter's bias, the analysis method was developed without examining the values of ΔY_{h+h^-} of the signal channels, which were inspected only after the method had been finalised and the systematic uncertainties had been estimated.

3 LHCb detector

The LHCb detector [46, 47] is a single-arm forward spectrometer covering the pseudo-rapidity range $2 < \eta < 5$, designed for the study of particles containing b or c quarks. The detector includes a high-precision tracking system consisting of a silicon-strip vertex detector surrounding the pp interaction region, a large-area silicon-strip detector located upstream of a dipole magnet with a bending power of about 4 Tm, and three stations of silicon-strip detectors and straw drift tubes placed downstream of the magnet. The tracking system provides a measurement of the momentum, p , of charged particles with a relative uncertainty that varies from 0.5% at low momentum to 1.0% at 200 GeV/ c . The minimum distance of a track to a PV, the impact parameter (IP), is measured with a resolution of $(15 + 29/p_T) \mu\text{m}$, where p_T is the component of the momentum transverse to the beam, in GeV/ c . The magnetic field deflects oppositely charged particles in opposite directions and this leads to detection asymmetries. Therefore, its polarity is reversed around every two weeks throughout the data taking to reduce the effect. Different types of charged hadrons are distinguished using information from two ring-imaging Cherenkov (RICH) detectors. Photons, electrons and hadrons are identified by a calorimeter system consisting of scintillating-pad and preshower detectors, an electromagnetic and a hadronic calorimeter. Muons are identified by a system composed of alternating layers of iron and multiwire proportional chambers.

The online event selection is performed by a trigger, which consists of a hardware stage followed by a two-level software stage, which applies a full event reconstruction. At the hardware-trigger stage, events are required to contain a muon with high p_T or a hadron, photon or electron with high transverse energy deposited in the calorimeters. For hadrons, the transverse energy threshold is approximately 3.7 GeV. In between the two software stages, an alignment and calibration of the detector is performed in near real-time [48] and updated constants are made available for the trigger, ensuring high-quality tracking and particle identification (PID) information. The excellent performance of the online reconstruction offers the opportunity to perform physics analyses directly using candidates reconstructed at the trigger level [49, 50], which the present analysis exploits. The storage of only the triggered candidates enables a reduction in the event size by an order of magnitude.

Simulation is used to estimate the size of the background of secondary D^{*+} mesons from B decays in Sect. 6, and of three-body decays of charm mesons in Sect. 7. In the simulation, pp collisions are generated using PYTHIA [51] with a specific LHCb configuration [52]. Decays of unstable particles are described by EVTGEN [53], in which final-state radiation is generated using PHOTOS [54]. The interaction of the generated particles with the detector, and its response, are implemented using the GEANT4 toolkit [55] as described in Ref. [56].

4 Candidate selection

The $D^{*+} \rightarrow D^0 \pi_{\text{tag}}^+$ decay, where the D^0 meson subsequently decays into one of the following $h^+ h^-$ combinations, $K^- \pi^+$, $K^+ K^-$, or $\pi^+ \pi^-$, is reconstructed at the trigger level. No requirements on the type of hardware-trigger decision are applied, while at least one or both of the tracks from the D^0 decay are required to satisfy the single- or

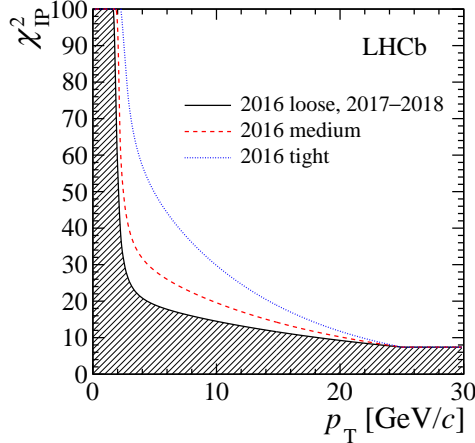


Figure 1: Requirement of the single-track selection of the first-stage software trigger in the χ^2_{IP} vs. p_{T} plane, for the three configurations employed during data taking. The dashed region is excluded by the loosest configuration.

two-track selections of the first-stage software trigger. The former requires the presence of at least one track with high p_{T} and large χ^2_{IP} with respect to all PVs, where the χ^2_{IP} is defined as the difference in the vertex-fit χ^2 of a given PV reconstructed with and without the particle being considered. The single-track requirement in the χ^2_{IP} vs. p_{T} plane changed during the data taking, as illustrated in Fig. 1. In particular, the selection was tighter during 2016. On the other hand, the two-track selection requires the presence of two high- p_{T} tracks forming a good-quality vertex that is significantly displaced from its associated PV, defined as the PV to which the IP of the two-track combination is the smallest. In this case the selection is based on a bonsai boosted decision tree [57] that takes as inputs the χ^2 of the two-track vertex fit, the number of tracks with $\chi^2_{\text{IP}} > 16$, the sum of the p_{T} of the two tracks and the significance of their flight-distance with respect to the associated PV, χ^2_{FD} . This is defined as the difference in the vertex-fit χ^2 of the PV reconstructed including the two tracks, and the sum of the vertex-fit χ^2 of the PV reconstructed without including them and of the two-track vertex-fit χ^2 . Also for the two-track selection, the requirements employed in 2016, in particular during the data taking with the magnetic field pointing upwards, were tighter with respect to the other years.

The second-stage software trigger combines pairs of oppositely charged tracks with distance of closest approach less than 0.1 mm to form D^0 candidates. Both tracks are required to be of high quality based on the χ^2 per degree of freedom of their track fit ($\chi^2/\text{ndf} < 3$) and on the output of a multivariate classifier trained to identify fake tracks, by combining information from all of the tracking systems. Furthermore, both tracks are required to have $p > 5 \text{ GeV}/c$ and to have a χ^2_{IP} with respect to all PVs in the event greater than 4. The tracks are given a pion- or kaon-mass assignment, based on the information from the RICH detectors. The D^0 decay vertex is required to be significantly displaced from the PV, and the angle between the D^0 momentum and the vector connecting the PV and the D^0 decay vertex is required to be less than 1° . Finally, all remaining good-quality tracks of the event, as described above, which satisfy $p > 1 \text{ GeV}/c$ and $p_{\text{T}} > 200 \text{ MeV}/c$, are assigned a pion-mass hypothesis and are combined with the D^0 candidate to form a D^{*+} candidate, the vertex fit of which is required to be of good quality.

In the offline selection, the pseudorapidity of all h^+ , h^- and π_{tag}^+ tracks is required to lie in the range 2 to 4.2 to exclude candidates that traversed detector material corresponding to more than 0.3 interaction lengths between the pp interaction point and the end of the tracking system, as these candidates exhibit larger detection asymmetries [58]. The D^0 flight distance in the plane transverse to the beam is required to be less than 4 mm to remove D^{*+} candidates produced by hadronic interactions with the detector material, and the z coordinate of the D^0 decay vertex is required to lie within 20 cm from the pp interaction point.¹ The h^+h^- invariant mass, $m(h^+h^-)$, is required to lie in the range [1847.8, 1882.6], [1850.6, 1879.9] and [1846.2, 1884.2] MeV/ c^2 for the $D^0 \rightarrow K^-\pi^+$, $D^0 \rightarrow K^+K^-$ and $D^0 \rightarrow \pi^+\pi^-$ candidates, respectively, corresponding to ± 2 times the mass resolution around the known D^0 mass [59]. Finally, to suppress the background from $D^0 \rightarrow K^-e^+\nu_e$ decays, the kaons from the $D^0 \rightarrow K^+K^-$ decay are required not to be identified as electrons or positrons, based on the output of a multivariate classifier combining information from all of the detectors. This requirement is applied to both particles to avoid introducing different efficiencies for D^0 and \bar{D}^0 decays owing to possible PID asymmetries.

In order to improve the resolution on the D^0 decay time, a kinematic fit is performed in which the D^{*+} candidate is required to originate from the associated PV [60]. The resulting average decay-time resolution is $0.11 \tau_{D^0}$. At the same time, the resolution on the invariant mass of the D^{*+} candidates, $m(D^0\pi_{\text{tag}}^+)$, is improved by a factor of two. However, the decay time of D^0 mesons coming from secondary D^{*+} mesons produced in the decay of B mesons is overestimated. The IP of these background D^0 mesons is, in general, greater than zero, contrary to signal candidates, whose IP is equal to zero within the experimental resolution. The background from B -meson decays is suppressed to the 4% level by requiring that the D^0 IP is less than $60 \mu\text{m}$ and that its decay time is less than $8 \tau_{D^0}$. Finally, the D^0 decay time is required to be greater than $0.45 \tau_{D^0}$ to exclude candidates with low reconstruction efficiency.

After these requirements, around 2.5%, 4.7% and 4.9% of the $D^0 \rightarrow K^-\pi^+$, $D^0 \rightarrow K^+K^-$ and $D^0 \rightarrow \pi^+\pi^-$ candidates are combined with more than one π_{tag}^+ candidate to form a D^{*+} candidate. In this case, one D^{*+} candidate per event is selected at random. The distributions of $m(D^0\pi_{\text{tag}}^+)$ of selected candidates are displayed for the three decay channels in Fig. 2. This quantity is calculated using the known D^0 mass in the determination of the D^0 energy. This choice minimises the impact of the resolution on the invariant mass of the D^0 candidate. The $m(D^0\pi_{\text{tag}}^+)$ signal window is defined as [2009.2, 2011.3] MeV/ c^2 and retains about 96.9% of the signal. The purity within this window is 97.7%, 95.5% and 94.1% for the $D^0 \rightarrow K^-\pi^+$, $D^0 \rightarrow K^+K^-$ and $D^0 \rightarrow \pi^+\pi^-$ samples, respectively. The residual background is dominated by real D^0 mesons associated with uncorrelated particles and is subtracted by using background candidates in the lateral mass window [2015, 2018] MeV/ c^2 , weighted with a suitable negative coefficient. The coefficient is determined based on a binned maximum-likelihood fit to the $m(D^0\pi_{\text{tag}}^+)$ distribution, which relies on an empirical model. In particular, the signal probability density function (PDF) is described by the sum of two Gaussian functions and a Johnson

¹The LHCb coordinate system is a right-handed system centred in the nominal pp collision point, with the z axis pointing along the beam direction towards downstream of the detectors, the y axis pointing vertically upwards, and the x axis pointing in the horizontal direction.

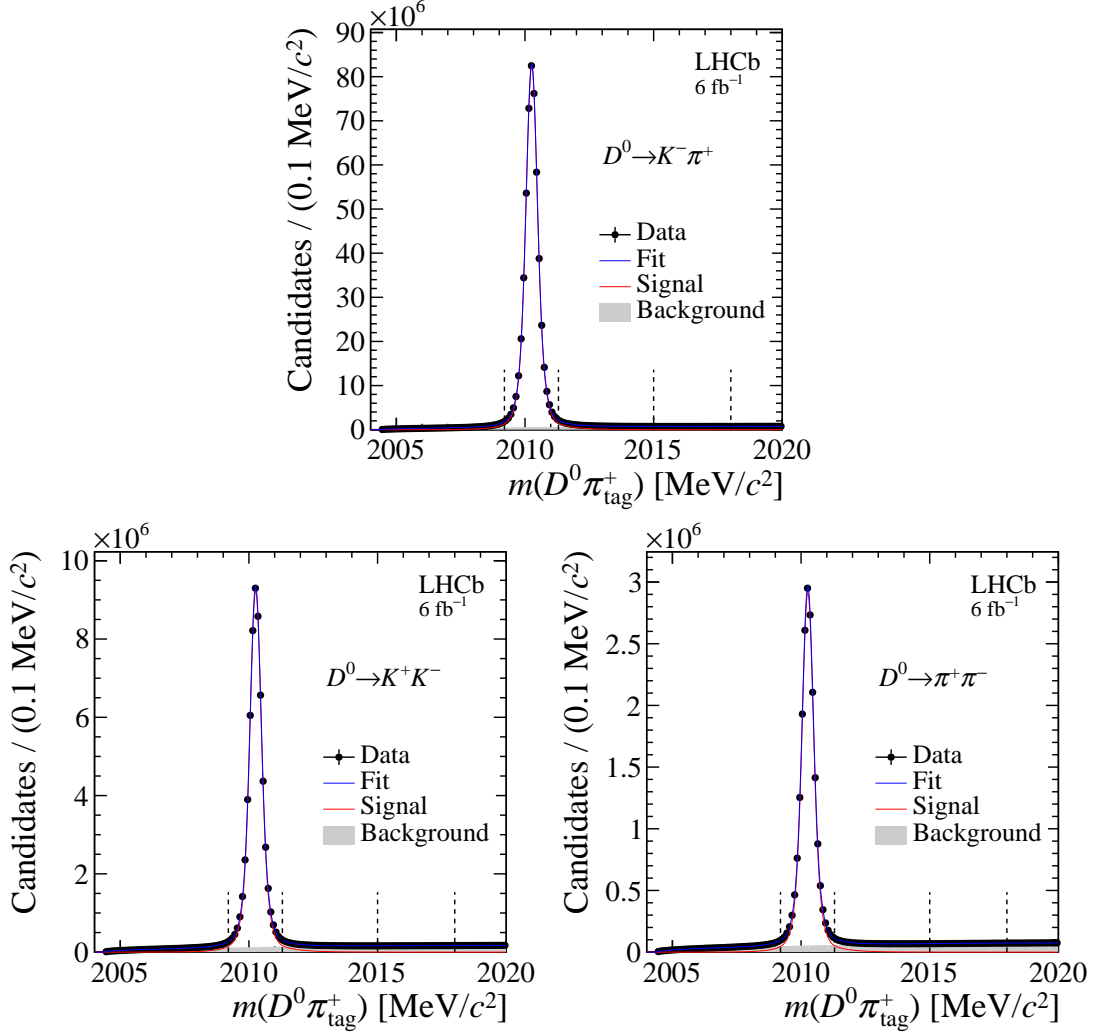


Figure 2: Distribution of $m(D^0\pi_{\text{tag}}^+)$ for (top) $D^0 \rightarrow K^-\pi^+$, (left) $D^0 \rightarrow K^+K^-$ and (right) $D^0 \rightarrow \pi^+\pi^-$ candidates. The signal window and the lateral window employed to remove the combinatorial background (grey filled area) are delimited by the vertical dashed lines. Fit projections are overlaid.

S_U distribution [61],

$$S_U(x; \mu, \sigma, \delta, \gamma) \propto \left[1 + \left(\frac{x - \mu}{\sigma} \right)^2 \right]^{-\frac{1}{2}} \times \exp \left\{ -\frac{1}{2} \left[\gamma + \delta \sinh^{-1} \left(\frac{x - \mu}{\sigma} \right) \right] \right\}, \quad (8)$$

where the μ and σ parameters are approximately equal to the mean and standard deviation of the Gaussian-like core, and the δ and γ parameters describe its asymmetric tails. The background PDF, instead, is modelled by the function

$$\sqrt{m(D^0\pi_{\text{tag}}^+) - m_0} \times \{1 + \alpha[m(D^0\pi_{\text{tag}}^+) - m_0] + \beta[m(D^0\pi_{\text{tag}}^+) - m_0]^2\}, \quad (9)$$

where m_0 is defined as the sum of the D^0 and π^+ masses and the small parameters α and β quantify the deviations from a square-root function. The background subtraction is performed without distinguishing between D^{*+} and D^{*-} candidates, but separately in

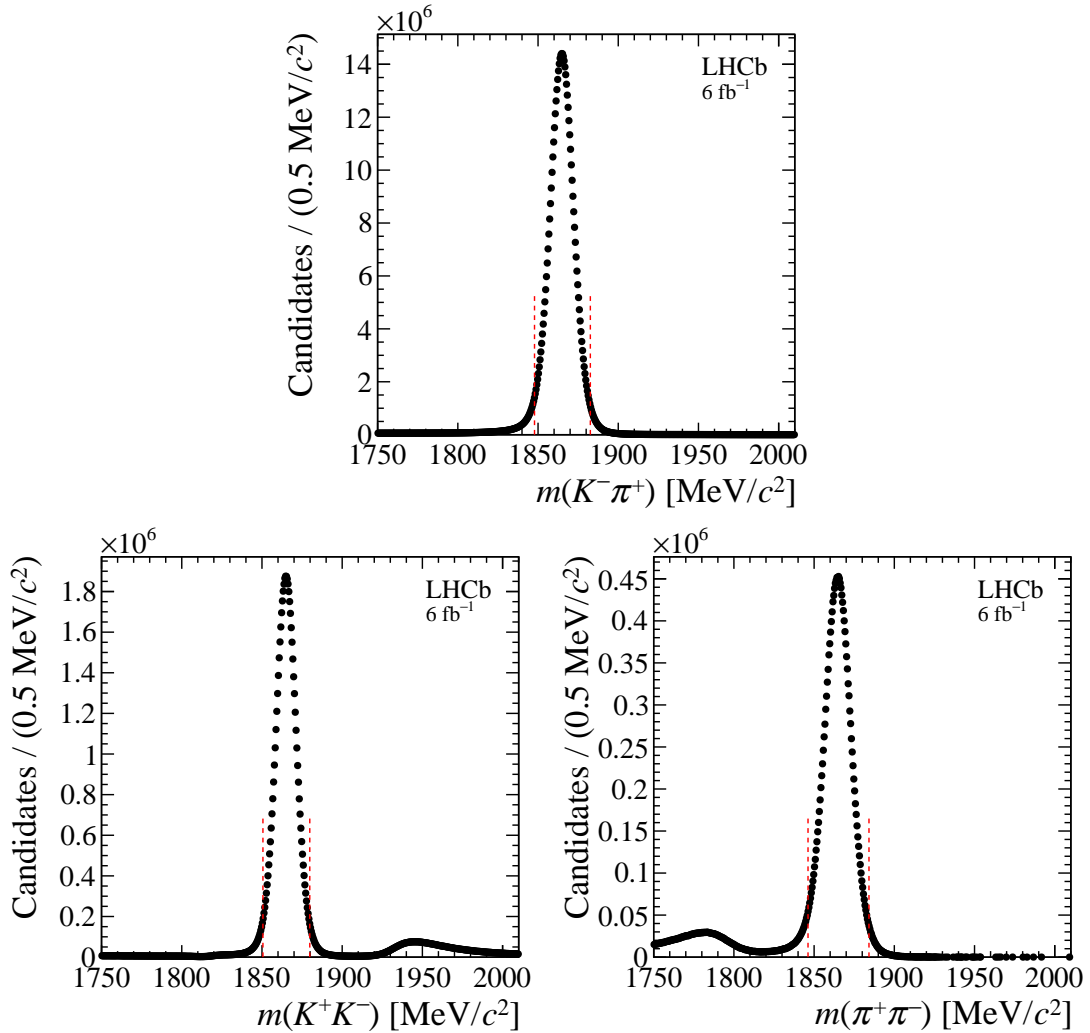


Figure 3: Distribution of $m(h^+h^-)$ for (top) $D^0 \rightarrow K^- \pi^+$, (left) $D^0 \rightarrow K^+ K^-$ and (right) $D^0 \rightarrow \pi^+ \pi^-$ background-subtracted candidates. The signal window is delimited by the vertical dashed lines.

each decay-time interval. The 21 intervals of decay time, which span the range $[0.45, 8] \tau_{D^0}$, are chosen to be equally populated, except the last two intervals, which contain half the number of candidates with respect to the others.

The $m(h^+h^-)$ distributions after the removal of the $m(D^0 \pi_{\text{tag}}^+)$ background are displayed in Fig. 3. The number of candidates in the signal region is 519, 58 and 18 millions for the $K^- \pi^+$, $K^+ K^-$ and $\pi^+ \pi^-$ decay channels, respectively. The number of candidates per integrated luminosity is by a factor of 3.4 larger than that of the measurement with the data collected in 2011–2012 [43], owing to the increased charm-quark production cross-section at the higher centre-of-mass energy [62, 63], to the increased trigger rate allowed by the real-time reconstruction of the events [49, 50], and to the implementation of the two-track selection in the first stage of the software trigger, which increases the selection efficiency at low decay times.

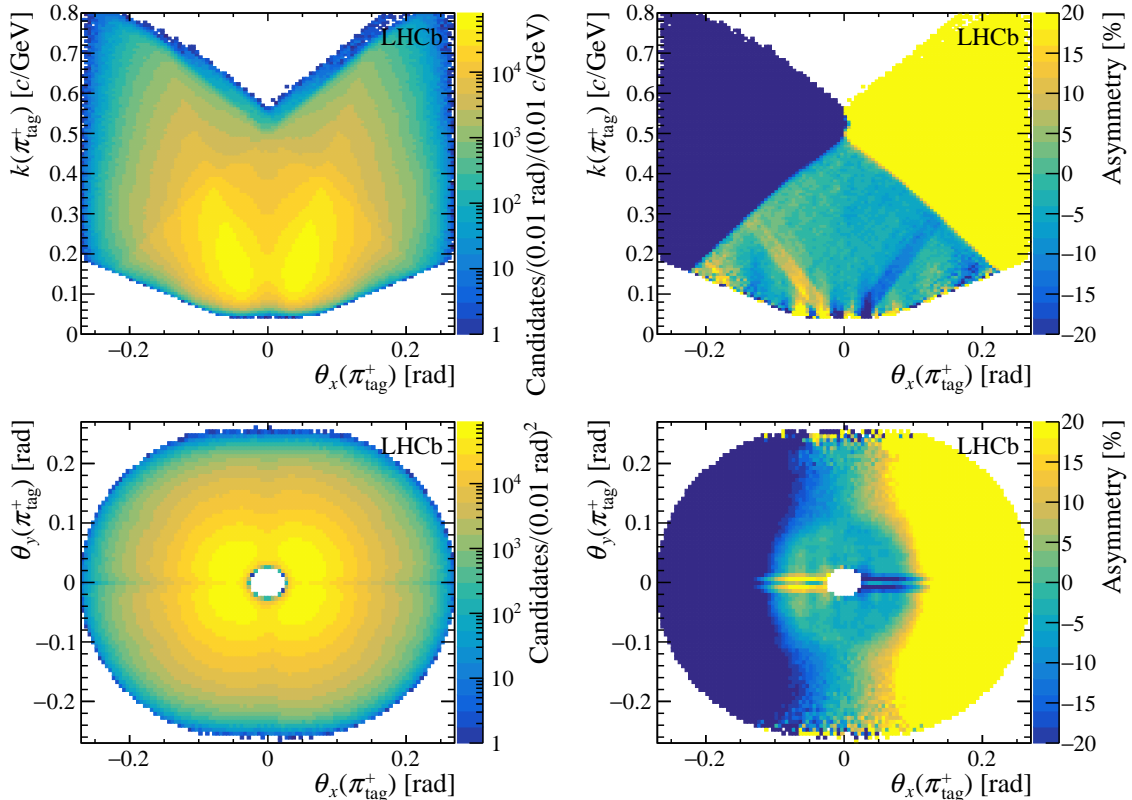


Figure 4: (Left) sum and (right) asymmetry of the distributions of the momentum of π_{tag}^+ and π_{tag}^- candidates, projected on the (top) k vs. θ_x and (bottom) θ_y vs. θ_x planes, for the $D^0 \rightarrow K^- \pi^+$ candidates collected in 2017 with the *MagUp* polarity. The angles $\theta_{x(y)}$ and the curvature k are defined in the text. The asymmetries during the other data-taking years are similar, and opposite in sign for the data collected with the *MagDown* polarity. The regions of the distributions with asymmetries whose magnitude is larger than 20% are plotted with the same colour as $\pm 20\%$. These regions are discarded from the data sample after the kinematic weighting.

5 Momentum-dependent asymmetries

The data sample is affected by momentum-dependent nuisance asymmetries. The largest of these arise from the π_{tag}^+ meson and are caused by the vertical magnetic field, which bends oppositely charged particles in opposite directions. For a given magnet polarity, low-momentum particles of one charge at large or small emission angles in the horizontal plane may be deflected out of the detector or into the uninstrumented LHC beam pipe, whereas particles with the opposite charge are more likely to remain within the acceptance. This is shown in Fig. 4, where the momentum of the π_{tag}^+ meson is parametrised through its emission angles in the bending and vertical planes, $\theta_{x(y)} \equiv \arctan(p_{x(y)}/p_z)$, and its curvature in the magnetic field, $k \equiv 1/\sqrt{p_x^2 + p_z^2}$. These asymmetries cancel to a large extent in the average between the samples collected with the magnet polarities pointing upwards (*MagUp*) and downwards (*MagDown*), but after averaging smaller residual asymmetries remain including due to right–left misalignment of detector elements and to the nonzero x coordinate of the collision point, to different beam–beam crossing angles for the *MagUp* and *MagDown* polarities, and to variations of the detection efficiency over time. Other momentum-dependent asymmetries, which are independent of the magnet polarity, are

the D^{*+} production asymmetry and the track-efficiency asymmetry. The latter is caused by the higher occupancy of the detector part downstream of the magnet towards which the negatively charged particles are bent, owing to the large number of electrons produced in the particles interaction with the detector material. Finally, for the $D^0 \rightarrow K^- \pi^+$ decay channel, the asymmetry caused by the different interaction cross-section of positively and negatively charged kaons and pions with matter (with the latter being much smaller) is independent of the magnet polarity.

Since the Q -value of the D^{*+} decay is small with respect to the pion mass, both the magnitude and the direction of the momenta of the D^{*+} , π_{tag}^+ and D^0 mesons are highly correlated. As a consequence, all aforementioned asymmetries reflect into momentum-dependent asymmetries of the D^0 candidate, with all being of similar size. These asymmetries would not bias the measurement of ΔY_{h+h^-} if they did not depend on the D^0 decay time. However, even if the momentum of the D^0 meson is uncorrelated with its decay time, the selection requirements introduce correlations between their measured values. For example, due to the requirement on the χ_{FD}^2 of the D^0 candidate, low decay-time values are measured only if the D^0 momentum is sufficiently large. The largest correlations concern the D^0 transverse momentum, the normalised distribution of which is plotted for each decay-time interval in Fig. 5 (top). The raw asymmetry of the data collected with the *MagUp* polarity, of the order of 1%, increases as a function of transverse momentum, and correspondingly decreases as a function of decay time, as shown in Fig. 5 (centre) and (bottom). As a result, the dependence on decay time is not linear. The data collected in 2016 present a much larger slope of the time-dependent asymmetry, even if their momentum-dependent asymmetries are similar to those of data collected in 2017, since the correlations induced by the first-stage software trigger during 2016 are larger. The asymmetry slopes for the data collected with the *MagDown* polarity are considerably smaller, as a result of smaller observed momentum-dependent asymmetries.

These nuisance asymmetries are removed by equalising the kinematics of π_{tag}^+ and π_{tag}^- candidates and of D^0 and \bar{D}^0 candidates. This is obtained by weighting their kinematic distributions to their average. The weighting is performed with a binned approach in two steps. The first equalises the (θ_x, θ_y, k) distributions of π_{tag}^+ and π_{tag}^- candidates to remove the largest acceptance and detector asymmetries, and employs 36 intervals in the range $[-0.27, 0.27]$ rad for θ_x , 27 intervals in the range $[-0.27, 0.27]$ rad for θ_y , and 40 intervals in the range $[0, 0.8]$ c/GeV for k . For each variable, all intervals have the same width. In addition, intervals with fewer than 40 π_{tag}^+ or π_{tag}^- candidates, or where the asymmetry between the number of π_{tag}^+ and π_{tag}^- candidates is greater than 20% in magnitude, are removed by setting the corresponding weights to zero. This avoids weights whose value would be prone to large statistical fluctuations or very different from unity. The effect of these requirements is very similar to the application of the fiducial requirements used to remove phase-space regions characterised by large detector asymmetries in Ref. [6], but removes fewer candidates from the data sample.

Even after this weighting procedure, residual asymmetries of about 0.5% and dependent on the D^0 momentum and pseudorapidity are observed [58]. These asymmetries are removed by the second step of the weighting, which considers the tridimensional distribution of $(p_{\text{T}}(D^0), \eta(D^0), \eta(\pi_{\text{tag}}^+))$. The first two variables have the largest correlation with decay time, while $\eta(\pi_{\text{tag}}^+)$ is included to avoid that the weighting of the D^0 kinematics spoils that of the π_{tag}^+ meson. This second weighting employs 32 intervals in the range $[2, 18]$ GeV/c for $p_{\text{T}}(D^0)$, 25 intervals in the range $[2, 4.5]$ for $\eta(D^0)$ and 22 intervals in the

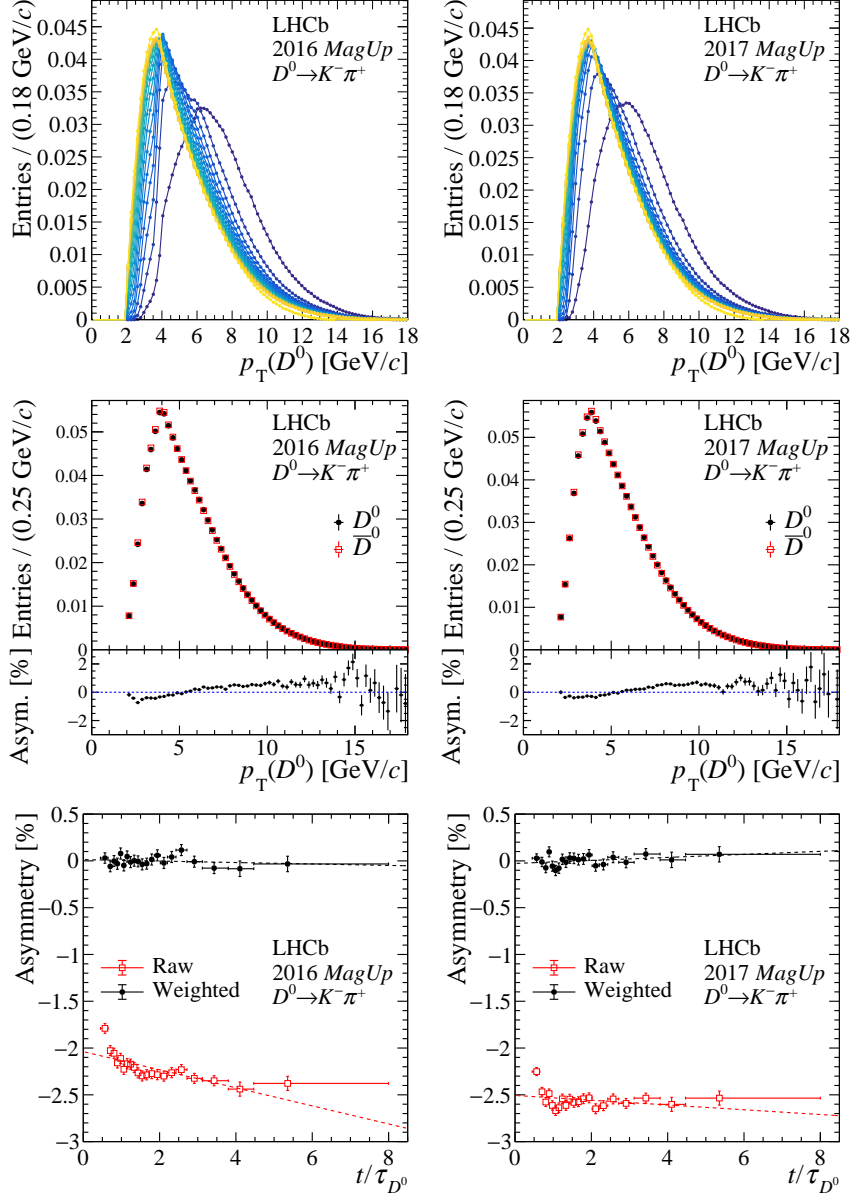


Figure 5: (Top) Normalised distributions of the D^0 transverse momentum, in different colours for each decay-time interval. Decay time increases from blue to yellow colour. (Centre) Asymmetry between the normalised p_T distributions of D^0 and \bar{D}^0 mesons. (Bottom) Linear fit to the time-dependent asymmetry (red) before and (black) after the kinematic weighting. All plots correspond to $D^0 \rightarrow K^- \pi^+$ candidates recorded with the *MagUp* polarity in (left) 2016 and (right) 2017.

range $[2, 4.2]$ for $\eta(\pi_{\text{tag}}^+)$. All intervals in each variable have the same width and limits on the minimum number of candidates and on the maximum asymmetry per interval, as in the first weighting, are applied.

While the impact on the result of the second step of the weighting is smaller than that of the first, the corresponding size of the shift in the ΔY_{h+h^-} is of the same order as that of the final statistical uncertainty. In particular, the second step is essential to remove the asymmetries of the momentum distribution of the D^0 meson. For the $K^- \pi^+$ decay

channel, these receive a contribution from the detection asymmetries of the $K^-\pi^+$ final state, which are not eliminated by a dedicated weighting. They are instead removed by the second step of the baseline weighting, as are the other asymmetries affecting the D^0 momentum.

Since the detection asymmetries and the correlations induced by the trigger depend on the data-taking conditions, the weighting is performed separately in eight subsamples, divided according to the year and to the magnet polarity. Furthermore, since the asymmetries are different between the $K^-\pi^+$ final state and the signal decay channels, the weighting is performed independently for each decay channel. The weighting slightly modifies the combined momentum distribution of D^0 and \bar{D}^0 candidates and, consequently, also the $m(D^0\pi_{\text{tag}}^+)$ distribution. Therefore, the fits performed to calculate the coefficients to subtract the $m(D^0\pi_{\text{tag}}^+)$ background are repeated after each step of the weighting and the coefficients are updated accordingly.

The measured values of ΔY_{h+h^-} for the three decay channels are displayed in Fig. 6 before and after the kinematic weighting. After the weighting, the time dependence of the asymmetry in each sample is well described by a linear function, as confirmed by the fact that all fits have a χ^2/ndf compatible with unity. In addition, the measurements of ΔY_{h+h^-} are compatible among different years and magnet polarities. On the other hand, the compatibility of $\Delta Y_{K^-\pi^+}$ with zero should be confirmed only after the subtraction of the contribution to the asymmetry of secondary D^{*+} mesons from B decays, which is described in Sect. 6. The agreement among the measured values of $\Delta Y_{K^-\pi^+}$ in the eight subsamples and the compatibility of their average with zero after the aforementioned subtraction confirm the effectiveness of the weighting, which removes even the larger detection asymmetries of this decay channel with a precision three times better than that of the signal samples.

Due to the correlation between the measured decay time and momentum of the D^0 meson, a possible time-dependent asymmetry due to a nonzero value of ΔY_{h+h^-} would reflect into momentum-dependent asymmetries and would be partially cancelled by the kinematic weighting. This would cause a dilution of the true value of ΔY_{h+h^-} . The size of this dilution is measured by introducing an artificial value of $\Delta Y_{K^-\pi^+}$ in the $D^0 \rightarrow K^-\pi^+$ raw sample, obtained by filtering the candidates according to an efficiency that changes linearly with decay time, with opposite slopes for D^0 and \bar{D}^0 candidates. The kinematic weighting is then applied and the measured value of $\Delta Y_{K^-\pi^+}$ is compared to the introduced one. This procedure is repeated for different values of $\Delta Y_{K^-\pi^+}$, up to values as large as 100 times the statistical uncertainty of the final measurement. The dilution is found to have a linear effect on the measured value of $\Delta Y_{K^-\pi^+}$, which is equal to $(96.9 \pm 0.1)\%$ of the introduced one. As a cross-check, the same study is performed also for the signal channels, obtaining compatible dilution factors, although less precise. In Fig. 6 and in the following, the results of all decay channels are corrected to account for this dilution factor, using the value measured in the $K^-\pi^+$ channel.

6 Removal of B decays

The background from B decays produces a biasing contribution to the asymmetry, $A(t)$, even after the removal of the nuisance asymmetries described in Sect. 5. In fact, such

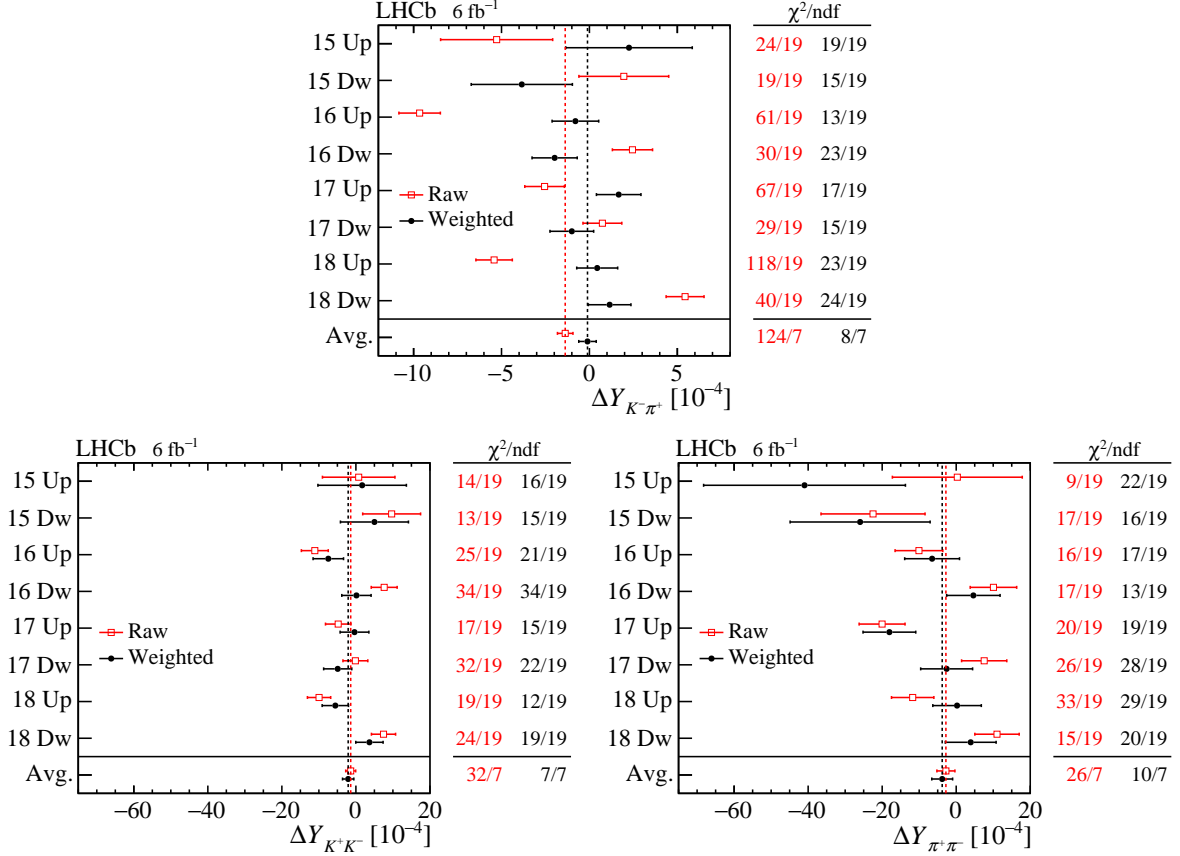


Figure 6: Results of the fits to the time-dependent asymmetry for each subsample, for (top) $K^- \pi^+$, (bottom left) $K^+ K^-$ and (bottom right) $\pi^+ \pi^-$ final states. In the y-axis labels, the data-taking year is abbreviated with the last two digits only and the magnet polarity *MagUp* (*MagDown*) is abbreviated as “Up” (“Dw”), while “Avg.” denotes the weighted average. The fit χ^2/ndf are reported on the right of each plot. Solid red squares and empty black dots correspond to data before and after the equalisation of the π_{tag}^+ and D^0 kinematics, respectively, and prior to subtracting the contribution of secondary decays described in Sect. 6.

asymmetry is equal to

$$A(t) = A_{\text{sig}}(t) + f_B(t)[A_B(t) - A_{\text{sig}}(t)], \quad (10)$$

where $A_{\text{sig}}(t)$ and $A_B(t)$ are the asymmetries of signal and secondary decays from B mesons, and $f_B(t)$ is the fraction of secondary decays among the D^0 candidates at given decay time t . Since the flight distance of D^0 candidates is measured with respect to their associated PV, the decay time of the secondary background from B decays is overestimated and the fraction $f_B(t)$ increases as a function of decay time. Moreover, the asymmetries of signal and secondary decays differ, mainly because of the different production asymmetries of D^{*+} and B mesons, and of the different asymmetries of their selection efficiency at the hardware-level trigger. As a consequence, secondary decays will introduce a bias on the measurement of $\Delta Y_{h^+ h^-}$.

The fraction $f_B(t)$ is determined through a binned maximum-likelihood fit to the $\text{IP}(D^0)$ vs. $t(D^0)$ bidimensional distribution of $D^0 \rightarrow K^- \pi^+$ candidates, for D^0 and \bar{D}^0 samples combined. In the fit, the selection requirement on the $\text{IP}(D^0)$ range is

loosened from $[0, 60]$ to $[0, 200]$ μm to increase the discriminating power between signal and secondary decays and have a better handle on the latter category. For the same reason, the $m(D^0\pi_{\text{tag}}^+)$ signal window is enlarged to $[2007.5, 2011.3]$ MeV/c^2 . In fact, for secondary decays the PV constraint biases the measured value of the angle between the D^0 and π_{tag}^+ momentum, and consequently the $m(D^0\pi_{\text{tag}}^+)$ invariant mass, to lower values. The template PDFs are taken from a simplified simulation of signal and secondary decays only, whereas all other particles produced in the pp collision are discarded to minimise the usage of computing resources. To reduce small discrepancies between data and simulation, the kinematics of the D^0 meson is weighted to match that of data [64]. The weighting coefficients are calculated using data with $\text{IP}(D^0) < 60 \mu\text{m}$ ($> 100 \mu\text{m}$) for signal (secondary) decays. In the fit, the two-dimensional template PDFs are determined from simulation, and only the time-integrated fraction of secondary decays is left free to vary. The ratio of the fit projections, which are shown for three decay-time intervals in Fig. 7, to data agrees with unity within 10–20%, with the largest discrepancies being due to the accuracy of the simulation of the trigger requirements at low decay times. The impact of these discrepancies, which affect similarly signal and secondary decays and cancel to good extent in the calculation of the fraction $f_B(t)$, is estimated as a systematic uncertainty in Sect. 7. The dependence of $f_B(t)$ on decay time is displayed for the baseline $\text{IP}(D^0)$ and $m(D^0\pi_{\text{tag}}^+)$ requirements in Fig. 8 (left). The fraction increases with decay time from around 2% to 7%, corresponding to a time-integrated value of around 4%.

The difference in asymmetry of secondary and signal decays, entering Eq. (10), is measured from $D^0 \rightarrow K^-\pi^+$ candidates satisfying $\text{IP}(D^0) > 100 \mu\text{m}$, where the fraction of secondary decays is about 95%. By construction, the weighting of Sect. 5 sets to zero the asymmetry of the candidates satisfying $\text{IP}(D^0) < 60 \mu\text{m}$, which are signal decays apart from the 4% contamination of secondary D^{*+} decays. Thus, the size of the time-integrated asymmetry of signal decays after the kinematic weighting is negligible with respect to that of secondary decays, which is equal to the asymmetry at $\text{IP}(D^0) > 100 \mu\text{m}$ up to a dilution of around 5%. This asymmetry, which is shown in Fig. 8 (right), is compatible with being independent of decay time and amounts to $(2.2 \pm 0.4) \times 10^{-3}$. The constant behaviour of the asymmetry difference, $A_B(t) - A_{\text{sig}}(t)$, is in agreement with expectations. The nuisance time-dependent asymmetries of Sect. 5 cancel to good extent in the difference between secondary and signal decays even before the kinematic weighting, since the kinematics of the two categories of decays are similar. Moreover, both the difference of the production and of the selection asymmetries, where the latter is mainly due to particles other than the D^{*+} decay products responsible for the hardware-trigger decision, are expected to depend weakly on momenta. Therefore, the asymmetry difference is not expected to depend on decay time before the kinematic weighting to first order. Since the weighting does not modify the asymmetry difference to first order, this assumption holds after the kinematic weighting as well. In particular, it is verified explicitly in data that the fraction $f_B(t)$ and the asymmetry difference are not changed to first order by the kinematic weighting. Therefore, the order in which the weighting and the subtraction of secondary decays are performed does not affect the results. Finally, the dependence of the production asymmetry on the decay time due to B^0 mixing is found to be negligible within the experimental uncertainty, as is the contribution from CP violation, see Sect. 7.

The asymmetry of signal decays is calculated in each interval of decay time by subtracting the term $f_B(t)(A_B - A_{\text{sig}})$ from the measured asymmetry, $A(t)$, using the fitted values of $f_B(t)$ and of the time-independent asymmetry difference above. The

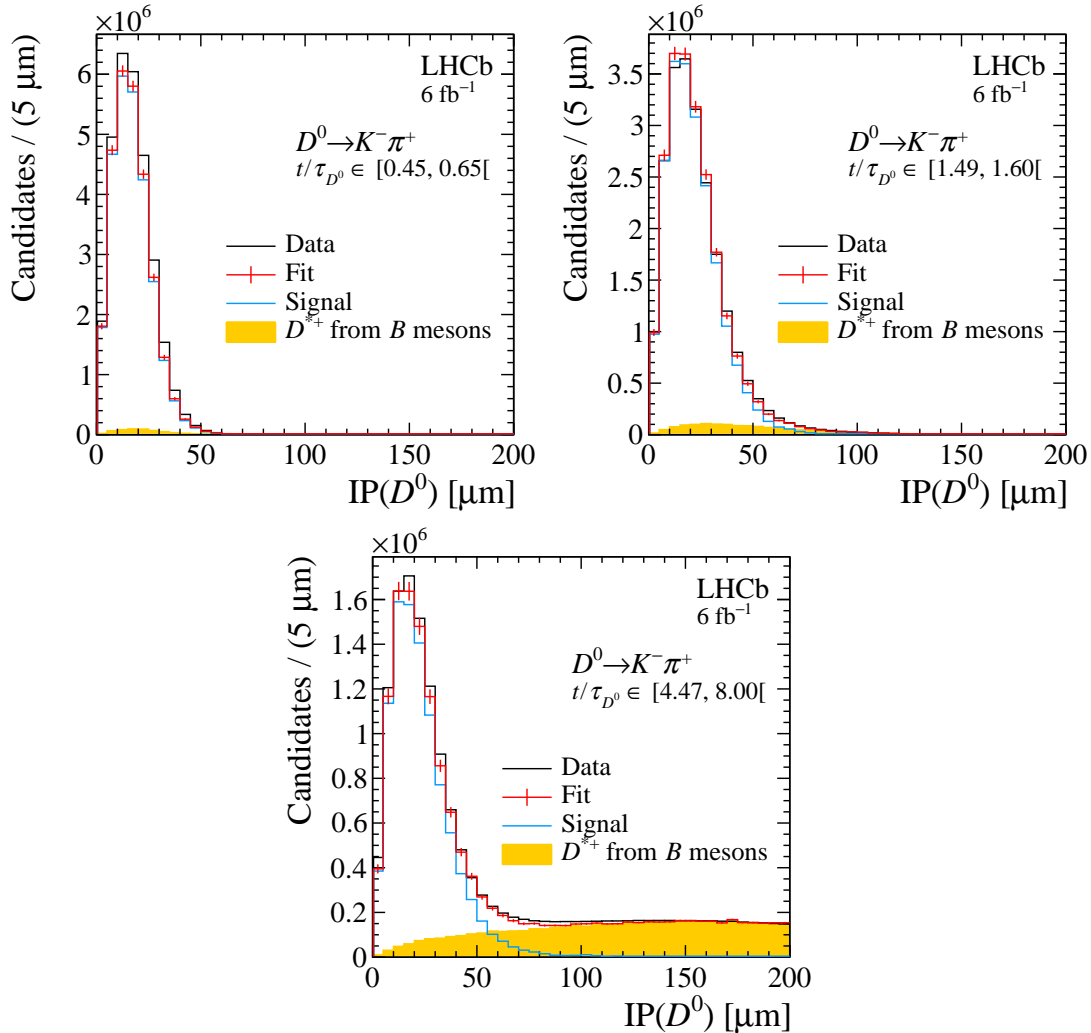


Figure 7: Impact parameter distribution of the $D^0 \rightarrow K^- \pi^+$ candidates for the (top) first, (left) middle and (right) last decay-time interval. The projections of the two-dimensional template fit are superimposed.

results for the $D^0 \rightarrow K^- \pi^+$ control sample are plotted in Fig. 9. The shift of the $\Delta Y_{K^- \pi^+}$ value with respect to that of Fig. 6, where the contribution from B -meson decays is not subtracted, is approximately equal to -0.26×10^{-4} .

Since no differences are expected in $f_B(t)$ and in the asymmetry difference among different D^0 decay channels, their estimates for the $K^- \pi^+$ control channel are employed to correct the signal samples as well, to minimise the statistical fluctuations on the values of the shift. The results are reported in Sect. 8.

7 Systematic uncertainties

The main systematic uncertainties on ΔY_f are due to the subtraction of the combinatorial background under the D^{*+} mass peak, the asymmetry of the time-dependent shifts of the peak position for D^{*+} and D^{*-} mesons, and uncertainties in the subtraction of the contribution of the background from B -meson decays. Minor contributions are related to

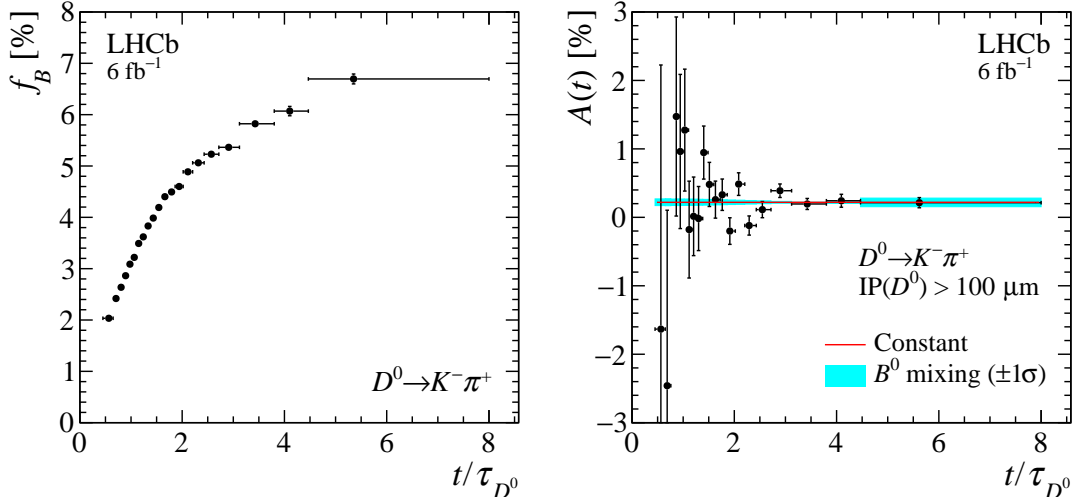


Figure 8: (Left) Fraction of secondary decays from B mesons measured in the template fit. Only statistical uncertainties are displayed. (Right) Measured asymmetry, after the kinematic weighting, of data with $\text{IP}(D^0) > 100 \mu\text{m}$ in the enlarged $m(D^0 \pi_{\text{tag}}^+)$ signal window. The fit of a constant function is shown in red, while the 1σ band corresponding to the possible impact of B^0 mixing is plotted in cyan.

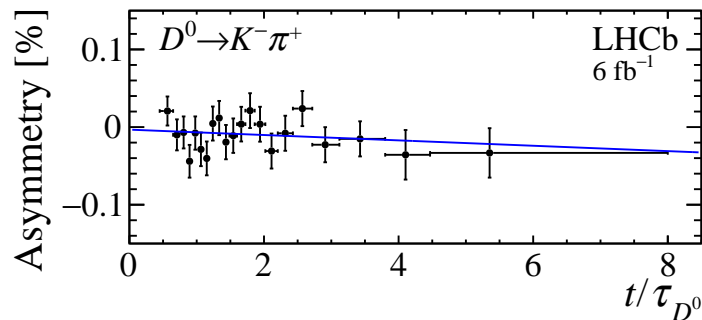


Figure 9: Asymmetry, $A_{\text{sig}}(t)$, of $D^0 \rightarrow K^- \pi^+$ candidates as a function of decay time. A linear fit is superimposed. The χ^2/ndf of the fit is 17/19.

limitations in the removal of the nuisance asymmetries described in Sect. 5, as well as to the background of misidentified D -meson decays under the D^0 mass peak. Whenever they are not expected to depend on the decay channel, the systematic uncertainties are evaluated relying on the $K^- \pi^+$ final state to minimise the statistical uncertainty on their estimated value.

The removal of the background under the D^{*+} mass peak relies on the assumption that the kinematics and the asymmetry of the background are the same in the signal and in the lateral window used for the background subtraction. A systematic uncertainty on this assumption is assigned by repeating the measurement of $\Delta Y_{K^- \pi^+}$ using three alternative windows, namely $[2004.5, 2008.5] \text{ MeV}/c^2$, $[2013, 2015] \text{ MeV}/c^2$ and $[2018, 2020] \text{ MeV}/c^2$. No systematic trends are spotted, and additional studies of the background properties do not reveal any significant differences among the four lateral windows. Therefore, the root mean square of the deviations, 0.10×10^{-4} , is employed as a conservative estimate of the systematic uncertainty. For the $K^+ K^-$ ($\pi^+ \pi^-$) channel, instead, the systematic uncertainty is

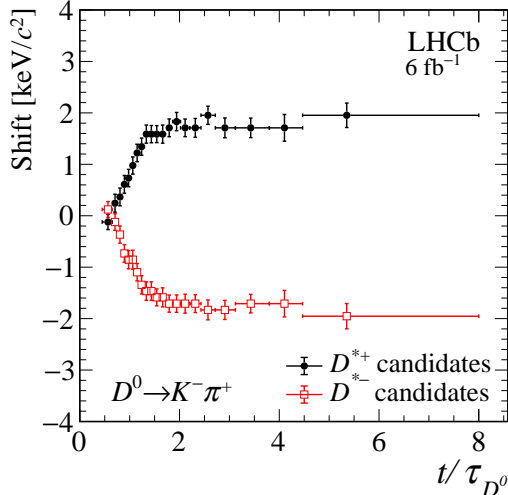


Figure 10: Relative shift of the D^{*+} and D^{*-} mass peaks as a function of decay time for the $K^-\pi^+$ decay channel.

calculated by scaling this value by the ratio of the signal-to-background ratios in the $K^-\pi^+$ and in the K^+K^- ($\pi^+\pi^-$) channels, yielding 0.20×10^{-4} (0.28×10^{-4}). Uncertainties in the determination of the coefficient used for the background subtraction can cause a bias. A systematic uncertainty on this effect is estimated by repeating the measurement fitting the combinatorial-background distribution using the alternative PDFs employed in Refs. [6, 43] instead of the baseline background model. The maximum deviations from the baseline result, which amount to 0.01×10^{-4} , 0.04×10^{-4} and 0.05×10^{-4} for the $K^-\pi^+$, K^+K^- and $\pi^+\pi^-$ decay channels, respectively, are assigned as systematic uncertainties. Finally, the impact of possible differences in the background PDF for π_{tag}^+ and π_{tag}^- mesons is estimated with the $K^-\pi^+$ channel by repeating the fits separately for D^{*+} and D^{*-} candidates. The fits are performed separately for different years and magnet polarities. The deviation from the baseline result, 0.07×10^{-4} , is taken as systematic uncertainty. The corresponding systematic uncertainties for the K^+K^- and $\pi^+\pi^-$ samples are calculated by scaling this value to account for different signal-to-background ratios as before, yielding 0.14×10^{-4} and 0.19×10^{-4} , respectively. All the systematic uncertainties on the subtraction of the combinatorial background are summed in quadrature, giving the final values 0.12×10^{-4} , 0.24×10^{-4} and 0.34×10^{-4} for the $K^-\pi^+$, K^+K^- and $\pi^+\pi^-$ channels, respectively.

The usage of a fixed signal window, [2009.2, 2011.3] MeV/c^2 , for the $m(D^0\pi_{\text{tag}}^+)$ variable can bias the measurement of $\Delta Y_{h^+h^-}$ if the signal PDFs of D^{*+} and D^{*-} candidates are shifted with respect to each other and the size of the shift changes as a function of time. In each time interval, the size of the shift is estimated by comparing the D^{*+} and D^{*-} signal distributions. The shift, which is displayed in Fig. 10, is compatible with zero at small decay times, and increases up to $\pm 2 \text{ keV}/c^2$ at large decay times. The impact of this variation is estimated by repeating the measurement of $\Delta Y_{K^-\pi^+}$ using a time- and flavour-dependent $m(D^0\pi_{\text{tag}}^+)$ signal window, defined in each time interval by shifting the baseline window for D^{*+} (D^{*-}) candidates by plus half (minus half) the measured shift. The deviation of $\Delta Y_{K^-\pi^+}$ from its baseline value, 0.14×10^{-4} , is taken as systematic uncertainty for all decay channels.

The subtraction of the contribution of B -meson decays from the asymmetry, see Eq. (10), relies on the correct determination of both their fraction as a function of decay time and of their asymmetry difference with respect to signal decays. The impact of the finite precision of the asymmetry difference is equal to 0.04×10^{-4} and is taken as systematic uncertainty. The time dependence of the asymmetry difference owing to the B^0 mixing is estimated in simulation, and the obtained template PDF is added to the constant function in the fit in Fig. 8 (right). However, its normalisation is compatible with zero and its impact on the measurement is estimated to be less than 0.04×10^{-4} . Since this value is equal to the systematic uncertainty on the precision on the asymmetry difference in the constant hypothesis, no additional systematic uncertainty is assigned to avoid double counting. The uncertainty in the determination of the fraction f_B as a function of time receives two separate contributions. The first comes from the finite size of the simulation sample used to produce the template PDFs. The second, larger contribution, is due to possible discrepancies of the two-dimensional $t(D^0)$ vs. $\text{IP}(D^0)$ distribution between simulation and data. These are estimated using the data subsample where the D^{*+} meson forms a good-quality vertex with a μ^- , which provides a pure sample of B -meson decays. The measured differences between data and simulation are found to be of the same order as those observed in the results of the fit to the $t(D^0)$ vs. $\text{IP}(D^0)$ distribution, whose projections are displayed in Fig. 7. Taking into account the sum of these two contributions, the absolute uncertainty on the fraction at high and low decay times, which drives the impact of B -meson decays on the measurement, is equal to 1.0% and 0.7%, respectively. The corresponding uncertainty on the subtraction of the contribution of the asymmetry of B -meson decays is 0.07×10^{-4} . The two systematic uncertainties arising due to the uncertainty of the asymmetry and fraction of B -meson decays are summed in quadrature, yielding a total systematic uncertainty equal to 0.08×10^{-4} .

Another source of background contributing to the systematic uncertainty is that of multibody decays of D mesons, where one daughter particle is not reconstructed. If one of the final-state particles is misidentified, a wrong mass assignment can compensate for the underestimation of the invariant mass due to the unreconstructed particle. For D^0 mesons produced in the decay of a D^{*+} meson, these background contributions appear as a peak in the $m(D^0\pi_{\text{tag}}^+)$ distribution, albeit with a larger width with respect to the signal. Therefore, unlike pure h^+h^- combinatorial background, they are not removed by the subtraction of the $m(D^0\pi_{\text{tag}}^+)$ combinatorial background. The same applies also to $D^0 \rightarrow h^+h^-$ decays, where one of the daughter particles is misidentified. Even if these misidentified decays mostly lie outside of the $m(h^+h^-)$ signal region, they need to be taken into account to determine correctly the contribution of the other background decays. The same observation applies to $D_s^+ \rightarrow K^+K^-\pi^+$ decays, where the D_s^+ meson is produced at the PV and the pion is assigned as π_{tag}^+ . Since their reconstructed $m(h^+h^-)$ and $m(D^0\pi_{\text{tag}}^+)$ masses are anticorrelated, they are not removed by the subtraction of the $m(D^0\pi_{\text{tag}}^+)$ combinatorial background, which instead causes the appearance of a dip in their $m(h^+h^-)$ distribution.

All the background components are studied using a simplified simulation [65], where the decays of unstable particles are described by EVTGEN [53], final-state radiation (FSR) is generated using PHOTOS [54] and the acceptance and the momentum, vertex and IP resolutions are simulated in a parametric way. The same simulation is used to determine the FSR distribution of the signal decays with better precision than what would be possible by using the smaller simulated sample described in Sect. 3. However, while the

FSR distribution of signal decays is fixed to the results of the simplified simulation, the signal mass resolution and the PDF tails due to decays in flight of pions and kaons into muons are fixed to those measured in the simulation described in Sect. 3. For all decays, simulated events are weighted to reproduce the effect of the PID requirements on the particles reconstructed as coming from the D^0 final state. The weights are calculated with a data-driven method by employing large calibration samples [66,67], and are parametrised as a function of momentum and pseudorapidity. The background contamination in the signal region is estimated through template fits to the $m(h^+h^-)$ data distribution. Only the signal and background yields and the resolution of the signal component are varied, the latter to correct for $\mathcal{O}(10\%)$ discrepancies in the resolution between data and simulation, whereas the background template PDFs and the signal FSR and tails due to decays in flight are fixed to the simulation results. The results of the fit are displayed in Fig. 11. The fitted ratio of the relative normalisation of the background components with respect to the signal agrees with expectations within 15%, except for $D_s^+ \rightarrow K^+K^-\pi^+$ decays, for which the discrepancy is at the 35% level. While the agreement with data is not perfect, the projections capture all the main features of the $m(h^+h^-)$ distributions and allow an estimate of the size of the background contamination under the D^0 mass peak with a precision sufficient to assess a systematic uncertainty.

For the $K^-\pi^+$ decay channel, the largest contamination in the signal window is due to $D^0 \rightarrow K^-\ell^+\nu_\ell$ decays, where ℓ^+ stands for e^+ or μ^+ , and amounts to $(2.5 \pm 0.1) \times 10^{-4}$ of the $D^0 \rightarrow K^-\pi^+$ yield. The time-dependent asymmetry of this background is estimated in the $[1750, 1780]$ MeV/ c^2 sideband, after subtracting the contribution from signal decays. The total estimated bias on $\Delta Y_{K^-\pi^+}$ is less than 0.01×10^{-4} . For the K^+K^- final state, the largest background fractions are $(8.2 \pm 0.8) \times 10^{-4}$ for $D^0 \rightarrow K^-\pi^+\pi^0$, $(3.7 \pm 0.2) \times 10^{-4}$ for $D^0 \rightarrow K^-\ell^+\nu_\ell$ and $(2.3 \pm 0.2) \times 10^{-4}$ for $D^0 \rightarrow K^-\pi^+$ decays. Their asymmetries are estimated in the $[1750, 1780]$ MeV/ c^2 and $[1920, 1970]$ MeV/ c^2 sidebands for the $D^0 \rightarrow K^-\pi^+\pi^0$ and $D^0 \rightarrow K^-\pi^+$ decay channels, respectively. Measuring the asymmetry of $D^0 \rightarrow K^-\ell^+\nu_\ell$ decays is particularly challenging owing to the tiny fraction of these decays in data. Therefore, its size is conservatively assigned to the maximum value of the asymmetries measured for all other background channels in all of the $D^0 \rightarrow h^+h^-$ decay channels. The total bias on the $\Delta Y_{K^+K^-}$ value due to the background components in the $m(K^+K^-)$ signal window is estimated to be 0.06×10^{-4} . Finally, for the $\pi^+\pi^-$ decay channel the only relevant background contribution is due to $D^0 \rightarrow \pi^-\ell^+\nu_\ell$ decays, whose fraction in the signal region is $(2.5 \pm 0.2) \times 10^{-4}$. Their asymmetry difference with respect to the signal is estimated in the same way as for $D^0 \rightarrow K^-\ell^+\nu_\ell$ decays for the K^+K^- final state, and provokes a bias on $\Delta Y_{\pi^+\pi^-}$ less than 0.03×10^{-4} .

The kinematic equalisation of the momentum distribution of π_{tag}^+ and π_{tag}^- and of D^0 and \bar{D}^0 mesons is performed through a binned approach. While the choice of the concerned variables is optimised to remove the kinematic asymmetries, the intervals size has to be kept large enough to avoid large statistical fluctuations. Therefore, detector-induced, time-dependent asymmetries might not be completely removed by the kinematic weighting if they vary considerably within the intervals. The size of the residual asymmetries is estimated in the $D^0 \rightarrow K^-\pi^+$ sample by reducing progressively the size of the intervals until the measured value of $\Delta Y_{K^-\pi^+}$ does not change within the statistical uncertainty. A systematic uncertainty of 0.05×10^{-4} is estimated as the difference between the value of $\Delta Y_{K^-\pi^+}$ measured with the baseline scheme and its asymptotic value. As a cross-check of the effectiveness of the kinematic weighting in removing the nuisance asymmetries,

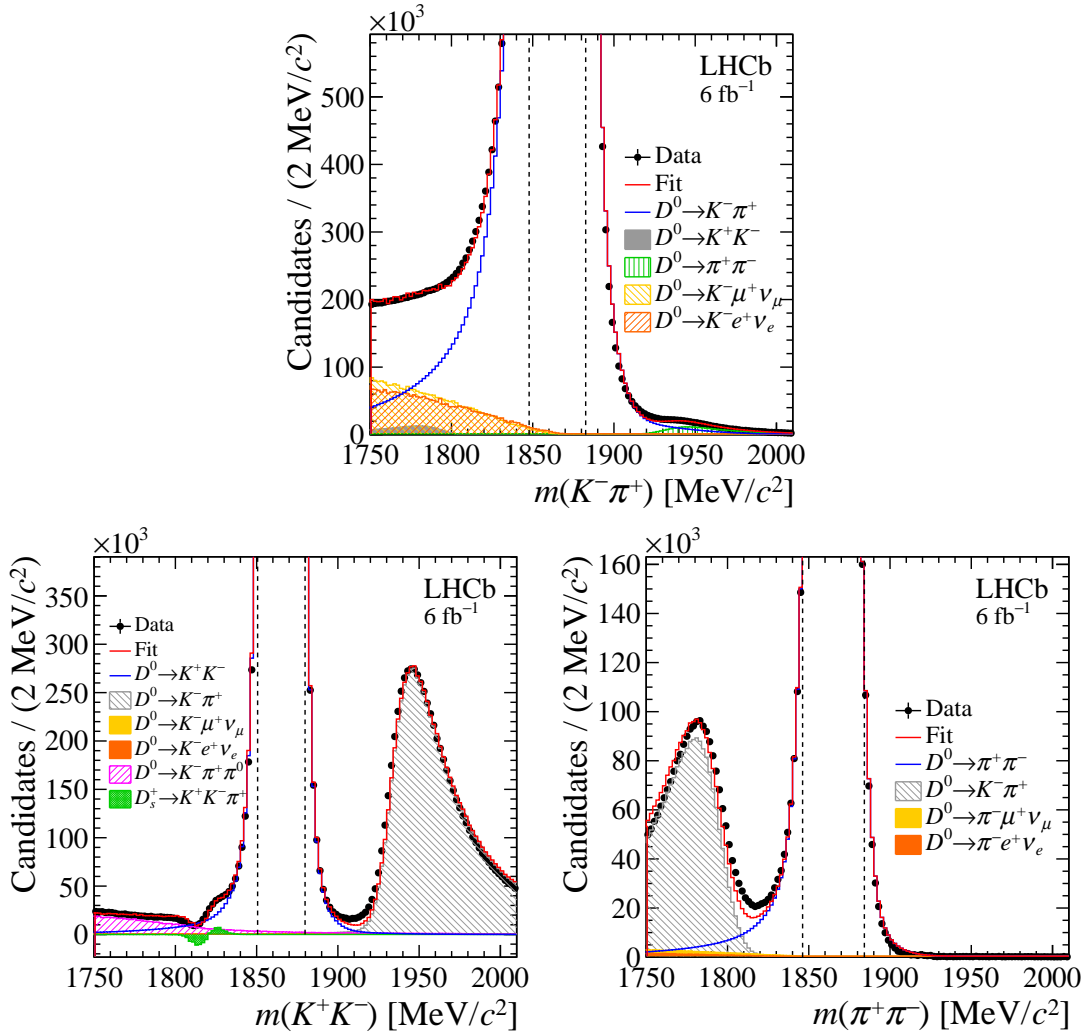


Figure 11: Distributions of $m(h^+h^-)$ of (top) $K^- \pi^+$, (left) $K^+ K^-$ and (right) $\pi^+ \pi^-$ final states, with the results superimposed. The vertical dashed lines delimit the signal region. The $m(h^+h^-)$ template PDF of the $D_s^+ \rightarrow K^+ K^- \pi^+$ decay has a negative contribution to the left of the known D^0 mass due to the subtraction of the $m(D^0 \pi_{\text{tag}}^+)$ background.

alternative configurations of the kinematic weighting acting on different variables have been employed, including that described in Ref. [68]. The baseline configuration minimises the residual asymmetries of all kinematic variables of the D^0 and π_{tag}^+ mesons after the weighting. However, all weighting procedures that remove satisfactorily the asymmetries of the D^0 momentum provide measurements of $\Delta Y_{K^- \pi^+}$ within 0.13×10^{-4} from the baseline value.

All systematic uncertainties are summarised in Table 1. The slope of the time-dependent asymmetry of the control sample is measured to be $\Delta Y_{K^- \pi^+} = (-0.4 \pm 0.5 \pm 0.2) \times 10^{-4}$, where the first uncertainty is statistical and the second is systematic, and is compatible with zero as expected. Note, however, that this measurement was not performed blindly. Additional robustness tests are performed to check that the measured value of $\Delta Y_{h^+ h^-}$ does not display unexpected dependencies on various observables, including the selections that are satisfied by the D^0 candidate at the hardware and at the first software stage of the trigger; the momentum, the transverse momentum and the pseudorapidity of the D^0 and

Table 1: Summary of the systematic uncertainties, in units of 10^{-4} . The statistical uncertainties are reported for comparison.

Source	$\Delta Y_{K^+K^-} [10^{-4}]$	$\Delta Y_{\pi^+\pi^-} [10^{-4}]$
Subtraction of the $m(D^0\pi_{\text{tag}}^+)$ background	0.2	0.3
Flavour-dependent shift of D^* -mass peak	0.1	0.1
D^{*+} from B -meson decays	0.1	0.1
$m(h^+h^-)$ background	0.1	0.1
Kinematic weighting	0.1	0.1
Total systematic uncertainty	0.3	0.4
Statistical uncertainty	1.5	2.8

π_{tag}^+ mesons; the D^0 flight distance in the plane transverse to the beam; the position of the PV along the beamline; and the number of PVs in the event. No significant dependencies of $\Delta Y_{h^+h^-}$ on any of these variables are found. The measurement is repeated for the signal channels, assigning a zero weight in the weighting procedure of Sect. 5 only to the candidates in the tridimensional-space intervals for which the corresponding intervals of the $K^-\pi^+$ sample have fewer than 40 candidates or an asymmetry greater than 20%. In this way, the choice of the zero weights is made independent of the value of $\Delta Y_{h^+h^-}$. The stability of the measurement is further checked as a function of the threshold of the minimum number of candidates and of the maximum asymmetry per interval. The results of all these tests are compatible with the baseline one within the statistical uncertainty. Finally, possible biases due to the decay-time resolution, approximately $0.11 \tau_{D^0}$, are determined in simulation to be less than 0.01×10^{-4} , and thus are neglected.

8 Results

The time-dependent asymmetries of the $D^0 \rightarrow K^+K^-$ and $D^0 \rightarrow \pi^+\pi^-$ channels, after the kinematic weighting and the subtraction of the contribution from B -meson decays, are displayed in Fig. 12. Linear fits are superimposed, and the resulting slopes are

$$\begin{aligned}\Delta Y_{K^+K^-} &= (-2.3 \pm 1.5 \pm 0.3) \times 10^{-4}, \\ \Delta Y_{\pi^+\pi^-} &= (-4.0 \pm 2.8 \pm 0.4) \times 10^{-4},\end{aligned}$$

where the first uncertainties are statistical and the second are systematic. Assuming that all systematic uncertainties are 100% correlated, except those on the $m(h^+h^-)$ background, which are taken to be uncorrelated, the difference of ΔY_f between the two final states is equal to

$$\Delta Y_{K^+K^-} - \Delta Y_{\pi^+\pi^-} = (1.7 \pm 3.2 \pm 0.1) \times 10^{-4},$$

and is consistent with zero. Neglecting final-state dependent contributions to ΔY_f , the two values are combined using the best linear unbiased estimator [69, 70]. The result,

$$\Delta Y = (-2.7 \pm 1.3 \pm 0.3) \times 10^{-4},$$

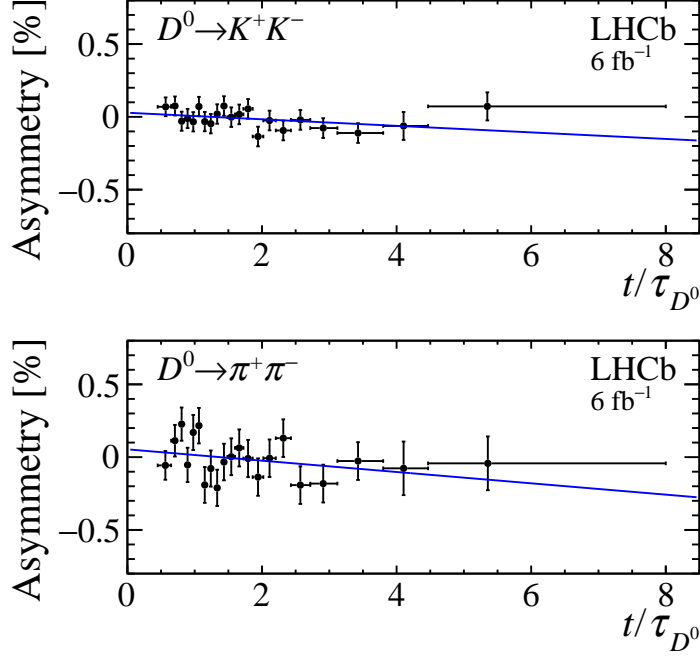


Figure 12: Asymmetry, $A_{\text{sig}}(t)$, as a function of decay time for (top) $D^0 \rightarrow K^+ K^-$ and (bottom) $D^0 \rightarrow \pi^+ \pi^-$ candidates. A linear fit is superimposed. The χ^2/ndf of the fits are 15/19 and 21/19, respectively.

is consistent with zero within two standard deviations, and both its statistical and systematic uncertainties are improved by more than a factor of two with respect to the previous most precise measurement [43].

These results are combined with previous LHCb measurements [42–44], with which they are consistent, yielding the LHCb legacy results with the 2011–2012 and 2015–2018 data samples,

$$\begin{aligned}\Delta Y_{K^+ K^-} &= (-0.3 \pm 1.3 \pm 0.3) \times 10^{-4}, \\ \Delta Y_{\pi^+ \pi^-} &= (-3.6 \pm 2.4 \pm 0.4) \times 10^{-4}, \\ \Delta Y &= (-1.0 \pm 1.1 \pm 0.3) \times 10^{-4}, \\ \Delta Y_{K^+ K^-} - \Delta Y_{\pi^+ \pi^-} &= (+3.3 \pm 2.7 \pm 0.2) \times 10^{-4}.\end{aligned}$$

Finally, the arithmetic average of $\Delta Y_{K^+ K^-}$ and $\Delta Y_{\pi^+ \pi^-}$, which would allow final-state dependent contributions to be suppressed by a factor of ϵ [21], where ϵ is the parameter quantifying the breaking of the U -spin symmetry in these decays, is

$$\frac{1}{2}(\Delta Y_{K^+ K^-} + \Delta Y_{\pi^+ \pi^-}) = (-1.9 \pm 1.3 \pm 0.4) \times 10^{-4}.$$

These results are consistent with no time-dependent CP violation in $D^0 \rightarrow K^+ K^-$ and $D^0 \rightarrow \pi^+ \pi^-$ decays, and improve by nearly a factor of two on the precision of the previous world average [45]. In particular, they tighten the bounds on the size of the phase ϕ_2^M , which parametrises dispersive CP -violating contributions to D^0 mixing, by around 35% [58].

Acknowledgements

We express our gratitude to our colleagues in the CERN accelerator departments for the excellent performance of the LHC. We thank the technical and administrative staff at the LHCb institutes. We acknowledge support from CERN and from the national agencies: CAPES, CNPq, FAPERJ and FINEP (Brazil); MOST and NSFC (China); CNRS/IN2P3 (France); BMBF, DFG and MPG (Germany); INFN (Italy); NWO (Netherlands); MNiSW and NCN (Poland); MEN/IFA (Romania); MSHE (Russia); MICINN (Spain); SNSF and SER (Switzerland); NASU (Ukraine); STFC (United Kingdom); DOE NP and NSF (USA). We acknowledge the computing resources that are provided by CERN, IN2P3 (France), KIT and DESY (Germany), INFN (Italy), SURF (Netherlands), PIC (Spain), GridPP (United Kingdom), RRCKI and Yandex LLC (Russia), CSCS (Switzerland), IFIN-HH (Romania), CBPF (Brazil), PL-GRID (Poland) and OSC (USA). We are indebted to the communities behind the multiple open-source software packages on which we depend. Individual groups or members have received support from AvH Foundation (Germany); EPLANET, Marie Skłodowska-Curie Actions and ERC (European Union); A*MIDEX, ANR, Labex P2IO and OCEVU, and Région Auvergne-Rhône-Alpes (France); Key Research Program of Frontier Sciences of CAS, CAS PIFI, Thousand Talents Program, and Sci. & Tech. Program of Guangzhou (China); RFBR, RSF and Yandex LLC (Russia); GVA, XuntaGal and GENCAT (Spain); the Royal Society and the Leverhulme Trust (United Kingdom).

Appendices

A Formalism

The theoretical parametrisation of the D^0 decay rates is introduced in Ref. [21], where the following phases are defined for the decays into Cabibbo-suppressed CP eigenstates,

$$\phi_f^M \equiv \arg \left(M_{12} \frac{A_f}{\bar{A}_f} \right), \quad \phi_f^\Gamma \equiv \arg \left(\Gamma_{12} \frac{A_f}{\bar{A}_f} \right). \quad (11)$$

Here, M_{12} and Γ_{12} are the off-diagonal elements of the two Hermitian matrices defined by $\mathbf{H} \equiv \mathbf{M} - \frac{i}{2}\mathbf{\Gamma}$, where \mathbf{H} is the 2×2 effective Hamiltonian governing the evolution of the $D^0-\bar{D}^0$ system, and $A_f \equiv \langle f | \mathcal{H} | D^0 \rangle$ ($\bar{A}_f \equiv \langle f | \mathcal{H} | \bar{D}^0 \rangle$) is the decay amplitude of a D^0 (\bar{D}^0) meson into the final state f , with \mathcal{H} the $|\Delta C| = 1$ effective Hamiltonian. The time-dependent decay rates into the final state f can be parametrised to second order in the mixing parameters as

$$\begin{aligned} \Gamma(D^0 \rightarrow f, t) &\equiv e^{-\tau} |A_f|^2 (1 + c_f^+ \tau + c_f'^+ \tau^2), \\ \Gamma(\bar{D}^0 \rightarrow f, t) &\equiv e^{-\tau} |\bar{A}_f|^2 (1 + c_f^- \tau + c_f'^- \tau^2), \end{aligned} \quad (12)$$

where τ is defined as $\tau \equiv \Gamma t$ and the coefficients c_f^\pm and $c_f^{\prime\pm}$ are equal to

$$c_f^\pm = [\mp x_{12} \sin \phi_f^M - y_{12} \cos \phi_f^\Gamma] \left| \frac{\bar{A}_f}{A_f} \right|^{\pm 1} \quad (13)$$

$$\approx \mp x_{12} \sin \phi_f^M - y_{12} (1 \mp a_f^d),$$

$$c_f^{\prime\pm} = \frac{1}{4} \left[y_{12}^2 - x_{12}^2 + (y_{12}^2 + x_{12}^2 \pm 2x_{12}y_{12} \sin \phi_{12}) \left| \frac{\bar{A}_f}{A_f} \right|^{\pm 2} \right] \quad (14)$$

$$\approx \frac{1}{2} \left[y_{12}^2 \pm x_{12}y_{12} \sin \phi_{12} \mp (x_{12}^2 + y_{12}^2) a_f^d \right],$$

where $\phi_{12} \equiv \arg(M_{12}/\Gamma_{12}) = \phi_f^M - \phi_f^\Gamma$. In the approximate expressions, the relation

$$a_f^d \equiv \frac{|A_f|^2 - |\bar{A}_f|^2}{|A_f|^2 + |\bar{A}_f|^2} \approx 1 - \left| \frac{\bar{A}_f}{A_f} \right| \quad (15)$$

has been used, and all terms have been expanded to first order in the CP -violation parameters a_f^d , $\sin \phi_f^M$ and $\sin \phi_f^\Gamma$. The phase ϕ_f^Γ is measured to be approximately equal to zero, while the evidence that ϕ_f^M is approximately equal to zero rather than π is at the level of 3 standard deviations [21, 45].

The ΔY_f parameter is defined as [21]

$$\Delta Y_f \equiv \frac{c_f^+ - c_f^-}{2} \approx (-x_{12} \sin \phi_f^M + y_{12} a_f^d), \quad (16)$$

and has first been measured (although with a relative minus sign in the definition of ΔY) in Ref. [24] as

$$\Delta Y_f \approx -\frac{\hat{\Gamma}_{D^0 \rightarrow f} - \hat{\Gamma}_{\bar{D}^0 \rightarrow f}}{2\hat{\Gamma}_{D^0 \rightarrow K^- \pi^+}}, \quad (17)$$

by modelling the time distributions of $D^0 \rightarrow f$ and $D^0 \rightarrow K^- \pi^+$ decays, see Eq. (12), with an exponential function, $\exp(-\hat{\Gamma}\tau)$, and assuming that the effective decay width $\hat{\Gamma}$ is equal to unity for $D^0 \rightarrow K^- \pi^+$ decays. This method neglects the contributions to the effective decay widths from $c_f^{\prime\pm}$, assuming that $\hat{\Gamma}_{D^0/\bar{D}^0 \rightarrow f} = 1 - c_f^\pm$. The A_Γ observable, which has been used as alternative to ΔY_f in Refs. [26, 71, 72], is similarly defined as the asymmetry of the effective decay widths of D^0 and \bar{D}^0 mesons into the final state f ,

$$A_\Gamma^f \equiv \frac{\hat{\Gamma}_{D^0 \rightarrow f} - \hat{\Gamma}_{\bar{D}^0 \rightarrow f}}{\hat{\Gamma}_{D^0 \rightarrow f} + \hat{\Gamma}_{\bar{D}^0 \rightarrow f}}, \quad (18)$$

and is related to ΔY_f as

$$A_\Gamma^f = -\frac{\Delta Y_f}{1 + y_{CP}^f}, \quad (19)$$

where the y_{CP}^f parameter is defined as $y_{CP}^f \equiv -(c_f^+ + c_f^-)/2$ and is equal to y_{12} up to second order in the CP -violation parameters defined above. However, as the statistical precision improves, approximating the time-dependent decay widths with the effective ones might not be a good approximation any longer, since CP -even corrections to the exponential decay rate quadratic in the mixing parameters might be of the same order as the CP -odd first-order ones.

On the contrary, the definition of $A_{CP}(t)$ in Eq. (1) employed in Refs. [41–44, 68] and in the present article is always dominated by the first-order terms, since the CP -even second-order terms cancel in the difference in the numerator. In particular, the coefficient of the linear expansion of $A_{CP}(t)$ in Eq. (2) is equal to ΔY_f up to a multiplicative factor of $4|A_f|^2|\bar{A}_f|^2/(|A_f|^2 + |\bar{A}_f|^2)^2$, whose difference with unity is approximately equal to $(a_f^d)^2/2 \lesssim 10^{-6}$ [6, 40]. This coefficient has been denoted as $-A_\Gamma^f$ in Refs. [41–44, 68], neglecting the 1% correction due to y_{CP}^f in Eq. (19).

The final-state dependent contributions to ΔY_f in Eq. (16) can be isolated by defining $\phi_f^M \equiv \phi_2^M + \delta\phi_f$, where ϕ_2^M is the intrinsic CP -violating mixing phase of D^0 mesons, defined as the argument of the dispersive mixing amplitude M_{12} with respect to its dominant $\Delta U = 2$ component, and $\delta\phi_f$ is the relative weak phase of the subleading amplitude responsible for CP violation in the decay with respect to the dominant decay amplitude [21]. By defining δ_f the strong phase analogue of $\delta\phi_f$, and using $\delta\phi_f = -a_f^d \cot \delta_f$, Eq. (16) can be written as

$$\Delta Y_f \approx -x_{12} \sin \phi_2^M + y_{12} a_f^d \left(1 + \frac{x_{12}}{y_{12}} \cot \delta_f \cos \phi_f^M \right), \quad (20)$$

where the first term is universal and the second encloses the final-state dependence. The term $y_{12}|a_f^d|$ is estimated to be less than 0.1×10^{-4} by using available experimental data [6, 45] and the minimal assumption that $a_{K^+K^-}^d$ and $a_{\pi^+\pi^-}^d$ have opposite signs, which is motivated by U -spin symmetry arguments as well as by experimental evidence [6, 27]. The factor $\frac{x_{12}}{y_{12}} \cot \delta_f$ can enhance the dependence on the final state, even though the phase δ_f is expected to be of $\mathcal{O}(1)$ due to large rescattering at the charm mass scale. On the other hand, the SM predictions for ϕ_2^M are of the order 2 mrad or less [21, 30–32], even though enhancements up to one order of magnitude due to low-energy nonperturbative strong interactions cannot be excluded [21, 31].

An alternative parametrisation of CP violation and mixing is based on the explicit expansion of the mass eigenstates of \mathbf{H} in terms of the flavour eigenstates, $|D\rangle_{1,2} \equiv p|D^0\rangle \pm q|\bar{D}^0\rangle$, with $|p|^2 + |q|^2 = 1$ (CPT invariance is assumed). The corresponding mixing parameters are defined as $x \equiv (m_2 - m_1)/\Gamma$ and $y \equiv (\Gamma_2 - \Gamma_1)/(2\Gamma)$, where $m_{1,2}$ and $\Gamma_{1,2}$ are the masses and decay widths of the mass eigenstates. Adopting the convention that $|D\rangle_1$ ($|D\rangle_2$) is the approximately CP -odd (CP -even) eigenstate, the following relations hold, $x_{12} \approx |x|$ and $y_{12} \approx y$, up to corrections quadratic in the CP violation parameter $\sin \phi_{12}$ [21, 22, 35]. In this parametrisation, the parameter ΔY_f defined in Eq. (16) is equal to

$$\Delta Y_f = \frac{1}{2} \left[\left(\left| \frac{q}{p} \right| \left| \frac{\bar{A}_f}{A_f} \right| + \left| \frac{p}{q} \right| \left| \frac{A_f}{\bar{A}_f} \right| \right) x \sin \phi_{\lambda_f} - \left(\left| \frac{q}{p} \right| \left| \frac{\bar{A}_f}{A_f} \right| - \left| \frac{p}{q} \right| \left| \frac{A_f}{\bar{A}_f} \right| \right) y \cos \phi_{\lambda_f} \right], \quad (21)$$

where ϕ_{λ_f} is defined as $\phi_{\lambda_f} \equiv \arg[-(q\bar{A}_f)/(pA_f)]$. Neglecting terms of order higher than one in the CP -violation parameters ($|q/p| - 1$), ϕ_{λ_f} and a_f^d , Eq. (21) can be written as

$$\Delta Y_f \approx x \phi_{\lambda_f} - y \left(\left| \frac{q}{p} \right| - 1 \right) + y a_f^d. \quad (22)$$

Finally, the dependence on the final state can be separated from the universal component by defining $\phi_{\lambda_f} \equiv \phi_2 - \delta\phi_f$, see Ref. [21], where ϕ_2 is a final-state independent weak phase

dubbed ϕ by the HFLAV collaboration [45] and $\delta\phi_f$ is the same as above, obtaining

$$\Delta Y_f \approx x\phi_2 - y \left(\left| \frac{q}{p} \right| - 1 \right) + ya_f^d \left(1 + \frac{x}{y} \cot \delta_f \right). \quad (23)$$

B Upper bound on the size of $\Delta Y_{K^-\pi^+}$

In this appendix the final states $K^-\pi^+$ and $K^+\pi^-$ are denoted with f and \bar{f} , respectively. Furthermore, two weak phases ϕ_f^M and ϕ_f^Γ , independent of those defined in Appendix A, and the strong-phase difference between the doubly Cabibbo-suppressed (DCS) and the Cabibbo-favoured (CF) decays Δ_f are defined as [21]

$$\begin{aligned} \frac{M_{12}}{|M_{12}|} \frac{A_f}{\bar{A}_f} &\equiv - \left| \frac{A_f}{\bar{A}_f} \right| e^{i(\phi_f^M - \Delta_f)}, & \frac{\Gamma_{12}}{|\Gamma_{12}|} \frac{A_f}{\bar{A}_f} &\equiv - \left| \frac{A_f}{\bar{A}_f} \right| e^{i(\phi_f^\Gamma - \Delta_f)}, \\ \frac{M_{12}}{|M_{12}|} \frac{A_{\bar{f}}}{\bar{A}_{\bar{f}}} &\equiv - \left| \frac{A_{\bar{f}}}{\bar{A}_{\bar{f}}} \right| e^{i(\phi_f^M + \Delta_f)}, & \frac{\Gamma_{12}}{|\Gamma_{12}|} \frac{A_{\bar{f}}}{\bar{A}_{\bar{f}}} &\equiv - \left| \frac{A_{\bar{f}}}{\bar{A}_{\bar{f}}} \right| e^{i(\phi_f^\Gamma + \Delta_f)}. \end{aligned} \quad (24)$$

The time-dependent decay widths of D^0 and \bar{D}^0 right-sign decays are parametrised as

$$\begin{aligned} \Gamma(D^0 \rightarrow f, t) &\equiv e^{-\tau} |A_f|^2 \left(1 + \sqrt{R_f} c_f^+ \tau + c_f'^+ \tau^2 \right), \\ \Gamma(\bar{D}^0 \rightarrow \bar{f}, t) &\equiv e^{-\tau} |\bar{A}_{\bar{f}}|^2 \left(1 + \sqrt{R_f} c_f^- \tau + c_f'^- \tau^2 \right), \end{aligned} \quad (25)$$

up to second order in the mixing parameters, where R_f is the CP -averaged ratio of DCS to CF decay rates, defined as

$$R_f \equiv \frac{1}{2} \left(\left| \frac{A_{\bar{f}}}{A_f} \right|^2 + \left| \frac{\bar{A}_f}{\bar{A}_{\bar{f}}} \right|^2 \right), \quad (26)$$

and the coefficients c_f^\pm and $c_f'^\pm$ are equal to

$$c_f^\pm \approx \left[1 \mp \frac{1}{2}(a_{\bar{f}}^d + a_f^d) \right] (-x_{12} \sin \Delta_f \cos \phi_f^M + y_{12} \cos \Delta_f) \pm x_{12} \sin \phi_f^M \cos \Delta_f \pm y_{12} \sin \phi_f^\Gamma \sin \Delta_f, \quad (27)$$

$$c_f'^\pm = \frac{1}{4}(y_{12}^2 - x_{12}^2) + \frac{1}{4}R_f \left[1 \mp (a_{\bar{f}}^d + a_f^d) \right] (x_{12}^2 + y_{12}^2) \pm \frac{1}{2}R_f x_{12} y_{12} \sin \phi_{12}, \quad (28)$$

up to second order in the CP -violation parameters $\sin \phi_f^M$, $\sin \phi_f^\Gamma$, a_f^d and $a_{\bar{f}}^d$, where the last two parameters are the CP asymmetries in the decay into the CF and DCS final states, defined as

$$a_f^d \equiv \frac{|A_f|^2 - |\bar{A}_{\bar{f}}|^2}{|A_f|^2 + |\bar{A}_{\bar{f}}|^2}, \quad a_{\bar{f}}^d \equiv \frac{|A_{\bar{f}}|^2 - |\bar{A}_f|^2}{|A_{\bar{f}}|^2 + |\bar{A}_f|^2}. \quad (29)$$

The analogue of Eqs. (1,2) for right-sign decays is

$$A_{CP}(f, t) \equiv \frac{\Gamma(D^0 \rightarrow f, t) - \Gamma(\bar{D}^0 \rightarrow \bar{f}, t)}{\Gamma(D^0 \rightarrow f, t) + \Gamma(\bar{D}^0 \rightarrow \bar{f}, t)} \approx a_f^d + \Delta Y_f \frac{t}{\tau_{D^0}}, \quad (30)$$

where the ΔY_f parameter is defined as

$$\begin{aligned}\Delta Y_f &\equiv \sqrt{R_f} \times \frac{c_f^+ - c_f^-}{2} \\ &\approx \sqrt{R_f} \left[x_{12} \sin \phi_f^M \cos \Delta_f + y_{12} \sin \phi_f^\Gamma \sin \Delta_f \right. \\ &\quad \left. + \frac{1}{2}(a_f^d + a_{\bar{f}}^d)(x_{12} \sin \Delta_f \cos \phi_f^M - y_{12} \cos \Delta_f) \right].\end{aligned}\tag{31}$$

A global fit of the mixing and time-dependent CP -violation parameters to all of the charm measurements except the present one, with the assumption that a_f^d is zero,² provides $|\Delta Y_{K^-\pi^+}| < 0.3 \times 10^{-4}$ at 90% confidence level [58]. This number is around 60% of the precision of the present measurement of $\Delta Y_{K^-\pi^+}$.

References

- [1] A. D. Sakharov, *Violation of CP invariance, C asymmetry, and baryon asymmetry of the universe*, Sov. Phys. Usp. **34** (1991) 392.
- [2] N. Cabibbo, *Unitary symmetry and leptonic decays*, Phys. Rev. Lett. **10** (1963) 531.
- [3] M. Kobayashi and T. Maskawa, *CP-violation in the renormalizable theory of weak interaction*, Prog. Theor. Phys. **49** (1973) 652.
- [4] M. Dine and A. Kusenko, *The origin of the matter–antimatter asymmetry*, Rev. Mod. Phys. **76** (2003) 1, arXiv:hep-ph/0303065.
- [5] Y. Grossman, A. L. Kagan, and Y. Nir, *New physics and CP violation in singly Cabibbo suppressed D decays*, Phys. Rev. **D75** (2007) 036008, arXiv:hep-ph/0609178.
- [6] LHCb collaboration, R. Aaij *et al.*, *Observation of CP violation in charm decays*, Phys. Rev. Lett. **122** (2019) 211803, arXiv:1903.08726.
- [7] H.-n. Li, C.-D. Lu, and F.-S. Yu, *Branching ratios and direct CP asymmetries in D → PP decays*, Phys. Rev. **D86** (2012) 036012, arXiv:1203.3120.
- [8] H.-Y. Cheng and C.-W. Chiang, *Direct CP violation in two-body hadronic charmed meson decays*, Phys. Rev. **D85** (2012) 034036, Erratum *ibid.* **D85** (2012) 079903, arXiv:1201.0785.
- [9] A. Khodjamirian and A. A. Petrov, *Direct CP asymmetry in D → π⁻π⁺ and D → K⁻K⁺ in QCD-based approach*, Phys. Lett. **B774** (2017) 235, arXiv:1706.07780.
- [10] M. Chala, A. Lenz, A. V. Rusov, and J. Scholtz, *ΔA_{CP} within the Standard Model and beyond*, JHEP **07** (2019) 161, arXiv:1903.10490.
- [11] Y. Grossman and S. Schacht, *The emergence of the ΔU = 0 rule in charm physics*, JHEP **07** (2019) 020, arXiv:1903.10952.

²The asymmetries a_f^d and $a_{\bar{f}}^d$ are expected to be negligible in the SM since CF and DCS decays are not sensitive to quantum chromodynamics penguin and chromomagnetic dipole operators. Experimentally, $A_D \equiv (|A_{\bar{f}}/A_f|^2 - |\bar{A}_f/\bar{A}_{\bar{f}}|^2)/(|A_{\bar{f}}/A_f|^2 + |\bar{A}_f/\bar{A}_{\bar{f}}|^2) \approx a_f^d - a_{\bar{f}}^d$ is equal to $(-7 \pm 5) \times 10^{-3}$.

- [12] F. Buccella, A. Paul, and P. Santorelli, *SU(3)_F breaking through final state interactions and CP asymmetries in $D \rightarrow PP$ decays*, Phys. Rev. **D99** (2019) 113001, [arXiv:1902.05564](#).
- [13] H.-N. Li, C.-D. Lü, and F.-S. Yu, *Implications on the first observation of charm CPV at LHCb*, [arXiv:1903.10638](#).
- [14] A. Soni, *Resonance enhancement of charm CP*, [arXiv:1905.00907](#).
- [15] H.-Y. Cheng and C.-W. Chiang, *Revisiting CP violation in $D \rightarrow PP$ and VP decays*, Phys. Rev. **D100** (2019) 093002, [arXiv:1909.03063](#).
- [16] A. Dery and Y. Nir, *Implications of the LHCb discovery of CP violation in charm decays*, JHEP **12** (2019) 104, [arXiv:1909.11242](#).
- [17] D. Wang, C.-P. Jia, and F.-S. Yu, *A self-consistent framework of topological amplitude and its SU(N) decomposition*, [arXiv:2001.09460](#).
- [18] R. Bause, H. Gisbert, M. Golz, and G. Hiller, *Exploiting CP asymmetries in rare charm decays*, Phys. Rev. **D101** (2020) 115006, [arXiv:2004.01206](#).
- [19] A. Dery, Y. Grossman, S. Schacht, and A. Soffer, *Probing the $\Delta U = 0$ rule in three body charm decays*, [arXiv:2101.02560](#).
- [20] H.-Y. Cheng and C.-W. Chiang, *CP violation in quasi-two-body $D \rightarrow VP$ decays and three-body D decays mediated by vector resonances*, [arXiv:2104.13548](#).
- [21] A. L. Kagan and L. Silvestrini, *Dispersive and absorptive CP violation in $D^0 - \bar{D}^0$ mixing*, Phys. Rev. **D103** (2021) 053008, [arXiv:2001.07207](#).
- [22] Y. Grossman, Y. Nir, and G. Perez, *Testing New Indirect CP Violation*, Phys. Rev. Lett. **103** (2009) 071602, [arXiv:0904.0305](#).
- [23] BaBar collaboration, P. del Amo Sanchez *et al.*, *Measurement of $D^0 - \bar{D}^0$ mixing parameters using $D^0 \rightarrow K_S^0 \pi^+ \pi^-$ and $D^0 \rightarrow K_S^0 K^+ K^-$ decays*, Phys. Rev. Lett. **105** (2010) 081803, [arXiv:1004.5053](#).
- [24] BaBar collaboration, J. P. Lees *et al.*, *Measurement of $D^0 - \bar{D}^0$ mixing and CP violation in two-body D^0 decays*, Phys. Rev. **D87** (2013) 012004, [arXiv:1209.3896](#).
- [25] Belle collaboration, T. Peng *et al.*, *Measurement of $D^0 - \bar{D}^0$ mixing and search for indirect CP violation using $D^0 \rightarrow K_S^0 \pi^+ \pi^-$ decays*, Phys. Rev. **D89** (2014) 091103, [arXiv:1404.2412](#).
- [26] Belle collaboration, M. Starič *et al.*, *Measurement of $D^0 - \bar{D}^0$ mixing and search for CP violation in $D^0 \rightarrow K^+ K^-, \pi^+ \pi^-$ decays with the full Belle data set*, Phys. Lett. **B753** (2016) 412, [arXiv:1509.08266](#).
- [27] LHCb collaboration, R. Aaij *et al.*, *Updated determination of $D^0 - \bar{D}^0$ mixing and CP violation parameters with $D^0 \rightarrow K^+ \pi^-$ decays*, Phys. Rev. **D97** (2018) 031101, [arXiv:1712.03220](#).

- [28] LHCb collaboration, R. Aaij *et al.*, *Measurement of the charm-mixing parameter y_{CP}* , Phys. Rev. Lett. **122** (2019) 011802, arXiv:1810.06874.
- [29] LHCb collaboration, R. Aaij *et al.*, *Measurement of the mass difference between neutral charm-meson eigenstates*, Phys. Rev. Lett. **122** (2019) 231802, arXiv:1903.03074.
- [30] I. I. Bigi, A. Paul, and S. Recksiegel, *Conclusions from CDF results on CP Violation in $D^0 \rightarrow \pi^+\pi^-$, K^+K^- and future tasks*, JHEP **06** (2011) 089, arXiv:1103.5785.
- [31] M. Bobrowski, A. Lenz, J. Riedl, and J. Rohrwild, *How large can the SM contribution to CP violation in $D^0 - \bar{D}^0$ mixing be?*, JHEP **03** (2010) 009, arXiv:1002.4794.
- [32] H.-N. Li, H. Umeeda, F. Xu, and F.-S. Yu, *D meson mixing as an inverse problem*, Phys. Lett. **B810** (2020) 135802, arXiv:2001.04079.
- [33] L. Wolfenstein, *Violation of CP invariance and the possibility of very weak interactions*, Phys. Rev. Lett. **13** (1964) 562.
- [34] M. Ciuchini *et al.*, *$D-\bar{D}$ mixing and new physics: General considerations and constraints on the MSSM*, Phys. Lett. **B655** (2007) 162, arXiv:hep-ph/0703204.
- [35] A. L. Kagan and M. D. Sokoloff, *Indirect CP violation and implications for $D^0-\bar{D}^0$ and $B_s^0-\bar{B}_s^0$ mixing*, Phys. Rev. **D80** (2009) 076008, arXiv:0907.3917.
- [36] BaBar collaboration, B. Aubert *et al.*, *Search for CP violation in the decays $D^0 \rightarrow K^-K^+$ and $D^0 \rightarrow \pi^-\pi^+$* , Phys. Rev. Lett. **100** (2008) 061803, arXiv:0709.2715.
- [37] Belle collaboration, M. Starič *et al.*, *Measurement of CP asymmetry in Cabibbo suppressed D^0 decays*, Phys. Lett. **B670** (2008) 190, arXiv:0807.0148.
- [38] CDF collaboration, T. Aaltonen *et al.*, *Measurement of CP-violating asymmetries in $D^0 \rightarrow \pi^+\pi^-$ and $D^0 \rightarrow K^+K^-$ decays at CDF*, Phys. Rev. **D85** (2012) 012009, arXiv:1111.5023.
- [39] LHCb collaboration, R. Aaij *et al.*, *Measurement of CP asymmetry in $D^0 \rightarrow K^-K^+$ and $D^0 \rightarrow \pi^-\pi^+$ decays*, JHEP **07** (2014) 041, arXiv:1405.2797.
- [40] LHCb collaboration, R. Aaij *et al.*, *Measurement of CP asymmetry in $D^0 \rightarrow K^+K^-$ decays*, Phys. Lett. **B767** (2017) 177, arXiv:1610.09476.
- [41] CDF collaboration, T. Aaltonen *et al.*, *Measurement of indirect CP-violating asymmetries in $D^0 \rightarrow K^+K^-$ and $D^0 \rightarrow \pi^+\pi^-$ decays at CDF*, Phys. Rev. **D90** (2014) 111103, arXiv:1410.5435.
- [42] LHCb collaboration, R. Aaij *et al.*, *Measurement of indirect CP asymmetries in $D^0 \rightarrow K^-K^+$ and $D^0 \rightarrow \pi^-\pi^+$ decays using semileptonic B decays*, JHEP **04** (2015) 043, arXiv:1501.06777.
- [43] LHCb collaboration, R. Aaij *et al.*, *Measurement of the CP violation parameter A_F in $D^0 \rightarrow K^+K^-$ and $D^0 \rightarrow \pi^+\pi^-$ decays*, Phys. Rev. Lett. **118** (2017) 261803, arXiv:1702.06490.

- [44] LHCb collaboration, R. Aaij *et al.*, *Updated measurement of decay-time-dependent CP asymmetries in $D^0 \rightarrow K^+K^-$ and $D^0 \rightarrow \pi^+\pi^-$ decays*, Phys. Rev. **D101** (2020) 012005, [arXiv:1911.01114](#).
- [45] Heavy Flavor Averaging Group, Y. Amhis *et al.*, *Averages of b-hadron, c-hadron, and τ -lepton properties as of 2018*, Eur. Phys. J. **C81** (2021) 226, [arXiv:1909.12524](#), updated results and plots available at <https://hflav.web.cern.ch>.
- [46] LHCb collaboration, A. A. Alves Jr. *et al.*, *The LHCb detector at the LHC*, JINST **3** (2008) S08005.
- [47] LHCb collaboration, R. Aaij *et al.*, *LHCb detector performance*, Int. J. Mod. Phys. **A30** (2015) 1530022, [arXiv:1412.6352](#).
- [48] G. Dujany and B. Storaci, *Real-time alignment and calibration of the LHCb Detector in Run II*, J. Phys. Conf. Ser. **664** (2015) 082010.
- [49] R. Aaij *et al.*, *The LHCb trigger and its performance in 2011*, JINST **8** (2013) P04022, [arXiv:1211.3055](#).
- [50] R. Aaij *et al.*, *Tesla: an application for real-time data analysis in High Energy Physics*, Comput. Phys. Commun. **208** (2016) 35, [arXiv:1604.05596](#).
- [51] T. Sjöstrand, S. Mrenna, and P. Skands, *A brief introduction to PYTHIA 8.1*, Comput. Phys. Commun. **178** (2008) 852, [arXiv:0710.3820](#); T. Sjöstrand, S. Mrenna, and P. Skands, *PYTHIA 6.4 physics and manual*, JHEP **05** (2006) 026, [arXiv:hep-ph/0603175](#).
- [52] I. Belyaev *et al.*, *Handling of the generation of primary events in Gauss, the LHCb simulation framework*, J. Phys. Conf. Ser. **331** (2011) 032047.
- [53] D. J. Lange, *The EvtGen particle decay simulation package*, Nucl. Instrum. Meth. **A462** (2001) 152.
- [54] N. Davidson, T. Przedzinski, and Z. Was, *PHOTOS interface in C++: Technical and physics documentation*, Comp. Phys. Comm. **199** (2016) 86, [arXiv:1011.0937](#).
- [55] Geant4 collaboration, J. Allison *et al.*, *Geant4 developments and applications*, IEEE Trans. Nucl. Sci. **53** (2006) 270; Geant4 collaboration, S. Agostinelli *et al.*, *Geant4: A simulation toolkit*, Nucl. Instrum. Meth. **A506** (2003) 250.
- [56] M. Clemencic *et al.*, *The LHCb simulation application, Gauss: Design, evolution and experience*, J. Phys. Conf. Ser. **331** (2011) 032023.
- [57] V. V. Gligorov and M. Williams, *Efficient, reliable and fast high-level triggering using a bonsai boosted decision tree*, JINST **8** (2013) P02013, [arXiv:1210.6861](#).
- [58] T. Pajero, *Search for time-dependent CP violation in $D^0 \rightarrow K^+K^-$ and $D^0 \rightarrow \pi^+\pi^-$ decays*, PhD thesis, Scuola Normale Superiore, 2021, CERN-THESIS-2020-231.
- [59] Particle Data Group, P. A. Zyla *et al.*, *Review of particle physics*, Prog. Theor. Exp. Phys. **2020** (2020) 083C01.

- [60] W. D. Hulsbergen, *Decay chain fitting with a Kalman filter*, Nucl. Instrum. Meth. **A552** (2005) 566, [arXiv:physics/0503191](#).
- [61] N. L. Johnson, *Systems of frequency curves generated by methods of translation*, Biometrika **36** (1949) 149.
- [62] LHCb collaboration, R. Aaij *et al.*, *Prompt charm production in pp collisions at $\sqrt{s} = 7\text{ TeV}$* , Nucl. Phys. **B871** (2013) 1, [arXiv:1302.2864](#).
- [63] LHCb collaboration, R. Aaij *et al.*, *Measurements of prompt charm production cross-sections in pp collisions at $\sqrt{s} = 13\text{ TeV}$* , JHEP **03** (2016) 159, Erratum *ibid.* **09** (2016) 013, Erratum *ibid.* **05** (2017) 074, [arXiv:1510.01707](#).
- [64] A. Rogozhnikov, *Reweighting with Boosted Decision Trees*, J. Phys. Conf. Ser. **762** (2016) 012036, [arXiv:1608.05806](#), https://github.com/arogozhnikov/hep_ml.
- [65] G. A. Cowan, D. C. Craik, and M. D. Needham, *RapidSim: an application for the fast simulation of heavy-quark hadron decays*, Comput. Phys. Commun. **214** (2017) 239, [arXiv:1612.07489](#).
- [66] L. Anderlini *et al.*, *The PIDCalib package*, LHCb-PUB-2016-021, 2016.
- [67] R. Aaij *et al.*, *Selection and processing of calibration samples to measure the particle identification performance of the LHCb experiment in Run 2*, Eur. Phys. J. Tech. Instr. **6** (2019) 1, [arXiv:1803.00824](#).
- [68] LHCb collaboration, *Search for time-dependent CP violation in $D^0 \rightarrow K^+K^-$ and $D^0 \rightarrow \pi^+\pi^-$ decays*, LHCb-CONF-2019-001, 2019.
- [69] L. Lyons, D. Gibaut, and P. Clifford, *How to combine correlated estimates of a single physical quantity*, Nucl. Instrum. Meth. **A270** (1988) 110.
- [70] R. Nisius, *BLUE: combining correlated estimates of physics observables within ROOT using the Best Linear Unbiased Estimate method*, SoftwareX **11** (2020) 100468, [arXiv:2001.10310](#).
- [71] LHCb collaboration, R. Aaij *et al.*, *Measurement of mixing and CP violation parameters in two-body charm decays*, JHEP **04** (2012) 129, [arXiv:1112.4698](#).
- [72] LHCb collaboration, R. Aaij *et al.*, *Measurements of indirect CP asymmetries in $D^0 \rightarrow K^-K^+$ and $D^0 \rightarrow \pi^-\pi^+$ decays*, Phys. Rev. Lett. **112** (2014) 041801, [arXiv:1310.7201](#).

LHCb collaboration

R. Aaij³², C. Abellán Beteta⁵⁰, T. Ackernley⁶⁰, B. Adeva⁴⁶, M. Adinolfi⁵⁴, H. Afsharnia⁹, C.A. Aidala⁸⁵, S. Aiola²⁵, Z. Ajaltouni⁹, S. Akar⁶⁵, J. Albrecht¹⁵, F. Alessio⁴⁸, M. Alexander⁵⁹, A. Alfonso Alberio⁴⁵, Z. Aliouche⁶², G. Alkhazov³⁸, P. Alvarez Cartelle⁵⁵, S. Amato², Y. Amhis¹¹, L. An⁴⁸, L. Anderlini²², A. Andreianov³⁸, M. Andreotti²¹, F. Archilli¹⁷, A. Artamonov⁴⁴, M. Artuso⁶⁸, K. Arzymatov⁴², E. Aslanides¹⁰, M. Atzeni⁵⁰, B. Audurier¹², S. Bachmann¹⁷, M. Bachmayer⁴⁹, J.J. Back⁵⁶, S. Baker⁶¹, P. Baladron Rodriguez⁴⁶, V. Balagura¹², W. Baldini^{21,48}, J. Baptista Leite¹, R.J. Barlow⁶², S. Barsuk¹¹, W. Barter⁶¹, M. Bartolini²⁴, F. Baryshnikov⁸², J.M. Basels¹⁴, G. Bassi²⁹, B. Batsukh⁶⁸, A. Battig¹⁵, A. Bay⁴⁹, M. Becker¹⁵, F. Bedeschi²⁹, I. Bediaga¹, A. Beiter⁶⁸, V. Belavin⁴², S. Belin²⁷, V. Bellee⁴⁹, K. Belous⁴⁴, I. Belov⁴⁰, I. Belyaev⁴¹, G. Bencivenni²³, E. Ben-Haim¹³, A. Berezhnoy⁴⁰, R. Bernet⁵⁰, D. Berninghoff¹⁷, H.C. Bernstein⁶⁸, C. Bertella⁴⁸, A. Bertolin²⁸, C. Betancourt⁵⁰, F. Betti^{20,d}, I.a. Bezshyiko⁵⁰, S. Bhasin⁵⁴, J. Bhom³⁵, L. Bian⁷³, M.S. Bieker¹⁵, S. Bifani⁵³, P. Billoir¹³, M. Birch⁶¹, F.C.R. Bishop⁵⁵, A. Bitadze⁶², A. Bizzeti^{22,k}, M. Bjørn⁶³, M.P. Blago⁴⁸, T. Blake⁵⁶, F. Blanc⁴⁹, S. Blusk⁶⁸, D. Bobulska⁵⁹, J.A. Boelhaue¹⁵, O. Boente Garcia⁴⁶, T. Boettcher⁶⁴, A. Boldyrev⁸¹, A. Bondar⁴³, N. Bondar^{38,48}, S. Borghi⁶², M. Borisyak⁴², M. Borsato¹⁷, J.T. Borsuk³⁵, S.A. Bouchiba⁴⁹, T.J.V. Bowcock⁶⁰, A. Boyer⁴⁸, C. Bozzi²¹, M.J. Bradley⁶¹, S. Braun⁶⁶, A. Brea Rodriguez⁴⁶, M. Brodski⁴⁸, J. Brodzicka³⁵, A. Brossa Gonzalo⁵⁶, D. Brundu²⁷, A. Buonauro⁵⁰, C. Burr⁴⁸, A. Bursche²⁷, A. Butkevich³⁹, J.S. Butter³², J. Buytaert⁴⁸, W. Byczynski⁴⁸, S. Cadeddu²⁷, H. Cai⁷³, R. Calabrese^{21,f}, L. Calefice^{15,13}, L. Calero Diaz²³, S. Cali²³, R. Calladine⁵³, M. Calvi^{26,j}, M. Calvo Gomez⁸⁴, P. Camargo Magalhaes⁵⁴, A. Camboni^{45,84}, P. Campana²³, A.F. Campoverde Quezada⁶, S. Capelli^{26,j}, L. Capriotti^{20,d}, A. Carbone^{20,d}, G. Carboni³¹, R. Cardinale^{24,h}, A. Cardini²⁷, I. Carli⁴, P. Carniti^{26,j}, L. Carus¹⁴, K. Carvalho Akiba³², A. Casais Vidal⁴⁶, G. Casse⁶⁰, M. Cattaneo⁴⁸, G. Cavallero⁴⁸, S. Celani⁴⁹, J. Cerasoli¹⁰, A.J. Chadwick⁶⁰, M.G. Chapman⁵⁴, M. Charles¹³, Ph. Charpentier⁴⁸, G. Chatzikonstantinidis⁵³, C.A. Chavez Barajas⁶⁰, M. Chefdeville⁸, C. Chen³, S. Chen²⁷, A. Chernov³⁵, V. Chobanova⁴⁶, S. Cholak⁴⁹, M. Chruszcz³⁵, A. Chubykin³⁸, V. Chulikov³⁸, P. Ciambone²³, M.F. Cicala⁵⁶, X. Cid Vidal⁴⁶, G. Ciezarek⁴⁸, P.E.L. Clarke⁵⁸, M. Clemencic⁴⁸, H.V. Cliff⁵⁵, J. Closier⁴⁸, J.L. Cobbedick⁶², V. Coco⁴⁸, J.A.B. Coelho¹¹, J. Cogan¹⁰, E. Cogneras⁹, L. Cojocariu³⁷, P. Collins⁴⁸, T. Colombo⁴⁸, L. Congedo^{19,c}, A. Contu²⁷, N. Cooke⁵³, G. Coombs⁵⁹, G. Corti⁴⁸, C.M. Costa Sobral⁵⁶, B. Couturier⁴⁸, D.C. Craik⁶⁴, J. Crkovačka⁶⁷, M. Cruz Torres¹, R. Currie⁵⁸, C.L. Da Silva⁶⁷, E. Dall'Occo¹⁵, J. Dalseno⁴⁶, C. D'Ambrosio⁴⁸, A. Danilina⁴¹, P. d'Argent⁴⁸, A. Davis⁶², O. De Aguiar Francisco⁶², K. De Bruyn⁷⁸, S. De Capua⁶², M. De Cian⁴⁹, J.M. De Miranda¹, L. De Paula², M. De Serio^{19,c}, D. De Simone⁵⁰, P. De Simone²³, J.A. de Vries⁷⁹, C.T. Dean⁶⁷, D. Decamp⁸, L. Del Buono¹³, B. Delaney⁵⁵, H.-P. Dembinski¹⁵, A. Dendek³⁴, V. Denysenko⁵⁰, D. Derkach⁸¹, O. Deschamps⁹, F. Desse¹¹, F. Dettori^{27,e}, B. Dey⁷³, P. Di Nezza²³, S. Didenko⁸², L. Dieste Maronas⁴⁶, H. Dijkstra⁴⁸, V. Dobishuk⁵², A.M. Donohoe¹⁸, F. Dordei²⁷, A.C. dos Reis¹, L. Douglas⁵⁹, A. Dovbnya⁵¹, A.G. Downes⁸, K. Dreimanis⁶⁰, M.W. Dudek³⁵, L. Dufour⁴⁸, V. Duk⁷⁷, P. Durante⁴⁸, J.M. Durham⁶⁷, D. Dutta⁶², M. Dziewiecki¹⁷, A. Dziurda³⁵, A. Dzyuba³⁸, S. Easo⁵⁷, U. Egede⁶⁹, V. Egorychev⁴¹, S. Eidelman^{43,v}, S. Eisenhardt⁵⁸, S. Ek-In⁴⁹, L. Eklund^{59,w}, S. Ely⁶⁸, A. Ene³⁷, E. Epple⁶⁷, S. Escher¹⁴, J. Eschle⁵⁰, S. Esen³², T. Evans⁴⁸, A. Falabella²⁰, J. Fan³, Y. Fan⁶, B. Fang⁷³, S. Farry⁶⁰, D. Fazzini^{26,j}, P. Fedin⁴¹, M. Féo⁴⁸, P. Fernandez Declara⁴⁸, A. Fernandez Prieto⁴⁶, J.M. Fernandez-tenllado Arribas⁴⁵, F. Ferrari^{20,d}, L. Ferreira Lopes⁴⁹, F. Ferreira Rodrigues², S. Ferreres Sole³², M. Ferrillo⁵⁰, M. Ferro-Luzzi⁴⁸, S. Filippov³⁹, R.A. Fini¹⁹, M. Fiorini^{21,f}, M. Firlej³⁴, K.M. Fischer⁶³, C. Fitzpatrick⁶², T. Fiutowski³⁴, F. Fleuret¹², M. Fontana¹³, F. Fontanelli^{24,h}, R. Forty⁴⁸, V. Franco Lima⁶⁰, M. Franco Sevilla⁶⁶, M. Frank⁴⁸, E. Franzoso²¹, G. Frau¹⁷, C. Frei⁴⁸, D.A. Friday⁵⁹, J. Fu²⁵, Q. Fuehring¹⁵, W. Funk⁴⁸, E. Gabriel³²,

T. Gaintseva⁴², A. Gallas Torreira⁴⁶, D. Galli^{20,d}, S. Gambetta^{58,48}, Y. Gan³, M. Gandelman²,
 P. Gandini²⁵, Y. Gao⁵, M. Garau²⁷, L.M. Garcia Martin⁵⁶, P. Garcia Moreno⁴⁵,
 J. García Pardiñas^{26,j}, B. Garcia Plana⁴⁶, F.A. Garcia Rosales¹², L. Garrido⁴⁵, C. Gaspar⁴⁸,
 R.E. Geertsema³², D. Gerick¹⁷, L.L. Gerken¹⁵, E. Gersabeck⁶², M. Gersabeck⁶², T. Gershon⁵⁶,
 D. Gerstel¹⁰, Ph. Ghez⁸, V. Gibson⁵⁵, H.K. Giezma³⁶, M. Giovannetti^{23,p}, A. Gioventù⁴⁶,
 P. Gironella Gironell⁴⁵, L. Giubega³⁷, C. Giugliano^{21,f,48}, K. Gizdov⁵⁸, E.L. Gkougkousis⁴⁸,
 V.V. Gligorov¹³, C. Göbel⁷⁰, E. Golobardes⁸⁴, D. Golubkov⁴¹, A. Golutvin^{61,82}, A. Gomes^{1,a},
 S. Gomez Fernandez⁴⁵, F. Goncalves Abrantes⁶³, M. Goncerz³⁵, G. Gong³, P. Gorbounov⁴¹,
 I.V. Gorelov⁴⁰, C. Gotti²⁶, E. Govorkova⁴⁸, J.P. Grabowski¹⁷, R. Graciani Diaz⁴⁵,
 T. Grammatico¹³, L.A. Granado Cardoso⁴⁸, E. Graugés⁴⁵, E. Graverini⁴⁹, G. Graziani²²,
 A. Grecu³⁷, L.M. Greeven³², P. Griffith^{21,f}, L. Grillo⁶², S. Gromov⁸², B.R. Gruberg Cazon⁶³,
 C. Gu³, M. Guarise²¹, P. A. Günther¹⁷, E. Gushchin³⁹, A. Guth¹⁴, Y. Guz^{44,48}, T. Gys⁴⁸,
 T. Hadavizadeh⁶⁹, G. Haefeli⁴⁹, C. Haen⁴⁸, J. Haimberger⁴⁸, T. Halewood-leagas⁶⁰,
 P.M. Hamilton⁶⁶, Q. Han⁷, X. Han¹⁷, T.H. Hancock⁶³, S. Hansmann-Menzemer¹⁷, N. Harnew⁶³,
 T. Harrison⁶⁰, C. Hasse⁴⁸, M. Hatch⁴⁸, J. He^{6,b}, M. Hecker⁶¹, K. Heijhoff³², K. Heinicke¹⁵,
 A.M. Hennequin⁴⁸, K. Hennessy⁶⁰, L. Henry^{25,47}, J. Heuel¹⁴, A. Hicheur², D. Hill⁴⁹, M. Hilton⁶²,
 S.E. Hollitt¹⁵, J. Hu¹⁷, J. Hu⁷², W. Hu⁷, W. Huang⁶, X. Huang⁷³, W. Hulsbergen³²,
 R.J. Hunter⁵⁶, M. Hushchyn⁸¹, D. Hutchcroft⁶⁰, D. Hynds³², P. Ibis¹⁵, M. Idzik³⁴, D. Ilin³⁸,
 P. Ilten⁶⁵, A. Inglessi³⁸, A. Ishteev⁸², K. Ivshin³⁸, R. Jacobsson⁴⁸, S. Jakobsen⁴⁸, E. Jans³²,
 B.K. Jashal⁴⁷, A. Jawahery⁶⁶, V. Jevtic¹⁵, M. Jezabek³⁵, F. Jiang³, M. John⁶³, D. Johnson⁴⁸,
 C.R. Jones⁵⁵, T.P. Jones⁵⁶, B. Jost⁴⁸, N. Jurik⁴⁸, S. Kandybei⁵¹, Y. Kang³, M. Karacson⁴⁸,
 M. Karpov⁸¹, N. Kazeev⁸¹, F. Keizer^{55,48}, M. Kenzie⁵⁶, T. Ketel³³, B. Khanji¹⁵, A. Kharisova⁸³,
 S. Kholodenko⁴⁴, K.E. Kim⁶⁸, T. Kirn¹⁴, V.S. Kirsebom⁴⁹, O. Kitouni⁶⁴, S. Klaver³²,
 K. Klimaszewski³⁶, S. Koliiev⁵², A. Kondybayeva⁸², A. Konoplyannikov⁴¹, P. Kopciwicz³⁴,
 R. Kopecna¹⁷, P. Koppenburg³², M. Korolev⁴⁰, I. Kostiuk^{32,52}, O. Kot⁵², S. Kotriakhova^{38,30},
 P. Kravchenko³⁸, L. Kravchuk³⁹, R.D. Krawczyk⁴⁸, M. Kreps⁵⁶, F. Kress⁶¹, S. Kretzschmar¹⁴,
 P. Krokovny^{43,v}, W. Krupa³⁴, W. Krzemien³⁶, W. Kucewicz^{35,t}, M. Kucharczyk³⁵,
 V. Kudryavtsev^{43,v}, H.S. Kuindersma³², G.J. Kunde⁶⁷, T. Kvaratskheliya⁴¹, D. Lacarrere⁴⁸,
 G. Lafferty⁶², A. Lai²⁷, A. Lampis²⁷, D. Lancierini⁵⁰, J.J. Lane⁶², R. Lane⁵⁴, G. Lanfranchi²³,
 C. Langenbruch¹⁴, J. Langer¹⁵, O. Lantwin^{50,82}, T. Latham⁵⁶, F. Lazzari^{29,g}, R. Le Gac¹⁰,
 S.H. Lee⁸⁵, R. Lefèvre⁹, A. Leflat⁴⁰, S. Legotin⁸², O. Leroy¹⁰, T. Lesiak³⁵, B. Leverington¹⁷,
 H. Li⁷², L. Li⁶³, P. Li¹⁷, Y. Li⁴, Y. Li⁴, Z. Li⁶⁸, X. Liang⁶⁸, T. Lin⁶¹, R. Lindner⁴⁸,
 V. Lisovskyi¹⁵, R. Litvinov²⁷, G. Liu⁷², H. Liu⁶, S. Liu⁴, X. Liu³, A. Loi²⁷, J. Lomba Castro⁴⁶,
 I. Longstaff⁵⁹, J.H. Lopes², G.H. Lovell⁵⁵, Y. Lu⁴, D. Lucchesi^{28,l}, S. Luchuk³⁹,
 M. Lucio Martinez³², V. Lukashenko³², Y. Luo³, A. Lupato⁶², E. Luppi^{21,f}, O. Lupton⁵⁶,
 A. Lusiani^{29,m}, X. Lyu⁶, L. Ma⁴, S. Maccolini^{20,d}, F. Machefert¹¹, F. Maciuc³⁷, V. Macko⁴⁹,
 P. Mackowiak¹⁵, S. Maddrell-Mander⁵⁴, O. Madejczyk³⁴, L.R. Madhan Mohan⁵⁴, O. Maev³⁸,
 A. Maevskiy⁸¹, D. Maisuzenko³⁸, M.W. Majewski³⁴, J.J. Malczewski³⁵, S. Malde⁶³,
 B. Malecki⁴⁸, A. Malinin⁸⁰, T. Maltsev^{43,v}, H. Malygina¹⁷, G. Manca^{27,e}, G. Mancinelli¹⁰,
 R. Manera Escalero⁴⁵, D. Manuzzi^{20,d}, D. Marangotto^{25,i}, J. Maratas^{9,s}, J.F. Marchand⁸,
 U. Marconi²⁰, S. Mariani^{22,g,48}, C. Marin Benito¹¹, M. Marinangeli⁴⁹, P. Marino^{49,m}, J. Marks¹⁷,
 P.J. Marshall⁶⁰, G. Martellotti³⁰, L. Martinazzoli^{48,j}, M. Martinelli^{26,j}, D. Martinez Santos⁴⁶,
 F. Martinez Vidal⁴⁷, A. Massafferri¹, M. Materok¹⁴, R. Matev⁴⁸, A. Mathad⁵⁰, Z. Mathe⁴⁸,
 V. Matiunin⁴¹, C. Matteuzzi²⁶, K.R. Mattioli⁸⁵, A. Mauri³², E. Maurice¹², J. Mauricio⁴⁵,
 M. Mazurek⁴⁸, M. McCann⁶¹, L. McConnell¹⁸, T.H. Mcgrath⁶², A. McNab⁶², R. McNulty¹⁸,
 J.V. Mead⁶⁰, B. Meadows⁶⁵, C. Meaux¹⁰, G. Meier¹⁵, N. Meinert⁷⁶, D. Melnychuk³⁶,
 S. Meloni^{26,j}, M. Merk^{32,79}, A. Merli²⁵, L. Meyer Garcia², M. Mikhasenko⁴⁸, D.A. Milanese⁷⁴,
 E. Millard⁵⁶, M. Milovanovic⁴⁸, M.-N. Minard⁸, L. Minzoni^{21,f}, S.E. Mitchell⁵⁸, B. Mitreska⁶²,
 D.S. Mitzel⁴⁸, A. Mödden¹⁵, R.A. Mohammed⁶³, R.D. Moise⁶¹, T. Mombächer¹⁵,
 I.A. Monroy⁷⁴, S. Monteil⁹, M. Morandin²⁸, G. Morello²³, M.J. Morello^{29,m}, J. Moron³⁴,

A.B. Morris⁷⁵, A.G. Morris⁵⁶, R. Mountain⁶⁸, H. Mu³, F. Muheim^{58,48}, M. Mukherjee⁷,
 M. Mulder⁴⁸, D. Müller⁴⁸, K. Müller⁵⁰, C.H. Murphy⁶³, D. Murray⁶², P. Muzzetto^{27,48},
 P. Naik⁵⁴, T. Nakada⁴⁹, R. Nandakumar⁵⁷, T. Nanut⁴⁹, I. Nasteva², M. Needham⁵⁸, I. Neri²¹,
 N. Neri^{25,i}, S. Neubert⁷⁵, N. Neufeld⁴⁸, R. Newcombe⁶¹, T.D. Nguyen⁴⁹, C. Nguyen-Mau^{49,x},
 E.M. Niel¹¹, S. Nieswand¹⁴, N. Nikitin⁴⁰, N.S. Nolte⁴⁸, C. Nunez⁸⁵, A. Oblakowska-Mucha³⁴,
 V. Obraztsov⁴⁴, D.P. O’Hanlon⁵⁴, R. Oldeman^{27,e}, M.E. Olivares⁶⁸, C.J.G. Onderwater⁷⁸,
 A. Ossowska³⁵, J.M. Otalora Goicochea², T. Ovsianikova⁴¹, P. Owen⁵⁰, A. Oyanguren⁴⁷,
 B. Pagare⁵⁶, P.R. Pais⁴⁸, T. Pajero^{29,m,48}, A. Palano¹⁹, M. Palutan²³, Y. Pan⁶², G. Panshin⁸³,
 A. Papanestis⁵⁷, M. Pappagallo^{19,c}, L.L. Pappalardo^{21,f}, C. Pappenheimer⁶⁵, W. Parker⁶⁶,
 C. Parkes⁶², C.J. Parkinson⁴⁶, B. Passalacqua²¹, G. Passaleva²², A. Pastore¹⁹, M. Patel⁶¹,
 C. Patrignani^{20,d}, C.J. Pawley⁷⁹, A. Pearce⁴⁸, A. Pellegrino³², M. Pepe Altarelli⁴⁸,
 S. Perazzini²⁰, D. Pereima⁴¹, P. Perret⁹, K. Petridis⁵⁴, A. Petrolini^{24,h}, A. Petrov⁸⁰,
 S. Petrucci⁵⁸, M. Petruzzo²⁵, T.T.H. Pham⁶⁸, A. Philippov⁴², L. Pica^{29,m}, M. Piccini⁷⁷,
 B. Pietrzyk⁸, G. Pietrzyk⁴⁹, M. Pili⁶³, D. Pinci³⁰, F. Pisani⁴⁸, A. Piucci¹⁷, Resmi P.K¹⁰,
 V. Placinta³⁷, J. Plews⁵³, M. Plo Casasus⁴⁶, F. Polci¹³, M. Poli Lener²³, M. Poliakov⁶⁸,
 A. Poluektov¹⁰, N. Polukhina^{82,u}, I. Polyakov⁶⁸, E. Polycarpo², G.J. Pomery⁵⁴, S. Ponce⁴⁸,
 D. Popov^{6,48}, S. Popov⁴², S. Poslavskii⁴⁴, K. Prasanth³⁵, L. Promberger⁴⁸, C. Prouve⁴⁶,
 V. Pugatch⁵², H. Pullen⁶³, G. Punzi^{29,n}, W. Qian⁶, J. Qin⁶, R. Quagliani¹³, B. Quintana⁸,
 N.V. Raab¹⁸, R.I. Rabadan Trejo¹⁰, B. Rachwal³⁴, J.H. Rademacker⁵⁴, M. Rama²⁹,
 M. Ramos Pernas⁵⁶, M.S. Rangel², F. Ratnikov^{42,81}, G. Raven³³, M. Reboud⁸, F. Redi⁴⁹,
 F. Reiss¹³, C. Remon Alepuz⁴⁷, Z. Ren³, V. Renaudin⁶³, R. Ribatti²⁹, S. Ricciardi⁵⁷,
 K. Rinnert⁶⁰, P. Robbe¹¹, A. Robert¹³, G. Robertson⁵⁸, A.B. Rodrigues⁴⁹, E. Rodrigues⁶⁰,
 J.A. Rodriguez Lopez⁷⁴, A. Rollings⁶³, P. Roloff⁴⁸, V. Romanovskiy⁴⁴, M. Romero Lamas⁴⁶,
 A. Romero Vidal⁴⁶, J.D. Roth⁸⁵, M. Rotondo²³, M.S. Rudolph⁶⁸, T. Ruf⁴⁸, J. Ruiz Vidal⁴⁷,
 A. Ryzhikov⁸¹, J. Ryzka³⁴, J.J. Saborido Silva⁴⁶, N. Sagidova³⁸, N. Sahoo⁵⁶, B. Saitta^{27,e},
 D. Sanchez Gonzalo⁴⁵, C. Sanchez Gras³², R. Santacesaria³⁰, C. Santamarina Rios⁴⁶,
 M. Santimaria²³, E. Santovetti^{31,p}, D. Saranin⁸², G. Sarpis⁵⁹, M. Sarpis⁷⁵, A. Sarti³⁰,
 C. Satriano^{30,o}, A. Satta³¹, M. Saur¹⁵, D. Savrina^{41,40}, H. Sazak⁹, L.G. Scantlebury Smead⁶³,
 S. Schael¹⁴, M. Schellenberg¹⁵, M. Schiller⁵⁹, H. Schindler⁴⁸, M. Schmelling¹⁶, B. Schmidt⁴⁸,
 O. Schneider⁴⁹, A. Schopper⁴⁸, M. Schubiger³², S. Schulte⁴⁹, M.H. Schune¹¹, R. Schwemmer⁴⁸,
 B. Sciascia²³, A. Sciubba²³, S. Sellam⁴⁶, A. Semennikov⁴¹, M. Senghi Soares³³, A. Sergi^{24,48},
 N. Serra⁵⁰, L. Sestini²⁸, A. Seuthe¹⁵, P. Seyfert⁴⁸, D.M. Shangase⁸⁵, M. Shapkin⁴⁴,
 I. Shchemerov⁸², L. Shchutska⁴⁹, T. Shears⁶⁰, L. Shekhtman^{43,v}, Z. Shen⁵, V. Shevchenko⁸⁰,
 E.B. Shields^{26,j}, E. Shmanin⁸², J.D. Shupperd⁶⁸, B.G. Siddi²¹, R. Silva Coutinho⁵⁰, G. Simi²⁸,
 S. Simone^{19,c}, N. Skidmore⁶², T. Skwarnicki⁶⁸, M.W. Slater⁵³, I. Slazyk^{21,f}, J.C. Smallwood⁶³,
 J.G. Smeaton⁵⁵, A. Smetkina⁴¹, E. Smith¹⁴, M. Smith⁶¹, A. Snoch³², M. Soares²⁰,
 L. Soares Lavra⁹, M.D. Sokoloff⁶⁵, F.J.P. Soler⁵⁹, A. Solovov³⁸, I. Solovye³⁸,
 F.L. Souza De Almeida², B. Souza De Paula², B. Spaan¹⁵, E. Spadaro Norella^{25,i}, P. Spradlin⁵⁹,
 F. Stagni⁴⁸, M. Stahl⁶⁵, S. Stahl⁴⁸, P. Stefko⁴⁹, O. Steinkamp^{50,82}, S. Stemmler¹⁷, O. Stenyakin⁴⁴,
 H. Stevens¹⁵, S. Stone⁶⁸, M.E. Stramaglia⁴⁹, M. Straticiu³⁷, D. Strelakina⁸², F. Suljik⁶³,
 J. Sun²⁷, L. Sun⁷³, Y. Sun⁶⁶, P. Svihra⁶², P.N. Swallow⁵³, K. Swientek³⁴, A. Szabelski³⁶,
 T. Szumlak³⁴, M. Szymanski⁴⁸, S. Taneja⁶², F. Teubert⁴⁸, E. Thomas⁴⁸, K.A. Thomson⁶⁰,
 M.J. Tilley⁶¹, V. Tisserand⁹, S. T’Jampens⁸, M. Tobin⁴, S. Tol⁴⁸, L. Tomassetti^{21,f},
 D. Torres Machado¹, D.Y. Tou¹³, M. Traill⁵⁹, M.T. Tran⁴⁹, E. Trifonova⁸², C. Trippl⁴⁹,
 G. Tuci^{29,n}, A. Tully⁴⁹, N. Tuning^{32,48}, A. Ukleja³⁶, D.J. Unverzagt¹⁷, E. Ursov⁸², A. Usachov³²,
 A. Ustyuzhanin^{42,81}, U. Uwer¹⁷, A. Vagner⁸³, V. Vagnoni²⁰, A. Valassi⁴⁸, G. Valenti²⁰,
 N. Valls Canudas⁴⁵, M. van Beuzekom³², M. Van Dijk⁴⁹, E. van Herwijnen⁸², C.B. Van Hulse¹⁸,
 M. van Veghel⁷⁸, R. Vazquez Gomez⁴⁶, P. Vazquez Regueiro⁴⁶, C. Vázquez Sierra⁴⁸, S. Vecchi²¹,
 J.J. Velthuis⁵⁴, M. Veltri^{22,r}, A. Venkateswaran⁶⁸, M. Veronesi³², M. Vesterinen⁵⁶, D. Vieira⁶⁵,
 M. Vieites Diaz⁴⁹, H. Viemann⁷⁶, X. Vilasis-Cardona⁸⁴, E. Vilella Figueras⁶⁰, P. Vincent¹³,

G. Vitali²⁹, A. Vollhardt⁵⁰, D. Vom Bruch¹⁰, A. Vorobyev³⁸, V. Vorobyev^{43,v}, N. Voropaev³⁸, R. Waldi⁷⁶, J. Walsh²⁹, C. Wang¹⁷, J. Wang⁵, J. Wang⁴, J. Wang³, J. Wang⁷³, M. Wang³, R. Wang⁵⁴, Y. Wang⁷, Z. Wang⁵⁰, H.M. Wark⁶⁰, N.K. Watson⁵³, S.G. Weber¹³, D. Websdale⁶¹, C. Weisser⁶⁴, B.D.C. Westhenry⁵⁴, D.J. White⁶², M. Whitehead⁵⁴, D. Wiedner¹⁵, G. Wilkinson⁶³, M. Wilkinson⁶⁸, I. Williams⁵⁵, M. Williams^{64,69}, M.R.J. Williams⁵⁸, F.F. Wilson⁵⁷, W. Wislicki³⁶, M. Witek³⁵, L. Witola¹⁷, G. Wormser¹¹, S.A. Wotton⁵⁵, H. Wu⁶⁸, K. Wyllie⁴⁸, Z. Xiang⁶, D. Xiao⁷, Y. Xie⁷, A. Xu⁵, J. Xu⁶, L. Xu³, M. Xu⁷, Q. Xu⁶, Z. Xu⁵, Z. Xu⁶, D. Yang³, Y. Yang⁶, Z. Yang³, Z. Yang⁶⁶, Y. Yao⁶⁸, L.E. Yeomans⁶⁰, H. Yin⁷, J. Yu⁷¹, X. Yuan⁶⁸, O. Yushchenko⁴⁴, E. Zaffaroni⁴⁹, K.A. Zarebski⁵³, M. Zavertyaev^{16,u}, M. Zdybal³⁵, O. Zenaiev⁴⁸, M. Zeng³, D. Zhang⁷, L. Zhang³, S. Zhang⁵, Y. Zhang⁵, Y. Zhang⁶³, A. Zhelezov¹⁷, Y. Zheng⁶, X. Zhou⁶, Y. Zhou⁶, X. Zhu³, V. Zhukov^{14,40}, J.B. Zonneveld⁵⁸, S. Zucchelli^{20,d}, D. Zuliani²⁸, G. Zunica⁶².

¹*Centro Brasileiro de Pesquisas Físicas (CBPF), Rio de Janeiro, Brazil*

²*Universidade Federal do Rio de Janeiro (UFRJ), Rio de Janeiro, Brazil*

³*Center for High Energy Physics, Tsinghua University, Beijing, China*

⁴*Institute Of High Energy Physics (IHEP), Beijing, China*

⁵*School of Physics State Key Laboratory of Nuclear Physics and Technology, Peking University, Beijing, China*

⁶*University of Chinese Academy of Sciences, Beijing, China*

⁷*Institute of Particle Physics, Central China Normal University, Wuhan, Hubei, China*

⁸*Univ. Savoie Mont Blanc, CNRS, IN2P3-LAPP, Annecy, France*

⁹*Université Clermont Auvergne, CNRS/IN2P3, LPC, Clermont-Ferrand, France*

¹⁰*Aix Marseille Univ, CNRS/IN2P3, CPPM, Marseille, France*

¹¹*Université Paris-Saclay, CNRS/IN2P3, IJCLab, Orsay, France*

¹²*Laboratoire Leprince-Ringuet, CNRS/IN2P3, Ecole Polytechnique, Institut Polytechnique de Paris, Palaiseau, France*

¹³*LPNHE, Sorbonne Université, Paris Diderot Sorbonne Paris Cité, CNRS/IN2P3, Paris, France*

¹⁴*I. Physikalisches Institut, RWTH Aachen University, Aachen, Germany*

¹⁵*Fakultät Physik, Technische Universität Dortmund, Dortmund, Germany*

¹⁶*Max-Planck-Institut für Kernphysik (MPIK), Heidelberg, Germany*

¹⁷*Physikalisches Institut, Ruprecht-Karls-Universität Heidelberg, Heidelberg, Germany*

¹⁸*School of Physics, University College Dublin, Dublin, Ireland*

¹⁹*INFN Sezione di Bari, Bari, Italy*

²⁰*INFN Sezione di Bologna, Bologna, Italy*

²¹*INFN Sezione di Ferrara, Ferrara, Italy*

²²*INFN Sezione di Firenze, Firenze, Italy*

²³*INFN Laboratori Nazionali di Frascati, Frascati, Italy*

²⁴*INFN Sezione di Genova, Genova, Italy*

²⁵*INFN Sezione di Milano, Milano, Italy*

²⁶*INFN Sezione di Milano-Bicocca, Milano, Italy*

²⁷*INFN Sezione di Cagliari, Monserrato, Italy*

²⁸*Università degli Studi di Padova, Università e INFN, Padova, Padova, Italy*

²⁹*INFN Sezione di Pisa, Pisa, Italy*

³⁰*INFN Sezione di Roma La Sapienza, Roma, Italy*

³¹*INFN Sezione di Roma Tor Vergata, Roma, Italy*

³²*Nikhef National Institute for Subatomic Physics, Amsterdam, Netherlands*

³³*Nikhef National Institute for Subatomic Physics and VU University Amsterdam, Amsterdam, Netherlands*

³⁴*AGH - University of Science and Technology, Faculty of Physics and Applied Computer Science, Kraków, Poland*

³⁵*Henryk Niewodniczanski Institute of Nuclear Physics Polish Academy of Sciences, Kraków, Poland*

³⁶*National Center for Nuclear Research (NCBJ), Warsaw, Poland*

³⁷*Horia Hulubei National Institute of Physics and Nuclear Engineering, Bucharest-Magurele, Romania*

³⁸*Petersburg Nuclear Physics Institute NRC Kurchatov Institute (PNPI NRC KI), Gatchina, Russia*

- ³⁹*Institute for Nuclear Research of the Russian Academy of Sciences (INR RAS), Moscow, Russia*
- ⁴⁰*Institute of Nuclear Physics, Moscow State University (SINP MSU), Moscow, Russia*
- ⁴¹*Institute of Theoretical and Experimental Physics NRC Kurchatov Institute (ITEP NRC KI), Moscow, Russia*
- ⁴²*Yandex School of Data Analysis, Moscow, Russia*
- ⁴³*Budker Institute of Nuclear Physics (SB RAS), Novosibirsk, Russia*
- ⁴⁴*Institute for High Energy Physics NRC Kurchatov Institute (IHEP NRC KI), Protvino, Russia, Protvino, Russia*
- ⁴⁵*ICCUB, Universitat de Barcelona, Barcelona, Spain*
- ⁴⁶*Instituto Galego de Física de Altas Enerxías (IGFAE), Universidade de Santiago de Compostela, Santiago de Compostela, Spain*
- ⁴⁷*Instituto de Física Corpuscular, Centro Mixto Universidad de Valencia - CSIC, Valencia, Spain*
- ⁴⁸*European Organization for Nuclear Research (CERN), Geneva, Switzerland*
- ⁴⁹*Institute of Physics, Ecole Polytechnique Fédérale de Lausanne (EPFL), Lausanne, Switzerland*
- ⁵⁰*Physik-Institut, Universität Zürich, Zürich, Switzerland*
- ⁵¹*NSC Kharkiv Institute of Physics and Technology (NSC KIPT), Kharkiv, Ukraine*
- ⁵²*Institute for Nuclear Research of the National Academy of Sciences (KINR), Kyiv, Ukraine*
- ⁵³*University of Birmingham, Birmingham, United Kingdom*
- ⁵⁴*H.H. Wills Physics Laboratory, University of Bristol, Bristol, United Kingdom*
- ⁵⁵*Cavendish Laboratory, University of Cambridge, Cambridge, United Kingdom*
- ⁵⁶*Department of Physics, University of Warwick, Coventry, United Kingdom*
- ⁵⁷*STFC Rutherford Appleton Laboratory, Didcot, United Kingdom*
- ⁵⁸*School of Physics and Astronomy, University of Edinburgh, Edinburgh, United Kingdom*
- ⁵⁹*School of Physics and Astronomy, University of Glasgow, Glasgow, United Kingdom*
- ⁶⁰*Oliver Lodge Laboratory, University of Liverpool, Liverpool, United Kingdom*
- ⁶¹*Imperial College London, London, United Kingdom*
- ⁶²*Department of Physics and Astronomy, University of Manchester, Manchester, United Kingdom*
- ⁶³*Department of Physics, University of Oxford, Oxford, United Kingdom*
- ⁶⁴*Massachusetts Institute of Technology, Cambridge, MA, United States*
- ⁶⁵*University of Cincinnati, Cincinnati, OH, United States*
- ⁶⁶*University of Maryland, College Park, MD, United States*
- ⁶⁷*Los Alamos National Laboratory (LANL), Los Alamos, United States*
- ⁶⁸*Syracuse University, Syracuse, NY, United States*
- ⁶⁹*School of Physics and Astronomy, Monash University, Melbourne, Australia, associated to ⁵⁶*
- ⁷⁰*Pontifícia Universidade Católica do Rio de Janeiro (PUC-Rio), Rio de Janeiro, Brazil, associated to ²*
- ⁷¹*Physics and Micro Electronic College, Hunan University, Changsha City, China, associated to ⁷*
- ⁷²*Guangdong Provincial Key Laboratory of Nuclear Science, Institute of Quantum Matter, South China Normal University, Guangzhou, China, associated to ³*
- ⁷³*School of Physics and Technology, Wuhan University, Wuhan, China, associated to ³*
- ⁷⁴*Departamento de Física, Universidad Nacional de Colombia, Bogota, Colombia, associated to ¹³*
- ⁷⁵*Universität Bonn - Helmholtz-Institut für Strahlen und Kernphysik, Bonn, Germany, associated to ¹⁷*
- ⁷⁶*Institut für Physik, Universität Rostock, Rostock, Germany, associated to ¹⁷*
- ⁷⁷*INFN Sezione di Perugia, Perugia, Italy, associated to ²¹*
- ⁷⁸*Van Swinderen Institute, University of Groningen, Groningen, Netherlands, associated to ³²*
- ⁷⁹*Universiteit Maastricht, Maastricht, Netherlands, associated to ³²*
- ⁸⁰*National Research Centre Kurchatov Institute, Moscow, Russia, associated to ⁴¹*
- ⁸¹*National Research University Higher School of Economics, Moscow, Russia, associated to ⁴²*
- ⁸²*National University of Science and Technology "MISIS", Moscow, Russia, associated to ⁴¹*
- ⁸³*National Research Tomsk Polytechnic University, Tomsk, Russia, associated to ⁴¹*
- ⁸⁴*DS4DS, La Salle, Universitat Ramon Llull, Barcelona, Spain, associated to ⁴⁵*
- ⁸⁵*University of Michigan, Ann Arbor, United States, associated to ⁶⁸*

^a*Universidade Federal do Triângulo Mineiro (UFMT), Uberaba-MG, Brazil*

^b*Hangzhou Institute for Advanced Study, UCAS, Hangzhou, China*

^c*Università di Bari, Bari, Italy*

^d*Università di Bologna, Bologna, Italy*

^e*Università di Cagliari, Cagliari, Italy*

- ^f *Università di Ferrara, Ferrara, Italy*
^g *Università di Firenze, Firenze, Italy*
^h *Università di Genova, Genova, Italy*
ⁱ *Università degli Studi di Milano, Milano, Italy*
^j *Università di Milano Bicocca, Milano, Italy*
^k *Università di Modena e Reggio Emilia, Modena, Italy*
^l *Università di Padova, Padova, Italy*
^m *Scuola Normale Superiore, Pisa, Italy*
ⁿ *Università di Pisa, Pisa, Italy*
^o *Università della Basilicata, Potenza, Italy*
^p *Università di Roma Tor Vergata, Roma, Italy*
^q *Università di Siena, Siena, Italy*
^r *Università di Urbino, Urbino, Italy*
^s *MSU - Iligan Institute of Technology (MSU-IIT), Iligan, Philippines*
^t *AGH - University of Science and Technology, Faculty of Computer Science, Electronics and Telecommunications, Kraków, Poland*
^u *P.N. Lebedev Physical Institute, Russian Academy of Science (LPI RAS), Moscow, Russia*
^v *Novosibirsk State University, Novosibirsk, Russia*
^w *Department of Physics and Astronomy, Uppsala University, Uppsala, Sweden*
^x *Hanoi University of Science, Hanoi, Vietnam*