

Implications for First-Order Cosmological Phase Transitions from the Third LIGO-Virgo Observing Run

Alba Romero,¹ Katarina Martinovic,² Thomas A. Callister,³ Huai-Ke Guo,⁴
Mario Martínez,^{1,5} Mairi Sakellariadou,^{2,6} Feng-Wei Yang,⁷ and Yue Zhao⁷

¹*Institut de Física d'Altes Energies (IFAE), Barcelona Institute of Science and Technology, E-08193 Barcelona, Spain*

²*Theoretical Particle Physics and Cosmology Group, Physics Department,
King's College London, University of London,
Strand, London WC2R 2LS, United Kingdom*

³*Center for Computational Astrophysics, Flatiron Institute, New York, New York 10010, USA*

⁴*Department of Physics and Astronomy, University of Oklahoma, Norman, Oklahoma 73019, USA*

⁵*Catalan Institution for Research and Advanced Studies (ICREA), E-08010 Barcelona, Spain*

⁶*Theoretical Physics Department, CERN, Geneva, Switzerland*

⁷*Department of Physics and Astronomy, University of Utah, Salt Lake City, Utah 84112, USA*

We place constraints on the normalized energy density in gravitational waves from first-order strong phase transitions using data from Advanced LIGO and Virgo's first, second and third observing runs. First, adopting a broken power law model, we place 95% confidence level upper limits simultaneously on the gravitational-wave energy density at 25 Hz from unresolved compact binary mergers, $\Omega_{\text{CBC}} < 6.1 \times 10^{-9}$, and strong first-order phase transitions, $\Omega_{\text{BPL}} < 4.4 \times 10^{-9}$. The inclusion of the former is necessary since we expect this astrophysical signal to be the foreground of any detected spectrum. We then consider two more complex phenomenological models, limiting at 25 Hz the gravitational-wave background due to bubble collisions to $\Omega_{\text{pt}} < 5.0 \times 10^{-9}$ and the background due to sound waves to $\Omega_{\text{pt}} < 5.8 \times 10^{-9}$ at 95% confidence level for phase transitions occurring at temperatures above 10^8 GeV.

DOI: 10.1103/PhysRevLett.126.151301

Introduction.— The Advanced LIGO [1] and Advanced Virgo [2] detection of gravitational waves (GWs) from compact binary coalescences (CBCs) [3] offers a novel and powerful tool in understanding our universe and its evolution. We have detected CBCs, and before the detectors reach their designed sensitivity we may detect a stochastic gravitational-wave background (SGWB) produced by many weak, independent and unresolved sources of cosmological or astrophysical origin [4–6]. Among the former, phase transitions occurring in the early universe, is one of the plausible mechanisms leading to a SGWB.

The universe might have undergone a series of phase transitions (see, e.g., Refs. [7, 8]). In the case of a first-order phase transition (FOPT), once the temperature drops below a critical value, the universe transitions from a meta-stable phase to a stable one, through a sequence of bubble nucleation, growth, and merger. During this process, a SGWB is expected to be generated [9, 10].

Many compelling extensions of the standard model predict strong FOPTs, e.g., grand unification models [11–13], supersymmetric models [14–19], extra dimensions [20, 21], composite Higgs models [22–28] and models with an extended Higgs sector (see, e.g., Refs. [29, 30]). Generally there might exist symmetries beyond the ones of the standard model, which are spontaneously broken through a FOPT; for example the Peccei-Quinn symme-

try [31–35], the $B-L$ symmetry [36–39], or the left-right symmetry [40]. The nature of cosmological phase transitions depends strongly on the particle physics model at high energy scales.

The SGWB sourced by a FOPT spans a wide frequency range. The peak frequency is mainly determined by the temperature T_{pt} at which the FOPT occurs. Interestingly, if $T_{\text{pt}} \sim (10^7 - 10^{10})$ GeV – an energy scale not accessible by any existing terrestrial accelerators – the produced SGWB is within the frequency range of Advanced LIGO and Advanced Virgo [41, 42]. Such an energy scale is well-supported by either the Peccei-Quinn axion model [43], which solves the strong CP problem and provides a dark matter candidate, or high-scale supersymmetry models [44–46], among others. Especially, for axionlike particles, the upper end of the T_{pt} we probe is at the energy scale where astrophysical constraints, such as stellar cooling, lose their sensitivities [47]. In addition, the lower end of the T_{pt} fits well in minisplit SUSY models where the Higgs mass is explained.

The well-motivated SGWB search is performed by cross-correlating strain data from different GW detectors [4, 48]. No SGWB signal has been observed in the last three observation periods (O1-O3) of the LIGO/Virgo/KAGRA Collaboration (LVKC) [49]. Nevertheless, one can use the data to constrain the energy

density of gravitational waves, and consequently the underlying particle physics models. This is the aim of this Letter.

SGWB from phase transitions.— In a FOPT, it is well established that GW can be produced by mainly three sources: bubble collisions, sound waves, and magnetohydrodynamic turbulence (see, e.g., Refs. [8, 50–52] for recent reviews). The GWs thus produced is a SGWB, described by the energy density spectrum: $\Omega_{\text{GW}}(f) = d\rho_{\text{GW}}/(\rho_c d \ln f)$ with ρ_c the present critical energy density $\rho_c = 3c^2 H_0^2/(8\pi G)$. Each spectrum can be well approximated by a broken power law, with its peak frequency determined by the typical length scale at the transition, the mean bubble separation R_{pt} which is related to the inverse time duration of the transition β , and also by the amount of redshifting determined by T_{pt} and the cosmic history. The amplitude of each contribution is largely determined by the energy released normalized by the radiation energy density α , its fraction going into the corresponding source and the bubble wall velocity v_w . Here we do not consider the contribution from magnetohydrodynamic turbulence as it always happens together with sound waves and is subdominant. In addition, we note that its spectrum is the least understood and might witness significant changes in the future [50, 53–58].

The dominant source for GW production in a thermal transition, as most commonly encountered in the early universe, is the sound waves in the plasma induced by the coupling between the scalar field and the thermal bath [59–61]. A good analytical understanding of this spectrum has been achieved through the sound shell model [62–64], though it still does not capture all the physics [8, 61, 65] to match perfectly the result from numerical simulations [50, 59]. We use the spectrum from numerical simulations:

$$\Omega_{\text{sw}}(f)h^2 = 2.65 \times 10^{-6} \left(\frac{H_{\text{pt}}}{\beta}\right) \left(\frac{\kappa_{\text{sw}}\alpha}{1+\alpha}\right)^2 \left(\frac{100}{g_*}\right)^{1/3} \times v_w \left(\frac{f}{f_{\text{sw}}}\right)^3 \left(\frac{7}{4+3(f/f_{\text{sw}})^2}\right)^{7/2} \Upsilon(\tau_{\text{sw}}), \quad (1)$$

where κ_{sw} is the fraction of vacuum energy converted into the kinetic energy of the bulk flow, a function of v_w and α [66, 67]; H_{pt} is the Hubble parameter at T_{pt} ; g_* is the number of relativistic degrees of freedom, chosen to be 100 in our analysis; h is the dimensionless Hubble parameter; f_{sw} is the present peak frequency,

$$f_{\text{sw}} = 19 \frac{1}{v_w} \left(\frac{\beta}{H_{\text{pt}}}\right) \left(\frac{T_{\text{pt}}}{100\text{GeV}}\right) \left(\frac{g_*}{100}\right)^{1/6} \mu\text{Hz}, \quad (2)$$

and $\Upsilon = 1 - (1 + 2\tau_{\text{sw}}H_{\text{pt}})^{-1/2}$ [64] which is a suppression factor due to the finite lifetime [64, 68], τ_{sw} , of sound waves. τ_{sw} is typically smaller than a Hubble time unit [69, 70] and is usually chosen to be the

timescale for the onset of turbulence [52], $\tau_{\text{sw}} \approx R_{\text{pt}}/\bar{U}_f$, with $R_{\text{pt}} = (8\pi)^{1/3}v_w/\beta$ for an exponential nucleation of bubbles [63, 64], and $\bar{U}_f^2 = 3\kappa_{\text{sw}}\alpha/[4(1+\alpha)]$ [52].

When sound waves, and thus also magnetohydrodynamic turbulence, are highly suppressed or absent, bubble collisions can become dominant, e.g., for a FOPT in vacuum of a dark sector which has no or very weak interactions with the standard plasma. The resulting GW spectrum can be well modeled with the envelope approximation [71–73], which assumes an infinitely thin bubble wall and neglects the contribution from overlapping bubble segments. In the low-frequency regime, $\Omega_{\text{GW}} \propto f^3$ from causality [74], and for high-frequencies $\Omega_{\text{GW}} \propto f^{-1}$ [75] due to the dominant single bubble contribution as revealed by the analytical calculation [73]. The spectrum is [52, 73, 75]

$$\Omega_{\text{coll}}(f)h^2 = 1.67 \times 10^{-5} \Delta \left(\frac{H_{\text{pt}}}{\beta}\right)^2 \left(\frac{\kappa_\phi\alpha}{1+\alpha}\right)^2 \times \left(\frac{100}{g_*}\right)^{1/3} S_{\text{env}}(f), \quad (3)$$

where $\kappa_\phi = \rho_\phi/\rho_{\text{vac}}$ denotes the fraction of vacuum energy converted into gradient energy of the scalar field. The amplitude Δ is $\Delta(v_w) = 0.48v_w^3/(1+5.3v_w^2+5v_w^4)$ and the spectral shape is $S_{\text{env}} = 1/(c_l\tilde{f}^{-3} + (1-c_l-c_h)\tilde{f}^{-1} + c_h\tilde{f})$ where $c_l = 0.064$, $c_h = 0.48$ and $\tilde{f} = f/f_{\text{env}}$ with f_{env} the present peak frequency

$$f_{\text{env}} = 16.5 \left(\frac{f_{\text{bc}}}{\beta}\right) \left(\frac{\beta}{H_{\text{pt}}}\right) \left(\frac{T_{\text{pt}}}{100\text{GeV}}\right) \left(\frac{g_*}{100}\right)^{1/6} \mu\text{Hz}, \quad (4)$$

and f_{bc} the peak frequency right after the transition $f_{\text{bc}} = 0.35\beta/(1+0.069v_w+0.69v_w^4)$. More recent simulations going beyond the envelope approximation show a steeper shape $f^{-1.5}$ for high frequencies [76], and it also varies from $f^{-1.4}$ to $f^{-2.3}$ as the wall thickness increases [77] (see also Refs. [78–80]).

Data Analysis.— Here we take two analysis approaches. First, we consider an approximated broken power law including main features of the shape and its peak. We then consider the phenomenological models Eqs. (3) and (1), for contributions from bubble collisions and sound waves.

I. Broken power law model: The spectrum can be approximated by a broken power law (BPL) as

$$\Omega_{\text{bpl}}(f) = \Omega_* \left(\frac{f}{f_*}\right)^{n_1} \left[1 + \left(\frac{f}{f_*}\right)^\Delta\right]^{(n_2-n_1)/\Delta}. \quad (5)$$

Here $n_1 = 3$, from causality, and n_2 takes the values -4 and -1 , for sound waves and bubble collisions, respectively. We fix the n_1 parameter in our search, but we let n_2 vary uniformly between -8 and 0 , allowing for the values motivated by both contributions. The value for Δ

is set to 2 for sound waves and 4 for approximating bubble collisions. We run a Bayesian search for both values, but present results only for $\Delta = 2$, since it gives more conservative upper limits.

We follow Refs. [81–83] to perform a Bayesian search and model selection. In addition to a search for the broken power law, we undertake a study on simultaneous estimation of a CBC background and a broken power law background, because current estimates of the CBC background [49, 84] show it as a non-negligible component of any SGWB signal. The CBC background is very well approximated by an $f^{2/3}$ power law [85]. The challenge then is to search for a broken power law in the presence of a CBC background.

The log-likelihood for a single detector pair is Gaussian,

$$\log p(\hat{C}_{IJ}(f)|\boldsymbol{\theta}_{\text{gw}}, \lambda) \propto -\frac{1}{2} \sum_f \frac{[\hat{C}_{IJ}(f) - \lambda \Omega_{\text{gw}}(f, \boldsymbol{\theta}_{\text{gw}})]^2}{\sigma_{IJ}^2(f)}, \quad (6)$$

where $\hat{C}_{IJ}(f)$ and $\sigma_{IJ}(f)$ are data products of the analysis: $\hat{C}_{IJ}(f)$ is the cross-correlation estimator of the SGWB calculated using data from detectors I and J , and $\sigma_{IJ}^2(f)$ is its variance [86]. The search for an isotropic stochastic signal shows no evidence of correlated magnetic noise, and a pure Gaussian noise model is still preferred by the data [49]. Therefore, here, a contribution from Schumann resonances [83, 87, 88] is neglected. The model we fit to the data is $\Omega_{\text{GW}}(f, \boldsymbol{\theta}_{\text{GW}})$, with parameters $\boldsymbol{\theta}_{\text{GW}}$. The parameter λ captures calibration uncertainties of the detectors [89] and is marginalized over [90]. For a multibaseline study, we add all log-likelihoods of individual baselines. The set of GW parameters depends on the type of search we perform.

The CBC spectrum is modeled as

$$\Omega_{\text{cbc}} = \Omega_{\text{ref}}(f/f_{\text{ref}})^{2/3}, \quad (7)$$

with $f_{\text{ref}} = 25$ Hz. We consider three separate scenarios: contributions from unresolved CBC sources, with $\boldsymbol{\theta}_{\text{GW}} = (\Omega_{\text{ref}})$; broken power law contributions, with $\boldsymbol{\theta}_{\text{GW}} = (\Omega_*, f_*, n_2)$; and the combination of CBC and broken power law contributions, for which $\boldsymbol{\theta}_{\text{GW}} = (\Omega_{\text{ref}}, \Omega_*, f_*, n_2)$. The priors used are summarized in Table I. To compare GW models and assess which provides a better fit, we use ratios of evidences, otherwise known as Bayes factors. In particular, we consider $\log \mathcal{B}_{\text{noise}}^{\text{CBC+BPL}}$ and $\log \mathcal{B}_{\text{CBC}}^{\text{CBC+BPL}}$ as indicative detection statistics.

II. Phenomenological model: Two scenarios are considered, corresponding to dominant contributions from bubble collisions or sound waves, respectively, following an approach similar to Ref. [33]. The analysis procedure follows closely that of the broken power law search, with

Broken power law model	
Parameter	Prior
Ω_{ref}	LogUniform(10^{-10} , 10^{-7})
Ω_*	LogUniform(10^{-9} , 10^{-4})
f_*	Uniform(0, 256 Hz)
n_1	3
n_2	Uniform(-8, 0)
Δ	2
Phenomenological model	
Parameter	Prior
Ω_{ref}	LogUniform(10^{-10} , 10^{-7})
α	LogUniform(10^{-3} , 10)
β/H_{pt}	LogUniform(10^{-1} , 10^3)
T_{pt}	LogUniform(10^5 , 10^{10} GeV)
v_w	1
κ_ϕ	1
κ_{sw}	$f(\alpha, v_w) \in [0.1 - 0.9]$

TABLE I: List of prior distributions used for all parameters in the various searches. The narrow, informative prior on Ω_{ref} stems from estimates of the CBC background [84], and encompasses uncertainties on the mass and redshift distributions of CBCs [49, 91]. The frequency prior is uniform across the frequency range considered since we have no further information about it.

$\boldsymbol{\theta}_{\text{GW}} = (\Omega_{\text{ref}}, \alpha, \beta/H_{\text{pt}}, T_{\text{pt}})$ including CBC background Ω_{CBC} , and Ω_{GW} from bubble collisions and sound waves described by Eqs. (3) and (1), respectively.

For bubble collisions, v_w and κ_ϕ are set to unity. The remaining model parameters are varied in the ranges in Table I. We note that the GW spectra in Eqs. (3) and (1) may not be applicable when $\alpha \gtrsim 10$, and also a large α does not translate into a significant increase in the GW amplitude. Moreover, β/H_{pt} is related to the mean bubble separation, up to an $O(1)$ coefficient, and one should be cautious when it is smaller than 1 [69, 92]. In this study, we conservatively choose β/H_{pt} to be larger than 0.1.

For sound waves, we initially set $v_w = 1$, and then explore different values for v_w in the range (0.7 - 1.0), corresponding to various detonation and hybrid modes of fluid velocity profile [65, 66]. Here κ_{sw} is a function of α and v_w , e.g., for $v_w = 1$, κ_{sw} increases from 0.1 to 0.9 as α increases from 0.1 to 10. The rest of the parameters are varied as in the case of bubble collisions.

Results.— *I. Broken power law model:* In Fig. 1 we present posterior distributions of parameters in the combined CBC and BPL search. The Bayes factor is $\log \mathcal{B}_{\text{noise}}^{\text{CBC+BPL}} = -1.4$, demonstrating no evidence of such a signal in the data from the three observing runs. The 2-d posterior of Ω_{ref} and Ω_* allows us to place simultaneous estimates on the amplitudes of the two spectra. The 95% confidence level (CL) upper limits are $\Omega_{\text{ref}} = 6.1 \times 10^{-9}$ and $\Omega_* = 5.6 \times 10^{-7}$, respectively. If we take individual posterior samples of Ω_* , f_* and n_2 from Fig. 1, and combine them to construct a posterior of Ω_{BPL} , we estimate at 95% CL $\Omega_{\text{BPL}}(25 \text{ Hz}) = 4.4 \times 10^{-9}$.

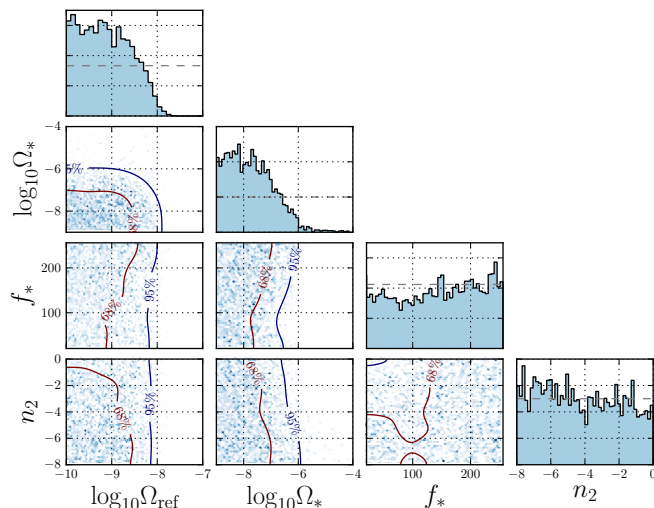


FIG. 1: Posterior distributions for the combined CBC and broken power law search as a function of $\log \Omega_{\text{ref}}$ and the different parameters of the model. The 68% and 95% CL exclusion contours are shown. The horizontal dashed line in the posteriors indicate the flat priors used in the analysis.

The width of the n_2 posterior suggests no preference for a particular value by the data, and we are unable to rule out any part of the parameter space at this time. Other searches give Bayes factors $\log \mathcal{B}_{\text{noise}}^{\text{BPL}} = -0.78$ and $\log \mathcal{B}_{\text{CBC}}^{\text{CBC+BPL}} = -0.81$, once again giving no evidence for a BPL signal, with or without CBCs considered.

To demonstrate the dependence of GW amplitude constraints on other parameters, we present 95% CL upper limits on Ω_* for a set of n_2 and f_* in Table II. We choose representative values of n_2 , for bubble collisions, $n_2 = -1$ and -2 , and for sound waves, $n_2 = -4$. The f_* values are chosen to represent broken power laws that peak before, at, and after the most sensitive part of the LIGO-Virgo band, $f_* = 25$ Hz. As expected, the most constraining upper limits are obtained for a signal that peaks at 25 Hz. For the signal in the first column that peaks at 1 Hz, the faster it decays, the weaker it is at 25 Hz. Therefore, the more negative n_2 values give less constraining upper limits on the amplitude. Finally, the signal that peaks at 200 Hz gives similar Ω_* upper limits for all values of n_2 since it resembles a simple $n_1 = 3$ power law in the range with largest SNR. Note the upper limits in Table II are fundamentally different from results in Fig. 1. In the former case we fix f_* and n_2 and find $\Omega_*^{95\%}$, while in the latter we marginalize over all parameters to obtain $\Omega_*^{95\%}$.

II. Phenomenological model: We now estimate 95% CL upper limits on Ω_{coll} and Ω_{sw} from bubble collisions and sound waves respectively. The Bayesian analysis is repeated separately for Ω_{coll} and Ω_{sw} contributions, with priors stated in Table I, leading to Bayes factors $\log \mathcal{B}_{\text{noise}}^{\text{CBC+coll}} = -0.74$ and $\log \mathcal{B}_{\text{noise}}^{\text{CBC+sw}} = -0.66$, respectively.

Broken power law model			
	$f_* = 1$ Hz	$f_* = 25$ Hz	$f_* = 200$ Hz
$n_2 = -1$	3.3×10^{-7}	3.5×10^{-8}	2.8×10^{-7}
$n_2 = -2$	8.2×10^{-6}	6.0×10^{-8}	3.7×10^{-7}
$n_2 = -4$	5.2×10^{-5}	1.8×10^{-7}	3.7×10^{-7}

TABLE II: Upper limits for the energy density amplitude, $\Omega_*^{95\%}$, in the broken power law model for fixed values of the peak frequency, f_* , and negative power law index, n_2 .

In Fig. 2 we present exclusion regions as a function of the different parameters of the CBC+FOPT model, now under the assumption that contributions from bubble collisions dominate, with $v_w = 1$ and $\kappa_\phi = 1$. In general, with the chosen prior, the data can exclude part of the parameter space at 95% CL, especially when $T_{\text{pt}} > 10^8$ GeV, $\alpha > 1$, or $\beta/H_{\text{pt}} < 1$.

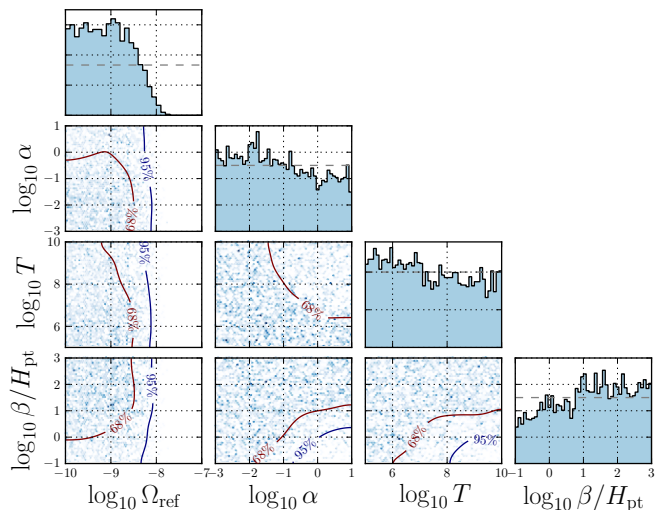


FIG. 2: Posterior distributions for the CBC+FOPT search in the case of a phenomenological model with dominant bubble collision contributions as a function of $\log \Omega_{\text{ref}}$ and the different parameters of the model. The 68% and 95% CL exclusion contours are shown. The horizontal dashed line in the posteriors indicate the flat priors used in the analysis.

Table III presents 95% CL upper limits on $\Omega_{\text{coll}}(25$ Hz) for several β/H_{pt} and T_{pt} , where α is left as a free parameter to be inferred from the data. We consider three values for β/H_{pt} , namely 0.1, 1, and 10, and four for T_{pt} : 10^7 , 10^8 , 10^9 , and 10^{10} GeV. Our constraints on $\Omega_{\text{coll}}(25$ Hz), as computed at the reference frequency of 25 Hz, vary in the range 4.0×10^{-9} to 1.0×10^{-8} , with more stringent limits at large β/H_{pt} or large T_{pt} . At the largest values of β/H_{pt} and T_{pt} there is not enough sensitivity to place constraints to the model. In all cases, the inferred upper limits on the CBC background range between $\Omega_{\text{ref}} = 5.3 \times 10^{-9}$ and 6.1×10^{-9} .

Similarly, in Fig. 3 we present the results for the

Phenomenological model (bubble collisions)				
$\Omega_{\text{coll}}^{95\%} (25 \text{ Hz})$				
$\beta/H_{\text{pt}} \setminus T_{\text{pt}}$	10^7 GeV	10^8 GeV	10^9 GeV	10^{10} GeV
0.1	9.2×10^{-9}	8.8×10^{-9}	1.0×10^{-8}	7.2×10^{-9}
1	1.0×10^{-8}	8.4×10^{-9}	5.0×10^{-9}	—
10	4.0×10^{-9}	6.3×10^{-9}	—	—

TABLE III: The 95% CL upper limits on $\Omega_{\text{coll}}^{95\%}(25 \text{ Hz})$ for fixed values of β/H_{pt} and T_{pt} , and $v_w = \kappa_\phi = 1$. The dashed lines denote no sensitivity for exclusion.

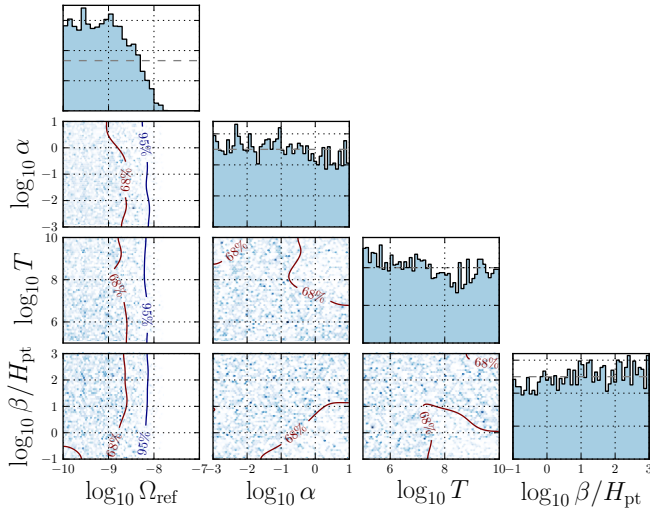


FIG. 3: Posterior distributions for the CBC+FOPT search in the case of a phenomenological model with dominant sound wave contributions ($v_w = 1$), as a function of $\log \Omega_{\text{ref}}$ and the different parameters of the model. The 68% and 95% CL exclusion contours are shown. The horizontal dashed line in the posteriors indicate the flat priors used in the analysis.

CBC+FOPT hypothesis in which the sound waves dominate with $v_w = 1$ and κ_{sw} a function of v_w and α . The Bayesian analysis shows sensitivity at large values of α and T_{pt} , but does not exclude regions in the parameter space at 95% CL. The analysis is then performed for given values of β/H_{pt} and T_{pt} leaving α as a free parameter. As a result, a 95% CL upper limit on $\Omega_{\text{sw}}(25 \text{ Hz})$ of 5.9×10^{-9} is obtained for $\beta/H_{\text{pt}} < 1$ and $T_{\text{pt}} > 10^8 \text{ GeV}$. The analysis is repeated for models with reduced velocities of $v_w = 0.9$, $v_w = 0.8$, and $v_w = 0.7$, with Bayes factor $\log \mathcal{B}_{\text{noise}}^{\text{CBC+sw}} = -0.60$ and upper limit $\Omega_{\text{ref}} \approx 5.9 \times 10^{-9}$, with no significant v_w dependence. In all studied cases, the models with reduced v_w lead to significantly lower sound waves predicted energy densities, and with no 95% CL exclusions.

Conclusions.—We have searched for signals from FOPTs in the early universe, potentially leading to a SGWB in the Advanced LIGO/Advanced Virgo frequency band. The analysis is based on the data from the three observation periods, for which no generic stochastic

signals above the detector noise has been observed.

We use the results to deduce implications for models describing SGWB. We first consider a generic broken power law spectrum, describing its main features in terms of the shape and the peak amplitude. We place 95% CL upper limits simultaneously on the normalized energy density contribution from unresolved CBCs and a FOPT, $\Omega_{\text{CBC}}(25 \text{ Hz}) = 6.1 \times 10^{-9}$ and $\Omega_{\text{BPL}}(25 \text{ Hz}) = 4.4 \times 10^{-9}$, respectively.

The results are then interpreted in terms of a phenomenological model describing contributions from bubble collisions or sound waves, showing that the data can exclude a part of the parameter space at large temperatures. In a scenario in which bubble collision contributions dominate, with $v_w = 1$ and $\kappa_\phi = 1$, part of the phase space with $T_{\text{pt}} > 10^8 \text{ GeV}$, $\alpha > 1$, and $\beta/H_{\text{pt}} < 1$ is excluded at 95% CL. For fixed values of $\beta/H_{\text{pt}} = 0.1$, 1 or 10 and $T_{\text{pt}} = 10^7, 10^8, 10^9$ or 10^{10} GeV , the 95% CL upper limits on $\Omega_{\text{coll}}(25\text{Hz})$ vary in the range between 4.0×10^{-9} and 1.0×10^{-8} which depends on the β/H_{pt} and T_{pt} values considered. In the case where sound waves dominate, several scenarios are explored considering different v_w . The data only shows a limited sensitivity, and a 95% CL upper limit on $\Omega_{\text{sw}}(25\text{Hz})$ of 5.9×10^{-9} is placed in the case of $v_w = 1$, for $\beta/H_{\text{pt}} < 0.1$ and $T_{\text{pt}} > 10^8 \text{ GeV}$. Altogether, the results indicate the importance of using LIGO-Virgo GW data to place constraints on new phenomena related to strong FOPTs in the early universe [93].

The authors would like to thank the LIGO-Virgo stochastic background group for helpful comments and discussions. In particular, the authors thank Patrick M. Meyers on his contributions to the parameter estimation analysis code. We thank Alberto Mariotti on his useful feedback on the draft. The authors are grateful for computational resources provided by the LIGO Laboratory and supported by National Science Foundation Grants PHY-0757058 and PHY-0823459. This paper has been given LIGO DCC number LIGO-P2000518.

A.R and M.M would like to thank O. Pujolàs for the motivation and the fruitful discussions. This work was partially supported by the Spanish MINECO under the grants SEV-2016-0588 and PGC2018-101858-B-I00, some of which include ERDF funds from the European Union. IFAE is partially funded by the CERCA program of the Generalitat de Catalunya. K.M. is supported by King's College London through a Postgraduate International Scholarship. M.S. is supported in part by the Science and Technology Facility Council (STFC), United Kingdom, under the research grant ST/P000258/1. H.G. is supported by the U.S. Department of Energy grant No. DE-SC0009956. F.W.Y. and Y.Z. are supported by the U.S. Department of Energy under Award No. DE-SC0009959.

-
- [1] J. Aasi, B. P. Abbott, R. Abbott, T. Abbott, M. R. Abernathy, K. Ackley, C. Adams, T. Adams, P. Addesso, and R. X. A. et. al., *Class. Quant. Grav.* **32**, 074001 (2015), URL <https://doi.org/10.1088/0264-9381/32/7/074001>.
- [2] F. Acernese et al. (Virgo), *Class. Quant. Grav.* **32**, 024001 (2015), 1408.3978.
- [3] R. Abbott et al. (LIGO Scientific, Virgo) (2020), 2010.14527.
- [4] B. Allen, in *Les Houches School of Physics: Astrophysical Sources of Gravitational Radiation* (1996), pp. 373–417, gr-qc/9604033.
- [5] M. Maggiore, *ICTP Lect. Notes Ser.* **3**, 397 (2001), gr-qc/0008027.
- [6] C. Caprini and D. G. Figueroa, *Class. Quant. Grav.* **35**, 163001 (2018), 1801.04268.
- [7] A. Mazumdar and G. White, *Rept. Prog. Phys.* **82**, 076901 (2019), 1811.01948.
- [8] M. B. Hindmarsh, M. Lüben, J. Lumma, and M. Pauly (2020), 2008.09136.
- [9] E. Witten, *Phys. Rev. D* **30**, 272 (1984).
- [10] C. Hogan, *Mon. Not. Roy. Astron. Soc.* **218**, 629 (1986).
- [11] D. Croon, T. E. Gonzalo, L. Graf, N. Kösnik, and G. White, *Front. in Phys.* **7**, 76 (2019), 1903.04977.
- [12] N. Okada, O. Seto, and H. Uchida (2020), 2006.01406.
- [13] W.-C. Huang, F. Sannino, and Z.-W. Wang (2020), 2004.02332.
- [14] S. J. Huber, T. Konstandin, G. Nardini, and I. Rues, *JCAP* **03**, 036 (2016), 1512.06357.
- [15] M. Garcia-Pepin and M. Quiros, *JHEP* **05**, 177 (2016), 1602.01351.
- [16] L. Bian, H.-K. Guo, and J. Shu, *Chin. Phys. C* **42**, 093106 (2018), [Erratum: *Chin.Phys.C* **43**, 129101 (2019)], 1704.02488.
- [17] S. Demidov, D. Gorbunov, and D. Kirpichnikov, *Phys. Lett. B* **779**, 191 (2018), 1712.00087.
- [18] N. Haba and T. Yamada, *Phys. Rev. D* **101**, 075027 (2020), 1911.01292.
- [19] N. Craig, N. Levi, A. Mariotti, and D. Redigolo (2020), 2011.13949.
- [20] H. Yu, Z.-C. Lin, and Y.-X. Liu, *Commun. Theor. Phys.* **71**, 991 (2019), 1905.10614.
- [21] E. Megias, G. Nardini, and M. Quiros (2020), 2005.04127.
- [22] H. Davoudiasl, P. P. Giardino, E. T. Neil, and E. Rinaldi, *Phys. Rev. D* **96**, 115003 (2017), 1709.01082.
- [23] S. Bruggisser, B. Von Harling, O. Matsedonskyi, and G. Servant, *JHEP* **12**, 099 (2018), 1804.07314.
- [24] L. Bian, Y. Wu, and K.-P. Xie, *JHEP* **12**, 028 (2019), 1909.02014.
- [25] S. De Curtis, L. Delle Rose, and G. Panico, *JHEP* **12**, 149 (2019), 1909.07894.
- [26] K.-P. Xie, Y. Wu, and L. Bian (2020), 2005.13552.
- [27] K. Agashe, P. Du, M. Ekhterachian, S. Kumar, and R. Sundrum, *JHEP* **05**, 086 (2020), 1910.06238.
- [28] W.-C. Huang, M. Reichert, F. Sannino, and Z.-W. Wang (2020), 2012.11614.
- [29] P. Huang, A. J. Long, and L.-T. Wang, *Phys. Rev. D* **94**, 075008 (2016), 1608.06619.
- [30] M. J. Ramsey-Musolf, *JHEP* **09**, 179 (2020), 1912.07189.
- [31] A. Hebecker, J. Jaeckel, F. Rompineve, and L. T. Witkowski, *JCAP* **11**, 003 (2016), 1606.07812.
- [32] P. B. Dev, F. Ferrer, Y. Zhang, and Y. Zhang, *JCAP* **11**, 006 (2019), 1905.00891.
- [33] B. Von Harling, A. Pomarol, O. Pujolàs, and F. Rompineve, *JHEP* **04**, 195 (2020), 1912.07587.
- [34] L. Delle Rose, G. Panico, M. Redi, and A. Tesi, *JHEP* **04**, 025 (2020), 1912.06139.
- [35] A. Ghoshal and A. Salvio (2020), 2007.00005.
- [36] R. Jinno and M. Takimoto, *Phys. Rev. D* **95**, 015020 (2017), 1604.05035.
- [37] T. Hasegawa, N. Okada, and O. Seto, *Phys. Rev. D* **99**, 095039 (2019), 1904.03020.
- [38] L. Bian, W. Cheng, H.-K. Guo, and Y. Zhang (2019), 1907.13589.
- [39] W. Chao, W.-F. Cui, H.-K. Guo, and J. Shu (2017), 1707.09759.
- [40] V. Brdar, L. Graf, A. J. Helmboldt, and X.-J. Xu, *JCAP* **12**, 027 (2019), 1909.02018.
- [41] A. Lopez and K. Freese, *JCAP* **01**, 037 (2015), 1305.5855.
- [42] P. S. B. Dev and A. Mazumdar, *Phys. Rev. D* **93**, 104001 (2016), 1602.04203.
- [43] R. Peccei and H. R. Quinn, *Phys. Rev. D* **16**, 1791 (1977).
- [44] J. D. Wells, in *11th International Conference on Supersymmetry and the Unification of Fundamental Interactions* (2003), hep-ph/0306127.
- [45] A. Arvanitaki, N. Craig, S. Dimopoulos, and G. Villadoro, *JHEP* **02**, 126 (2013), 1210.0555.
- [46] N. Arkani-Hamed, A. Gupta, D. E. Kaplan, N. Weiner, and T. Zorawski (2012), 1212.6971.
- [47] J. L. Hewett, H. Weerts, R. Brock, J. N. Butler, B. C. K. Casey, J. Collar, A. de Gouvea, R. Essig, Y. Grossman and W. Haxton, *et al.* doi:10.2172/1042577 [arXiv:1205.2671 [hep-ex]].
- [48] J. D. Romano and N. J. Cornish, *Living Rev. Rel.* **20**, (2017), 1608.06889.
- [49] B. Abbott et al. (LIGO Scientific Collaboration, Virgo Collaboration), LIGO-DCC:P2000314 (2020), URL <https://dcc.ligo.org/LIGO-P2000314/public>.
- [50] C. Caprini et al., *JCAP* **1604**, 001 (2016), 1512.06239.
- [51] R.-G. Cai, Z. Cao, Z.-K. Guo, S.-J. Wang, and T. Yang (2017), 1703.00187.
- [52] D. J. Weir, *Phil. Trans. Roy. Soc. Lond. A* **376**, 20170126 (2018), 1705.01783.
- [53] T. Kahniashvili, A. Kosowsky, G. Gogoberidze, and Y. Maravin, *Phys. Rev. D* **78**, 043003 (2008), 0806.0293.
- [54] T. Kahniashvili, L. Campanelli, G. Gogoberidze, Y. Maravin, and B. Ratra, *Phys. Rev. D* **78**, 123006 (2008), [Erratum: *Phys. Rev. D* **79**, 109901 (2009)], 0809.1899.
- [55] T. Kahniashvili, L. Kisslinger, and T. Stevens, *Phys. Rev. D* **81**, 023004 (2010), 0905.0643.
- [56] C. Caprini, R. Durrer, and G. Servant, *JCAP* **0912**, 024 (2009), 0909.0622.
- [57] L. Kisslinger and T. Kahniashvili, *Phys. Rev. D* **92**, 043006 (2015), 1505.03680.
- [58] A. Roper Pol, S. Mandal, A. Brandenburg, T. Kahniashvili, and A. Kosowsky (2019), 1903.08585.
- [59] M. Hindmarsh, S. J. Huber, K. Rummukainen, and D. J. Weir, *Phys. Rev. D* **92**, 123009 (2015), 1504.03291.
- [60] M. Hindmarsh, S. J. Huber, K. Rummukainen, and D. J. Weir, *Phys. Rev. Lett.* **112**, 041301 (2014), 1304.2433.
- [61] M. Hindmarsh, S. J. Huber, K. Rummukainen, and D. J. Weir (2017), 1704.05871.
- [62] M. Hindmarsh, *Phys. Rev. Lett.* **120**, 071301 (2018), 1608.04735.
- [63] M. Hindmarsh and M. Hijazi, *JCAP* **1912**, 062 (2019),

- 1909.10040.
- [64] H.-K. Guo, K. Sinha, D. Vagie, and G. White, *JCAP* **01**, 001 (2021), 2007.08537.
- [65] D. Cutting, M. Hindmarsh, and D. J. Weir, *Phys. Rev. Lett.* **125**, 021302 (2020), 1906.00480.
- [66] J. R. Espinosa, T. Konstandin, J. M. No, and G. Servant, *JCAP* **06**, 028 (2010), 1004.4187.
- [67] F. Giese, T. Konstandin, and J. van de Vis (2020), 2004.06995.
- [68] J. Ellis, M. Lewicki, and J. M. No (2020), 2003.07360.
- [69] J. Ellis, M. Lewicki, J. M. No, and V. Vaskonen, *JCAP* **06**, 024 (2019), 1903.09642.
- [70] C. Caprini et al., *JCAP* **03**, 024 (2020), 1910.13125.
- [71] A. Kosowsky and M. S. Turner, *Phys. Rev.* **D47**, 4372 (1993), astro-ph/9211004.
- [72] A. Kosowsky, M. S. Turner, and R. Watkins, *Phys. Rev. Lett.* **69**, 2026 (1992).
- [73] R. Jinno and M. Takimoto, *Phys. Rev.* **D95**, 024009 (2017), 1605.01403.
- [74] M. Maggiore, *Gravitational Waves. Vol. 2: Astrophysics and Cosmology* (Oxford University Press, 2018), ISBN 978-0-19-857089-9.
- [75] S. J. Huber and T. Konstandin, *JCAP* **0809**, 022 (2008), 0806.1828.
- [76] D. Cutting, M. Hindmarsh, and D. J. Weir, *Phys. Rev. D* **97**, 123513 (2018), 1802.05712.
- [77] D. Cutting, E. G. Escartin, M. Hindmarsh, and D. J. Weir (2020), 2005.13537.
- [78] M. Lewicki and V. Vaskonen, *Eur. Phys. J. C* **80**, 1003 (2020), 2007.04967.
- [79] M. Lewicki and V. Vaskonen (2020), 2012.07826.
- [80] Y. Di, J. Wang, R. Zhou, L. Bian, R.-G. Cai, and J. Liu (2020), 2012.15625.
- [81] V. Mandic, E. Thrane, S. Giampanis, and T. Regimbau, *Phys. Rev. Lett.* **109**, 171102 (2012), URL <https://link.aps.org/doi/10.1103/PhysRevLett.109.171102>.
- [82] T. Callister, A. S. Biscoveanu, N. Christensen, M. Isi, A. Matas, O. Minazzoli, T. Regimbau, M. Sakellariadou, J. Tasson, and E. Thrane, *Phys. Rev. X* **7**, 041058 (2017), URL <https://link.aps.org/doi/10.1103/PhysRevX.7.041058>.
- [83] P. M. Meyers, K. Martinovic, N. Christensen, and M. Sakellariadou, *Phys. Rev. D* **102**, 102005 (2020), URL <https://link.aps.org/doi/10.1103/PhysRevD.102.102005>.
- [84] B. P. Abbott et al. (LIGO Scientific, Virgo), *Phys. Rev. Lett.* **120**, 091101 (2018), 1710.05837.
- [85] T. Callister, L. Sammut, S. Qiu, I. Mandel, and E. Thrane, *Phys. Rev. X* **6**, 031018 (2016), URL <https://link.aps.org/doi/10.1103/PhysRevX.6.031018>.
- [86] B. Allen and J. D. Romano, *Phys. Rev. D* **59**, 102001 (1999), URL <https://link.aps.org/doi/10.1103/PhysRevD.59.102001>.
- [87] E. Thrane, N. Christensen, R. Schofield, *Phys. Rev. D* **87**, 123009 (2013), URL <https://link.aps.org/doi/10.1103/PhysRevD.87.123009>.
- [88] M. W. Coughlin, A. Cirone, P. Meyers, S. Autsuta, V. Boschi, A. Chincarini, N. L. Christensen, R. De Rosa, A. Effler, I. Fiori, *Phys. Rev. D* **97**, 102007 (2018), URL <https://link.aps.org/doi/10.1103/PhysRevD.97.102007>.
- [89] L. Sun et al., *Class. Quant. Grav.* **37**, 225008 (2020), 2005.02531.
- [90] J. T. Whelan, E. L. Robinson, J. D. Romano, and E. H. Thrane, *J. Phys. Conf. Ser.* **484**, 012027 (2014), 1205.3112.
- [91] B. P. Abbott et al. (LIGO Scientific, Virgo), *Phys. Rev. Lett.* **116**, 131102 (2016), 1602.03847.
- [92] J. Ellis, M. Lewicki, and J. M. No, *JCAP* **04**, 003 (2019), 1809.08242.
- [93] Numerous software packages were used in this paper. These include `matplotlib` [94], `numpy` [95], `scipy` [96], `bilby` [97], `dynesty` [98], `PyMultiNest` [99].
- [94] J. D. Hunter, *Computing in Science & Engineering* **9**, 90 (2007).
- [95] S. van der Walt, S. C. Colbert, and G. Varoquaux, *Computing in Science Engineering* **13**, 22 (2011).
- [96] P. Virtanen, R. Gommers, T. E. Oliphant, M. Haberland, T. Reddy, D. Cournapeau, E. Burovski, P. Peterson, W. Weckesser, J. Bright, et al., *Nature Methods* **17**, 261 (2020).
- [97] G. Ashton et al., *Astrophys. J. Suppl.* **241**, 27 (2019), 1811.02042.
- [98] J. S. Speagle, *Mon. Not. Roy. Astron. Soc.* **493**, 3132 (2020), 1904.02180.
- [99] Buchner, J., Georgakakis, A., Nandra, K., Hsu, L., Rangel, C., Brightman, M., Merloni, A., Salvato, M., Donley, J., and Kocevski, D., *A&A* **564**, A125 (2014), URL <https://doi.org/10.1051/0004-6361/201322971>.