

BB

E1-94-311

CERN LIBRARIES, GENEVA



SCAN-9412007

509449

PION MOMENTUM SPECTRA
IN NUCLEAR CHARGE EXCHANGE
REACTIONS A(t, 3He)

1994

S.A.Avrachenko, V.D.Aksinenko, M.Kh.Anikina, B.P.Bannik, Yu.A.Belikov,
A.G.Galperin, N.S.Glagoleva, A.I.Golokhvastov, N.I.Kaminsky,
S.A.Khorozov, E.V.Kozubsky, B.A.Kulakov, J.Lukstins, V.L.Lyuboshitz,
O.Yu.Mandrik, P.K.Manyakov, A.T.Matyushin, V.T.Matyushin,
L.S.Okhrimenko, O.V.Okhrimenko, T.G.Ostanevich, V.B.Radomanov,
P.A.Rukoyatkin, I.S.Saitov, S.A.Sedykh, V.F.Zavyalov
Joint Institute for Nuclear Research, Dubna, Moscow Region, 141980 Russia

V.P.Kondratiev, L.V.Krasnov, I.E.Shevchenko, A.G.Semtchenkov,
I.V.Stepanov
St.Petersburg State University, St.Petersburg, Russia

K.Gajewski, J.Mirkowski, Z.Pavlovski, A.Piatkowski
Radiotechnical Institute Warsaw University, Warsaw, Poland

E.K.Khusainov, N.N.Nurgozhin
HEPI Kaz.AS, Alma-Ata, Kazakhstan

Yu.S.Pol, G.G.Taran
Lebedev Institute of Physics, RAS, Moscow, Russia

Investigations of inclusive cross sections in the charge exchange reaction (${}^3\text{He}, t$) have shown ^{1, 2} that the Δ peak in the triton energy spectrum was broader and shifted towards a high energy region in case of nuclear targets as compared with charge exchange on hydrogen. In the subsequent experiments this effect was confirmed for a wide energy scale ³ and different projectiles ⁴. Effects like de-excitation of delta via the non-mesonic channel ^{5, 6} $\Delta N \rightarrow NN$ or collective effects associated with the Δh propagation ^{7, 8, 9, 10} were suggested to explain these features. The Δ excitation in the projectile was considered in ¹¹ where it was shown to produce a shift of strength to lower excitation energies, although the peak position was not moved.

Recently experiments using 4π facilities were provided ^{12, 13, 14}. In this way significant information about the role of effects like non-mesonic decay of the delta isobar $\Delta N \rightarrow NN$ was obtained. One of the byproducts of the theoretical studies of this reaction was the finding of coherent pion production as a relevant channel ^{10, 15, 16}. The peak of this channel is shifted to lower excitation energies and approximately coincides with the peak of the inclusive cross section. Some measurement of this channel have already been reported ¹⁷. "Yet, it is important that . . . the reactions which one is discussing here are rather complex and there are many reaction channels open which collaborate, or sometimes compete, in producing the observed experimental strength" ¹⁸. Our experiment was devoted to an attempt to find all relevant ingredients of the channel where a single pion was observed in the final state.

The experiments were performed using the GIBS spectrometer facility (streamer chamber with C-1.30 g/cm² and Mg-1.56 g/cm² targets) in a tritium beam (secondary, produced by the fragmentation of a ${}^4\text{He}$ beam) with mean momentum over a 9 GeV/c region. The details of the experiment were discussed in the previous papers ¹⁹. Here we would like to remind of a short list of the event measurement accuracy available in the analysis. The momenta of all charged particles were measured for all the events. The typical measurement accuracy of momentum was 2-3% for ${}^3\text{He}$ nuclei and 1-2% for π^- and protons. The angles were measured with an error equal approximately to a few milliradians.

All positive secondary particles were regarded as protons and negative particles as π^- . There was no doubt to identify the ${}^3\text{He}$ track. It should be noted that in this analysis only the events where a single π^- accompanies a $t \rightarrow {}^3\text{He}$ charge exchange were included. Assuming that the reaction occurs on a quasi-free target nucleon, the isotopic relations (see ¹¹) show that major part of the events with a single π^- should be conditioned by Δ^- -isobar excited on a target neutron. It is not too difficult to calculate the spectra of ${}^3\text{He}$ and pions for this case.

We have used the same formulae and parameters as Jackson ²¹ to obtain the delta mass distribution:

$$W(\omega) = \frac{\omega_0 \Gamma(\omega)}{0.898\pi[(\omega^2 - \omega_0^2)^2 + \omega_0^2 \Gamma^2(\omega)]};$$

$$\Gamma(\omega) = \Gamma_0 \left(\frac{q}{q_0} \right)^3 \frac{\rho(\omega)}{\rho(\omega_0)}; \quad \rho(\omega) = [am_\pi^2 + q^2]^{-1};$$

$$a = 2.2; \quad \Gamma_0 = 123 \text{ MeV}; \quad \omega_0 = 1232 \text{ MeV}.$$

These formulae provide the $W(\omega)$ distribution of delta mass ω and, subsequently, pion momentum q in the Δ frame. Fig.1a and 1b show that the model is good enough to describe the experimental data ²² for the charge exchange reaction on hydrogen target $p(^3\text{He},t)$ at different projectile energies. It should be also emphasized that in our experiment the beam energy was intermediate in comparison with these two reference energies ²². The same form factor was used as in ²² here.

The next step was to calculate delta excitation on a quasi-free target nucleon with the Fermi momentum distribution proportional to $P^2 dP$ with maximum values of 150–200 MeV/c and a mean separation energy of 15–20 MeV a nucleon. The invariant flow was also taken into account.

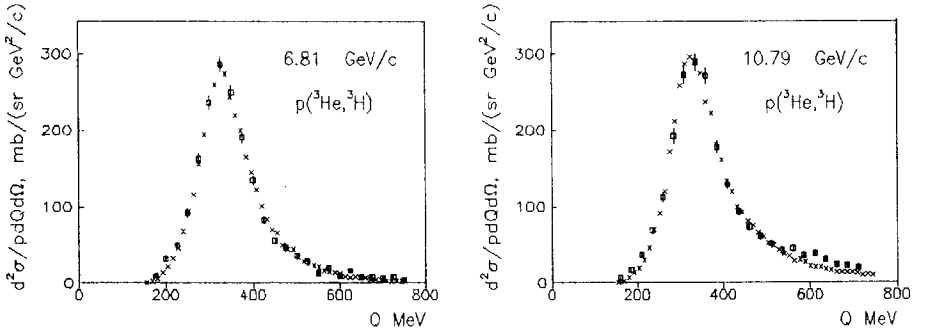


Fig.1a and 1b. Delta production model test. Points \times in (a) and (b) calculated for two beam momentum values; \square —experimental data ²². The calculated spectra normalized at the maximum value. Q —projectile-ejectile energy difference.

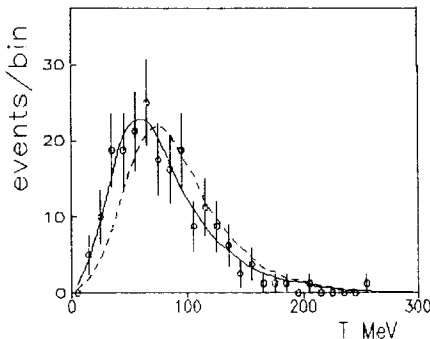


Fig.2. Kinetic energy for backward pions. \circ —experimental data, dotted curve—calculation with $\omega_0 = 1232 \text{ MeV}$, solid curve calculated for $\omega_0 = 1192 \text{ MeV}$.

We have provided a lot of tests that have shown that the pion momentum spectrum is rather insensitive to the choice of the parameters: Fermi momentum and separation energy. Indeed, if they varied within rather wide

limits, the form of the calculated distribution as well as the peak position are modified by a few MeV only. On the contrary, the calculated peak was shifted by a 13 MeV value according to the experimental one (see the Fig.2) in case of $\omega_0=1232$ MeV (dotted curve), and therefore $\omega_0=1192$ MeV should be used for the best fit (see the solid curve). An analogous effect was reported in ^{13, 14} when a $\simeq 30$ MeV reduction of π^+p effective mass was observed in Δ^{++} production in the charge conjugate reaction. It was shown ²³ that this reduction of the measured delta mass could be connected with delta selfenergy in nucleus in a complicated way.

Especially it should be noted that only backward pions (with a negative value of longitudinal momentum) were used in the analysis discussed above. In our experiment pions with the negative longitudinal momentum cannot be produced in projectile excitation or in coherent pion production process. This means that the analyzed ensemble is practically free from non-delta pions and therefore was used to normalize the calculated spectra.

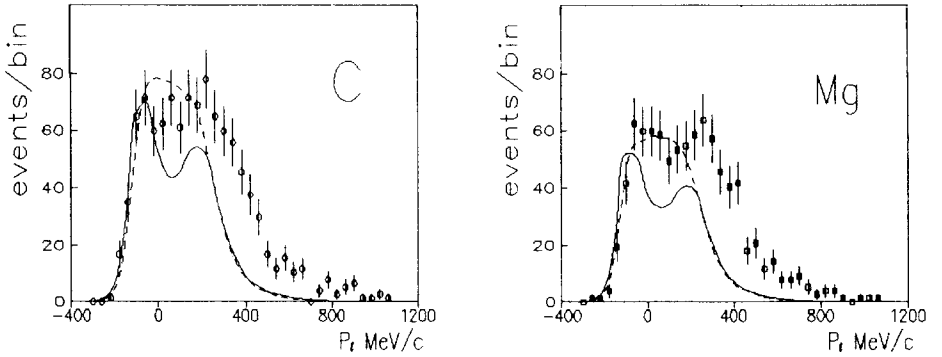


Fig.3. π^- -pion longitudinal momentum (P_L^π) spectrum (experiment) for Mg and C targets. The calculated spectra for Δ on assumption of isotropic (dotted) and $\cos^2\Theta$ (solid) angular distributions.

Namely, the calculated spectra of longitudinal momenta of pions presented in Fig. 3 were normalized in comparison with the experimental spectrum for $p_L^\pi < 0$. It was assumed that the delta was excited on a target nucleon and $\omega_0=1192$ MeV was used instead of the nominal $\omega_0=1232$ MeV. The assumption of one pion exchange (OPE) provides a $1+3\cos^2\Theta$ angular distribution for pions which is clearly seen as two peaks on the calculated spectrum (Θ is an angle between the direction of the incident nucleon and π^- in the Δ rest frame). One can see that in this ensemble of events (when a single pion was observed) only 60–70 % of pions can be produced by delta de-excitation in the target. This conclusion is stable and cannot be distorted significantly by changing the limits for Fermi momentum and separation energy, by

account of beam momentum distribution or trigger acceptance etc. The branching ratio was slightly changed assuming the isotropic distribution of pions (which is possible in case of ρ exchange), but the main result was firm for all assumptions--at least 30% of the single pion events are not due to the excitation of Δ^- on a target neutron. These non-delta events in subsequent analysis will be designated as X. The

Table 1. Branching ratio (BR) of X events

Target	BR $_{1+\cos^2}$	BR $_{isotropic}$
C	37 \pm 4 %	29 \pm 4 %
Mg	43 \pm 5 %	33 \pm 5 %

branching ratio (BR) of X events to all single pion events (topology $1\pi^-0p$) depending on the hypothesis of angular distribution ($1+3\cos^2\Theta$ or isotropic) is presented in Table 1.

The mean values of pion longitudinal momenta indicates a significant fraction of non-delta pions as well. Indeed, the calculated mean value for pions from the $\Delta(1232)$ excited on a quasi-free target nucleon was equal to 87 MeV/c and independent of the parameters used in the calculation as discussed above. The experimental values were much above the calculated one: 200 \pm 10 MeV/c in case of the magnesium target and 190 \pm 10 MeV/c in case of carbon one.

For the pions of the X group it is also shown that the pions carry off the major part of projectile-ejectile longitudinal momentum difference meanwhile the momentum of the recoil particle (target) is low. The experimental data on the mean longitudinal momenta of He ($\langle p_{He}^l \rangle$) and pions ($\langle p_{\pi}^l \rangle$) for all events of the topology $1\pi^-0p$ as well as the same values calculated for the delta excited on a target nucleon allowed us to derive the equations for X group pions:

$$\begin{aligned}
 \langle p_t \rangle - \langle p_{He}^l \rangle - \langle p_{\pi}^l \rangle &< 180 \text{ MeV}/c && (Mg) \\
 \langle p_t \rangle - \langle p_{He}^l \rangle - \langle p_{\pi}^l \rangle &< 150 \text{ MeV}/c && (C) \quad (1) \\
 \langle p_{\pi}^l \rangle / (\langle p_t \rangle - \langle p_{He}^l \rangle) &> 0.7 && (Mg) \\
 \langle p_{\pi}^l \rangle / (\langle p_t \rangle - \langle p_{He}^l \rangle) &> 0.7 && (C) \quad (2)
 \end{aligned}$$

where $\langle p_t \rangle$ was the mean momentum of the projectile--tritium. While the beam momentum spread was accounted as well as acceptance of the trigger counters the result was practically independent of these details.

Now let us analyze some possible processes which can produce high longitudinal momentum pions.

If the resonances N(1440) and N(1520) with isospin 1/2 or $\Delta^0(1232)$ are excited on a target nucleon, then they decay into π^0n , π^-p , $\pi^0\pi^0n$, $\pi^+\pi^-n$ or $\pi^0\pi^-p$. One can see that in these decays π^- if produced is associated with a proton or π^+ and cannot be registered as a single pion event. However, there is a nonzero probability to observe a single π^- when a slow proton is absorbed in the target. In this

case the longitudinal momentum of the registered π^- can be high enough to add this event to the group X. Calculations were provided for these reaction channels, and the fraction of absorbed protons was estimated to be approximately equal to 20% of Δ^0 decays with charged secondaries and 10% in case of N(1440,1520) decays. The total number of events $1\pi^-1p$ observed in our experiment was equal to 20% of the number of single π^- events. This means that the admixture of absorbed proton events cannot exceed 3% of intrinsic single π^- ($1\pi^-0p$) events if all $1\pi^-1p$ states are produced by the decay of resonances. So, these channels are not the major source of 30--40 % BR for X events.

An additional argument against the proton absorption hypothesis can be found in the analysis of the reaction on Ne gas. There was no proton absorption (a 50 cm range for 5 MeV protons), but the mean value of π^- longitudinal momentum 210 ± 30 MeV/c was of the same order as in case of solid targets (Mg and C).

Considering the excitation of $\Delta^-(1620)$ in the target, we have calculated the mean values of π^- longitudinal momenta: approximately 290 MeV/c in case of two-particle decay and 200 MeV/c for three-body decay. To explain the measured mean momentum of pions by the influence of these pions, it is necessary to suggest that $\Delta(1620)$ should be excited more frequently than $\Delta(1232)$. However, the experimental data on the inclusive spectra of tritons in the reaction $C(^3\text{He},t)$ show³ that the strength of $\Delta(1620)$ does not exceed a few percent of that for $\Delta(1232)$. Moreover, the calculations show that the $\Delta(1620)$ decay kinematic properties contradict eq.(1,2).

The longitudinal momenta of nonresonant pions produced in the target nucleus are determined by phase volume and the calculated mean value was less by factor of 3-4 in comparison with the projectile-ejectile momenta difference contradicting eq. (1,2).

On the other hand one can see that eq.(1,2) are natural for two processes: coherent pion production in the target and for projectile excitation.

However, according to the calculations of^{10, 16, 24} as well as our estimations, the momentum distribution of coherent pions in case of Δ -isobar excitation in the target should be quite narrow with a mean value of 230--280 MeV/c. The experimental distribution is peaked at 350--400 MeV/c with the mean value over the same region. Considering the excitation of Δ -isobar in the projectile, one can obtain a wide spread of pion momenta with a tail up to high values. However, the peak of the distribution is estimated to be at 150 MeV/c. Therefore the pions from the projectile cannot form a maximum at 400 MeV/c. If a higher mass resonance in the projectile is considered, then a maximum is shifted towards a lower momentum region. Thus these processes can provide a part of X group pions, but they are not sufficient to explain the distribution maximum at 400 MeV/c. This experimental peak can be regarded as evidence of coherent pion production via the excitation of resonances N(1440) or/and N(1520) in the target nucleus. It should be noted that we had used a more simplified model than in the calculations for delta, and therefore more accurate calculations as well as higher statistics of experimental data are desirable.

We are thankful to F.A.Gareev, P.Fernandes de Cordoba, E.Oset, Yu.L.Ratis, E.A.Strokovsky and M.J.Vicente-Vacas for encouraging discussions and fruitful remarks. This work was supported in part by the Russian Fundamental Research Foundation (93-2-3908).

References

1. V.G.Ableev et al., JETP Lett., **40** (1984) 763.
2. D.Contardo et al., Phys.Lett. **B168** (1986) 331.
3. V.G.Ableev et al., Yadernaya Fiz. **48** (1991) 27.
4. D.Bachelier et al., Phys.Lett. **B172** (1986) 23.
5. V.G.Ableev et al., Yad.Fiz. **53** (1991) 457.
6. F.A. Gareev and Yu.L.Ratis, JINR E2-89-876, Dubna, 1989. Yu.L.Ratis, E.A.Strokovsky, F.A.Gareev and J.S.Vaagen, Scient. Techn. Report 1991-11, Bergen, 1991.
7. G.Chanfray and M.Ericson, Phys.Lett. **B141** (1984) 163.
8. J.Delorme and P.A.M.Guichon, Phys.Lett. **B263** (1991) 157.
9. T.Udagawa, S.-W.Hong and F.Osterfeld, Phys.Lett. **B245** (1990) 1.
10. P.Oltmanns, F.Osterfeld and T.Udagawa, Phys.Lett., **B299** (1993) 194.
11. E.Oset, E.Shiino and H.Toki, Phys.Lett. **B224** (1989) 249. P.Fernandes de Cordoba and E.Oset, Preprint IFIC/92-8- FTUV/92-8, Burjassot, 1992.
12. S.A.Avramenko et al., JETP Lett., **55** (1992) 707.
13. J.Chiba et al., Phys.Rev.Lett. **67** (1991) 1982.
14. T.Hennino et al., Phys.Lett. **B283** (1992) 42.
15. V.F.Dmitriev, Phys.Rev., **C48** (1993) 357.
16. P.Fernandes de Cordoba, J.Nieves, E.Oset and M.J.Vicente-Vacas, Phys.Lett. **B319** (1993) 416.
17. T.Hennino et al., Phys.Lett. **B303** (1993) 236.
18. E.Oset, P.Fernandes de Cordoba, M.J.Vicente-Vacas and J.Nieves, Preprint FTUV/93-91, Burjassot, 1993.
19. S.A.Avramenko et al., JINR Rapid Communic. **3** (1992) 13.

20. T.Hennino et al., Nuclear Phys. **A527** (1991) 399.
21. J.D.Jackson. Nuovo Cim., **34** (1964) 1644.
22. V.G.Ableev et al., Yad. Fiz., **46** (1987) 549
23. E.Oset, Preprint FTUV/93-33, Burjassot, 1993.
24. P.Fernandes de Cordoba, private communication.

Received by Publishing Department
on August 4, 1994.

Принимается подписка на препринты, сообщения Объединенного института ядерных исследований и «Краткие сообщения ОИЯИ».

Установлена следующая стоимость подписки на 12 месяцев на издания ОИЯИ, включая пересылку, по отдельным тематическим категориям:

Индекс	Тематика	Цена подписки на год
1.	Экспериментальная физика высоких энергий	915 р.
2.	Теоретическая физика высоких энергий	2470 р.
3.	Экспериментальная нейтронная физика	365 р.
4.	Теоретическая физика низких энергий	735 р.
5.	Математика	460 р.
6.	Ядерная спектроскопия и радиохимия	275 р.
7.	Физика тяжелых ионов	185 р.
8.	Криогеника	185 р.
9.	Ускорители	460 р.
10.	Автоматизация обработки экспериментальных данных	560 р.
11.	Вычислительная математика и техника	560 р.
12.	Химия	90 р.
13.	Техника физического эксперимента	720 р.
14.	Исследования твердых тел и жидкостей ядерными методами	460 р.
15.	Экспериментальная физика ядерных реакций при низких энергиях	460 р.
16.	Дозиметрия и физика защиты	90 р.
17.	Теория конденсированного состояния	365 р.
18.	Использование результатов и методов фундаментальных физических исследований в смежных областях науки и техники	90 р.
19.	Биофизика	185 р.
	«Краткие сообщения ОИЯИ» (6 выпусков)	560 р.

Подписка может быть оформлена с любого месяца года.

По всем вопросам оформления подписки следует обращаться в издательский отдел ОИЯИ по адресу: 141980, г.Дубна, Московской области

Авраменко С.А. и др.
Импульсные спектры пионов в реакциях
перезарядки ядер $A(t, {}^3\text{He})$

E1-94-311

В экспериментах с использованием стримерной камеры исследовались реакции перезарядки ($t, {}^3\text{He}$) на углероде и магнии. Экспериментальные спектры продольных пионных импульсов сравнивались с расчетными для событий, в которых наблюдалось рождение только одного π^- . Оказалось, что только 60—70% из пионов могут быть обусловлены квази-свободным рождением Δ^- на нуклонах мишени. Импульс остальных пионов значительно выше, чем при рождении дельта-изобары, и может быть объяснен когерентным рождением в пролетающем ядре и когерентным рождением в мишени, но через возбуждение $N(1440)$ и/или $N(1520)$.

Работа выполнена в Лаборатории высоких энергий ОИЯИ.

Сообщение Объединенного института ядерных исследований. Дубна, 1994

Avramenko S.A. et al.
Pion Momentum Spectra in Nuclear Charge
Exchange Reactions $A(t, {}^3\text{He})$

E1-94-311

The charge exchange reaction ($t, {}^3\text{He}$) on carbon and magnesium targets was investigated in experiments using a streamer chamber. The experimental longitudinal momentum spectrum for events with single secondary pion was compared with the calculated one. Only 60—70% of pions were shown may be produced by quasi-free Δ^- excitation in the target nucleus. The momentum of the remaining pions was significantly higher than for delta pions and the coherent production in the projectile complementary to coherent production via $N(1440)$ or/and $N(1520)$ in the target nucleus was suggested.

The investigation has been performed at the Laboratory of High Energies, JINR.

Communication of the Joint Institute for Nuclear Research. Dubna, 1994

Макет Н.А.Киселевой

Подписано в печать 27.09.94
Формат 60×90/16. Офсетная печать. Уч.-изд.листов 0,48
Тираж 450. Заказ 47605. Цена 86 р.

Издательский отдел Объединенного института ядерных исследований
Дубна Московской области