

CERN-EP-2020-113
2021/02/02

CMS-BPH-17-004

Search for the lepton flavor violating decay $\tau \rightarrow 3\mu$ in proton-proton collisions at $\sqrt{s} = 13$ TeV

The CMS Collaboration*

Abstract

Results are reported from a search for the lepton flavor violating decay $\tau \rightarrow 3\mu$ in proton-proton collisions at $\sqrt{s} = 13$ TeV. The data sample corresponds to an integrated luminosity of 33.2 fb^{-1} recorded by the CMS experiment at the LHC in 2016. The search exploits τ leptons produced in both W boson and heavy-flavor hadron decays. No significant excess above the expected background is observed. An upper limit on the branching fraction $\mathcal{B}(\tau \rightarrow 3\mu)$ of 8.0×10^{-8} at 90% confidence level is obtained, with an expected upper limit of 6.9×10^{-8} .

"Published in the Journal of High Energy Physics as doi:10.1007/JHEP01(2021)163."

arXiv:2007.05658v2 [hep-ex] 31 Jan 2021

1 Introduction

In the standard model (SM) with massless neutrinos, the three lepton flavor numbers are exactly conserved. The observation of neutrino oscillations not only proves that lepton flavor is not conserved in the neutral sector, but also provides a mechanism, through neutrino loops, for lepton flavor violating (LFV) decays of charged leptons such as $\tau \rightarrow 3\mu$, albeit with extraordinarily small branching fractions [1–3]. However, a number of SM extensions predict a much larger $\tau \rightarrow 3\mu$ branching fraction, including values as high as 10^{-10} – 10^{-8} [4–6], accessible to current and near-future experiments. The BaBar Collaboration set a limit of $\mathcal{B}(\tau \rightarrow 3\mu) < 5.3 \times 10^{-8}$ at 90% confidence level (CL) [7]. The present best limit of $< 2.1 \times 10^{-8}$ at 90% CL was obtained by the Belle experiment [8]. Searches at the CERN LHC are approaching this sensitivity with 90% CL upper limits of 4.6×10^{-8} from LHCb [9] and 38×10^{-8} from ATLAS [10].

The LHCb and ATLAS results targeted τ production from heavy-flavor hadron decays and W boson decays, respectively. While many more τ leptons are produced from heavy-flavor hadron decays, the τ leptons from W decays tend to have larger transverse momentum (p_T) and are typically isolated from hadronic activity, providing an experimental signature with much less background. In this paper, we present results from the CMS experiment of the first search for the LFV decay $\tau \rightarrow 3\mu$ from a combination of the two independent channels (production in W boson and heavy-flavor hadron decays). Using both channels, for which CMS has comparable sensitivity, provides the best opportunity for a discovery or the lowest upper limit on the branching fraction. The data were collected at the LHC in 2016 from proton-proton (pp) collisions at a center-of-mass energy of 13 TeV, and correspond to an integrated luminosity of 33.2 fb^{-1} . Inclusion of charge-conjugate states is implied throughout this paper.

2 The CMS experiment

The central feature of the CMS apparatus is a superconducting solenoid of 6 m internal diameter, providing a magnetic field of 3.8 T. Within the solenoid volume are a silicon pixel and strip tracker, a lead tungstate crystal electromagnetic calorimeter, and a brass and scintillator hadron calorimeter, each composed of a barrel and two endcap sections. Muons are measured in gas-ionization detectors embedded in the steel flux-return yoke outside the solenoid. Additional forward calorimetry complements the coverage provided by the barrel and endcap detectors. A more detailed description of the CMS detector, together with a definition of the coordinate system used and the relevant kinematic variables, can be found in Ref. [11].

Events of interest are selected using a two-tiered trigger system [12]. The first level (L1), composed of custom hardware processors, uses information from the calorimeters and muon detectors to select events at a rate of around 100 kHz within a fixed time interval of less than $4 \mu\text{s}$. The second level, known as the high-level trigger, consists of a farm of processors running a version of the full event reconstruction software optimized for fast processing, and reduces the event rate to around 1 kHz before data storage.

The particle-flow algorithm [13] aims to reconstruct and identify each individual particle in an event, with an optimized combination of information from the various elements of the CMS detector. In particular, muons are identified by matching tracks in the silicon tracker with tracks in the muon detector and verifying the energy deposited in the calorimeters is consistent with that expected for muons. The muon momentum is obtained from the curvature observed in the silicon tracker and the relative p_T resolution for muons with $p_T < 100 \text{ GeV}$ is 1% in the barrel and 3% in the endcaps [14].

Simulated event samples are used to validate the analysis, measure acceptance and efficiency, and estimate systematic uncertainties. For the analysis of τ leptons from W boson decays, events were simulated using `MADGRAPH5_aMC@NLO` 2.5.2 [15, 16] at leading order, assuming a two-Higgs-doublet model that allows for flavor changing neutral currents and LFV processes, interfaced with `PYTHIA` for parton shower and hadronization descriptions. The W production and decay, as well as the τ decay, are handled by `MADGRAPH5_aMC@NLO`. The p_T distribution of the W boson is reweighted to match that obtained from a SM next-to-leading-order $W \rightarrow \ell\nu$ sample produced with `MADGRAPH5_aMC@NLO` and interfaced to `PYTHIA` for parton showers and hadronization. For the analysis of τ leptons from heavy-flavor hadron decays, events were simulated using `PYTHIA` 8.226 [17] with the CUETP8M1 tune [18] interfaced with `EVTGEN` 1.6.0 [19] for particle decays, with the τ decay kinematics determined by phase space, rather than a particular model. All events are passed through the CMS detector simulation based on `GEANT4` [20]. The multiple pp collisions that occur within the same or nearby bunch crossings (pileup) are modeled by including additional minimum bias events generated with `PYTHIA` with a distribution that matches the one observed in data. Simulated events are reconstructed with the same algorithms as used for data, including emulation of the triggers.

3 Data selection

The triggers used by this analysis evolved during the data collection period, primarily to cope with increases in the instantaneous luminosity. Most of the data were collected with an L1 trigger requirement of either three muons, two muons with at least one muon having $p_T > 10$ GeV, or two muons with both muons having an absolute pseudorapidity of $|\eta| < 1.6$. The dimuon L1 triggers also required the two muons to have an absolute pseudorapidity difference $|\Delta\eta| < 1.8$. The high-level trigger required three reconstructed charged particles (tracks), of which two must be identified as muons with $p_T > 3$ GeV and the other must have $p_T > 1.2$ GeV. The three tracks are fitted to a common vertex and kept if the normalized χ^2 of the fit is less than 8; the vertex location is at least 2 times its uncertainty from the beamline; the p_T of the combination ($p_T^{3\mu}$) is greater than 8 GeV; the invariant mass (assuming a muon mass for all tracks) is in the range 1.60–2.02 GeV; and the cosine of the angle in the transverse plane between the three-track momentum vector and the vector from the beamline to the vertex is greater than 0.9. During the first half of 2016, errors in the L1 triggers used by this analysis resulted in a significant loss of efficiency for muons with $|\eta| > 1.24$. While this trigger misconfiguration is not modeled by the simulation, it is accounted for by the analysis.

Offline, all combinations of three muons in the event with a combined charge of ± 1 are considered and a fit to a common vertex is attempted to make a τ candidate. The muons are required to match the ones used in the trigger, and the trigger-level selection criteria are reapplied. If either of the oppositely charged dimuon combinations from the τ candidate has an invariant mass within 20 MeV of the mass of the $\omega(783)$ or $\phi(1020)$ resonances, the candidate is rejected. Events with at least one τ candidate with an invariant mass between 1.6 and 2.0 GeV are kept for analysis by two different algorithms, one optimized for production of τ leptons in W boson decays and the other optimized for production of τ leptons in heavy-flavor hadron decays.

4 Search for $\tau \rightarrow 3\mu$ in W boson decays

4.1 Selecting τ candidates

For the W boson analysis, τ candidates must pass the selection criteria described in Section 3, as well as an additional veto that suppresses background arising from dimuon decays of hadronic resonances. The veto considers all pairs of oppositely charged muons with one muon from the τ candidate and one muon not associated with the τ candidate. If any of the muon pairs form a good vertex (vertex fit χ^2 probability above 5%) and have an invariant mass within twice the larger of the detector resolution or natural width of a known resonance with a dimuon decay, the τ candidate is vetoed. The checked resonances are η , $\omega(783)$, $\rho(770)$, $\phi(1020)$, J/ψ , $\psi(2S)$, $Y(1S)$, $Y(2S)$, $Y(3S)$, and Z.

The reconstructed pp interaction vertex with the largest value of summed physics-object p_T^2 is taken to be the primary interaction vertex. The physics objects are the jets, clustered using the anti- k_T algorithm [21, 22] with the tracks assigned to candidate vertices as inputs, and the associated missing transverse momentum, taken as the negative vector sum of the \vec{p}_T of those jets.

To better separate signal from background, a boosted decision tree (BDT) is trained [23] using simulated signal events and background from data events in the mass sideband region (trimuon invariant mass in the range of 1.60–1.74 or 1.82–2.00 GeV). The signal sample used for training the BDT is a combination of several samples, each with a different τ lepton mass (covering the mass range 1.6–2 GeV), to avoid training on the true τ mass. Data in the mass sidebands contain combinatorial background, as well as decays, primarily of heavy-flavor hadrons, where one or more hadrons are misreconstructed as muons. Simulated data were used to verify that background from charm hadron decays does not produce a peak in the trimuon mass.

The BDT uses 18 variables. The variables include a measure of the muon quality for each muon, the difference in longitudinal impact parameters with respect to the primary vertex for each pair of muons, the p_T and η of the τ candidate, the χ^2 of the trimuon vertex fit, the distance in the transverse plane between the trimuon vertex and the beamline divided by the uncertainty in that distance, and the angle in the transverse plane between the trimuon momentum vector and the vector between the beamline and the trimuon vertex. The remaining variables include additional information about the event. The absolute isolation of the τ candidate [24] is the sum of the transverse momenta of the charged particles (charged isolation) and photons (neutral isolation) reconstructed using the particle-flow algorithm, with $\Delta R = \sqrt{(\Delta\eta)^2 + (\Delta\phi)^2} < 0.5$, where $\Delta\eta$ and $\Delta\phi$ are the differences in pseudorapidity and azimuthal angle, respectively, between the directions of the particle and the τ candidate. The charged isolation only includes tracks that pass within 0.2 cm of the primary vertex in the longitudinal direction and are not one of the τ candidate constituents. The neutral isolation is corrected for pileup following the prescription in Ref. [24]. The variable used in the BDT is the relative isolation, defined as the absolute isolation divided by the p_T of the τ candidate.

Assuming that the only missing particle in the event is the neutrino from the $W \rightarrow \tau\nu$ decay, the neutrino \vec{p}_T can be determined from the negative vector sum of the transverse momenta of all other particles in the event, a quantity referred to as \vec{p}_T^{miss} . A multivariate regression that uses additional information from the event [25] is applied to \vec{p}_T^{miss} to reduce effects from pileup, improving the \vec{p}_T^{miss} resolution by 30%. The W boson \vec{p}_T is defined as the sum of \vec{p}_T^{miss} and $\vec{p}_T^{3\mu}$. Furthermore, using the known mass of the W boson, the longitudinal momentum of the neutrino can be determined, up to a two-fold ambiguity. The remaining BDT variables use this information and are: both neutrino longitudinal momentum solutions, W boson p_T ,

p_T^{miss} , the angle $\Delta\phi$ in the transverse plane between \vec{p}_T^{miss} and $\vec{p}_T^{3\mu}$, and the transverse W mass $\sqrt{2p_T^{3\mu} p_T^{\text{miss}} (1 - \cos \Delta\phi)}$.

The BDT is trained and tested on independent samples with no evidence of overtraining or bias. The most important variables are found to be the τ candidate relative isolation, transverse W mass, and $p_T^{3\mu}$.

4.2 Analysis strategy

The relationship between the $\tau \rightarrow 3\mu$ branching fraction and the number of signal events can be written as:

$$\mathcal{B}(\tau \rightarrow 3\mu) = \frac{N_{\text{sig}(W)}}{\mathcal{L} \sigma(\text{pp} \rightarrow W + X) \mathcal{B}(W \rightarrow \tau\nu) \mathcal{A}_{3\mu(W)} \epsilon_{3\mu(W)}}, \quad (1)$$

where $N_{\text{sig}(W)}$ is the number of signal events, \mathcal{L} is the integrated luminosity, $\sigma(\text{pp} \rightarrow W + X)$ is the W boson production cross section, $\mathcal{B}(W \rightarrow \tau\nu)$ is the branching fraction of W decay to $\tau\nu$, $\mathcal{A}_{3\mu(W)}$ is the acceptance, and $\epsilon_{3\mu(W)}$ is the combined reconstruction, selection, and trigger efficiency for the three muons. The product of $\sigma(\text{pp} \rightarrow W + X)$ and $\mathcal{B}(W \rightarrow \tau\nu)$ is obtained from the ATLAS measurement of $\sigma(\text{pp} \rightarrow W + X) \mathcal{B}(W \rightarrow \mu\nu)$ at 13 TeV [26] and the world-average value of the ratio $\mathcal{B}(W \rightarrow \tau\nu) / \mathcal{B}(W \rightarrow \mu\nu)$ [27]. Other sources of τ leptons, such as from Z boson or D meson decays, are neglected as either the low production cross section or BDT selection efficiency reduces their contribution to no more than a few percent of that from W boson production.

Simulated samples are used to estimate the relative production of τ leptons from different sources and to determine the acceptance and efficiency of the signal. To account for differences between data and simulation, several multiplicative corrections are applied on an event-by-event basis to the simulated events. Each of the three muons has a weight associated with it, which is the product of three corrections related to the efficiency of reconstructing the track in the tracker, the efficiency of identifying the reconstructed track as a muon, and the efficiency for the trigger system to find the muon given that it was reconstructed and identified by the offline algorithm. An additional correction is applied to account for the L1 trigger misconfiguration described in Section 3. The average weight from the combination of these corrections is 0.88. The difference from unity comes primarily from the trigger efficiency. The weighted events are used to determine the signal efficiency, and the uncertainties from the corrections are included as systematic uncertainties.

Since the τ invariant mass resolution is a strong function of the τ pseudorapidity, the data sample is divided into two mutually exclusive categories, barrel and endcap, corresponding to trimuon $|\eta| < 1.6$ (with an average mass resolution of 16 MeV) and $|\eta| \geq 1.6$ (with an average mass resolution of 27 MeV), respectively. Events with a BDT score larger than a given threshold are selected and used for the final analysis. Simulated signal and sideband data events are used to set the BDT score thresholds for the barrel and endcap regions that give the most stringent expected exclusion limits. Figure 1 shows the trimuon invariant mass distributions for events passing each category, along with a background-only fit (described in Section 6) and the contribution expected for a signal with $\mathcal{B}(\tau \rightarrow 3\mu) = 10^{-7}$.

4.3 Systematic uncertainties

The largest systematic uncertainty is from the corrections that are used in extracting the signal efficiency. This is dominated by the L1 trigger inefficiency correction, which predominantly

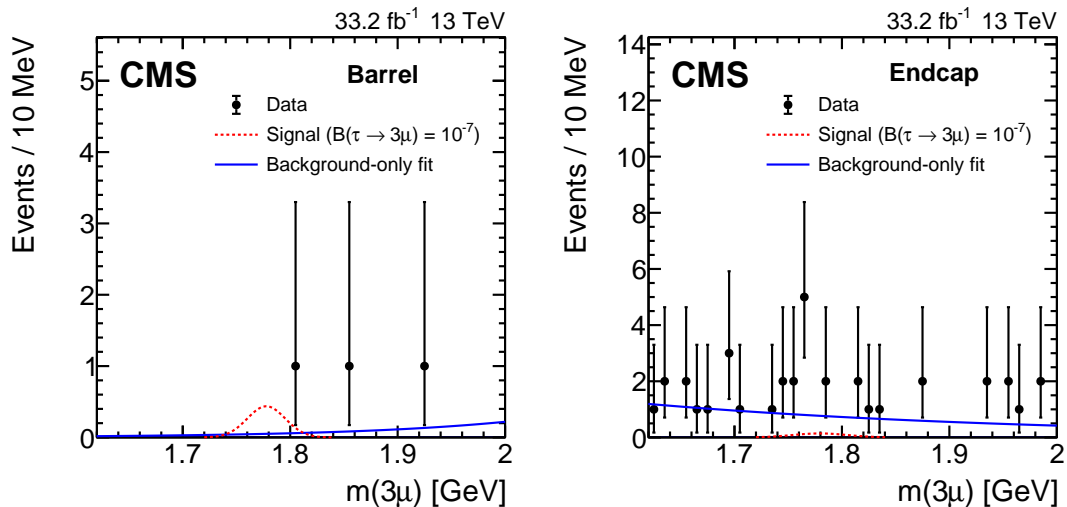


Figure 1: Trimuon invariant mass distributions for barrel (left) and endcap (right) categories of the W boson analysis. The data are shown with filled circles and vertical bars representing the statistical uncertainty. The background-only fit and the expected signal for $\mathcal{B}(\tau \rightarrow 3\mu) = 10^{-7}$ are shown with solid and dashed lines, respectively.

affects the endcap region, and is correlated between the barrel and endcap categories. The other simulation correction uncertainties are uncorrelated between the two categories. The second largest systematic uncertainty arises from the limited size of the simulated samples and is uncorrelated between the two categories. The remaining uncertainties come from the integrated luminosity [28], the W boson production cross section, and the W boson branching fractions, all of which are correlated between the barrel and endcap categories. The systematic uncertainties are summarized in Table 1.

Table 1: Sources of systematic uncertainties in the W boson analysis and their effect on the signal efficiency and normalization for the barrel and endcap categories.

Source	Uncertainty (%)	
	Barrel	Endcap
Signal efficiency	7.9	32
Limited size of simulated samples	4.3	6.2
Integrated luminosity	2.5	2.5
$pp \rightarrow W$ cross section	2.9	2.9
$\mathcal{B}(W \rightarrow \mu\nu)$	0.2	0.2
$\mathcal{B}(W \rightarrow \tau\nu)$	0.2	0.2
Total	9.8	33

5 Search for $\tau \rightarrow 3\mu$ in heavy-flavor hadron decays

The measurement of the $\tau \rightarrow 3\mu$ branching fraction for τ leptons produced in charm and bottom decays is complicated by uncertainties in the production of heavy-flavor hadrons. These uncertainties are reduced by utilizing the decay $D_s^+ \rightarrow \phi \pi^+ \rightarrow \mu^+ \mu^- \pi^+$ to normalize the signal yield.

Simulated samples are used to estimate the relative production of τ leptons from different sources and to determine the acceptance and efficiency of the signal and normalization modes. Four samples are used to extract the acceptance and efficiency. The first is a sample of $D_s^+ \rightarrow$

$\tau^+\nu$ decays. The second and third samples contain the inclusive $B^+ \rightarrow \tau + X$ and $B^0 \rightarrow \tau + X$ decays, respectively. The fourth sample contains $D_s^+ \rightarrow \phi\pi^+ \rightarrow \mu^+\mu^-\pi^+$ events. For all samples, the heavy-flavor decays are simulated with EVTGEN 1.6.0, with the $\tau \rightarrow 3\mu$ decay occurring via phase space. In the first and fourth samples, the D_s^+ mesons can be produced by hadronization or from b hadron decays. The acceptance \mathcal{A} is the fraction of events in which all tracks of the τ or D_s^+ decay have $|\eta| < 2.4$, the muons have $p > 2.5$ GeV, and the pion (if present) has $p_T > 1$ GeV. The efficiency is the product of the reconstruction and selection efficiency ϵ^{reco} and the trigger efficiency ϵ^{trig} .

5.1 Selecting τ candidates

For the heavy-flavor analysis, τ candidates must pass the selection criteria described in Section 3 and the lowest- p_T track must have $p_T > 2$ GeV. The trimuon sample is divided into a signal region (invariant mass of 1.75–1.80 GeV) and a sideband (background) region (invariant mass of 1.60–1.75 or 1.80–2.00 GeV). The normalization channel $D_s^+ \rightarrow \phi\pi^+ \rightarrow \mu^+\mu^-\pi^+$ uses the same selection criteria with a few exceptions. Only two muons are required and they must be oppositely charged with an invariant mass between 1 and 1.04 GeV. The track associated with the pion must have $p_T > 2$ GeV and form a vertex with the two muons with a normalized χ^2 less than 5. The three-track invariant mass must be in the range 1.68–2.02 GeV, with the signal region defined as 1.93–2.01 GeV and the sideband region as 1.70–1.80 GeV. If there is more than one τ or D_s^+ candidate in an event, the one with the smallest vertex fit χ^2 is selected. Once a candidate is found, its trajectory is extrapolated to the beamline and the primary vertex is selected as the reconstructed pp collision vertex that is closest to the extrapolated point.

To improve the signal-to-background ratio for the $\tau \rightarrow 3\mu$ sample, a BDT is trained using simulated signal events (including τ leptons produced from both charm and bottom decays) and background events from the data sideband region. The training utilizes 10 variables: the smallest muon momentum, three distinct muon quality criteria (each using the “worst” value of the three muon candidates), the χ^2 of the trimuon vertex fit, the angle between the trimuon momentum vector and the vector connecting the primary and trimuon vertices, the distance between the trimuon vertex and the primary vertex divided by the uncertainty in that distance, the smallest transverse impact parameter of the muons with respect to the primary vertex, and two isolation variables. The first isolation variable is the smallest distance of closest approach to the trimuon vertex of all other tracks in the event with $p_T > 1$ GeV. The second isolation variable sums the p_T of all tracks with $p_T > 1$ GeV, $\Delta R < 0.3$ with respect to the muon candidate, and with a distance of closest approach with respect to the muon candidate below 1 mm, and divides this sum by the muon candidate p_T . The largest value of the isolation parameter among the three muons is used by the BDT.

The BDT is trained and tested on independent samples with no evidence of overtraining. The BDT output was also verified to be independent of the trimuon invariant mass. A BDT for the normalization mode is similarly trained using the same 10 variables (modified to account for one less muon). The efficiency as a function of the BDT requirement is measured with both actual and simulated data for the normalization mode. The largest discrepancy, 5%, is taken as a systematic uncertainty associated with modeling the BDT efficiency.

To improve the sensitivity of the analysis, the τ candidates are separated into six categories depending on the BDT score and the trimuon invariant mass resolution (the ratio of the mass uncertainty σ_m , calculated from propagating the track parameter uncertainties, to the invariant mass m). There are three mass resolution bins: $\sigma_m/m \leq 0.7\%$, $0.7\% < \sigma_m/m < 1.0\%$, and $\sigma_m/m \geq 1.0\%$, with average mass resolutions of 12, 19, and 25 MeV, and labeled A, B, and C, re-

spectively. The first and last bins roughly correspond to barrel and endcap events, respectively. Each mass resolution bin is then divided into three bins based on the BDT score. The highest two BDT bins in each mass resolution bin are used in the search, with the highest signal-to-background bin given the label “1” and the other “2”. Thus, the six categories are labeled A1, A2, B1, B2, C1, and C2. The values of the two BDT bin boundaries in each mass resolution bin are determined independently by simultaneously scanning both values to find the result that gives the best expected upper limit on $\mathcal{B}(\tau \rightarrow 3\mu)$. The trimuon invariant mass distribution for each category is shown in Fig. 2, along with a background-only fit (described in Section 6) and the contribution expected for a signal with $\mathcal{B}(\tau \rightarrow 3\mu) = 10^{-7}$.

5.2 Signal yield normalization

Results from simulation indicate that the τ leptons in the data sample overwhelmingly come from three disjoint sources: prompt D meson decays (the D meson is not from a b hadron decay), b hadron decays (directly from b hadron decays), and nonprompt D meson decays (the D is from a b hadron decay), with contributions of 65, 25, and 10%, respectively. More than 95% of the τ leptons produced from charm meson decays are from D_s^+ meson decays, with the remainder from D^+ meson decays. Approximately 75% of the signal is expected to come from the L1 dimuon trigger, and can be directly calibrated using $D_s^+ \rightarrow \phi \pi^+ \rightarrow \mu^+ \mu^- \pi^+$ events since they pass the same trigger. The remaining 25% of the expected signal is obtained exclusively from the L1 trimuon trigger. As detailed in Section 6, the final results are obtained from a fit that uses both the expected number of background events and the relationship between $\mathcal{B}(\tau \rightarrow 3\mu)$ and the expected number of signal events. While this relationship can be obtained from an equation similar to Eq. (1), the heavy-flavor production cross sections have large uncertainties. To mitigate this, and correct for effects like the L1 trigger misconfiguration during the first half of 2016, we extract the expected signal yields using methods based on control samples in data to calibrate the production of τ leptons.

5.2.1 Yield of events from dimuon L1 triggers

The expected number of $\tau \rightarrow 3\mu$ signal events from D_s^+ meson decays that pass the dimuon L1 triggers, denoted $N_{\text{sig}(D)}$, is related to $\mathcal{B}(\tau \rightarrow 3\mu)$ by:

$$N_{\text{sig}(D)} = N_{\text{norm}} \frac{\mathcal{B}(D_s^+ \rightarrow \tau^+ \nu)}{\mathcal{B}(D_s^+ \rightarrow \phi \pi^+ \rightarrow \mu^+ \mu^- \pi^+)} \frac{\mathcal{A}_{3\mu(D)} \epsilon_{3\mu(D)}^{\text{reco}} \epsilon_{3\mu(D)}^{2\mu\text{trig}}}{\mathcal{A}_{\mu\mu\pi} \epsilon_{\mu\mu\pi}^{\text{reco}} \epsilon_{\mu\mu\pi}^{2\mu\text{trig}}} \mathcal{B}(\tau \rightarrow 3\mu), \quad (2)$$

where N_{norm} is the measured $D_s^+ \rightarrow \phi \pi^+ \rightarrow \mu^+ \mu^- \pi^+$ yield, \mathcal{A} , ϵ^{reco} , and ϵ^{trig} are the detector acceptance, selection efficiency, and trigger efficiency for the two channels, respectively, and the branching fractions are $\mathcal{B}(D_s^+ \rightarrow \tau^+ \nu) = (5.48 \pm 0.23)\%$ and $\mathcal{B}(D_s^+ \rightarrow \phi \pi^+ \rightarrow \mu^+ \mu^- \pi^+) = (1.3 \pm 0.1) \times 10^{-5}$ [27]. Figure 3 (left) shows the $\mu\mu\pi$ invariant mass distribution with fits to the D^+ and D_s^+ peaks using Crystal Ball functions [29] for the signal and an exponential function for the background, from which N_{norm} can be extracted from the peak on the right. Note that $N_{\text{sig}(D)}$ includes contributions from directly produced D_s^+ mesons and D_s^+ mesons from b hadron decays. To evaluate the degree to which the normalization mode mimics the signal mode, the ratio of the $D_s^+ \rightarrow \phi \pi^+ \rightarrow \mu^+ \mu^- \pi^+$ yield to the number of signal sideband events is measured for seven different run periods. Assuming these seven values are measuring the same quantity, we use the scale-factor method [27] to derive a systematic uncertainty of 10%.

The expected number of $\tau \rightarrow 3\mu$ signal events from decays of the form $B \rightarrow \tau + X$ coming from

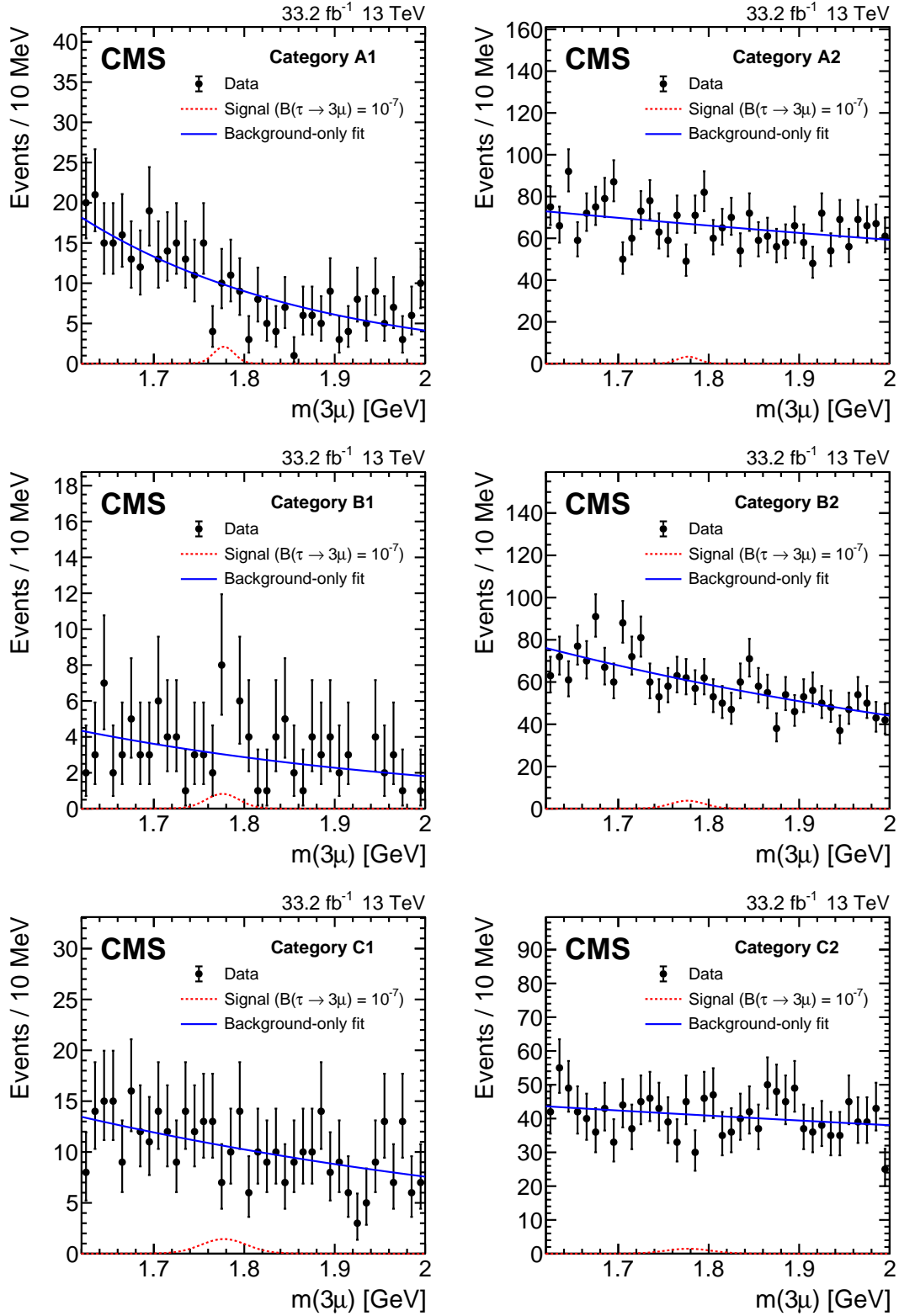


Figure 2: Trimuon invariant mass distributions in the six independent event categories used in the heavy-flavor analysis and defined in the text: A1, A2, B1, B2, C1, C2. The data are shown with filled circles and vertical bars representing the statistical uncertainty. The background-only fit and the expected signal for $\mathcal{B}(\tau \rightarrow 3\mu) = 10^{-7}$ are shown with solid and dashed lines, respectively.

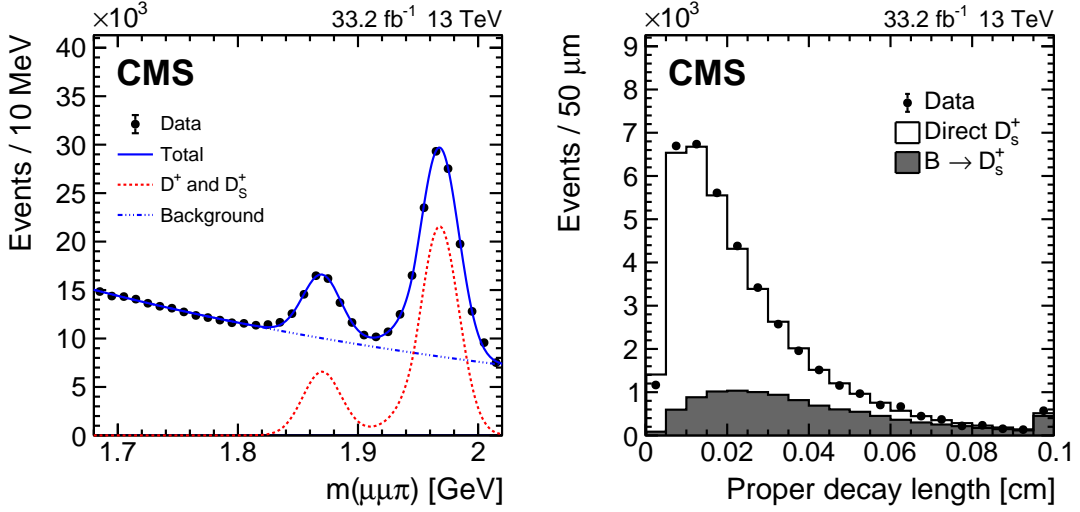


Figure 3: Left: the $\mu\mu\pi$ invariant mass distribution with fits to the D^+ and D_s^+ peaks and the background. Right: background-subtracted proper decay length distribution for $D_s^+ \rightarrow \phi\pi^+ \rightarrow \mu^+\mu^-\pi^+$ events (points) and the fitted contributions from D_s^+ mesons produced directly (open histogram) and from b hadron decays (filled histogram). The highest bin also contains the overflow events. The vertical bars in both plots represent the statistical uncertainties in the data.

the dimuon L1 triggers, denoted $N_{\text{sig}(B)}$, is related to $\mathcal{B}(\tau \rightarrow 3\mu)$ by:

$$N_{\text{sig}(B)} = N_{\text{norm}} f \frac{\mathcal{B}(B \rightarrow \tau + X)}{\mathcal{B}(D_s^+ \rightarrow \phi\pi^+ \rightarrow \mu^+\mu^-\pi^+) \mathcal{B}(B \rightarrow D_s^+ + X)} \frac{\mathcal{A}_{3\mu(B)}}{\mathcal{A}_{\mu\mu\pi}} \frac{\epsilon_{3\mu(B)}^{\text{reco}}}{\epsilon_{\mu\mu\pi}^{\text{reco}}} \frac{\epsilon_{3\mu(B)}^{2\mu\text{trig}}}{\epsilon_{\mu\mu\pi}^{2\mu\text{trig}}} \mathcal{B}(\tau \rightarrow 3\mu), \quad (3)$$

where N_{norm} is the measured $D_s^+ \rightarrow \phi\pi^+ \rightarrow \mu^+\mu^-\pi^+$ yield, f is the fraction of observed D_s^+ mesons from b hadron decays, and \mathcal{A} , ϵ^{reco} , and ϵ^{trig} are the detector acceptance, selection efficiency, and trigger efficiency for the two channels, respectively. The newly introduced branching fractions are $\mathcal{B}(B \rightarrow \tau + X) = (3.4 \pm 0.4)\%$ (including the measured 2.7% from $B \rightarrow \tau\nu D^{(*)}$ decays [27] and an estimated 0.7% from other decays based on PYTHIA) and $\mathcal{B}(B \rightarrow D_s^+ + X) = (10.0 \pm 1.6)\%$ (averaging the measured B^0 and B^- branching fractions [27]).

The fraction f can be calculated as $f = \sigma(\text{pp} \rightarrow B) \mathcal{B}(B \rightarrow D_s^+ + X) / \sigma(\text{pp} \rightarrow D_s^+)$. Since the D_s^+ mesons produced from b hadron decays will tend to decay farther from the pp collision vertex than directly produced D_s^+ mesons, we use the proper decay length distribution to measure f . The proper decay length is LM/p where L is the distance between the primary vertex and the $\mu\mu\pi$ vertex, M is the $\mu\mu\pi$ invariant mass, and p is the $\mu\mu\pi$ momentum. Figure 3 (right) shows the proper decay length distribution for D_s^+ mesons in which the background has been subtracted using the invariant mass sidebands. The proper decay length distribution shapes for D_s^+ mesons directly produced (open histogram) and from B decays (shaded histogram) are obtained from simulation. The data distribution is fit to a linear sum of these two simulation shapes, yielding a measured value of $f = 0.267 \pm 0.015$. The value from simulation of 0.240 ± 0.001 is used in the analysis and the difference between the two values is included as a systematic uncertainty.

The small contributions from $D^+ \rightarrow \tau + X$ and $B_s^0 \rightarrow \tau + X$ decays are added by scaling the $D_s^+ \rightarrow \tau^+\nu$ and $B \rightarrow \tau + X$ predictions by 0.04 and 0.12, respectively, as determined from simulation. A systematic uncertainty equal to the total contribution in each case is assessed.

The much smaller contribution ($\sim 0.1\%$) from direct b baryon decays is not included.

Uncertainties in the ratios of event selection acceptances ($\mathcal{A}_{3\mu(D)}/\mathcal{A}_{\mu\mu\pi}$ and $\mathcal{A}_{3\mu(B)}/\mathcal{A}_{\mu\mu\pi}$) are estimated by changing the parton distribution function sets in the corresponding simulated events. Although the acceptances change by up to 7%, the ratios remain constant within $\mathcal{O}(1\%)$, consistent with the statistical uncertainty associated with the size of the simulated samples. In the ratio $\epsilon_{3\mu}^{\text{reco}}/\epsilon_{\mu\mu\pi}^{\text{reco}}$, the muon reconstruction efficiency does not cancel exactly since the numerator refers to events with three muons and the denominator to events with only two. We derive data-to-simulation corrections for the muon reconstruction efficiency in bins of muon p_T and η using the tag-and-probe method [30] applied to $J/\psi \rightarrow \mu\mu$ data events. These additional corrections are then applied to signal events. The systematic uncertainty in the correction is estimated to be 1.5%.

5.2.2 Yield of events exclusively from trimuon L1 triggers

As described in Section 3, the data are collected using both dimuon and trimuon triggers. The data collected using trimuon triggers cannot be directly normalized to $D_s^+ \rightarrow \phi\pi^+ \rightarrow \mu^+\mu^-\pi^+$, as this decay only contains two muons. The simulation predicts that the fraction of signal events triggered exclusively through the L1 trimuon trigger is 33% of the events passing the L1 dimuon triggers. When measured from events in the sideband region, this ratio is found to be 35% using data collected after the initial trigger problems were fixed, a 6% difference. The data-to-simulation correction for the dimuon trigger, measured in $D_s^+ \rightarrow \phi\pi^+ \rightarrow \mu^+\mu^-\pi^+$ events, is 0.90 for the same data-taking period. We scale up the dimuon-triggered predicted yields for this data-taking period by the simulation value of 33% and assign a systematic uncertainty of 12% to account for the observed 6 and 10% differences. For the initial data-taking periods, the expected yield is scaled by the ratio of the trimuon trigger rates in the early and late periods, with the same 12% uncertainty.

5.3 Systematic uncertainties

The systematic uncertainties associated with the expected signal event yield, as described previously, are summarized in Table 2. In addition, systematic uncertainties related to the signal and background shapes are evaluated. The signal invariant mass shape uncertainties are estimated by comparing data and simulation results for the fitted value of the mean and resolution in $D_s^+ \rightarrow \phi\pi^+ \rightarrow \mu^+\mu^-\pi^+$ decays. The mean value is found to be 0.07% higher in simulation and therefore the mass in the signal simulation is shifted by -0.07% with a systematic uncertainty of 0.07%. The resolution is found to be 2% smaller in simulation and thus the signal simulation resolution is increased by 2%, with a systematic uncertainty of 2.5%, consistent with the statistical precision of the measurement. The uncertainty in the background shape is obtained by varying the functional form from the default exponential to a third-order polynomial and a power-law function. This is found to contribute an uncertainty of less than 1%.

6 Results

The branching fraction $\mathcal{B}(\tau \rightarrow 3\mu)$ is extracted from a simultaneous unbinned maximum likelihood fit to the trimuon invariant mass distribution (1.6–2 GeV) in the two categories of the W boson analysis and the six categories of the heavy-flavor analysis.

For the W boson analysis, the signal model is a Gaussian function with fixed mean and width, as determined from fitting the simulated events in the appropriate category. For the heavy-flavor selection, the signal model is a Gaussian plus Crystal Ball function [29] with fixed mean

Table 2: The sources of systematic uncertainties in the heavy-flavor analysis affecting signal modeling and their impact on the expected signal event yield. The columns labeled Uncertainty and Yield give the relative uncertainty associated with the source, and the resulting effect on the yield, respectively.

Source of uncertainty	Uncertainty (%)	Yield (%)
D_s^+ normalization	10	10
$\mathcal{B}(D_s^+ \rightarrow \tau^+ \nu)$	4	3
$\mathcal{B}(D_s^+ \rightarrow \phi \pi^+ \rightarrow \mu^+ \mu^- \pi^+)$	8	8
$\mathcal{B}(B \rightarrow D_s^+ + X)$	16	5
$\mathcal{B}(B \rightarrow \tau + X)$	11	3
B/D ratio f	11	3
Number of events from L1 trimuon trigger	12	3
Acceptance ratio $\mathcal{A}_{3\mu} / \mathcal{A}_{\mu\mu\pi}$	1	1
Muon reconstruction efficiency	1	1
BDT requirement efficiency	5	5
Total		16

and width, as determined from fitting the simulated events in the appropriate category and modified as described in Section 5.3. In all cases, the background model is an exponential function with parameters and normalization determined by the fit.

As can be seen in the trimuon invariant mass plots of Figs. 1 and 2, no evidence for a $\tau \rightarrow 3\mu$ signal is found. Upper limits on $\mathcal{B}(\tau \rightarrow 3\mu)$ are determined from a fully frequentist method [31] based on modified profile likelihood test statistics and the CL_s criterion [32, 33]. Systematic uncertainties are incorporated in the analysis via nuisance parameters. Uncertainties are assumed to be uncorrelated between the two channels. A log-normal probability density function is assumed for the nuisance parameters affecting the corrected signal yields. Events from data and simulation that pass the selection criteria of both analyses are removed from the heavy-flavor analysis in the combined fit.

The observed (expected) upper limit at 90% CL on $\mathcal{B}(\tau \rightarrow 3\mu)$ using all events is 8.0×10^{-8} (6.9×10^{-8}). Fitting the W boson and heavy-flavor events separately returns observed (expected) 90% CL upper limits of 20×10^{-8} (13×10^{-8}) and 9.2×10^{-8} (10.0×10^{-8}), respectively.

7 Summary

The results of a search for the lepton flavor violating decay $\tau \rightarrow 3\mu$, using proton-proton collisions with a center-of-mass energy of 13 TeV at the LHC, are presented. The search uses data collected by CMS in 2016, corresponding to an integrated luminosity of 33.2 fb^{-1} , and, for the first time, combines the result of two analyses: one targeting τ leptons produced in W boson decays and the other using τ leptons from heavy-flavor hadron decays. No signal is observed, and the branching fraction $\mathcal{B}(\tau \rightarrow 3\mu)$ is determined to be less than 8.0×10^{-8} at 90% confidence level, with an expected upper limit of 6.9×10^{-8} . While the limit obtained in this measurement is still a factor of four away from the current most restrictive one from the Belle experiment [8], we have achieved similar sensitivity to that by BaBar [7] and LHCb [9].

Acknowledgments

We congratulate our colleagues in the CERN accelerator departments for the excellent performance of the LHC and thank the technical and administrative staffs at CERN and at other CMS institutes for their contributions to the success of the CMS effort. In addition, we gratefully acknowledge the computing centers and personnel of the Worldwide LHC Computing Grid for delivering so effectively the computing infrastructure essential to our analyses. Finally, we acknowledge the enduring support for the construction and operation of the LHC and the CMS detector provided by the following funding agencies: BMBWF and FWF (Austria); FNRS and FWO (Belgium); CNPq, CAPES, FAPERJ, FAPERGS, and FAPESP (Brazil); MES (Bulgaria); CERN; CAS, MoST, and NSFC (China); COLCIENCIAS (Colombia); MSES and CSF (Croatia); RIF (Cyprus); SENESCYT (Ecuador); MoER, ERC IUT, PUT and ERDF (Estonia); Academy of Finland, MEC, and HIP (Finland); CEA and CNRS/IN2P3 (France); BMBF, DFG, and HGF (Germany); GSRT (Greece); NKFI (Hungary); DAE and DST (India); IPM (Iran); SFI (Ireland); INFN (Italy); MSIP and NRF (Republic of Korea); MES (Latvia); LAS (Lithuania); MOE and UM (Malaysia); BUAP, CINVESTAV, CONACYT, LNS, SEP, and UASLP-FAI (Mexico); MOS (Montenegro); MBIE (New Zealand); PAEC (Pakistan); MSHE and NSC (Poland); FCT (Portugal); JINR (Dubna); MON, RosAtom, RAS, RFBR, and NRC KI (Russia); MESTD (Serbia); SEIDI, CPAN, PCTI, and FEDER (Spain); MOSTR (Sri Lanka); Swiss Funding Agencies (Switzerland); MST (Taipei); ThEPCenter, IPST, STAR, and NSTDA (Thailand); TUBITAK and TAEK (Turkey); NASU (Ukraine); STFC (United Kingdom); DOE and NSF (USA).

Individuals have received support from the Marie-Curie program and the European Research Council and Horizon 2020 Grant, contract Nos. 675440, 752730, and 765710 (European Union); the Leventis Foundation; the A.P. Sloan Foundation; the Alexander von Humboldt Foundation; the Belgian Federal Science Policy Office; the Fonds pour la Formation à la Recherche dans l'Industrie et dans l'Agriculture (FRIA-Belgium); the Agentschap voor Innovatie door Wetenschap en Technologie (IWT-Belgium); the F.R.S.-FNRS and FWO (Belgium) under the "Excellence of Science – EOS" – be.h project n. 30820817; the Beijing Municipal Science & Technology Commission, No. Z191100007219010; the Ministry of Education, Youth and Sports (MEYS) of the Czech Republic; the Deutsche Forschungsgemeinschaft (DFG) under Germany's Excellence Strategy – EXC 2121 "Quantum Universe" – 390833306; the Lendület ("Momentum") Program and the János Bolyai Research Scholarship of the Hungarian Academy of Sciences, the New National Excellence Program ÚNKP, the NKFI research grants 123842, 123959, 124845, 124850, 125105, 128713, 128786, and 129058 (Hungary); the Council of Science and Industrial Research, India; the HOMING PLUS program of the Foundation for Polish Science, cofinanced from European Union, Regional Development Fund, the Mobility Plus program of the Ministry of Science and Higher Education, the National Science Center (Poland), contracts Harmonia 2014/14/M/ST2/00428, Opus 2014/13/B/ST2/02543, 2014/15/B/ST2/03998, and 2015/19/B/ST2/02861, Sonata-bis 2012/07/E/ST2/01406; the National Priorities Research Program by Qatar National Research Fund; the Ministry of Science and Higher Education, project no. 02.a03.21.0005 (Russia); the Programa Estatal de Fomento de la Investigación Científica y Técnica de Excelencia María de Maeztu, grant MDM-2015-0509 and the Programa Severo Ochoa del Principado de Asturias; the Thalís and Aristeia programs cofinanced by EU-ESF and the Greek NSRF; the Rachadapisek Sompot Fund for Postdoctoral Fellowship, Chulalongkorn University and the Chulalongkorn Academic into Its 2nd Century Project Advancement Project (Thailand); the Kavli Foundation; the Nvidia Corporation; the SuperMicro Corporation; the Welch Foundation, contract C-1845; and the Weston Havens Foundation (USA).

References

- [1] X.-Y. Pham, “Lepton flavor changing in neutrinoless τ decays”, *Eur. Phys. J. C* **8** (1999) 513, doi:10.1007/s100529901088, arXiv:hep-ph/9810484.
- [2] G. Hernández-Tomé, G. López Castro, and P. Roig, “Flavor violating leptonic decays of τ and μ leptons in the Standard Model with massive neutrinos”, *Eur. Phys. J. C* **79** (2019) 84, doi:10.1140/epjc/s10052-019-6563-4, arXiv:1807.06050.
- [3] P. Blackstone, M. Fael, and E. Passemar, “ $\tau \rightarrow \mu\mu\mu$ at a rate of one out of 10^{14} tau decays?”, *Eur. Phys. J. C* **80** (2020) 506, doi:10.1140/epjc/s10052-020-8059-7, arXiv:1912.09862.
- [4] W. J. Marciano, T. Mori, and J. M. Roney, “Charged lepton flavor violation experiments”, *Ann. Rev. Nucl. Part. Sci.* **58** (2008) 315, doi:10.1146/annurev.nucl.58.110707.171126.
- [5] M. Raidal et al., “Flavour physics of leptons and dipole moments”, *Eur. Phys. J. C* **57** (2008) 13, doi:10.1140/epjc/s10052-008-0715-2, arXiv:0801.1826.
- [6] E. Arganda and M. J. Herrero, “Testing supersymmetry with lepton flavor violating τ and μ decays”, *Phys. Rev. D* **73** (2006) 055003, doi:10.1103/PhysRevD.73.055003, arXiv:hep-ph/0510405.
- [7] BaBar Collaboration, “Improved limits on the lepton-flavor violating decays $\tau^- \rightarrow \ell^- \ell^+ \ell^-$ ”, *Phys. Rev. Lett.* **99** (2007) 251803, doi:10.1103/PhysRevLett.99.251803, arXiv:0708.3650.
- [8] Belle Collaboration, “Search for lepton flavor violating τ decays into three leptons with 719 million produced $\tau^+ \tau^-$ pairs”, *Phys. Lett. B* **687** (2010) 139, doi:10.1016/j.physletb.2010.03.037, arXiv:1001.3221.
- [9] LHCb Collaboration, “Search for the lepton flavour violating decay $\tau^- \rightarrow \mu^- \mu^+ \mu^-$ ”, *JHEP* **02** (2015) 121, doi:10.1007/JHEP02(2015)121, arXiv:1409.8548.
- [10] ATLAS Collaboration, “Probing lepton flavour violation via neutrinoless $\tau \rightarrow 3\mu$ decays with the ATLAS detector”, *Eur. Phys. J. C* **76** (2016) 232, doi:10.1140/epjc/s10052-016-4041-9, arXiv:1601.03567.
- [11] CMS Collaboration, “The CMS experiment at the CERN LHC”, *JINST* **3** (2008) S08004, doi:10.1088/1748-0221/3/08/S08004.
- [12] CMS Collaboration, “The CMS trigger system”, *JINST* **12** (2017) P01020, doi:10.1088/1748-0221/12/01/P01020, arXiv:1609.02366.
- [13] CMS Collaboration, “Particle-flow reconstruction and global event description with the CMS detector”, *JINST* **12** (2017) P10003, doi:10.1088/1748-0221/12/10/P10003, arXiv:1706.04965.
- [14] CMS Collaboration, “Performance of the CMS muon detector and muon reconstruction with proton-proton collisions at $\sqrt{s} = 13$ TeV”, *JINST* **13** (2018) P06015, doi:10.1088/1748-0221/13/06/P06015, arXiv:1804.04528.
- [15] S. Frixione and B. R. Webber, “Matching NLO QCD computations and parton shower simulations”, *JHEP* **06** (2002) 029, doi:10.1088/1126-6708/2002/06/029, arXiv:hep-ph/0204244.

-
- [16] J. Alwall et al., “The automated computation of tree-level and next-to-leading order differential cross sections, and their matching to parton shower simulations”, *JHEP* **07** (2014) 079, doi:10.1007/JHEP07(2014)079, arXiv:1405.0301.
- [17] T. Sjöstrand et al., “An introduction to PYTHIA 8.2”, *Comput. Phys. Commun.* **191** (2015) 159, doi:10.1016/j.cpc.2015.01.024, arXiv:1410.3012.
- [18] CMS Collaboration, “Event generator tunes obtained from underlying event and multiparton scattering measurements”, *Eur. Phys. J. C* **76** (2016) 155, doi:10.1140/epjc/s10052-016-3988-x, arXiv:1512.00815.
- [19] D. J. Lange, “The EvtGen particle decay simulation package”, *Nucl. Instrum. Meth. A* **462** (2001) 152, doi:10.1016/S0168-9002(01)00089-4.
- [20] GEANT4 Collaboration, “GEANT4—a simulation toolkit”, *Nucl. Instrum. Meth. A* **506** (2003) 250, doi:10.1016/S0168-9002(03)01368-8.
- [21] M. Cacciari, G. P. Salam, and G. Soyez, “The anti- k_T jet clustering algorithm”, *JHEP* **04** (2008) 063, doi:10.1088/1126-6708/2008/04/063, arXiv:0802.1189.
- [22] M. Cacciari, G. P. Salam, and G. Soyez, “FastJet user manual”, *Eur. Phys. J. C* **72** (2012) 1896, doi:10.1140/epjc/s10052-012-1896-2, arXiv:1111.6097.
- [23] T. Chen and C. Guestrin, “XGBoost: A scalable tree boosting system”, in *Proceedings of the 22nd ACM SIGKDD International Conference on Knowledge Discovery and Data Mining, KDD '16*, p. 785. ACM, New York, NY, USA, 2016. doi:10.1145/2939672.2939785.
- [24] CMS Collaboration, “Performance of reconstruction and identification of τ leptons decaying to hadrons and ν_τ in pp collisions at $\sqrt{s} = 13$ TeV”, *JINST* **13** (2018) P10005, doi:10.1088/1748-0221/13/10/P10005, arXiv:1809.02816.
- [25] CMS Collaboration, “Multivariate determination of the missing energy in the transverse plane (E_T^{miss}) at $\sqrt{s} = 13$ TeV”, CMS Detector Performance Note CMS-DP-2015-042, 2015.
- [26] ATLAS Collaboration, “Measurement of W^\pm and Z-boson production cross sections in pp collisions at $\sqrt{s} = 13$ TeV with the ATLAS detector”, *Phys. Lett. B* **759** (2016) 601, doi:10.1016/j.physletb.2016.06.023, arXiv:1603.09222.
- [27] Particle Data Group, M. Tanabashi et al., “Review of particle physics”, *Phys. Rev. D* **98** (2018) 030001, doi:10.1103/PhysRevD.98.030001.
- [28] CMS Collaboration, “CMS luminosity measurements for the 2016 data taking period”, CMS Physics Analysis Summary CMS-PAS-LUM-17-001, 2017.
- [29] M. J. Oreglia, “A study of the reactions $\psi' \rightarrow \gamma\gamma\psi$ ”. PhD thesis, Stanford University, 1980. SLAC Report SLAC-R-236.
- [30] CMS Collaboration, “Measurement of the inclusive W and Z production cross sections in pp collisions at $\sqrt{s} = 7$ TeV”, *JHEP* **10** (2011) 132, doi:10.1007/JHEP10(2011)132, arXiv:1107.4789.
- [31] The ATLAS Collaboration, The CMS Collaboration, The LHC Higgs Combination Group, “Procedure for the LHC Higgs boson search combination in Summer 2011”, Technical Report CMS-NOTE-2011-005, ATL-PHYS-PUB-2011-11, 2011.

-
- [32] T. Junk, "Confidence level computation for combining searches with small statistics", *Nucl. Instrum. Meth. A* **434** (1999) 435, doi:10.1016/S0168-9002(99)00498-2, arXiv:hep-ex/9902006.
- [33] A. L. Read, "Presentation of search results: The CL_s technique", *J. Phys. G* **28** (2002) 2693, doi:10.1088/0954-3899/28/10/313.

A The CMS Collaboration

Yerevan Physics Institute, Yerevan, Armenia

A.M. Sirunyan[†], A. Tumasyan

Institut für Hochenergiephysik, Wien, Austria

W. Adam, F. Ambrogio, T. Bergauer, M. Dragicevic, J. Erö, A. Escalante Del Valle, R. Frühwirth¹, M. Jeitler¹, N. Krammer, L. Lechner, D. Liko, T. Madlener, I. Mikulec, F.M. Pitters, N. Rad, J. Schieck¹, R. Schöfbeck, M. Spanring, S. Templ, W. Waltenberger, C.-E. Wulz¹, M. Zarucki

Institute for Nuclear Problems, Minsk, Belarus

V. Chekhovskiy, A. Litomin, V. Makarenko, J. Suarez Gonzalez

Universiteit Antwerpen, Antwerpen, Belgium

M.R. Darwish², E.A. De Wolf, D. Di Croce, X. Janssen, T. Kello³, A. Lelek, M. Pieters, H. Rejeb Sfar, H. Van Haevermaet, P. Van Mechelen, S. Van Putte, N. Van Remortel

Vrije Universiteit Brussel, Brussel, Belgium

F. Blekman, E.S. Bols, S.S. Chhibra, J. D'Hondt, J. De Clercq, D. Lontkovskiy, S. Lowette, I. Marchesini, S. Moortgat, A. Morton, Q. Python, S. Tavernier, W. Van Doninck, P. Van Mulders

Université Libre de Bruxelles, Bruxelles, Belgium

D. Beghin, B. Bilin, B. Clerbaux, G. De Lentdecker, H. Delannoy, B. Dorney, L. Favart, A. Grebenyuk, A.K. Kalsi, I. Makarenko, L. Moureaux, L. Pétrelle, A. Popov, N. Postiau, E. Starling, L. Thomas, C. Vander Velde, P. Vanlaer, D. Vannerom, L. Wezenbeek

Ghent University, Ghent, Belgium

T. Cornelis, D. Dobur, M. Gruchala, I. Khvastunov⁴, M. Niedziela, C. Roskas, K. Skovpen, M. Tytgat, W. Verbeke, B. Vermassen, M. Vit

Université Catholique de Louvain, Louvain-la-Neuve, Belgium

G. Bruno, F. Bury, C. Caputo, P. David, C. Delaere, M. Delcourt, I.S. Donertas, A. Giammanco, V. Lemaitre, K. Mondal, J. Prisciandaro, A. Taliencio, M. Teklishyn, P. Vischia, S. Wuyckens, J. Zobec

Centro Brasileiro de Pesquisas Fisicas, Rio de Janeiro, Brazil

G.A. Alves, G. Correia Silva, C. Hensel, A. Moraes

Universidade do Estado do Rio de Janeiro, Rio de Janeiro, Brazil

W.L. Aldá Júnior, E. Belchior Batista Das Chagas, H. BRANDAO MALBOUISSON, W. Carvalho, J. Chinellato⁵, E. Coelho, E.M. Da Costa, G.G. Da Silveira⁶, D. De Jesus Damiao, S. Fonseca De Souza, J. Martins⁷, D. Matos Figueiredo, M. Medina Jaime⁸, M. Melo De Almeida, C. Mora Herrera, L. Mundim, H. Nogima, P. Rebello Teles, L.J. Sanchez Rosas, A. Santoro, S.M. Silva Do Amaral, A. Sznajder, M. Thiel, E.J. Tonelli Manganote⁵, F. Torres Da Silva De Araujo, A. Vilela Pereira

Universidade Estadual Paulista ^a, Universidade Federal do ABC ^b, São Paulo, Brazil

C.A. Bernardes^a, L. Calligaris^a, T.R. Fernandez Perez Tomei^a, E.M. Gregores^b, D.S. Lemos^a, P.G. Mercadante^b, S.F. Novaes^a, Sandra S. Padula^a

Institute for Nuclear Research and Nuclear Energy, Bulgarian Academy of Sciences, Sofia, Bulgaria

A. Aleksandrov, G. Antchev, I. Atanasov, R. Hadjiiska, P. Iaydjiev, M. Misheva, M. Rodozov, M. Shopova, G. Sultanov

University of Sofia, Sofia, Bulgaria

M. Bonchev, A. Dimitrov, T. Ivanov, L. Litov, B. Pavlov, P. Petkov, A. Petrov

Beihang University, Beijing, China

W. Fang³, Q. Guo, H. Wang, L. Yuan

Department of Physics, Tsinghua University, Beijing, China

M. Ahmad, Z. Hu, Y. Wang

Institute of High Energy Physics, Beijing, China

E. Chapon, G.M. Chen⁹, H.S. Chen⁹, M. Chen, C.H. Jiang, D. Leggat, H. Liao, Z. Liu, R. Sharma, A. Spiezia, J. Tao, J. Thomas-wilsker, J. Wang, H. Zhang, S. Zhang⁹, J. Zhao

State Key Laboratory of Nuclear Physics and Technology, Peking University, Beijing, China

A. Agapitos, Y. Ban, C. Chen, A. Levin, J. Li, Q. Li, M. Lu, X. Lyu, Y. Mao, S.J. Qian, D. Wang, Q. Wang, J. Xiao

Sun Yat-Sen University, Guangzhou, China

Z. You

Institute of Modern Physics and Key Laboratory of Nuclear Physics and Ion-beam Application (MOE) - Fudan University, Shanghai, China

X. Gao³

Zhejiang University, Hangzhou, China

M. Xiao

Universidad de Los Andes, Bogota, Colombia

C. Avila, A. Cabrera, C. Florez, J. Fraga, A. Sarkar, M.A. Segura Delgado

Universidad de Antioquia, Medellin, Colombia

J. Jaramillo, J. Mejia Guisao, F. Ramirez, J.D. Ruiz Alvarez, C.A. Salazar González, N. Vanegas Arbelaez

University of Split, Faculty of Electrical Engineering, Mechanical Engineering and Naval Architecture, Split, Croatia

D. Giljanovic, N. Godinovic, D. Lelas, I. Puljak, T. Sculac

University of Split, Faculty of Science, Split, Croatia

Z. Antunovic, M. Kovac

Institute Rudjer Boskovic, Zagreb, Croatia

V. Brigljevic, D. Ferencek, D. Majumder, B. Mesic, M. Roguljic, A. Starodumov¹⁰, T. Susa

University of Cyprus, Nicosia, Cyprus

M.W. Ather, A. Attikis, E. Erodotou, A. Ioannou, G. Kole, M. Kolosova, S. Konstantinou, G. Mavromanolakis, J. Mousa, C. Nicolaou, F. Ptochos, P.A. Razis, H. Rykaczewski, H. Saka, D. Tsiakkouri

Charles University, Prague, Czech Republic

M. Finger¹¹, M. Finger Jr.¹¹, A. Kveton, J. Tomsa

Escuela Politecnica Nacional, Quito, Ecuador

E. Ayala

Universidad San Francisco de Quito, Quito, Ecuador

E. Carrera Jarrin

Academy of Scientific Research and Technology of the Arab Republic of Egypt, Egyptian Network of High Energy Physics, Cairo, Egypt

A.A. Abdelalim^{12,13}, S. Abu Zeid¹⁴, S. Khalil¹³

Center for High Energy Physics (CHEP-FU), Fayoum University, El-Fayoum, Egypt

A. Lotfy, M.A. Mahmoud

National Institute of Chemical Physics and Biophysics, Tallinn, Estonia

S. Bhowmik, A. Carvalho Antunes De Oliveira, R.K. Dewanjee, K. Ehataht, M. Kadastik, M. Raidal, C. Veelken

Department of Physics, University of Helsinki, Helsinki, Finland

P. Eerola, L. Forthomme, H. Kirschenmann, K. Osterberg, M. Voutilainen

Helsinki Institute of Physics, Helsinki, Finland

E. Brücken, F. Garcia, J. Havukainen, V. Karimäki, M.S. Kim, R. Kinnunen, T. Lampén, K. Lassila-Perini, S. Laurila, S. Lehti, T. Lindén, H. Siikonen, E. Tuominen, J. Tuominiemi

Lappeenranta University of Technology, Lappeenranta, Finland

P. Luukka, T. Tuuva

IRFU, CEA, Université Paris-Saclay, Gif-sur-Yvette, France

M. Besancon, F. Couderc, M. Dejardin, D. Denegri, J.L. Faure, F. Ferri, S. Ganjour, A. Givernaud, P. Gras, G. Hamel de Monchenault, P. Jarry, B. Lenzi, E. Locci, J. Malcles, J. Rander, A. Rosowsky, M.Ö. Sahin, A. Savoy-Navarro¹⁵, M. Titov, G.B. Yu

Laboratoire Leprince-Ringuet, CNRS/IN2P3, Ecole Polytechnique, Institut Polytechnique de Paris, Paris, France

S. Ahuja, C. Amendola, F. Beaudette, M. Bonanomi, P. Busson, C. Charlot, O. Davignon, B. Diab, G. Falmagne, R. Granier de Cassagnac, I. Kucher, A. Lobanov, C. Martin Perez, M. Nguyen, C. Ochando, P. Paganini, J. Rembser, R. Salerno, J.B. Sauvan, Y. Sirois, A. Zabi, A. Zghiche

Université de Strasbourg, CNRS, IPHC UMR 7178, Strasbourg, France

J.-L. Agram¹⁶, J. Andrea, D. Bloch, G. Bourgatte, J.-M. Brom, E.C. Chabert, C. Collard, J.-C. Fontaine¹⁶, D. Gelé, U. Goerlach, C. Grimault, A.-C. Le Bihan, P. Van Hove

Université de Lyon, Université Claude Bernard Lyon 1, CNRS-IN2P3, Institut de Physique Nucléaire de Lyon, Villeurbanne, France

E. Asilar, S. Beauceron, C. Bernet, G. Boudoul, C. Camen, A. Carle, N. Chanon, D. Contardo, P. Depasse, H. El Mamouni, J. Fay, S. Gascon, M. Gouzevitch, B. Ille, Sa. Jain, I.B. Laktineh, H. Lattaud, A. Lesauvage, M. Lethuillier, L. Mirabito, L. Torterotot, G. Touquet, M. Vander Donckt, S. Viret

Georgian Technical University, Tbilisi, Georgia

G. Adamov

Tbilisi State University, Tbilisi, Georgia

Z. Tsamalaidze¹¹

RWTH Aachen University, I. Physikalisches Institut, Aachen, Germany

L. Feld, K. Klein, M. Lipinski, D. Meuser, A. Pauls, M. Preuten, M.P. Rauch, J. Schulz, M. Teroerde

RWTH Aachen University, III. Physikalisches Institut A, Aachen, Germany

D. Eliseev, M. Erdmann, P. Fackeldey, B. Fischer, S. Ghosh, T. Hebbeker, K. Hoepfner, H. Keller, L. Mastrolorenzo, M. Merschmeyer, A. Meyer, P. Millet, G. Mocellin, S. Mondal, S. Mukherjee,

D. Noll, A. Novak, T. Pook, A. Pozdnyakov, T. Quast, M. Radziej, Y. Rath, H. Reithler, J. Roemer, A. Schmidt, S.C. Schuler, A. Sharma, S. Wiedenbeck, S. Zaleski

RWTH Aachen University, III. Physikalisches Institut B, Aachen, Germany

C. Dziwok, G. Flügge, W. Haj Ahmad¹⁷, O. Hlushchenko, T. Kress, A. Nowack, C. Pistone, O. Pooth, D. Roy, H. Sert, A. Stahl¹⁸, T. Ziemons

Deutsches Elektronen-Synchrotron, Hamburg, Germany

H. Aarup Petersen, M. Aldaya Martin, P. Asmuss, I. Babounikau, S. Baxter, O. Behnke, A. Bermúdez Martínez, A.A. Bin Anuar, K. Borrás¹⁹, V. Botta, D. Brunner, A. Campbell, A. Cardini, P. Connor, S. Consuegra Rodríguez, V. Danilov, A. De Wit, M.M. Defranchis, L. Didukh, D. Domínguez Damiani, G. Eckerlin, D. Eckstein, T. Eichhorn, A. Elwood, L.I. Estevez Banos, E. Gallo²⁰, A. Geiser, A. Giraldi, A. Grohsjean, M. Guthoff, M. Haranko, A. Harb, A. Jafari²¹, N.Z. Jomhari, H. Jung, A. Kasem¹⁹, M. Kasemann, H. Kaveh, J. Keaveney, C. Kleinwort, J. Knolle, D. Krücker, W. Lange, T. Lenz, J. Lidrych, K. Lipka, W. Lohmann²², R. Mankel, I.-A. Melzer-Pellmann, J. Metwally, A.B. Meyer, M. Meyer, M. Missiroli, J. Mnich, A. Mussgiller, V. Myronenko, Y. Otariid, D. Pérez Adán, S.K. Pflitsch, D. Pitzl, A. Raspereza, A. Saggio, A. Saibel, M. Savitskyi, V. Scheurer, P. Schütze, C. Schwanenberger, R. Shevchenko, A. Singh, R.E. Sosa Ricardo, H. Tholen, N. Tonon, O. Turkot, A. Vagnerini, M. Van De Klundert, R. Walsh, D. Walter, Y. Wen, K. Wichmann, C. Wissing, S. Wuchterl, O. Zenaiev, R. Zlebick

University of Hamburg, Hamburg, Germany

R. Aggleton, S. Bein, L. Benato, A. Benecke, K. De Leo, T. Dreyer, A. Ebrahimi, F. Feindt, A. Fröhlich, C. Garbers, E. Garutti, D. Gonzalez, P. Gunnellini, J. Haller, A. Hinzmann, A. Karavdina, G. Kasieczka, R. Klanner, R. Kogler, S. Kurz, V. Kutzner, J. Lange, T. Lange, A. Malara, J. Multhaupt, C.E.N. Niemeyer, A. Nigamova, K.J. Pena Rodriguez, O. Rieger, P. Schleper, S. Schumann, J. Schwandt, D. Schwarz, J. Sonneveld, H. Stadie, G. Steinbrück, B. Vormwald, I. Zoi

Karlsruher Institut fuer Technologie, Karlsruhe, Germany

M. Baselga, S. Baur, J. Bechtel, T. Berger, E. Butz, R. Caspart, T. Chwalek, W. De Boer, A. Dierlamm, A. Droll, K. El Morabit, N. Faltermann, K. Flöh, M. Giffels, A. Gottmann, F. Hartmann¹⁸, C. Heidecker, U. Husemann, M.A. Iqbal, I. Katkov²³, P. Keicher, R. Koppenhöfer, S. Kudella, S. Maier, M. Metzler, S. Mitra, M.U. Mozer, D. Müller, Th. Müller, M. Musich, G. Quast, K. Rabbertz, J. Rauser, D. Savoie, D. Schäfer, M. Schnepf, M. Schröder, D. Seith, I. Shvetsov, H.J. Simonis, R. Ulrich, M. Wassmer, M. Weber, C. Wöhrmann, R. Wolf, S. Wozniewski

Institute of Nuclear and Particle Physics (INPP), NCSR Demokritos, Aghia Paraskevi, Greece

G. Anagnostou, P. Asenov, G. Daskalakis, T. Geralis, A. Kyriakis, D. Loukas, G. Paspalaki, A. Stakia

National and Kapodistrian University of Athens, Athens, Greece

M. Diamantopoulou, D. Karasavvas, G. Karathanasis, P. Kontaxakis, C.K. Koraka, A. Manousakis-katsikakis, A. Panagiotou, I. Papavergou, N. Saoulidou, K. Theofilatos, K. Vellidis, E. Vourliotis

National Technical University of Athens, Athens, Greece

G. Bakas, K. Kousouris, I. Papakrivopoulos, G. Tsipolitis, A. Zacharopoulou

University of Ioánnina, Ioánnina, Greece

I. Evangelou, C. Foudas, P. Giannelis, P. Katsoulis, P. Kokkas, S. Mallios, K. Manitaras, N. Manthos, I. Papadopoulos, J. Strologas

MTA-ELTE Lendület CMS Particle and Nuclear Physics Group, Eötvös Loránd University, Budapest, Hungary

M. Bartók²⁴, R. Chudasama, M. Csanad, M.M.A. Gadallah²⁵, P. Major, K. Mandal, A. Mehta, G. Pasztor, O. Surányi, G.I. Veres

Wigner Research Centre for Physics, Budapest, Hungary

G. Bencze, C. Hajdu, D. Horvath²⁶, F. Sikler, V. Veszpremi, G. Vesztergombi[†]

Institute of Nuclear Research ATOMKI, Debrecen, Hungary

N. Beni, S. Czellar, J. Karancsi²⁴, J. Molnar, Z. Szillasi, D. Teyssier

Institute of Physics, University of Debrecen, Debrecen, Hungary

P. Raics, Z.L. Trocsanyi, B. Ujvari

Eszterhazy Karoly University, Karoly Robert Campus, Gyongyos, Hungary

T. Csorgo, S. Lökös²⁷, F. Nemes, T. Novak

Indian Institute of Science (IISc), Bangalore, India

S. Choudhury, J.R. Komaragiri, D. Kumar, L. Panwar, P.C. Tiwari

National Institute of Science Education and Research, HBNI, Bhubaneswar, India

S. Bahinipati²⁸, D. Dash, C. Kar, P. Mal, T. Mishra, V.K. Muraleedharan Nair Bindhu, A. Nayak²⁹, D.K. Sahoo²⁸, N. Sur, S.K. Swain

Panjab University, Chandigarh, India

S. Bansal, S.B. Beri, V. Bhatnagar, S. Chauhan, N. Dhingra³⁰, R. Gupta, A. Kaur, A. Kaur, S. Kaur, P. Kumari, M. Lohan, M. Meena, K. Sandeep, S. Sharma, J.B. Singh, A.K. Viridi

University of Delhi, Delhi, India

A. Ahmed, A. Bhardwaj, B.C. Choudhary, R.B. Garg, M. Gola, S. Keshri, A. Kumar, M. Naimuddin, P. Priyanka, K. Ranjan, A. Shah

Saha Institute of Nuclear Physics, HBNI, Kolkata, India

M. Bharti³¹, R. Bhattacharya, S. Bhattacharya, D. Bhowmik, S. Dutta, S. Ghosh, B. Gomber³², M. Maity³³, S. Nandan, P. Palit, A. Purohit, P.K. Rout, G. Saha, S. Sarkar, M. Sharan, B. Singh³¹, S. Thakur³¹

Indian Institute of Technology Madras, Madras, India

P.K. Behera, S.C. Behera, P. Kalbhor, A. Muhammad, R. Pradhan, P.R. Pujahari, A. Sharma, A.K. Sikdar

Bhabha Atomic Research Centre, Mumbai, India

D. Dutta, V. Jha, V. Kumar, D.K. Mishra, K. Naskar³⁴, P.K. Netrakanti, L.M. Pant, P. Shukla

Tata Institute of Fundamental Research-A, Mumbai, India

T. Aziz, M.A. Bhat, S. Dugad, R. Kumar Verma, U. Sarkar

Tata Institute of Fundamental Research-B, Mumbai, India

S. Banerjee, S. Bhattacharya, S. Chatterjee, P. Das, M. Guchait, S. Karmakar, S. Kumar, G. Majumder, K. Mazumdar, S. Mukherjee, D. Roy, N. Sahoo

Indian Institute of Science Education and Research (IISER), Pune, India

S. Dube, B. Kansal, A. Kapoor, K. Kothekar, S. Pandey, A. Rane, A. Rastogi, S. Sharma

Department of Physics, Isfahan University of Technology, Isfahan, Iran

H. Bakhshiansohi³⁵

Institute for Research in Fundamental Sciences (IPM), Tehran, Iran

S. Chenarani³⁶, S.M. Etesami, M. Khakzad, M. Mohammadi Najafabadi, M. Naseri

University College Dublin, Dublin, Ireland

M. Felcini, M. Grunewald

INFN Sezione di Bari ^a, Università di Bari ^b, Politecnico di Bari ^c, Bari, Italy

M. Abbrescia^{a,b}, R. Aly^{a,b,37}, C. Aruta^{a,b}, A. Colaleo^a, D. Creanza^{a,c}, N. De Filippis^{a,c}, M. De Palma^{a,b}, A. Di Florio^{a,b}, A. Di Pilato^{a,b}, W. Elmetenawee^{a,b}, L. Fiore^a, A. Gelmi^{a,b}, M. Gul^a, G. Iaselli^{a,c}, M. Ince^{a,b}, S. Lezki^{a,b}, G. Maggi^{a,c}, M. Maggi^a, I. Margjeka^{a,b}, J.A. Merlin^a, S. My^{a,b}, S. Nuzzo^{a,b}, A. Pompili^{a,b}, G. Pugliese^{a,c}, A. Ranieri^a, G. Selvaggi^{a,b}, L. Silvestris^a, F.M. Simone^{a,b}, R. Venditti^a, P. Verwilligen^a

INFN Sezione di Bologna ^a, Università di Bologna ^b, Bologna, Italy

G. Abbiendi^a, C. Battilana^{a,b}, D. Bonacorsi^{a,b}, L. Borgonovi^{a,b}, S. Braibant-Giacomelli^{a,b}, R. Campanini^{a,b}, P. Capiluppi^{a,b}, A. Castro^{a,b}, F.R. Cavallo^a, C. Ciocca^a, M. Cuffiani^{a,b}, G.M. Dallavalle^a, T. Diotallevi^{a,b}, F. Fabbri^a, A. Fanfani^{a,b}, E. Fontanesi^{a,b}, P. Giacomelli^a, C. Grandi^a, L. Guiducci^{a,b}, F. Iemmi^{a,b}, S. Lo Meo^{a,38}, S. Marcellini^a, G. Masetti^a, F.L. Navarria^{a,b}, A. Perrotta^a, F. Primavera^{a,b}, A.M. Rossi^{a,b}, T. Rovelli^{a,b}, G.P. Siroli^{a,b}, N. Tosi^a

INFN Sezione di Catania ^a, Università di Catania ^b, Catania, Italy

S. Albergo^{a,b,39}, S. Costa^{a,b}, A. Di Mattia^a, R. Potenza^{a,b}, A. Tricomi^{a,b,39}, C. Tuve^{a,b}

INFN Sezione di Firenze ^a, Università di Firenze ^b, Firenze, Italy

G. Barbagli^a, A. Cassese^a, R. Ceccarelli^{a,b}, V. Ciulli^{a,b}, C. Civinini^a, R. D'Alessandro^{a,b}, F. Fiori^a, E. Focardi^{a,b}, G. Latino^{a,b}, P. Lenzi^{a,b}, M. Lizzo^{a,b}, M. Meschini^a, S. Paoletti^a, R. Seidita^{a,b}, G. Sguazzoni^a, L. Viliani^a

INFN Laboratori Nazionali di Frascati, Frascati, Italy

L. Benussi, S. Bianco, D. Piccolo

INFN Sezione di Genova ^a, Università di Genova ^b, Genova, Italy

M. Bozzo^{a,b}, F. Ferro^a, R. Mulargia^{a,b}, E. Robutti^a, S. Tosi^{a,b}

INFN Sezione di Milano-Bicocca ^a, Università di Milano-Bicocca ^b, Milano, Italy

A. Benaglia^a, A. Beschi^{a,b}, F. Brivio^{a,b}, F. Cetorelli^{a,b}, V. Ciriolo^{a,b,18}, F. De Guio^{a,b}, M.E. Dinardo^{a,b}, P. Dini^a, S. Gennai^a, A. Ghezzi^{a,b}, P. Govoni^{a,b}, L. Guzzi^{a,b}, M. Malberti^a, S. Malvezzi^a, D. Menasce^a, F. Monti^{a,b}, L. Moroni^a, M. Paganoni^{a,b}, D. Pedrini^a, S. Ragazzi^{a,b}, T. Tabarelli de Fatis^{a,b}, D. Valsecchi^{a,b,18}, D. Zuolo^{a,b}

INFN Sezione di Napoli ^a, Università di Napoli 'Federico II' ^b, Napoli, Italy, Università della Basilicata ^c, Potenza, Italy, Università G. Marconi ^d, Roma, Italy

S. Buontempo^a, N. Cavallo^{a,c}, A. De Iorio^{a,b}, F. Fabozzi^{a,c}, F. Fienga^a, A.O.M. Iorio^{a,b}, L. Layer^{a,b}, L. Lista^{a,b}, S. Meola^{a,d,18}, P. Paolucci^{a,18}, B. Rossi^a, C. Sciacca^{a,b}, E. Voevodina^{a,b}

INFN Sezione di Padova ^a, Università di Padova ^b, Padova, Italy, Università di Trento ^c, Trento, Italy

P. Azzi^a, N. Bacchetta^a, A. Boletti^{a,b}, A. Bragagnolo^{a,b}, R. Carlin^{a,b}, P. Checchia^a, P. De Castro Manzano^a, T. Dorigo^a, F. Gasparini^{a,b}, U. Gasparini^{a,b}, S.Y. Hoh^{a,b}, M. Margoni^{a,b}, A.T. Meneguzzo^{a,b}, M. Presilla^b, P. Ronchese^{a,b}, R. Rossin^{a,b}, F. Simonetto^{a,b}, G. Strong, A. Tiko^a, M. Tosi^{a,b}, H. YARAR^{a,b}, M. Zanetti^{a,b}, P. Zotto^{a,b}, A. Zucchetta^{a,b}, G. Zumerle^{a,b}

INFN Sezione di Pavia ^a, Università di Pavia ^b, Pavia, Italy

A. Braghieri^a, S. Calzaferri^{a,b}, D. Fiorina^{a,b}, P. Montagna^{a,b}, S.P. Ratti^{a,b}, V. Re^a, M. Ressegotti^{a,b}, C. Riccardi^{a,b}, P. Salvini^a, I. Vai^a, P. Vitulo^{a,b}

INFN Sezione di Perugia ^a, Università di Perugia ^b, Perugia, Italy

M. Biasini^{a,b}, G.M. Bilei^a, D. Ciangottini^{a,b}, L. Fanò^{a,b}, P. Lariccia^{a,b}, G. Mantovani^{a,b}, V. Mariani^{a,b}, M. Menichelli^a, F. Moscatelli^a, A. Rossi^{a,b}, A. Santocchia^{a,b}, D. Spiga^a, T. Tedeschi^{a,b}

INFN Sezione di Pisa ^a, Università di Pisa ^b, Scuola Normale Superiore di Pisa ^c, Pisa, Italy

K. Androsov^a, P. Azzurri^a, G. Bagliesi^a, V. Bertacchi^{a,c}, L. Bianchini^a, T. Boccali^a, R. Castaldi^a, M.A. Ciocci^{a,b}, R. Dell'Orso^a, M.R. Di Domenico^{a,b}, S. Donato^a, L. Giannini^{a,c}, A. Giassi^a, M.T. Grippo^a, F. Ligabue^{a,c}, E. Manca^{a,c}, G. Mandorli^{a,c}, A. Messineo^{a,b}, F. Palla^a, G. Ramirez-Sanchez^{a,c}, A. Rizzi^{a,b}, G. Rolandi^{a,c}, S. Roy Chowdhury^{a,c}, A. Scribano^a, N. Shafiei^{a,b}, P. Spagnolo^a, R. Tenchini^a, G. Tonelli^{a,b}, N. Turini^a, A. Venturi^a, P.G. Verdini^a

INFN Sezione di Roma ^a, Sapienza Università di Roma ^b, Rome, Italy

F. Cavallari^a, M. Cipriani^{a,b}, D. Del Re^{a,b}, E. Di Marco^a, M. Diemoz^a, E. Longo^{a,b}, P. Meridiani^a, G. Organtini^{a,b}, F. Pandolfi^a, R. Paramatti^{a,b}, C. Quaranta^{a,b}, S. Rahatlou^{a,b}, C. Rovelli^a, F. Santanastasio^{a,b}, L. Soffi^{a,b}, R. Tramontano^{a,b}

INFN Sezione di Torino ^a, Università di Torino ^b, Torino, Italy, Università del Piemonte Orientale ^c, Novara, Italy

N. Amapane^{a,b}, R. Arcidiacono^{a,c}, S. Argiro^{a,b}, M. Arneodo^{a,c}, N. Bartosik^a, R. Bellan^{a,b}, A. Bellora^{a,b}, C. Biino^a, A. Cappati^{a,b}, N. Cartiglia^a, S. Cometti^a, M. Costa^{a,b}, R. Covarelli^{a,b}, N. Demaria^a, B. Kiani^{a,b}, F. Legger^a, C. Mariotti^a, S. Maselli^a, E. Migliore^{a,b}, V. Monaco^{a,b}, E. Monteil^{a,b}, M. Monteno^a, M.M. Obertino^{a,b}, G. Ortona^a, L. Pacher^{a,b}, N. Pastrone^a, M. Pelliccioni^a, G.L. Pinna Angioni^{a,b}, M. Ruspa^{a,c}, R. Salvatico^{a,b}, F. Siviero^{a,b}, V. Sola^a, A. Solano^{a,b}, D. Soldi^{a,b}, A. Staiano^a, D. Trocino^{a,b}

INFN Sezione di Trieste ^a, Università di Trieste ^b, Trieste, Italy

S. Belforte^a, V. Candelise^{a,b}, M. Casarsa^a, F. Cossutti^a, A. Da Rold^{a,b}, G. Della Ricca^{a,b}, F. Vazzoler^{a,b}

Kyungpook National University, Daegu, Korea

S. Dogra, C. Huh, B. Kim, D.H. Kim, G.N. Kim, J. Lee, S.W. Lee, C.S. Moon, Y.D. Oh, S.I. Pak, S. Sekmen, Y.C. Yang

Chonnam National University, Institute for Universe and Elementary Particles, Kwangju, Korea

H. Kim, D.H. Moon

Hanyang University, Seoul, Korea

B. Francois, T.J. Kim, J. Park

Korea University, Seoul, Korea

S. Cho, S. Choi, Y. Go, S. Ha, B. Hong, K. Lee, K.S. Lee, J. Lim, J. Park, S.K. Park, J. Yoo

Kyung Hee University, Department of Physics, Seoul, Republic of Korea

J. Goh, A. Gurtu

Sejong University, Seoul, Korea

H.S. Kim, Y. Kim

Seoul National University, Seoul, Korea

J. Almond, J.H. Bhyun, J. Choi, S. Jeon, J. Kim, J.S. Kim, S. Ko, H. Kwon, H. Lee, K. Lee, S. Lee, K. Nam, B.H. Oh, M. Oh, S.B. Oh, B.C. Radburn-Smith, H. Seo, U.K. Yang, I. Yoon

University of Seoul, Seoul, Korea

D. Jeon, J.H. Kim, B. Ko, J.S.H. Lee, I.C. Park, Y. Roh, D. Song, I.J. Watson

Yonsei University, Department of Physics, Seoul, Korea

H.D. Yoo

Sungkyunkwan University, Suwon, Korea

Y. Choi, C. Hwang, Y. Jeong, H. Lee, J. Lee, Y. Lee, I. Yu

Riga Technical University, Riga, Latvia

V. Veckalns⁴⁰

Vilnius University, Vilnius, Lithuania

A. Juodagalvis, A. Rinkevicius, G. Tamulaitis

National Centre for Particle Physics, Universiti Malaya, Kuala Lumpur, Malaysia

W.A.T. Wan Abdullah, M.N. Yusli, Z. Zolkapli

Universidad de Sonora (UNISON), Hermosillo, Mexico

J.F. Benitez, A. Castaneda Hernandez, J.A. Murillo Quijada, L. Valencia Palomo

Centro de Investigacion y de Estudios Avanzados del IPN, Mexico City, Mexico

H. Castilla-Valdez, E. De La Cruz-Burelo, I. Heredia-De La Cruz⁴¹, R. Lopez-Fernandez, A. Sanchez-Hernandez

Universidad Iberoamericana, Mexico City, Mexico

S. Carrillo Moreno, C. Oropeza Barrera, M. Ramirez-Garcia, F. Vazquez Valencia

Benemerita Universidad Autonoma de Puebla, Puebla, Mexico

J. Eysermans, I. Pedraza, H.A. Salazar Ibarquen, C. Uribe Estrada

Universidad Autónoma de San Luis Potosí, San Luis Potosí, Mexico

A. Morelos Pineda

University of Montenegro, Podgorica, Montenegro

J. Mijuskovic⁴, N. Raicevic

University of Auckland, Auckland, New Zealand

D. Krofcheck

University of Canterbury, Christchurch, New Zealand

S. Bheesette, P.H. Butler

National Centre for Physics, Quaid-I-Azam University, Islamabad, Pakistan

A. Ahmad, M.I. Asghar, M.I.M. Awan, Q. Hassan, H.R. Hoorani, W.A. Khan, M.A. Shah, M. Shoaib, M. Waqas

AGH University of Science and Technology Faculty of Computer Science, Electronics and Telecommunications, Krakow, Poland

V. Avati, L. Grzanka, M. Malawski

National Centre for Nuclear Research, Swierk, Poland

H. Bialkowska, M. Bluj, B. Boimska, T. Frueboes, M. Górski, M. Kazana, M. Szleper, P. Traczyk, P. Zalewski

Institute of Experimental Physics, Faculty of Physics, University of Warsaw, Warsaw, Poland
K. Bunkowski, A. Byszuk⁴², K. Doroba, A. Kalinowski, M. Konecki, J. Krolikowski,
M. Olszewski, M. Walczak

Laboratório de Instrumentação e Física Experimental de Partículas, Lisboa, Portugal
M. Araujo, P. Bargassa, D. Bastos, A. Di Francesco, P. Faccioli, B. Galinhas, M. Gallinaro,
J. Hollar, N. Leonardo, T. Niknejad, J. Seixas, K. Shchelina, O. Toldaiev, J. Varela

Joint Institute for Nuclear Research, Dubna, Russia
S. Afanasiev, P. Bunin, M. Gavrilenko, I. Golutvin, I. Gorbunov, A. Kamenev, V. Karjavine,
A. Lanev, A. Malakhov, V. Matveev^{43,44}, P. Moiseenz, V. Palichik, V. Perelygin, M. Savina,
D. Seitova, V. Shalaev, S. Shmatov, S. Shulha, V. Smirnov, O. Teryaev, N. Voytishin, A. Zarubin,
I. Zhizhin

Petersburg Nuclear Physics Institute, Gatchina (St. Petersburg), Russia
G. Gavrillov, V. Golovtsov, Y. Ivanov, V. Kim⁴⁵, E. Kuznetsova⁴⁶, V. Murzin, V. Oreshkin,
I. Smirnov, D. Sosnov, V. Sulimov, L. Uvarov, S. Volkov, A. Vorobyev

Institute for Nuclear Research, Moscow, Russia
Yu. Andreev, A. Dermenev, S. Gninenko, N. Golubev, A. Karneyeu, M. Kirsanov, N. Krasnikov,
A. Pashenkov, G. Pivovarov, D. Tlisov, A. Toropin

**Institute for Theoretical and Experimental Physics named by A.I. Alikhanov of NRC
'Kurchatov Institute', Moscow, Russia**
V. Epshteyn, V. Gavrillov, N. Lychkovskaya, A. Nikitenko⁴⁷, V. Popov, I. Pozdnyakov,
G. Safronov, A. Spiridonov, A. Stepenov, M. Toms, E. Vlasov, A. Zhokin

Moscow Institute of Physics and Technology, Moscow, Russia
T. Aushev

**National Research Nuclear University 'Moscow Engineering Physics Institute' (MEPhI),
Moscow, Russia**
O. Bychkova, D. Philippov, E. Popova, V. Rusinov, E. Zhemchugov

P.N. Lebedev Physical Institute, Moscow, Russia
V. Andreev, M. Azarkin, I. Dremin, M. Kirakosyan, A. Terkulov

**Skobeltsyn Institute of Nuclear Physics, Lomonosov Moscow State University, Moscow,
Russia**
A. Baskakov, A. Belyaev, E. Boos, V. Bunichev, M. Dubinin⁴⁸, L. Dudko, A. Ershov, A. Gribushin,
V. Klyukhin, O. Kodolova, I. Lokhtin, S. Obraztsov, V. Savrin

Novosibirsk State University (NSU), Novosibirsk, Russia
V. Blinov⁴⁹, T. Dimova⁴⁹, L. Kardapoltsev⁴⁹, I. Ovtin⁴⁹, Y. Skovpen⁴⁹

**Institute for High Energy Physics of National Research Centre 'Kurchatov Institute',
Protvino, Russia**
I. Azhgirey, I. Bayshev, V. Kachanov, A. Kalinin, D. Konstantinov, V. Petrov, R. Ryutin, A. Sobol,
S. Troshin, N. Tyurin, A. Uzunian, A. Volkov

National Research Tomsk Polytechnic University, Tomsk, Russia
A. Babaev, A. Iuzhakov, V. Okhotnikov, L. Sukhikh

Tomsk State University, Tomsk, Russia
V. Borchsh, V. Ivanchenko, E. Tcherniaev

University of Belgrade: Faculty of Physics and VINCA Institute of Nuclear Sciences, Belgrade, Serbia

P. Adzic⁵⁰, P. Cirkovic, M. Dordevic, P. Milenovic, J. Milosevic

Centro de Investigaciones Energéticas Medioambientales y Tecnológicas (CIEMAT), Madrid, Spain

M. Aguilar-Benitez, J. Alcaraz Maestre, A. Álvarez Fernández, I. Bachiller, M. Barrio Luna, Cristina F. Bedoya, J.A. Brochero Cifuentes, C.A. Carrillo Montoya, M. Cepeda, M. Cerrada, N. Colino, B. De La Cruz, A. Delgado Peris, J.P. Fernández Ramos, J. Flix, M.C. Fouz, O. Gonzalez Lopez, S. Goy Lopez, J.M. Hernandez, M.I. Josa, D. Moran, Á. Navarro Tobar, A. Pérez-Calero Yzquierdo, J. Puerta Pelayo, I. Redondo, L. Romero, S. Sánchez Navas, M.S. Soares, A. Triossi, C. Willmott

Universidad Autónoma de Madrid, Madrid, Spain

C. Albajar, J.F. de Trocóniz, R. Reyes-Almanza

Universidad de Oviedo, Instituto Universitario de Ciencias y Tecnologías Espaciales de Asturias (ICTEA), Oviedo, Spain

B. Alvarez Gonzalez, J. Cuevas, C. Erice, J. Fernandez Menendez, S. Folgueras, I. Gonzalez Caballero, E. Palencia Cortezon, C. Ramón Álvarez, V. Rodríguez Bouza, S. Sanchez Cruz

Instituto de Física de Cantabria (IFCA), CSIC-Universidad de Cantabria, Santander, Spain

I.J. Cabrillo, A. Calderon, B. Chazin Quero, J. Duarte Campderros, M. Fernandez, P.J. Fernández Manteca, A. García Alonso, G. Gomez, C. Martinez Rivero, P. Martinez Ruiz del Arbol, F. Matorras, J. Piedra Gomez, C. Prieels, F. Ricci-Tam, T. Rodrigo, A. Ruiz-Jimeno, L. Russo⁵¹, L. Scodellaro, I. Vila, J.M. Vizan Garcia

University of Colombo, Colombo, Sri Lanka

MK Jayananda, B. Kailaspathy⁵², D.U.J. Sonnadara, DDC Wickramarathna

University of Ruhuna, Department of Physics, Matara, Sri Lanka

W.G.D. Dharmaratna, K. Liyanage, N. Perera, N. Wickramage

CERN, European Organization for Nuclear Research, Geneva, Switzerland

T.K. Aarrestad, D. Abbaneo, B. Akgun, E. Auffray, G. Auzinger, J. Baechler, P. Baillon, A.H. Ball, D. Barney, J. Bendavid, M. Bianco, A. Bocci, P. Bortignon, E. Bossini, E. Brondolin, T. Camporesi, G. Cerminara, L. Cristella, D. d'Enterria, A. Dabrowski, N. Daci, V. Daponte, A. David, A. De Roeck, M. Deile, R. Di Maria, M. Dobson, M. Dünser, N. Dupont, A. Elliott-Peisert, N. Emriskova, F. Fallavollita⁵³, D. Fasanella, S. Fiorendi, G. Franzoni, J. Fulcher, W. Funk, S. Giani, D. Gigi, K. Gill, F. Glege, L. Gouskos, M. Guilbaud, D. Gulhan, J. Hegeman, Y. Iiyama, V. Innocente, T. James, P. Janot, J. Kaspar, J. Kieseler, M. Komm, N. Kratochwil, C. Lange, P. Lecoq, K. Long, C. Lourenço, L. Malgeri, M. Mannelli, A. Massironi, F. Meijers, S. Mersi, E. Meschi, F. Moortgat, M. Mulders, J. Ngadiuba, J. Niedziela, S. Orfanelli, L. Orsini, F. Pantaleo¹⁸, L. Pape, E. Perez, M. Peruzzi, A. Petrilli, G. Petrucciani, A. Pfeiffer, M. Pierini, D. Rabadý, A. Racz, M. Rieger, M. Rovere, H. Sakulin, J. Salfeld-Nebgen, S. Scarfi, C. Schäfer, C. Schwick, M. Selvaggi, A. Sharma, P. Silva, W. Snoeys, P. Sphicas⁵⁴, J. Steggemann, S. Summers, V.R. Tavolaro, D. Treille, A. Tsiroú, G.P. Van Onsem, A. Vartak, M. Verzetti, K.A. Wozniak, W.D. Zeuner

Paul Scherrer Institut, Villigen, Switzerland

L. Caminada⁵⁵, W. Erdmann, R. Horisberger, Q. Ingram, H.C. Kaestli, D. Kotlinski, U. Langenegger, T. Rohe

ETH Zurich - Institute for Particle Physics and Astrophysics (IPA), Zurich, Switzerland

M. Backhaus, P. Berger, A. Calandri, N. Chernyavskaya, G. Dissertori, M. Dittmar, M. Donegà, C. Dorfer, T. Gadek, T.A. Gómez Espinosa, C. Grab, D. Hits, W. Lusterhmann, A.-M. Lyon, R.A. Manzoni, M.T. Meinhard, F. Micheli, P. Musella, F. Nessi-Tedaldi, F. Pauss, V. Perovic, G. Perrin, L. Perrozzi, S. Pigazzini, M.G. Ratti, M. Reichmann, C. Reissel, T. Reitenspiess, B. Ristic, D. Ruini, D.A. Sanz Becerra, M. Schönenberger, L. Shchutska, V. Stampf, M.L. Vesterbacka Olsson, R. Wallny, D.H. Zhu

Universität Zürich, Zurich, Switzerland

C. AMSLER⁵⁶, C. Botta, D. Brzhechko, M.F. Canelli, A. De Cosa, R. Del Burgo, J.K. Heikkilä, M. Huwiler, A. Jofrehei, B. Kilminster, S. Leontsinis, A. Macchiolo, P. Meiring, V.M. Mikuni, U. Molinatti, I. Neutelings, G. Rauco, A. Reimers, P. Robmann, K. Schweiger, Y. Takahashi, S. Wertz

National Central University, Chung-Li, Taiwan

C. Adloff⁵⁷, C.M. Kuo, W. Lin, A. Roy, T. Sarkar³³, S.S. Yu

National Taiwan University (NTU), Taipei, Taiwan

L. Ceard, P. Chang, Y. Chao, K.F. Chen, P.H. Chen, W.-S. Hou, Y.y. Li, R.-S. Lu, E. Paganis, A. Psallidas, A. Steen, E. Yazgan

Chulalongkorn University, Faculty of Science, Department of Physics, Bangkok, Thailand

B. Asavapibhop, C. Asawatangtrakuldee, N. Srimanobhas

Çukurova University, Physics Department, Science and Art Faculty, Adana, Turkey

F. Boran, S. Damarseckin⁵⁸, Z.S. Demiroglu, F. Dolek, C. Dozen⁵⁹, I. Dumanoglu⁶⁰, E. Eskut, G. Gokbulut, Y. Guler, E. Gurpinar Guler⁶¹, I. Hos⁶², C. Isik, E.E. Kangal⁶³, O. Kara, A. Kayis Topaksu, U. Kiminsu, G. Onengut, K. Ozdemir⁶⁴, A. Polatoz, A.E. Simsek, B. Tali⁶⁵, U.G. Tok, S. Turkcapar, I.S. Zorbakir, C. Zorbilmez

Middle East Technical University, Physics Department, Ankara, Turkey

B. Isildak⁶⁶, G. Karapinar⁶⁷, K. Ocalan⁶⁸, M. Yalvac⁶⁹

Bogazici University, Istanbul, Turkey

I.O. Atakisi, E. Gülmez, M. Kaya⁷⁰, O. Kaya⁷¹, Ö. Özçelik, S. Tekten⁷², E.A. Yetkin⁷³

Istanbul Technical University, Istanbul, Turkey

A. Cakir, K. Cankocak⁶⁰, Y. Komurcu, S. Sen⁷⁴

Istanbul University, Istanbul, Turkey

F. Aydogmus Sen, S. Cerci⁶⁵, B. Kaynak, S. Ozkorucuklu, D. Sunar Cerci⁶⁵

Institute for Scintillation Materials of National Academy of Science of Ukraine, Kharkov, Ukraine

B. Grynyov

National Scientific Center, Kharkov Institute of Physics and Technology, Kharkov, Ukraine

L. Levchuk

University of Bristol, Bristol, United Kingdom

E. Bhal, S. Bologna, J.J. Brooke, D. Burns⁷⁵, E. Clement, D. Cussans, H. Flacher, J. Goldstein, G.P. Heath, H.F. Heath, L. Kreczko, B. Krikler, S. Paramesvaran, T. Sakuma, S. Seif El Nasr-Storey, V.J. Smith, J. Taylor, A. Titterton

Rutherford Appleton Laboratory, Didcot, United Kingdom

K.W. Bell, A. Belyaev⁷⁶, C. Brew, R.M. Brown, D.J.A. Cockerill, K.V. Ellis, K. Harder,

S. Harper, J. Linacre, K. Manolopoulos, D.M. Newbold, E. Olaiya, D. Petyt, T. Reis, T. Schuh, C.H. Shepherd-Themistocleous, A. Thea, I.R. Tomalin, T. Williams

Imperial College, London, United Kingdom

R. Bainbridge, P. Bloch, S. Bonomally, J. Borg, S. Breeze, O. Buchmuller, A. Bundock, V. Cepaitis, G.S. Chahal⁷⁷, D. Colling, P. Dauncey, G. Davies, M. Della Negra, P. Everaerts, G. Fedi, G. Hall, G. Iles, J. Langford, L. Lyons, A.-M. Magnan, S. Malik, A. Martelli, V. Milosevic, J. Nash⁷⁸, V. Palladino, M. Pesaresi, D.M. Raymond, A. Richards, A. Rose, E. Scott, C. Seez, A. Shtipliyski, M. Stoye, A. Tapper, K. Uchida, T. Virdee¹⁸, N. Wardle, S.N. Webb, D. Winterbottom, A.G. Zecchinelli, S.C. Zenz

Brunel University, Uxbridge, United Kingdom

J.E. Cole, P.R. Hobson, A. Khan, P. Kyberd, C.K. Mackay, I.D. Reid, L. Teodorescu, S. Zahid

Baylor University, Waco, USA

A. Brinkerhoff, K. Call, B. Caraway, J. Dittmann, K. Hatakeyama, A.R. Kanuganti, C. Madrid, B. McMaster, N. Pastika, S. Sawant, C. Smith

Catholic University of America, Washington, DC, USA

R. Bartek, A. Dominguez, R. Uniyal, A.M. Vargas Hernandez

The University of Alabama, Tuscaloosa, USA

A. Buccilli, O. Charaf, S.I. Cooper, S.V. Gleyzer, C. Henderson, P. Rumerio, C. West

Boston University, Boston, USA

A. Akpınar, A. Albert, D. Arcaro, C. Cosby, Z. Demiragli, D. Gastler, C. Richardson, J. Rohlf, K. Salyer, D. Sperka, D. Spitzbart, I. Suarez, S. Yuan, D. Zou

Brown University, Providence, USA

G. Benelli, B. Burkle, X. Coubez¹⁹, D. Cutts, Y.t. Duh, M. Hadley, U. Heintz, J.M. Hogan⁷⁹, K.H.M. Kwok, E. Laird, G. Landsberg, K.T. Lau, J. Lee, M. Narain, S. Sagir⁸⁰, R. Syarif, E. Usai, W.Y. Wong, D. Yu, W. Zhang

University of California, Davis, Davis, USA

R. Band, C. Brainerd, R. Breedon, M. Calderon De La Barca Sanchez, M. Chertok, J. Conway, R. Conway, P.T. Cox, R. Erbacher, C. Flores, G. Funk, F. Jensen, W. Ko[†], O. Kukral, R. Lander, M. Mulhearn, D. Pellett, J. Pilot, M. Shi, D. Taylor, K. Tos, M. Tripathi, Y. Yao, F. Zhang

University of California, Los Angeles, USA

M. Bachtis, C. Bravo, R. Cousins, A. Dasgupta, A. Florent, D. Hamilton, J. Hauser, M. Ignatenko, T. Lam, N. Mccoll, W.A. Nash, S. Regnard, D. Saltzberg, C. Schnaible, B. Stone, V. Valuev

University of California, Riverside, Riverside, USA

K. Burt, Y. Chen, R. Clare, J.W. Gary, S.M.A. Ghiasi Shirazi, G. Hanson, G. Karapostoli, O.R. Long, N. Manganeli, M. Olmedo Negrete, M.I. Paneva, W. Si, S. Wimpenny, Y. Zhang

University of California, San Diego, La Jolla, USA

J.G. Branson, P. Chang, S. Cittolin, S. Cooperstein, N. Deelen, M. Derdzinski, J. Duarte, R. Gerosa, D. Gilbert, B. Hashemi, D. Klein, V. Krutelyov, J. Letts, M. Masciovecchio, S. May, S. Padhi, M. Pieri, V. Sharma, M. Tadel, F. Würthwein, A. Yagil

University of California, Santa Barbara - Department of Physics, Santa Barbara, USA

N. Amin, R. Bhandari, C. Campagnari, M. Citron, A. Dorsett, V. Dutta, J. Incandela, B. Marsh, H. Mei, A. Ovcharova, H. Qu, M. Quinlan, J. Richman, U. Sarica, D. Stuart, S. Wang

California Institute of Technology, Pasadena, USA

D. Anderson, A. Bornheim, O. Cerri, I. Dutta, J.M. Lawhorn, N. Lu, J. Mao, H.B. Newman, T.Q. Nguyen, J. Pata, M. Spiropulu, J.R. Vlimant, S. Xie, Z. Zhang, R.Y. Zhu

Carnegie Mellon University, Pittsburgh, USA

J. Alison, M.B. Andrews, T. Ferguson, T. Mudholkar, M. Paulini, M. Sun, I. Vorobiev, M. Weinberg

University of Colorado Boulder, Boulder, USA

J.P. Cumalat, W.T. Ford, E. MacDonald, T. Mulholland, R. Patel, A. Perloff, K. Stenson, K.A. Ulmer, S.R. Wagner

Cornell University, Ithaca, USA

J. Alexander, Y. Cheng, J. Chu, D.J. Cranshaw, A. Datta, A. Frankenthal, K. Mcdermott, J. Monroy, J.R. Patterson, D. Quach, A. Ryd, W. Sun, S.M. Tan, Z. Tao, J. Thom, P. Wittich, M. Zientek

Fermi National Accelerator Laboratory, Batavia, USA

S. Abdullin, M. Albrow, M. Alyari, G. Apollinari, A. Apresyan, A. Apyan, S. Banerjee, L.A.T. Bauerdick, A. Beretvas, D. Berry, J. Berryhill, P.C. Bhat, K. Burkett, J.N. Butler, A. Canepa, G.B. Cerati, H.W.K. Cheung, F. Chlebana, M. Cremonesi, V.D. Elvira, J. Freeman, Z. Gecse, E. Gottschalk, L. Gray, D. Green, S. Grünendahl, O. Gutsche, R.M. Harris, S. Hasegawa, R. Heller, T.C. Herwig, J. Hirschauer, B. Jayatilaka, S. Jindariani, M. Johnson, U. Joshi, T. Klijnsma, B. Klima, M.J. Kortelainen, S. Lammel, J. Lewis, D. Lincoln, R. Lipton, M. Liu, T. Liu, J. Lykken, K. Maeshima, D. Mason, P. McBride, P. Merkel, S. Mrenna, S. Nahn, V. O'Dell, V. Papadimitriou, K. Pedro, C. Pena⁴⁸, O. Prokofyev, F. Ravera, A. Reinsvold Hall, L. Ristori, B. Schneider, E. Sexton-Kennedy, N. Smith, A. Soha, W.J. Spalding, L. Spiegel, S. Stoynev, J. Strait, L. Taylor, S. Tkaczyk, N.V. Tran, L. Uplegger, E.W. Vaandering, M. Wang, H.A. Weber, A. Woodard

University of Florida, Gainesville, USA

D. Acosta, P. Avery, D. Bourilkov, L. Cadamuro, V. Cherepanov, F. Errico, R.D. Field, D. Guerrero, B.M. Joshi, M. Kim, J. Konigsberg, A. Korytov, K.H. Lo, K. Matchev, N. Menendez, G. Mitselmakher, D. Rosenzweig, K. Shi, J. Wang, S. Wang, X. Zuo

Florida International University, Miami, USA

Y.R. Joshi

Florida State University, Tallahassee, USA

T. Adams, A. Askew, D. Diaz, R. Habibullah, S. Hagopian, V. Hagopian, K.F. Johnson, R. Khurana, T. Kolberg, G. Martinez, H. Prosper, C. Schiber, R. Yohay, J. Zhang

Florida Institute of Technology, Melbourne, USA

M.M. Baarmand, S. Butalla, T. Elkafrawy¹⁴, M. Hohlmann, D. Noonan, M. Rahmani, M. Saunders, F. Yumiceva

University of Illinois at Chicago (UIC), Chicago, USA

M.R. Adams, L. Apanasevich, H. Becerril Gonzalez, R. Cavanaugh, X. Chen, S. Dittmer, O. Evdokimov, C.E. Gerber, D.A. Hangal, D.J. Hofman, C. Mills, G. Oh, T. Roy, M.B. Tonjes, N. Varelas, J. Viinikainen, H. Wang, X. Wang, Z. Wu

The University of Iowa, Iowa City, USA

M. Alhousseini, B. Bilki⁶¹, K. Dilsiz⁸¹, S. Durgut, R.P. Gandrajula, M. Haytmyradov,

V. Khristenko, O.K. Köseyan, J.-P. Merlo, A. Mestvirishvili⁸², A. Moeller, J. Nachtman, H. Ogul⁸³, Y. Onel, F. Ozok⁸⁴, A. Penzo, C. Snyder, E. Tiras, J. Wetzel, K. Yi⁸⁵

Johns Hopkins University, Baltimore, USA

O. Amram, B. Blumenfeld, L. Corcodilos, M. Eminizer, A.V. Gritsan, S. Kyriacou, P. Maksimovic, C. Mantilla, J. Roskes, M. Swartz, T.Á. Vámi

The University of Kansas, Lawrence, USA

C. Baldenegro Barrera, P. Baringer, A. Bean, A. Bylinkin, T. Isidori, S. Khalil, J. King, G. Krintiras, A. Kropivnitskaya, C. Lindsey, N. Minafra, M. Murray, C. Rogan, C. Royon, S. Sanders, E. Schmitz, J.D. Tapia Takaki, Q. Wang, J. Williams, G. Wilson

Kansas State University, Manhattan, USA

S. Duric, A. Ivanov, K. Kaadze, D. Kim, Y. Maravin, D.R. Mendis, T. Mitchell, A. Modak, A. Mohammadi

Lawrence Livermore National Laboratory, Livermore, USA

F. Rebassoo, D. Wright

University of Maryland, College Park, USA

E. Adams, A. Baden, O. Baron, A. Belloni, S.C. Eno, Y. Feng, N.J. Hadley, S. Jabeen, G.Y. Jeng, R.G. Kellogg, T. Koeth, A.C. Mignerey, S. Nabili, M. Seidel, A. Skuja, S.C. Tonwar, L. Wang, K. Wong

Massachusetts Institute of Technology, Cambridge, USA

D. Abercrombie, B. Allen, R. Bi, S. Brandt, W. Busza, I.A. Cali, Y. Chen, M. D'Alfonso, G. Gomez Ceballos, M. Goncharov, P. Harris, D. Hsu, M. Hu, M. Klute, D. Kovalskyi, J. Krupa, Y.-J. Lee, P.D. Luckey, B. Maier, A.C. Marini, C. McGinn, C. Mironov, S. Narayanan, X. Niu, C. Paus, D. Rankin, C. Roland, G. Roland, Z. Shi, G.S.F. Stephans, K. Sumorok, K. Tatar, D. Velicanu, J. Wang, T.W. Wang, Z. Wang, B. Wyslouch

University of Minnesota, Minneapolis, USA

R.M. Chatterjee, A. Evans, S. Guts[†], P. Hansen, J. Hiltbrand, Sh. Jain, M. Krohn, Y. Kubota, Z. Lesko, J. Mans, M. Revering, R. Rusack, R. Saradhy, N. Schroeder, N. Strobbe, M.A. Wadud

University of Mississippi, Oxford, USA

J.G. Acosta, S. Oliveros

University of Nebraska-Lincoln, Lincoln, USA

K. Bloom, S. Chauhan, D.R. Claes, C. Fangmeier, L. Finco, F. Golf, J.R. González Fernández, I. Kravchenko, J.E. Siado, G.R. Snow[†], B. Stieger, W. Tabb

State University of New York at Buffalo, Buffalo, USA

G. Agarwal, C. Harrington, L. Hay, I. Iashvili, A. Kharchilava, C. McLean, D. Nguyen, A. Parker, J. Pekkanen, S. Rappoccio, B. Roozbahani

Northeastern University, Boston, USA

G. Alverson, E. Barberis, C. Freer, Y. Haddad, A. Hortiangtham, G. Madigan, B. Marzocchi, D.M. Morse, V. Nguyen, T. Orimoto, L. Skinnari, A. Tishelman-Charny, T. Wamorkar, B. Wang, A. Wisecarver, D. Wood

Northwestern University, Evanston, USA

S. Bhattacharya, J. Bueghly, Z. Chen, A. Gilbert, T. Gunter, K.A. Hahn, N. Odell, M.H. Schmitt, K. Sung, M. Velasco

University of Notre Dame, Notre Dame, USA

R. Bucci, N. Dev, R. Goldouzian, M. Hildreth, K. Hurtado Anampa, C. Jessop, D.J. Karmgard, K. Lannon, W. Li, N. Loukas, N. Marinelli, I. Mcalister, F. Meng, K. Mohrman, Y. Musienko⁴³, R. Ruchti, P. Siddireddy, S. Taroni, M. Wayne, A. Wightman, M. Wolf, L. Zygala

The Ohio State University, Columbus, USA

J. Alimena, B. Bylsma, B. Cardwell, L.S. Durkin, B. Francis, C. Hill, W. Ji, A. Lefeld, B.L. Winer, B.R. Yates

Princeton University, Princeton, USA

G. Dezoort, P. Elmer, B. Greenberg, N. Haubrich, S. Higginbotham, A. Kalogeropoulos, G. Kopp, S. Kwan, D. Lange, M.T. Lucchini, J. Luo, D. Marlow, K. Mei, I. Ojalvo, J. Olsen, C. Palmer, P. Piroué, D. Stickland, C. Tully

University of Puerto Rico, Mayaguez, USA

S. Malik, S. Norberg

Purdue University, West Lafayette, USA

V.E. Barnes, R. Chawla, S. Das, L. Gutay, M. Jones, A.W. Jung, B. Mahakud, G. Negro, N. Neumeister, C.C. Peng, S. Piperov, H. Qiu, J.F. Schulte, N. Trevisani, F. Wang, R. Xiao, W. Xie

Purdue University Northwest, Hammond, USA

T. Cheng, J. Dolen, N. Parashar, M. Stojanovic

Rice University, Houston, USA

A. Baty, S. Dildick, K.M. Ecklund, S. Freed, F.J.M. Geurts, M. Kilpatrick, A. Kumar, W. Li, B.P. Padley, R. Redjimi, J. Roberts[†], J. Rorie, W. Shi, A.G. Stahl Leiton, Z. Tu, A. Zhang

University of Rochester, Rochester, USA

A. Bodek, P. de Barbaro, R. Demina, J.L. Dulemba, C. Fallon, T. Ferbel, M. Galanti, A. Garcia-Bellido, O. Hindrichs, A. Khukhunaishvili, E. Ranken, R. Taus

Rutgers, The State University of New Jersey, Piscataway, USA

B. Chiarito, J.P. Chou, A. Gandrakota, Y. Gershtein, E. Halkiadakis, A. Hart, M. Heindl, E. Hughes, S. Kaplan, O. Karacheban²², I. Laflotte, A. Lath, R. Montalvo, K. Nash, M. Osherson, S. Salur, S. Schnetzer, S. Somalwar, R. Stone, S.A. Thayil, S. Thomas

University of Tennessee, Knoxville, USA

H. Acharya, A.G. Delannoy, S. Spanier

Texas A&M University, College Station, USA

O. Bouhali⁸⁶, M. Dalchenko, A. Delgado, R. Eusebi, J. Gilmore, T. Huang, T. Kamon⁸⁷, H. Kim, S. Luo, S. Malhotra, R. Mueller, D. Overton, L. Perniè, D. Rathjens, A. Safonov

Texas Tech University, Lubbock, USA

N. Akchurin, J. Damgov, V. Hegde, S. Kunori, K. Lamichhane, S.W. Lee, T. Mengke, S. Muthumuni, T. Peltola, S. Undleeb, I. Volobouev, Z. Wang, A. Whitbeck

Vanderbilt University, Nashville, USA

E. Appelt, S. Greene, A. Gurrola, R. Janjam, W. Johns, C. Maguire, A. Melo, H. Ni, K. Padeken, F. Romeo, P. Sheldon, S. Tuo, J. Velkovska, M. Verweij

University of Virginia, Charlottesville, USA

L. Ang, M.W. Arenton, B. Cox, G. Cummings, J. Hakala, R. Hirosky, M. Joyce, A. Ledovskoy, C. Neu, B. Tannenwald, Y. Wang, E. Wolfe, F. Xia

Wayne State University, Detroit, USA

P.E. Karchin, N. Poudyal, J. Sturdy, P. Thapa

University of Wisconsin - Madison, Madison, WI, USA

K. Black, T. Bose, J. Buchanan, C. Caillol, S. Dasu, I. De Bruyn, L. Dodd, C. Galloni, H. He, M. Herndon, A. Hervé, U. Hussain, A. Lanaro, A. Loeliger, R. Loveless, J. Madhusudanan Sreekala, A. Mallampalli, D. Pinna, T. Ruggles, A. Savin, V. Shang, V. Sharma, W.H. Smith, D. Teague, S. Trembath-reichert, W. Vetens

†: Deceased

1: Also at Vienna University of Technology, Vienna, Austria

2: Also at Department of Basic and Applied Sciences, Faculty of Engineering, Arab Academy for Science, Technology and Maritime Transport, Alexandria, Egypt

3: Also at Université Libre de Bruxelles, Bruxelles, Belgium

4: Also at IRFU, CEA, Université Paris-Saclay, Gif-sur-Yvette, France

5: Also at Universidade Estadual de Campinas, Campinas, Brazil

6: Also at Federal University of Rio Grande do Sul, Porto Alegre, Brazil

7: Also at UFMS, Nova Andradina, Brazil

8: Also at Universidade Federal de Pelotas, Pelotas, Brazil

9: Also at University of Chinese Academy of Sciences, Beijing, China

10: Also at Institute for Theoretical and Experimental Physics named by A.I. Alikhanov of NRC 'Kurchatov Institute', Moscow, Russia

11: Also at Joint Institute for Nuclear Research, Dubna, Russia

12: Also at Helwan University, Cairo, Egypt

13: Now at Zewail City of Science and Technology, Zewail, Egypt

14: Also at Ain Shams University, Cairo, Egypt

15: Also at Purdue University, West Lafayette, USA

16: Also at Université de Haute Alsace, Mulhouse, France

17: Also at Erzincan Binali Yildirim University, Erzincan, Turkey

18: Also at CERN, European Organization for Nuclear Research, Geneva, Switzerland

19: Also at RWTH Aachen University, III. Physikalisches Institut A, Aachen, Germany

20: Also at University of Hamburg, Hamburg, Germany

21: Also at Department of Physics, Isfahan University of Technology, Isfahan, Iran, Isfahan, Iran

22: Also at Brandenburg University of Technology, Cottbus, Germany

23: Also at Skobeltsyn Institute of Nuclear Physics, Lomonosov Moscow State University, Moscow, Russia

24: Also at Institute of Physics, University of Debrecen, Debrecen, Hungary, Debrecen, Hungary

25: Also at Physics Department, Faculty of Science, Assiut University, Assiut, Egypt

26: Also at Institute of Nuclear Research ATOMKI, Debrecen, Hungary

27: Also at MTA-ELTE Lendület CMS Particle and Nuclear Physics Group, Eötvös Loránd University, Budapest, Hungary, Budapest, Hungary

28: Also at IIT Bhubaneswar, Bhubaneswar, India, Bhubaneswar, India

29: Also at Institute of Physics, Bhubaneswar, India

30: Also at G.H.G. Khalsa College, Punjab, India

31: Also at Shoolini University, Solan, India

32: Also at University of Hyderabad, Hyderabad, India

33: Also at University of Visva-Bharati, Santiniketan, India

34: Also at Indian Institute of Technology (IIT), Mumbai, India

-
- 35: Also at Deutsches Elektronen-Synchrotron, Hamburg, Germany
- 36: Also at Department of Physics, University of Science and Technology of Mazandaran, Behshahr, Iran
- 37: Now at INFN Sezione di Bari ^a, Università di Bari ^b, Politecnico di Bari ^c, Bari, Italy
- 38: Also at Italian National Agency for New Technologies, Energy and Sustainable Economic Development, Bologna, Italy
- 39: Also at Centro Siciliano di Fisica Nucleare e di Struttura Della Materia, Catania, Italy
- 40: Also at Riga Technical University, Riga, Latvia, Riga, Latvia
- 41: Also at Consejo Nacional de Ciencia y Tecnología, Mexico City, Mexico
- 42: Also at Warsaw University of Technology, Institute of Electronic Systems, Warsaw, Poland
- 43: Also at Institute for Nuclear Research, Moscow, Russia
- 44: Now at National Research Nuclear University 'Moscow Engineering Physics Institute' (MEPhI), Moscow, Russia
- 45: Also at St. Petersburg State Polytechnical University, St. Petersburg, Russia
- 46: Also at University of Florida, Gainesville, USA
- 47: Also at Imperial College, London, United Kingdom
- 48: Also at California Institute of Technology, Pasadena, USA
- 49: Also at Budker Institute of Nuclear Physics, Novosibirsk, Russia
- 50: Also at Faculty of Physics, University of Belgrade, Belgrade, Serbia
- 51: Also at Università degli Studi di Siena, Siena, Italy
- 52: Also at Trincomalee Campus, Eastern University, Sri Lanka, Nilaveli, Sri Lanka
- 53: Also at INFN Sezione di Pavia ^a, Università di Pavia ^b, Pavia, Italy, Pavia, Italy
- 54: Also at National and Kapodistrian University of Athens, Athens, Greece
- 55: Also at Universität Zürich, Zurich, Switzerland
- 56: Also at Stefan Meyer Institute for Subatomic Physics, Vienna, Austria, Vienna, Austria
- 57: Also at Laboratoire d'Annecy-le-Vieux de Physique des Particules, IN2P3-CNRS, Annecy-le-Vieux, France
- 58: Also at Şırnak University, Sirnak, Turkey
- 59: Also at Department of Physics, Tsinghua University, Beijing, China, Beijing, China
- 60: Also at Near East University, Research Center of Experimental Health Science, Nicosia, Turkey
- 61: Also at Beykent University, Istanbul, Turkey, Istanbul, Turkey
- 62: Also at Istanbul Aydin University, Application and Research Center for Advanced Studies (App. & Res. Cent. for Advanced Studies), Istanbul, Turkey
- 63: Also at Mersin University, Mersin, Turkey
- 64: Also at Piri Reis University, Istanbul, Turkey
- 65: Also at Adiyaman University, Adiyaman, Turkey
- 66: Also at Ozyegin University, Istanbul, Turkey
- 67: Also at Izmir Institute of Technology, Izmir, Turkey
- 68: Also at Necmettin Erbakan University, Konya, Turkey
- 69: Also at Bozok Universitetesi Rektörlüğü, Yozgat, Turkey
- 70: Also at Marmara University, Istanbul, Turkey
- 71: Also at Milli Savunma University, Istanbul, Turkey
- 72: Also at Kafkas University, Kars, Turkey
- 73: Also at Istanbul Bilgi University, Istanbul, Turkey
- 74: Also at Hacettepe University, Ankara, Turkey
- 75: Also at Vrije Universiteit Brussel, Brussel, Belgium
- 76: Also at School of Physics and Astronomy, University of Southampton, Southampton, United Kingdom

- 77: Also at IPPP Durham University, Durham, United Kingdom
- 78: Also at Monash University, Faculty of Science, Clayton, Australia
- 79: Also at Bethel University, St. Paul, Minneapolis, USA, St. Paul, USA
- 80: Also at Karamanoğlu Mehmetbey University, Karaman, Turkey
- 81: Also at Bingol University, Bingol, Turkey
- 82: Also at Georgian Technical University, Tbilisi, Georgia
- 83: Also at Sinop University, Sinop, Turkey
- 84: Also at Mimar Sinan University, Istanbul, Istanbul, Turkey
- 85: Also at Nanjing Normal University Department of Physics, Nanjing, China
- 86: Also at Texas A&M University at Qatar, Doha, Qatar
- 87: Also at Kyungpook National University, Daegu, Korea, Daegu, Korea