

Measurement of Λ_c^+ baryons and D_s^+ mesons in Pb–Pb collisions with ALICE

Luuk Vermunt* for the ALICE Collaboration

Institute for Subatomic Physics, Utrecht University

E-mail: luuk.vermunt@cern.ch

The study of heavy-flavour (charm and beauty) production is important to understand the properties of the Quark-Gluon Plasma (QGP) formed in ultra-relativistic heavy-ion collisions, since heavy quarks are produced in the initial stages of the collisions and subsequently interact with the medium throughout its evolution. In the QGP, strange quarks are expected to be abundantly produced and may recombine with charm quarks leading to an enhancement of the nuclear modification factor (R_{AA}) of D_s^+ mesons compared to that of other charmed meson states at low and intermediate p_T . The measurement of elliptic flow (v_2) of D_s^+ mesons is useful to determine the degree of thermalisation of charm quarks in the collective expansion of the QGP. In addition, charm quarks could recombine with light di-quark states in the medium, which would lead to an enhancement of the Λ_c^+/D^0 baryon-to-meson ratio as compared to that in pp collisions. Precise measurements of these particle species in Pb–Pb collisions, therefore, give a deeper insight into the hadronisation mechanisms that heavy quarks undergo in the strongly-interacting medium. In this contribution, the latest results measured with ALICE for D_s^+ -meson and Λ_c^+ -baryon production in Pb–Pb collisions at $\sqrt{s_{NN}} = 5.02$ TeV, using data from Run 2 of the LHC are discussed.

*European Physical Society Conference on High Energy Physics - EPS-HEP2019 -
10-17 July, 2019
Ghent, Belgium*

*Speaker.

1. Introduction

Under extreme temperatures and/or densities, lattice QCD calculations predict a phase transition of nuclear matter to a colour-deconfined medium, the so-called Quark-Gluon Plasma (QGP) [1, 2, 3, 4]. Ultra-relativistic heavy-ion collisions provide suitable conditions for the QGP formation and for characterising its properties. Ideal probes are heavy quarks (charm and beauty), as they are predominantly produced in the early stage of the collisions in hard-scattering processes. Their formation time (approximate 0.1 and 0.03 fm/ c for charm and beauty [5]) is shorter than the production time of the QGP (between 0.3-1.5 fm/ c [6]) at LHC energies. In contrast, the thermal production and annihilation rates of charm and beauty quarks are expected to be negligible [7].

In this contribution, recent measurement of strange open-charm meson, D_s^+ , and open-charm baryon, Λ_c^+ , production by the ALICE Collaboration in the LHC Pb–Pb run of 2018 are discussed. These measurements provide unique insights into the charm quark hadronisation processes in the QGP, probing the interplay between the fragmentation and coalescence mechanisms. In the QGP, strange quarks are expected to be abundantly produced in the medium [8, 9], which may recombine with charm quarks. In addition, charm quarks could recombine with light di-quark states in the medium [10, 11, 12]. If the coalescence mechanism plays an important role, as experimental data is suggesting for low and intermediate p_T [13, 14], an enhanced production of D_s^+ and Λ_c^+ is expected compared to non-strange D mesons and their production in pp collisions.

The D_s^+ -meson and Λ_c^+ -baryon production in Pb–Pb collisions at $\sqrt{s_{NN}} = 5.02$ TeV was measured by ALICE via exclusive reconstruction at mid-rapidity ($|y| < 0.8$) in the hadronic decay channels $D_s^+ \rightarrow \phi \pi^+ \rightarrow K^+ K^- \pi^+$ ($c\tau \simeq 150 \mu\text{m}$, $\text{BR} = 2.27 \pm 0.08\%$) and $\Lambda_c^+ \rightarrow p K_S^0 \rightarrow p \pi^+ \pi^-$ ($c\tau \simeq 60 \mu\text{m}$, $\text{BR} = 1.10 \pm 0.21\%$) [15]. The raw yields were extracted via an invariant-mass analysis after having applied topological and particle-identification selections to enhance the signal-over-background ratio. These selections are performed independently for the different variables in the D_s^+ -meson analysis, where for the Λ_c^+ -baryon analysis two BDT machine-learning algorithms were exploited. The AdaBoost and XGBoost machine-learning classifiers were used in parallel, averaging the fully corrected Λ_c^+ p_T -differential yields using a similar strategy as used in Ref. [16]. Monte-Carlo simulations based on HIJING [17] and PYTHIA6 [18] event generators and the GEANT3 transport package [19] were used for the efficiency-times-acceptance corrections, as well as for the machine-learning training¹. The fraction of prompt D_s^+ mesons and Λ_c^+ baryons was estimated using a FONLL-based approach [20, 21]. The centrality and the direction of the event plane were provided by the V0 scintillators. The measurement of the D_s^+ meson v_2 was performed with the scalar-product (SP) method [22].

Both analyses benefit from the tracking and particle identification capabilities of the ALICE central barrel detectors. A complete description of the ALICE apparatus and its performance can be found in Refs. [23, 24]. The main detectors used in this analysis include the Inner Tracking System (ITS) [25], the Time Projection Chamber (TPC) [26], the Time-Of-Flight detector (TOF) [27], and the V0 detector [28] located inside a solenoidal magnet.

¹Background candidates for the machine-learning training are taken from invariant-mass sideband regions in data.

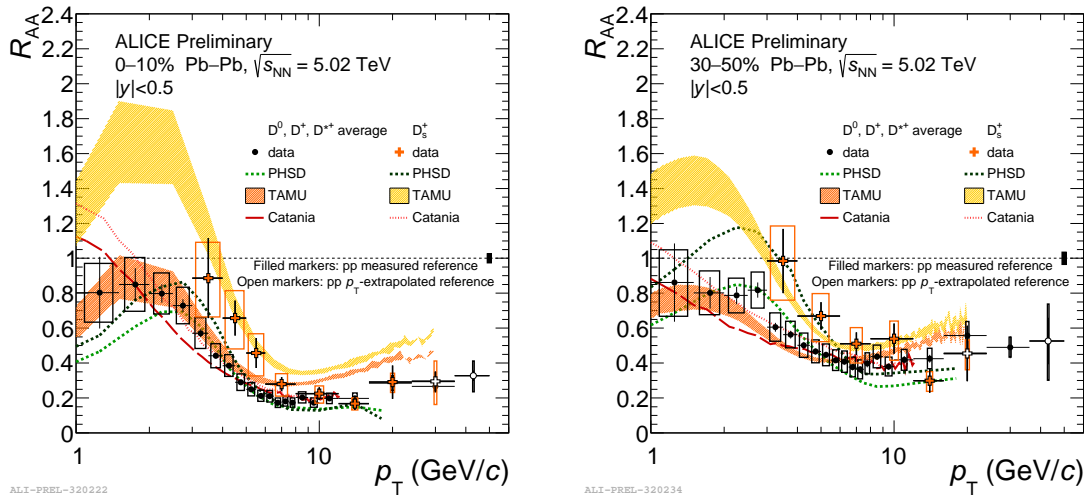


Figure 1: Average R_{AA} of D^0 , D^+ , and D^{*+} mesons and the R_{AA} of D_s^+ mesons in the 0-10% (left) and 30-50% (right) centrality class compared with the PHSD [29], TAMU [30], and Catania [31] model calculations.

2. Results

Figure 1 shows the nuclear modification factor, R_{AA} , of prompt D_s^+ mesons measured in central (0-10%) and semi-central (30-50%) Pb–Pb collisions at $\sqrt{s_{NN}} = 5.02$ TeV. This observable is defined as the ratio between the p_T -differential yield measured in nucleus-nucleus collisions (dN_{AA}/dp_T) and the p_T -differential production cross section in pp collisions ($d\sigma_{pp}/dp_T$), scaled by the average nuclear overlap function $\langle T_{AA} \rangle$. It is compared to the average R_{AA} of prompt non-strange D mesons. The R_{AA} of D_s^+ mesons is in general higher than that of non-strange D mesons, although the uncertainties are relatively large. The strange and non-strange D-meson R_{AA} are compared to models that provide both observables. These three models, PHSD [29], TAMU [30], and Catania [31], all predict a similar increase in the common p_T -range of the D_s^+ -meson R_{AA} as seen in data. This increase is induced by hadronisation via coalescence in combination with the strangeness-rich QCD medium, taking also into account the different interaction cross sections in the hadronic phase of the system evolution.

An alternative way to display the modification of the charm-quark hadronisation in the presence of a QGP is to compare the ratios between the measured yields of D_s^+ and D^0 mesons in Pb–Pb and pp collisions (see left panel of Figure 2). A hint of a larger ratio up to $p_T = 8$ GeV/c in Pb–Pb than in pp collisions is found. This observation points to the same concept of hadronisation of charm quarks via coalescence in the QGP as for light quarks.

In the right panel of Figure 2, the prompt D_s^+ -meson elliptic flow, v_2 , in mid-central (30-50%) Pb–Pb collisions is compared to that of non-strange D-mesons and the PHSD [29] and TAMU [30] model predictions. The measurement of these azimuthal anisotropies, defined² as $v_n = \langle \cos n(\phi - \Psi_n) \rangle$, are sensitive to the fraction hadronising via coalescence. In addition, the participation of the charm quark in the collective dynamics of the underlying medium and the degree

²In this definition, the ϕ is the particle-momentum azimuthal angle, Ψ_n is the symmetry-plane angle relative to the n^{th} harmonic, and the brackets denote the average over all the measured particles in the considered events.

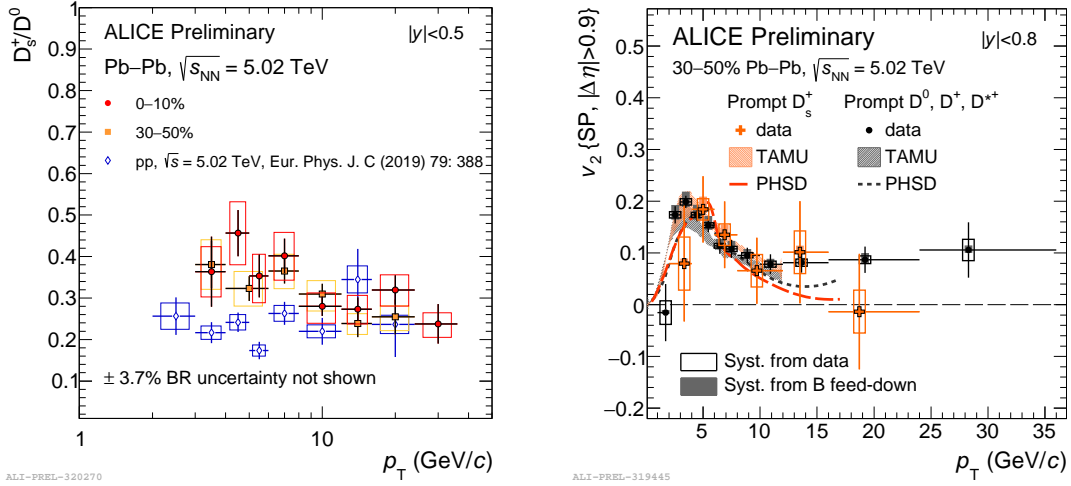


Figure 2: Left: The D_s^+/D^0 ratio of prompt yields as function of p_T for pp and Pb–Pb collisions. Right: Average prompt $D^0, D^+,$ and D^{*+} v_2 and the D_s^+ -meson v_2 at $\sqrt{s_{NN}} = 5.02$ TeV in the 30-50% centrality class, compared to the PHSD [29] and TAMU [30] model calculations.

of thermalisation in the medium can be probed at low p_T , while at high p_T the v_2 is dominated by the path-length dependence of the partons’ in-medium energy loss mechanisms. In the common p_T -range, the measured v_2 is found to be compatible within uncertainties for D_s^+ mesons, non-strange D mesons, as well as with both theoretical calculations. With the current uncertainties it is not yet possible to conclude about the underlying processes that can cause a difference in the elliptic flow of strange and non-strange D mesons.

The left panel of Figure 3 reports the results on the R_{AA} of the Λ_c^+ baryon for $2 < p_T < 24$ GeV/c in central (0-10%) and semi-central (30-50%) Pb–Pb collisions, which significantly improves those based on the 2015 Pb–Pb data sample [14]. Similar as for the D mesons, a suppression is observed for the Λ_c^+ in Pb–Pb collisions, with a hint of a larger suppression for central collisions up to a factor 1.5. In the right panel of Figure 3, the R_{AA} for the 10% most central collisions is compared to two theoretical calculations of the Catania model [31], providing two different treatments of hadronisation. The comparison favours a scenario where fragmentation and coalescence are present in both Pb–Pb and pp collisions, indicating how crucial it is to also have a better understanding of the Λ_c^+ -production mechanisms in pp collisions.

In Figure 4, the baryon-to-meson Λ_c^+/D^0 ratio in Pb–Pb collisions is compared to the one obtained in pp and p–Pb collisions (left panel) and to different theoretical predictions (right panel). There is a hint of a higher Λ_c^+/D^0 ratio in Pb–Pb with respect to pp collisions at intermediate p_T (for both the 0-10% and 30-50% centrality classes). More precision is needed to investigate a trend between pp, p–Pb, and Pb–Pb collisions. The measured ratio in the 0-10% centrality class is compared to the Catania model [31], the statistical hadronisation model [32], and PYTHIA8 simulations with colour reconnection [33]. Both the Catania and statistical hadronisation model are qualitatively describing the data, despite the different implemented hadronisation procedures. The prediction by PYTHIA8, which is intended for pp collisions, underestimates the data. Also for this observable it is fundamental to improve the understanding of Λ_c^+ production in pp collisions,

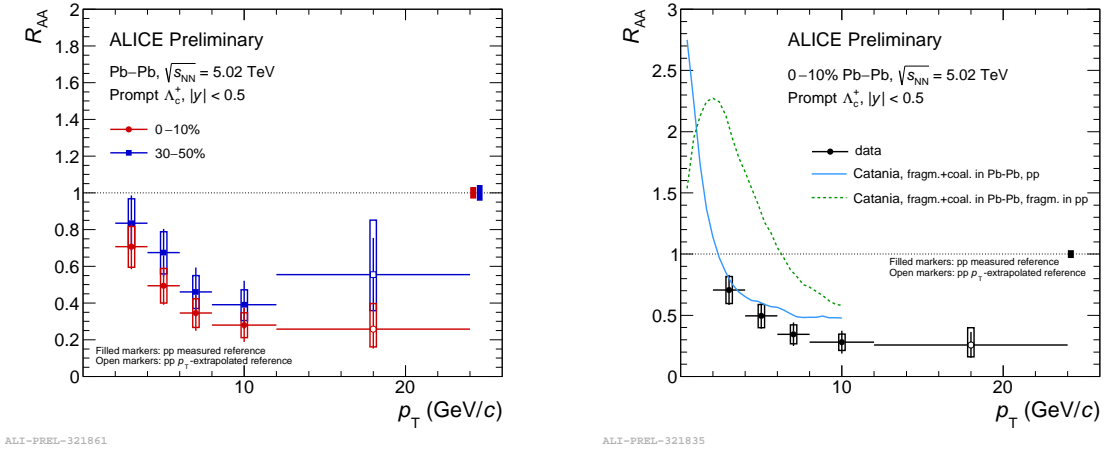


Figure 3: Left: The R_{AA} of the Λ_c^+ baryon in the 0-10% and 30-50% centrality classes. Right: The R_{AA} of the Λ_c^+ baryon in the 10% most central collisions compared to two theoretical calculations of the Catania model [31].

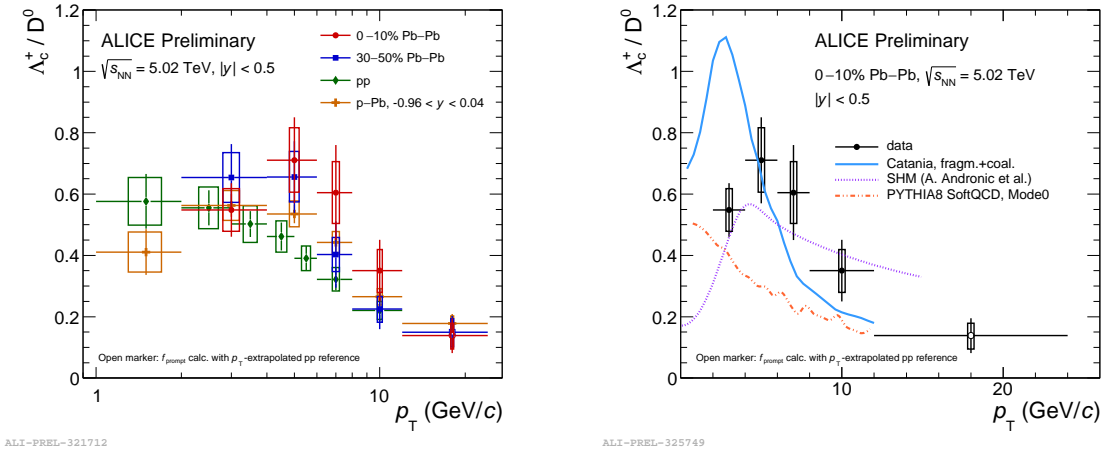


Figure 4: Left: The Λ_c^+/D^0 baryon-to-meson ratio in pp, p-Pb, and Pb–Pb collisions. Right: The Λ_c^+/D^0 baryon-to-meson ratio in the 10% most central collisions compared with the Catania [31], statistical hadronisation model [32], and PYTHIA8 with colour reconnection [33] model calculations.

where many models are significantly underestimating the measured Λ_c^+/D^0 ratio (see Ref. [16] for more details).

3. Conclusions

In this contribution, the most recent results on the production of D_s^+ mesons and Λ_c^+ baryons in Pb–Pb collisions at $\sqrt{s_{NN}} = 5.02$ TeV were presented. These new measurements were performed on the latest Pb–Pb collision data sample, collected in 2018. With respect to earlier ALICE publications [13, 14], the measurements are more differential in p_T and centrality and have an im-

proved statistical precision. The results show hints of coalescence being an important hadronisation mechanism for heavy-flavour particles in Pb–Pb collisions and triggered again the need of a better understanding of charmed baryon production in pp collisions.

References

- [1] F. Karsch, J. Phys. Conf. Ser. **46** (2006) 122 doi:10.1088/1742-6596/46/1/017 [hep-lat/0608003].
- [2] S. Borsanyi *et al.* [Wuppertal-Budapest Collaboration], JHEP **1009** (2010) 073 doi:10.1007/JHEP09(2010)073 [arXiv:1005.3508 [hep-lat]].
- [3] S. Borsanyi *et al.*, Phys. Lett. B **730** (2014) 99 doi:10.1016/j.physletb.2014.01.007 [arXiv:1309.5258 [hep-lat]].
- [4] A. Bazavov *et al.*, Phys. Rev. D **85** (2012) 054503 doi:10.1103/PhysRevD.85.054503 [arXiv:1111.1710 [hep-lat]].
- [5] A. Andronic *et al.*, Eur. Phys. J. C **76** (2016) no.3, 107 doi:10.1140/epjc/s10052-015-3819-5 [arXiv:1506.03981 [nucl-ex]].
- [6] F. M. Liu and S. X. Liu, Phys. Rev. C **89** (2014) no.3, 034906 doi:10.1103/PhysRevC.89.034906 [arXiv:1212.6587 [nucl-th]].
- [7] P. Braun-Munzinger, J. Phys. G **34** (2007) S471 doi:10.1088/0954-3899/34/8/S36 [nucl-th/0701093].
- [8] J. Rafelski and B. Muller, Phys. Rev. Lett. **48** (1982) 1066. doi:10.1103/PhysRevLett.48.1066
- [9] P. Koch, B. Muller and J. Rafelski, Phys. Rept. **142** (1986) 167. doi:10.1016/0370-1573(86)90096-7
- [10] J. F. Donoghue and K. S. Sateesh, Phys. Rev. D **38** (1988) 360. doi:10.1103/PhysRevD.38.360
- [11] K. S. Sateesh, Phys. Rev. D **45** (1992) 866. doi:10.1103/PhysRevD.45.866
- [12] S. H. Lee *et al.*, Phys. Rev. Lett. **100** (2008) 222301 doi:10.1103/PhysRevLett.100.222301 [arXiv:0709.3637 [nucl-th]].
- [13] S. Acharya *et al.* [ALICE Collaboration], JHEP **1810** (2018) 174 doi:10.1007/JHEP10(2018)174 [arXiv:1804.09083 [nucl-ex]].
- [14] S. Acharya *et al.* [ALICE Collaboration], Phys. Lett. B **793** (2019) 212 doi:10.1016/j.physletb.2019.04.046 [arXiv:1809.10922 [nucl-ex]].
- [15] M. Tanabashi *et al.* [Particle Data Group], Phys. Rev. D **98** (2018) no.3, 030001. doi:10.1103/PhysRevD.98.030001
- [16] S. Acharya *et al.* [ALICE Collaboration], JHEP **1804** (2018) 108 doi:10.1007/JHEP04(2018)108 [arXiv:1712.09581 [nucl-ex]].
- [17] X. N. Wang and M. Gyulassy, Phys. Rev. D **44** (1991) 3501. doi:10.1103/PhysRevD.44.3501
- [18] T. Sjostrand, S. Mrenna and P. Z. Skands, JHEP **0605** (2006) 026 doi:10.1088/1126-6708/2006/05/026 [hep-ph/0603175].
- [19] R. Brun *et al.*, doi:10.17181/CERN.MUHF.DMJ1
- [20] M. Cacciari, M. Greco and P. Nason, JHEP **9805** (1998) 007 doi:10.1088/1126-6708/1998/05/007 [hep-ph/9803400].

- [21] S. Acharya *et al.* [ALICE Collaboration], Phys. Rev. Lett. **120** (2018) no.10, 102301 doi:10.1103/PhysRevLett.120.102301 [arXiv:1707.01005 [nucl-ex]].
- [22] S. A. Voloshin, A. M. Poskanzer and R. Snellings, Landolt-Bornstein **23** (2010) 293 doi:10.1007/978-3-642-01539-7_10 [arXiv:0809.2949 [nucl-ex]].
- [23] K. Aamodt *et al.* [ALICE Collaboration], JINST **3** (2008) S08002. doi:10.1088/1748-0221/3/08/S08002
- [24] B. B. Abelev *et al.* [ALICE Collaboration], Int. J. Mod. Phys. A **29** (2014) 1430044 doi:10.1142/S0217751X14300440 [arXiv:1402.4476 [nucl-ex]].
- [25] K. Aamodt *et al.* [ALICE Collaboration], JINST **5** (2010) P03003 doi:10.1088/1748-0221/5/03/P03003 [arXiv:1001.0502 [physics.ins-det]].
- [26] J. Alme *et al.*, Nucl. Instrum. Meth. A **622** (2010) 316 doi:10.1016/j.nima.2010.04.042 [arXiv:1001.1950 [physics.ins-det]].
- [27] A. Akindinov *et al.*, Eur. Phys. J. Plus **128** (2013) 44. doi:10.1140/epjp/i2013-13044-x
- [28] E. Abbas *et al.* [ALICE Collaboration], JINST **8** (2013) P10016 doi:10.1088/1748-0221/8/10/P10016 [arXiv:1306.3130 [nucl-ex]].
- [29] T. Song *et al.*, Phys. Rev. C **93** (2016) no.3, 034906 doi:10.1103/PhysRevC.93.034906 [arXiv:1512.00891 [nucl-th]].
- [30] M. He, R. J. Fries and R. Rapp, Phys. Lett. B **735** (2014) 445 doi:10.1016/j.physletb.2014.05.050 [arXiv:1401.3817 [nucl-th]].
- [31] S. Plumari *et al.*, Eur. Phys. J. C **78** (2018) no.4, 348 doi:10.1140/epjc/s10052-018-5828-7 [arXiv:1712.00730 [hep-ph]].
- [32] A. Andronic *et al.*, Phys. Lett. B **797** (2019) 134836 doi:10.1016/j.physletb.2019.134836 [arXiv:1901.09200 [nucl-th]].
- [33] J. R. Christiansen and P. Z. Skands, JHEP **1508** (2015) 003 doi:10.1007/JHEP08(2015)003 [arXiv:1505.01681 [hep-ph]].