

Institut of Nuclear Physics

EXPERIMENTS WITH UNDULATOR RADIATION OF A SINGLE
ELECTRON

I.V. Pinayev, V.M. Popik, T.V. Shaftan,

A.S. Sokolev, N.A. Vinokurov, P.V. Vorobyov

BUDKERINP 93-73

NOVOSIBIRSK

1993

Experiments with Undulator Radiation of a Single Electron

I.V. Pinayev, V.M. Popik, T.V. Shaftan,
A.S. Sokolov, N.A. Vinokurov, P.V. Vorobyov

Budker Institute of Nuclear Physics
11 Lavrentyev Ave., Novosibirsk, 630090, Russia
Tel: 7-(3832)-359012 Fax: 7-(3832)-352163
E-mail: pinayev@inp.nsk.su

Abstract

A single electron circulating in a storage ring is a very peculiar object. Permanent emission of synchrotron radiation offers the possibility to observe the electron but also causes the "natural bunch length". In the quasiclassical treatment electron position uncertainties arise from the averaging of the energy and position of the point-like electron over many turns in the storage ring. Nevertheless a question about the electron localization remains open. The radiation from a long undulator permits to obtain "snapshots" of the electron longitudinal distribution. The experiments with a single electron on VEPP-3 optical klystron are discussed.

The well-known phenomenon of the "natural" energy spread and bunch length (and the corresponding horizontal emittance) in electron storage rings [1,2] were fully investigated both theoretically and experimentally many years ago. According to the quasiclassical theory by Sands, Kolomensky and Lebedev [3,4] the interaction of an electron with a radiation field is treated as statistically independent emission of photons. It causes small jumps of the electron energy and, consequently, the diffusion in the phase space. The natural energy spread (and the natural bunch length) is the result of the equilibrium of this diffusion and the radiation damping of synchrotron oscillations. From the point of view of the quantum theory,

we have to consider the electron using appropriate density operator which leads us to a question about the particular amplitude and phase of the synchrotron oscillations of electron (i.e. the energy and the longitudinal coordinate inside the bunch). It should be noted that system is stationary and does not interact with any "thermostat", except an infinite set of field oscillators with zero energy, so it is "simple" and regular.

We have investigated the electron radiation with a view to obtain information about its state. We have taken advantage of two distinguished features of the VEPP-3 storage ring - its large bunch length and long undulator. The main parameters of the VEPP-3 storage ring are listed in Table 1. The undulator with 66 periods is installed at the straight line section [5].

	Table 1
Perimeter	74,7 m
RF harmonic number	2
Energy	350 MeV
Relative natural energy spread, $\frac{\sigma_E}{E}$	$3 \cdot 10^{-4}$
Bunchlength σ_s @ $U_{RF} = 1.1$ kV	0,9 m

Layout of the experiment similar to the Brown-Twiss interferometer is shown on Figure 1. Light emitted by the electron in the undulator passes through the optical spatial

filter and the beamsplitter to two photomultipliers. Photocount pulses from each photomultiplier arrive at the amplitude discriminator-shapers (see Fig. 2). Pulses from one of the photomultipliers give "start" to the circuit for the interval measurements and pulses from another - "stop". The coincidence circuit permits to registrate pulses which have the time interval between them less than 14 ns (the revolution period is 250 ns). The time dependence of the count rate of one photomultiplier is shown on Figure 3. One step (about 2 kHz) corresponds to the loss of one electron. The results of the Brown-Twiss experiment for the various number of circulating electrons are shown on Figure 4. We switch on the RF system on the 18th harmonics of the revolution frequency and decrease the bunchlength σ_s to less than 5 cm to check the resolution of the system. The time distribution of the interval between the photocounts shown on Figure 5 demonstrates a 1.1 ns time resolution (standard deviation).

According to the well-known results of quantum optics [6], the probability of the photocount from the first photomultiplier during the time interval from t_1 until t_1+dt_1 and photocount from the second one from t_2 until t_2+dt_2 is proportional to the second order correlation function of the incident light:

$$w(t_1, t_2) dt_1 dt_2 \propto G^{(2)}(\vec{r}_1, t_1; \vec{r}_1, t_2; \vec{r}_2, t_2; \vec{r}_2, t_1) dt_1 dt_2, \quad (1)$$

where

$$G^{(2)}(\vec{r}_1, t_1; \vec{r}_2, t_2; \vec{r}_3, t_3; \vec{r}_4, t_4) = \\ = \text{Sp}[\rho E^-(\vec{r}_1, t_1) E^-(\vec{r}_2, t_2) E^+(\vec{r}_3, t_3) E^+(\vec{r}_4, t_4)]$$

and E^-, E^+ are the field operators, ρ is the density matrix.

The probability of registration of two photocounts separated by the interval τ during the revolution period T is equal to

$$W(\tau) = \int_{-T/2}^{T/2} w(t_1, t_1 + \tau) dt_1. \quad (2)$$

In our case the bunch length is much less than the perimeter and so we may choose the integration limits in the region where $w=0$. In the classical limit, for the radiation of N uncorrelated electrons

$$w(t_1, t_2) \sim N \left[\delta(t_1 - t_2) f(t_2) + (N-1) f(t_1) f(t_2) \right], \quad (3)$$

$$-c^2 t^2 / 2\sigma^2$$

$f(t) = \frac{c}{\sqrt{2\pi} \sigma_s} e^{-c^2 t^2 / 2\sigma_s^2}$ is the longitudinal distribution of

electrons) and

$$W(\tau) \sim N \left[\delta(\tau) + (N-1) \frac{c}{\sqrt{2\pi} \sigma_s} e^{-c^2 \tau^2 / 2\sigma_s^2} \right]. \quad (4)$$

If approximate the resolution curve of our measurement system (Figure 5) by the gaussian with standard deviation σ_r , we can derive the theoretical dependence, corresponding to the results, shown on Figure 4:

$$\frac{c}{\sqrt{2\pi}\sigma_r} e^{-\tau^2/2\sigma_r^2} + (N-1) \frac{c}{2\sqrt{\pi(\sigma_s^2 + c^2\sigma_r^2)}} e^{-\tau^2 c^2/4(\sigma_s^2 + c^2\sigma_r^2)} \quad (5)$$

Thus we can see a fairly good agreement of the results with the model of quasiclassical pointlike electrons.

We have also performed another experiment measuring the longtime correlation in the light intensity. We used one photomultiplier and put its signal to an RF spectrum analyzer whose resolution is 3 Hz. Investigating the spectrum near the harmonics of the revolution frequency we have detected the sidebands corresponding to the synchrotron oscillations of a single electron (Figure 6). Their width was in agreement with the damping time of synchrotron oscillations.

The results of our experiments have showed that the electron behaves like the classical oscillator excited by quantum noise and probably is an interesting example of the appearance of the stochastic process in a regular quantum dynamical system.

REFERENCES

- [1] A.A. Kolomensky and A.N. Lebedev, "The theory of cyclic accelerators", Moscow, 1962.
- [2] M.Sands, in: XLVI Corso, Enrico Fermi School, New York, Academic Press, 1971, p.257.
- [3] M. Sands, Phys. Rev. 97 (1955) 470.
- [4] A.A. Kolomensky and A.N. Lebedev, Doklady of Soviet Academy of Science 106 (1956) 87, Soviet JETP 30 (1956) 207, 1161.
- [5] N.G. Gavrilov *et al.*, Nucl. Instr. and Meth. A282 (1989) p. 422.
- [6] R.J. Glauber, in: Quantum Optics and Electronics (Proceedings of Les Houches 1964 Summer School), ed. C. De Witt, New York, 1965, p. 63.

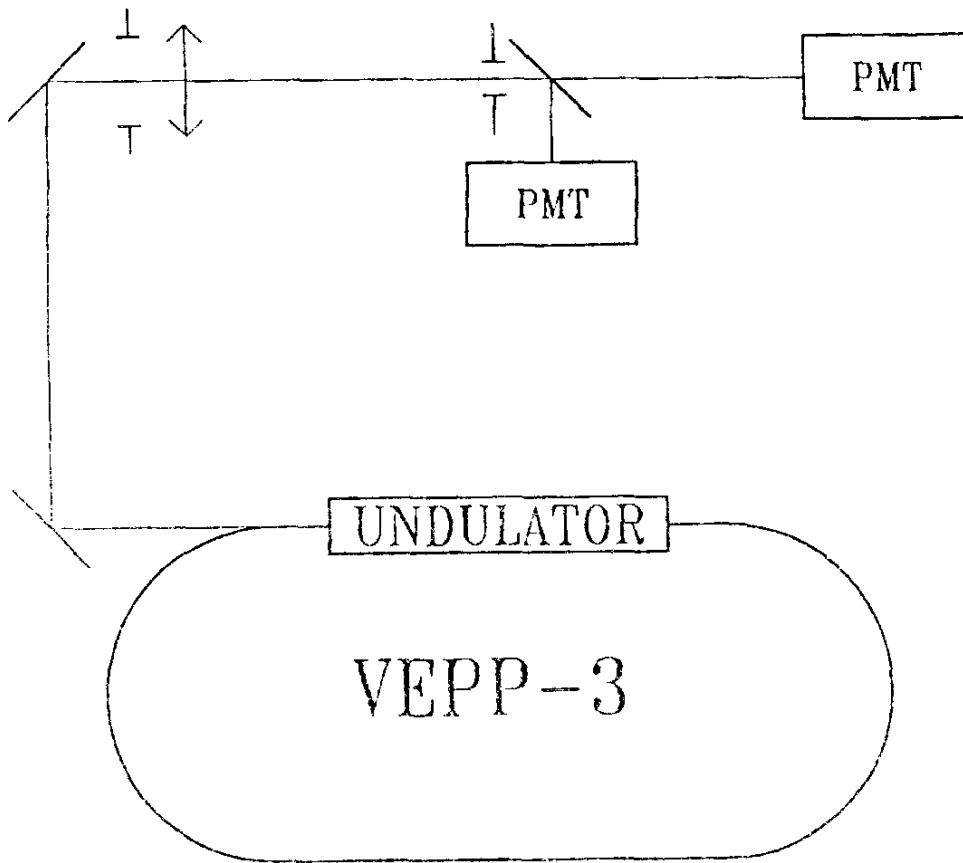


Fig. 1. Layout of the installation.

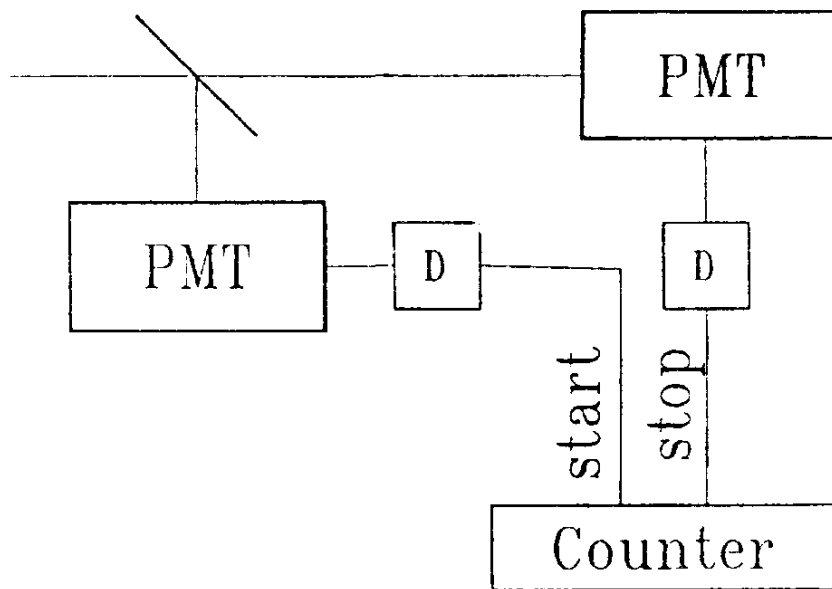


Fig. 2. Layout of the time interval measurements.

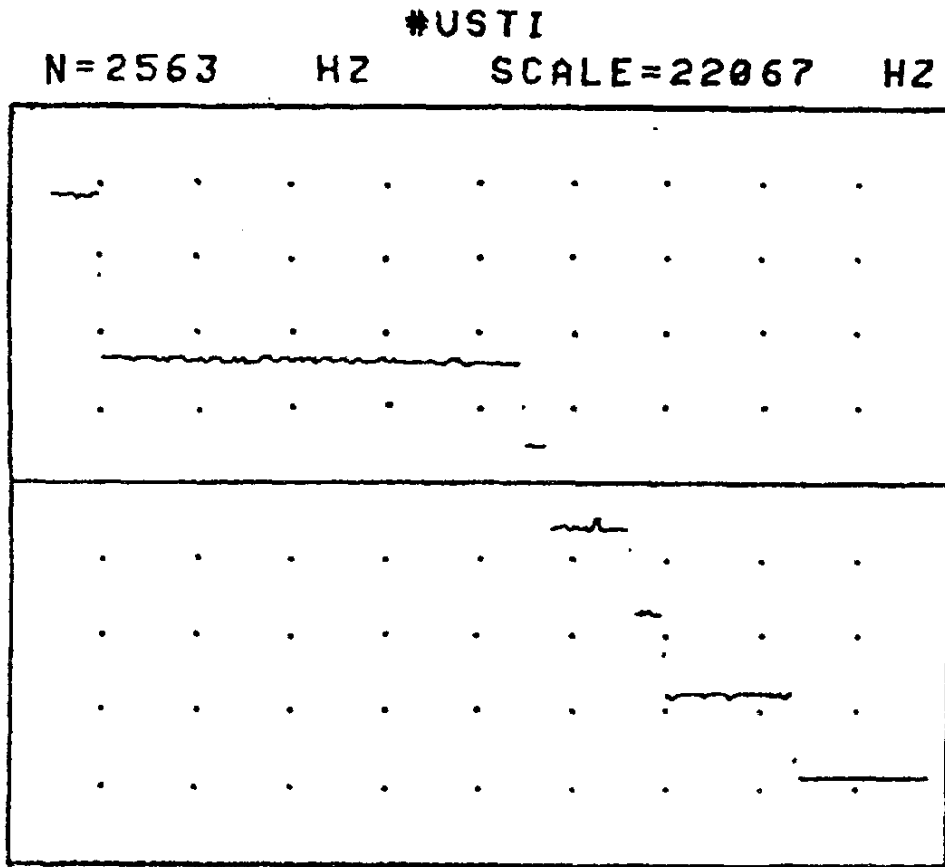


Fig. 3. The dependence of the counts rate from time. One step corresponds to the blow out of one electron. (Vertical scale is 22 kHz, horizontal scale is 2560 seconds).

#CORR
 TIME=88 S 13/59/04
 MAX=373.6964 08/06/93
 EVENTS=4794.267 $\sigma=1.11$ NS

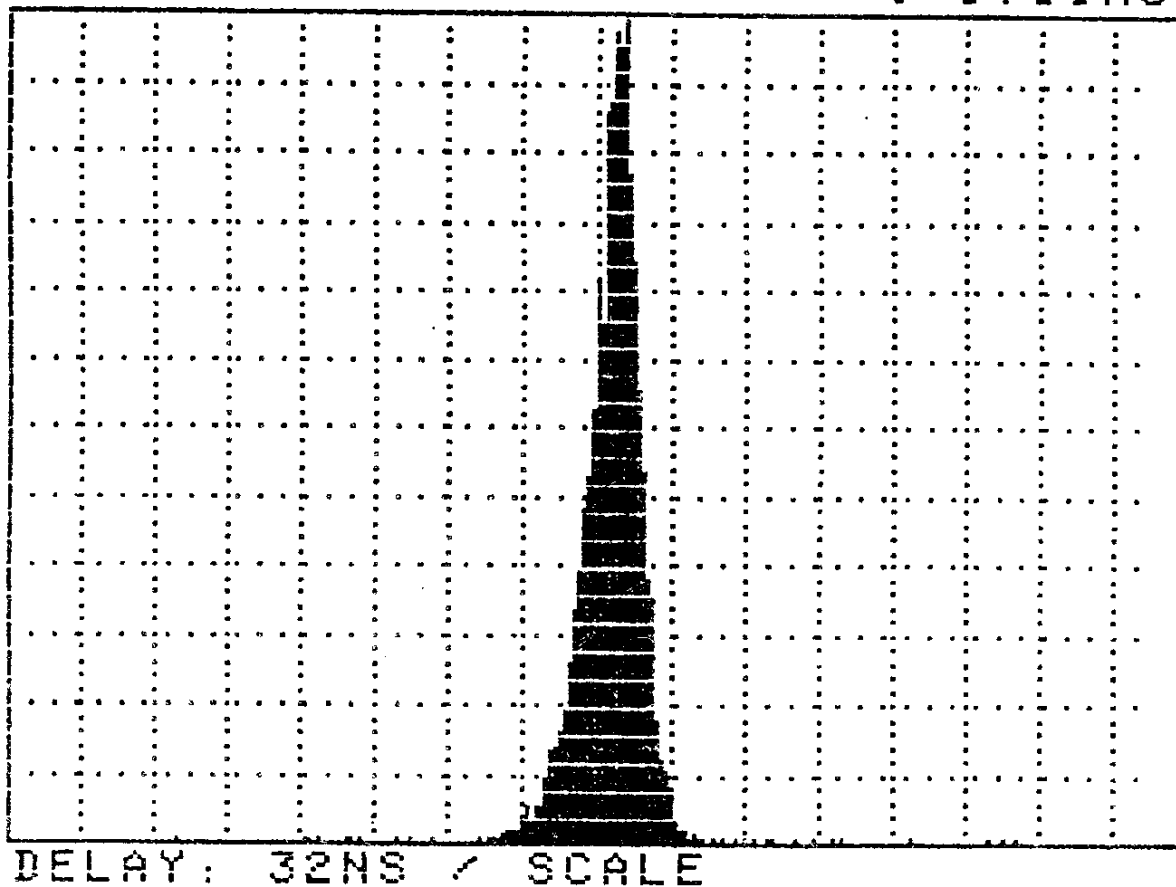


Fig.4. The dependance of the number of photocount pairs . pairs from time interval between photocounts. Number of electrons for upper left figure is approximately 20, for upper right - 4, for bottom left - 3, for bottom right - one. Horizontal scale is 2 ns/div.

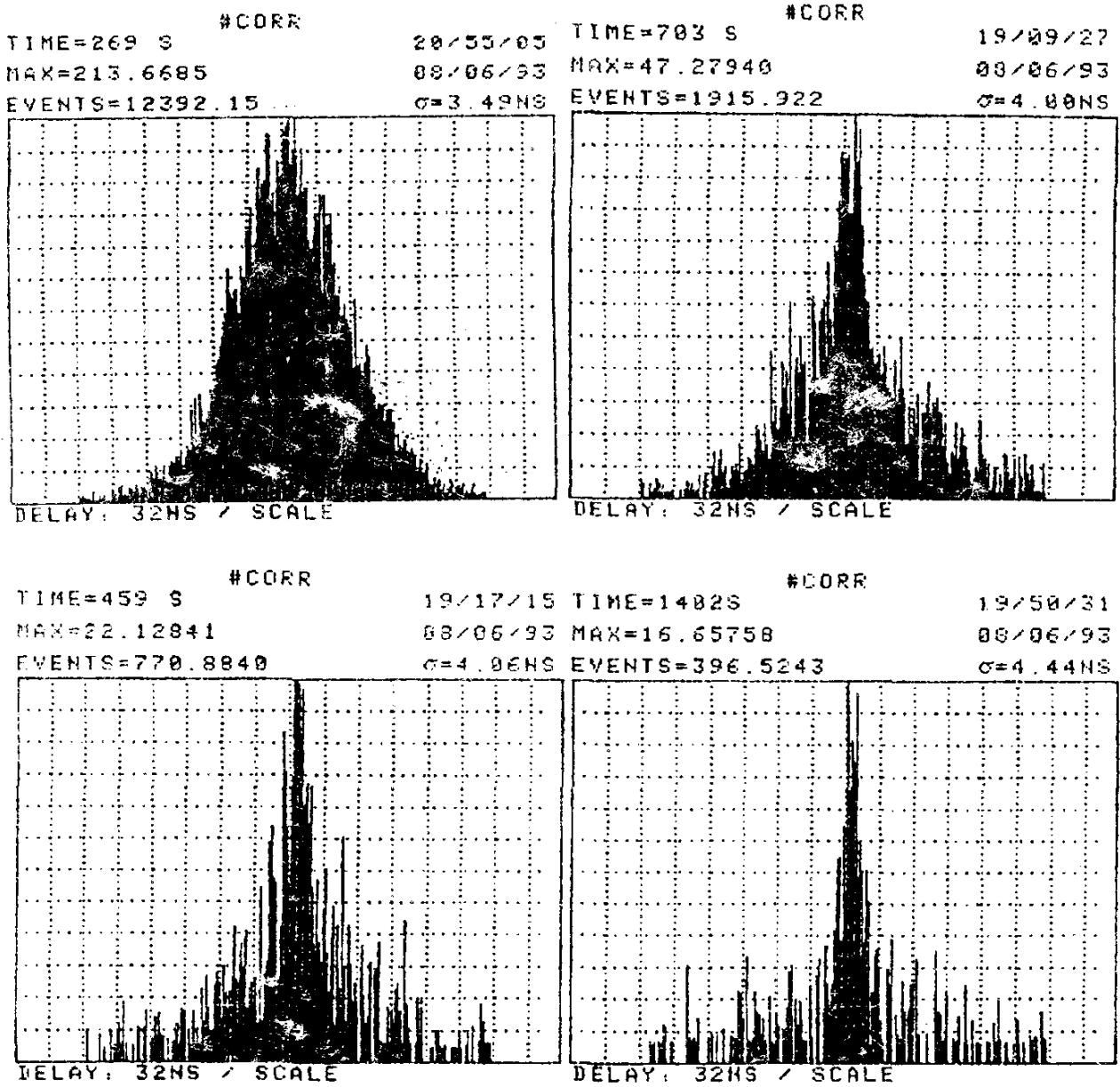


Fig. 5. The dependance of the number of photocount pairs from time interval between photocounts for the short electron bunch (150 ps).

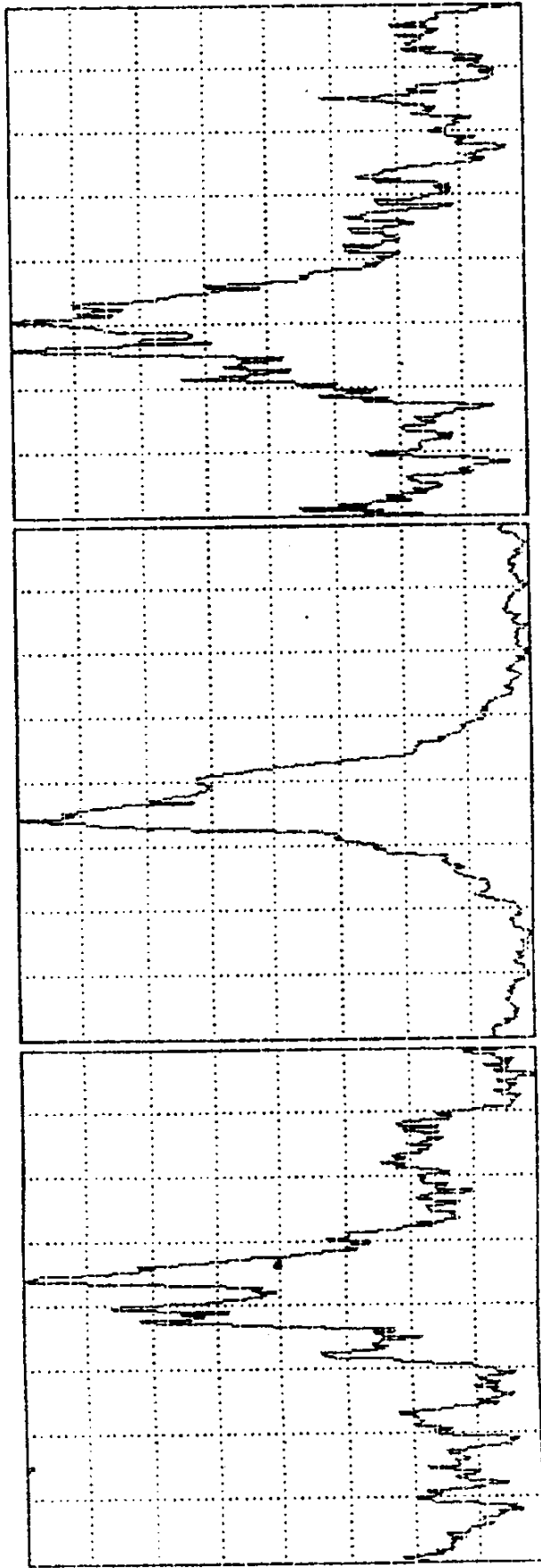


Fig. 6. The sidebands near the 17th harmonic of therevolution frequency for one electron caused by synchrotron oscillations. Left - lower sideband, center - central line, right - upper sideband. Distance between central line and sidebands is 1 kHz. Horizontal scale is 6.25 Hz/div. Amplitude of the central line corresponds approximately as 5:1 to the sidebands amplitude.

*I.V. Pinayev, V.M. Popik, T.V. Shaftan,
A.S. Sokalov, N.A. Vinokurov, P.V. Vorobyov*

**Experiments with Undulator Radiation
of a Single Electron**

*И.В. Пинаев, В.М. Попик, Т.В. Шафтан, А.С. Соколов,
Н.А. Винокуров, П.В. Воробьев*

**Эксперименты с ондуляторным излучением
от отдельного электрона**

Работа поступила 8 сентября 1993 г.

Подписано в печать 10.09.1993 г.

Формат бумаги 60×90 1/16 Объем 1,1 печ.л., 0,9 уч.-изд.л.

Тираж 200 экз. Бесплатно. Заказ № 73

Обработано на IBM PC и отпечатано на
ротационте ИЯФ им. Г.И. Будкера СО РАН,
Новосибирск, 630090, пр. академика Лаврентьева, 11.

