

Complete two-loop QCD contributions to the lightest Higgs-boson mass in the MSSM with complex parameters

Sophia Borowka^{1,a}, Sebastian Paßehr^{2,3,b}, Georg Weiglein^{3,c}

¹ Theoretical Physics Department, CERN, Geneva, Switzerland

² Laboratoire de Physique Théorique et Hautes Énergies (LPTHE), CNRS, Sorbonne Université, 4 Place Jussieu, 75252 Paris Cedex 05, France

³ Deutsches Elektronensynchrotron DESY, Notkestraße 85, 22607 Hamburg, Germany

Received: 22 March 2018 / Accepted: 8 July 2018

© The Author(s) 2018

Abstract Higher-order corrections to the MSSM Higgs-boson masses are desirable for accurate predictions currently testable at the LHC. By comparing the prediction with the measured value of the discovered Higgs signal, viable parameter regions can be inferred. For an improved theory accuracy, we compute all two-loop corrections involving the strong coupling for the Higgs-boson mass spectrum of the MSSM with complex parameters. Apart from the dependence on the strong coupling, these contributions depend on the weak coupling and Yukawa couplings, leading to terms of $\mathcal{O}(\alpha\alpha_s)$ and $\mathcal{O}(\sqrt{\alpha_{q_1}}\sqrt{\alpha_{q_2}}\alpha_s)$, ($q_{1,2} = t, b, c, s, u, d$). The full dependence on the external momentum and all relevant mass scales is taken into account. The calculation is performed in the Feynman-diagrammatic approach which is flexible in the choice of the employed renormalization scheme. For the phenomenological results presented here, a renormalization scheme consistent with higher-order corrections included in the code `FeynHiggs` is adopted. For the evaluation of the results, a total of 513 two-loop two-point integrals with up to five different mass scales are computed fully numerically using the program `SecDec`. A comparison with existing results in the limit of real parameters and/or vanishing external momentum is carried out, and the impact on the lightest Higgs-boson mass is discussed, including the dependence on complex phases. The new results will be included in the public code `FeynHiggs`.

Contents

1	Introduction
2	The Higgs sector of the MSSM with complex parameters

^a e-mail: sophia.borowka@cern.ch

^b e-mail: passehr@lpthe.jussieu.fr

^c e-mail: georg.weiglein@desy.de

2.1	Tree-level relations for masses and mixing
2.2	Masses and mixing beyond lowest order
3	Calculation of the renormalized two-loop self-energies
3.1	Two-loop counterterms
3.2	Sub-loop renormalization
3.3	Resummation of $\tan\beta$ -enhanced terms
4	Numerical evaluation of the self-energies
5	Numerical results for the Higgs mass spectrum
5.1	Comparison with earlier results
5.2	Scenario 1: m_h^{mod} -like
5.3	Scenario 2: large $\tan\beta$
5.4	Scenario 3: low M_H
6	Conclusions
	References

1 Introduction

Since the discovery of a signal in the Higgs-boson searches at the LHC [1,2] with a mass around 125 GeV, it is a prime goal to reveal the detailed nature of the new particle. While with the present experimental and theoretical uncertainties the measured properties of the detected particle are compatible with the expectations for the Higgs boson of the Standard Model (SM) [3,4], other interpretations corresponding to very different underlying physics are also in agreement with the data. A crucial question in this context is in particular whether the observed particle is part of an extended Higgs sector that would be associated with a more general theoretical framework beyond the SM.

Within the theoretically well motivated Minimal Supersymmetric extension of the SM (MSSM), the observed particle can be interpreted as a light state within a richer spectrum

of scalar particles.¹ The Higgs-boson sector of the MSSM consists of two complex scalar doublets leading to five physical Higgs bosons and three (would-be) Goldstone bosons. At the tree-level, the physical states are given by the neutral CP -even bosons h , H and the CP -odd state A , together with the charged H^\pm bosons. The Higgs sector at lowest order can be parametrized in terms of the A -boson mass m_A and the ratio of the vacuum expectation values of the scalar doublets, $\tan\beta = v_2/v_1$. The MSSM with complex parameters (cMSSM) is of particular interest since it provides new sources of CP -violation in addition to the CP -violating phase of the SM. Thereby the Higgs sector is CP -conserving at the tree level, but potentially large loop contributions involving complex parameters from other supersymmetric (SUSY) sectors can lead to an admixture of the CP -even states h , H , and the CP -odd A resulting in the mass eigenstates h_1, h_2, h_3 [6–10]. In this case m_A is no longer a useful input parameter; instead the mass of the charged Higgs boson m_{H^\pm} is used. Besides the input parameter m_A or m_{H^\pm} all other Higgs-boson masses are predicted quantities in the MSSM. The Higgs-boson masses and mixings in the neutral sector are strongly affected by loop contributions. Especially for the experimentally measured Higgs boson at about 125 GeV a sufficiently high accuracy of the theoretical computation is essential for drawing reliable conclusions on the viability of the investigated region of parameter space.

A large amount of work has been invested into calculating higher-order corrections to the mass spectrum within the MSSM with real parameters [11–67] as well as the MSSM with complex parameters [6–10, 65–76]. The largest loop contributions originate from the Yukawa sector due to the size of the top-quark Yukawa coupling h_t , where $\alpha_t = h_t^2/(4\pi)$. At the two-loop level QCD corrections enter. The dominant contribution at the two-loop level is given by the $\mathcal{O}(\alpha_t\alpha_s)$ terms which are known for the MSSM with complex parameters [12–14, 72]. Also the $\mathcal{O}(\alpha_t^2 + \alpha_t\alpha_b + \alpha_b^2)$ corrections are known for the case of complex parameters [73–75]. Restricting to the case of real parameters, the momentum-dependent $\mathcal{O}(\alpha_t\alpha_s)$ corrections [53–55] and the contributions for the case where all Yukawa couplings except the one of the top quark are neglected [54] are known. While the phases of the complex parameters affect the predictions for the Higgs-boson masses, production cross sections [77] and decays [78–80], they also induce CP -violating effects that are constrained by other experiments. These concern in particular the electric dipole moments [81–88]. For the usual convention where the phase of the mass of the

electroweakinos, ϕ_{M_2} , is set to zero without loss of generality, the phase of the parameter μ is constrained to be very close to zero or π . The other important phases of the gluino mass, ϕ_{M_3} , and the trilinear soft-breaking parameters of the stops, ϕ_{A_t} , and sbottoms, ϕ_{A_b} , are much less constrained. In particular, the bounds on the phases of the trilinear soft-breaking parameters are significantly weaker for the third generation than for the second and first generation.

In this article the full two-loop QCD corrections to the Higgs-boson masses are presented for the general case of the MSSM with complex parameters. They contain all previously computed results for the MSSM with real or complex parameters. The contributions are comprised of the $\mathcal{O}(\alpha\alpha_s)$ terms, involving the electroweak gauge coupling α , and the $\mathcal{O}(\sqrt{\alpha_{q_1}}\sqrt{\alpha_{q_2}}\alpha_s)$ terms, involving the Yukawa couplings $\alpha_{q_1}, \alpha_{q_2}$, where $q_{1,2} = t, b, c, s, u, d$. Terms with mixed up- and down-type Yukawa couplings only appear in conjunction with m_{H^\pm} as input parameter. Mixed contributions of $\mathcal{O}(\sqrt{\alpha}\sqrt{\alpha_{q_1}}\alpha_s)$ involving one gauge coupling and one Yukawa coupling do not appear in the final result. The results obtained here for the MSSM can furthermore be used as an approximation for higher-order contributions within the NMSSM, as discussed in Refs. [89–91]. The computation carried out below makes use of previously developed tools [53, 92, 93]. The momentum-dependent two-loop integrals appearing in the two-loop QCD corrections are evaluated with an adapted version of `SecDec 2` [94–96]. For the numerical analysis the new contributions are combined with the full one-loop result [10] and the leading $\mathcal{O}(\alpha_t^2)$ terms [73, 74] in the Feynman-diagrammatic approach for complex parameters, available through the public program `FeynHiggs` [10–12, 78, 97]. In deriving the new contributions the renormalization scheme of Ref. [10] at the one-loop level has been adopted and applied to the case of the $\mathcal{O}(\alpha\alpha_s)$ contributions. This ensures that the obtained analytical results for the renormalized two-loop self-energies can consistently be incorporated into `FeynHiggs`. In the results presented in this paper no resummation of higher-order logarithmic contributions as obtained in Refs. [56–62] has been included. The combination of resummed higher-order logarithmic contributions with the results obtained in the present paper will be addressed in future work. In the numerical analysis below, we show results for the masses of the three neutral Higgs bosons of the MSSM with complex parameters and their phase dependence, with a particular focus on those results which are phenomenologically most relevant.

The paper is organized as follows: Sect. 2 provides the theoretical framework for the calculation and renormalization of the Feynman diagrams that is used to arrive at expressions for the dressed propagators of the Higgs sector up to the two-loop level. The calculation of the unrenormalized self-

¹ Within the MSSM it is usually assumed that the observed particle is associated with the lightest neutral Higgs boson of the model; see Ref. [5] for a recent update on the viability of the interpretation in terms of the next-to-lightest neutral Higgs boson of the MSSM.

energies and the construction of the two-loop counterterms are described in Sect. 3. Details on the numerical evaluation of the momentum-dependent two-loop integrals are given in Sect. 4, whereas the impact of the new contributions on the Higgs-boson masses is discussed in Sect. 5. The conclusions are given in Sect. 6.

2 The Higgs sector of the MSSM with complex parameters

2.1 Tree-level relations for masses and mixing

The two scalar $SU(2)$ -doublets are conventionally expressed in terms of their components as follows,

$$\begin{aligned} \mathcal{H}_1 &= \begin{pmatrix} v_1 + \frac{1}{\sqrt{2}}(\phi_1 - i\chi_1) \\ -\phi_1^- \end{pmatrix}, \\ \mathcal{H}_2 &= e^{i\xi} \begin{pmatrix} \phi_2^+ \\ v_2 + \frac{1}{\sqrt{2}}(\phi_2 + i\chi_2) \end{pmatrix}, \end{aligned} \tag{2.1}$$

with the relative phase ξ . The Higgs potential can be written as a polynomial in the field components,

$$\begin{aligned} V_H &= -T_{\phi_1}\phi_1 - T_{\phi_2}\phi_2 - T_{\chi_1}\chi_1 - T_{\chi_2}\chi_2 \\ &+ \frac{1}{2}(\phi_1, \phi_2, \chi_1, \chi_2) \begin{pmatrix} \mathbf{M}_\phi & \mathbf{M}_{\phi\chi} \\ \mathbf{M}_{\phi\chi}^\dagger & \mathbf{M}_\chi \end{pmatrix} (\phi_1, \phi_2, \chi_1, \chi_2)^T \\ &+ (\phi_1^-, \phi_2^-) \mathbf{M}_{\phi^\pm} \begin{pmatrix} \phi_1^+ \\ \phi_2^+ \end{pmatrix} + \dots, \end{aligned} \tag{2.2}$$

where terms of third and fourth power in the fields have been omitted, and the relations $\phi_1^- = (\phi_1^+)^\dagger$ and $\phi_2^- = (\phi_2^+)^\dagger$ have been used. Explicit expressions for the tadpole coefficients T and for the mass matrices \mathbf{M} can be found in Ref. [10]. They are parametrized by the phase ξ , the real SUSY-breaking quantities $m_{1,2}^2 = \tilde{m}_{1,2}^2 + |\mu|^2$, and the complex SUSY-breaking quantity m_{12}^2 . With the help of a Peccei–Quinn transformation [98] the parameter m_{12}^2 can be redefined such that its phase vanishes [99], leaving only the phase ξ as a potential source of CP -violation at tree level. The requirement of minimizing V_H at the vacuum expectation values v_1 and v_2 is equivalent to the requirement of vanishing tadpoles of the physical fields, which in turn implies the condition $\xi = 0$ at tree level. As a consequence, the Higgs sector of the MSSM is CP -conserving at lowest order. This implies in Eq. (2.2) that $\mathbf{M}_{\phi\chi}$ is equal to zero, and $\phi_{1,2}$ do not mix with $\chi_{1,2}$ at tree-level.

The remaining (2×2) -matrices \mathbf{M}_ϕ , \mathbf{M}_χ , \mathbf{M}_{ϕ^\pm} can be transformed into the mass eigenstate basis with the help of orthogonal matrices $D(x)$, using the abbreviations $s_x \equiv \sin x$, $c_x \equiv \cos x$,

$$\begin{aligned} D(x) &= \begin{pmatrix} -s_x & c_x \\ c_x & s_x \end{pmatrix}, & \begin{pmatrix} h \\ H \end{pmatrix} &= D(\alpha) \begin{pmatrix} \phi_1 \\ \phi_2 \end{pmatrix}, \\ \begin{pmatrix} A \\ G \end{pmatrix} &= D(\beta_n) \begin{pmatrix} \chi_1 \\ \chi_2 \end{pmatrix}, & \begin{pmatrix} H^\pm \\ G^\pm \end{pmatrix} &= D(\beta_c) \begin{pmatrix} \phi_1^\pm \\ \phi_2^\pm \end{pmatrix}. \end{aligned} \tag{2.3}$$

The Higgs potential in this basis can be expressed as follows,

$$\begin{aligned} V_H &= -T_h h - T_H H - T_A A - T_G G \\ &+ \frac{1}{2}(h, H, A, G) \mathbf{M}_{hHAG} (h, H, A, G)^T \\ &+ (H^-, G^-) \mathbf{M}_{H^\pm G^\pm} \begin{pmatrix} H^+ \\ G^+ \end{pmatrix} + \dots \end{aligned} \tag{2.4}$$

with the tadpole coefficients $T_{h,H,A,G}$ and the mass matrices

$$\begin{aligned} \mathbf{M}_{hHAG} &= \begin{pmatrix} m_h^2 & m_{hH}^2 & m_{hA}^2 & m_{hG}^2 \\ m_{hH}^2 & m_H^2 & m_{HA}^2 & m_{HG}^2 \\ m_{hA}^2 & m_{HA}^2 & m_A^2 & m_{AG}^2 \\ m_{hG}^2 & m_{HG}^2 & m_{AG}^2 & m_G^2 \end{pmatrix}, \\ \mathbf{M}_{H^\pm G^\pm} &= \begin{pmatrix} m_{H^\pm}^2 & m_{H^-G^+}^2 \\ m_{G^-H^+}^2 & m_{G^\pm}^2 \end{pmatrix}; \end{aligned} \tag{2.5}$$

explicit expressions for the entries are given in Ref. [10]. The tadpole terms in Eq. (2.4) are zero at the tree level, but they enter the predictions for the Higgs-boson masses at higher orders. As mentioned above, the ellipses denote terms of higher power in the fields which are not relevant in our calculation.

After applying the minimization conditions to Eq. (2.5), the mass matrices can be brought into canonical form²

$$\begin{aligned} \mathbf{M}_{hHAG}^{(0)} &= \text{diag}(m_h^2, m_H^2, m_A^2, m_G^2), \\ \mathbf{M}_{H^\pm G^\pm}^{(0)} &= \text{diag}(m_{H^\pm}^2, m_{G^\pm}^2), \end{aligned} \tag{2.6}$$

for $\beta = \beta_n = \beta_c$, with $\beta \in [0, \pi/2)$ given in terms of the vacuum expectation values,

$$\tan \beta \equiv t_\beta = \frac{v_2}{v_1}, \tag{2.7}$$

and for the second mixing angle $\alpha \in [-\pi/2, 0)$ determined by

$$\tan(2\alpha) = \frac{m_A^2 + m_Z^2}{m_A^2 - m_Z^2} \tan(2\beta). \tag{2.8}$$

² We use a lower-case m for the Higgs-boson masses at the tree level.

The Goldstone bosons are massless,³ $m_{G^\pm} = m_G = 0$. The masses m_{H^\pm}, m_A, m_h, m_H fulfil the relations

$$m_{H^\pm}^2 = m_A^2 + M_W^2, \tag{2.9a}$$

$$m_{h,H}^2 = \frac{1}{2} \left(m_A^2 + M_Z^2 \mp \sqrt{(m_A^2 + M_Z^2)^2 - 4m_A^2 M_Z^2 c_{2\beta}^2} \right), \tag{2.9b}$$

including the vector-boson masses M_W and M_Z . Given the relation in Eq. (2.9a), both m_A and m_{H^\pm} can be chosen as input parameter.

At lowest order, the irreducible two-point vertex functions of the neutral Higgs sector

$$\Gamma_{hHAG}^{(0)}(p^2) = i \left[p^2 \mathbf{1} - \mathbf{M}_{hHAG}^{(0)} \right] \tag{2.10}$$

are diagonal, and the entries of the mass matrices in Eq. (2.6) provide the poles of the diagonal lowest-order propagators

$$\Delta_{hHAG}^{(0)}(p^2) = - \left[\Gamma_{hHAG}^{(0)}(p^2) \right]^{-1}. \tag{2.11}$$

2.2 Masses and mixing beyond lowest order

Going beyond leading order, the irreducible two-point functions are dressed by adding the matrix $\hat{\Sigma}_{hHAG}$ of the renormalized diagonal and non-diagonal self-energies for the h, H, A, G fields up to the considered order,

$$\begin{aligned} p^2 \mathbf{1} - \mathbf{M}_{hHAG}^{(0)} &\rightarrow p^2 \mathbf{1} - \mathbf{M}_{hHAG}^{(0)} + \hat{\Sigma}_{hHAG}(p^2) \\ &\equiv p^2 \mathbf{1} - \mathbf{M}_{hHAG}(p^2), \end{aligned} \tag{2.12}$$

yielding the full renormalized two-point vertex function

$$\hat{\Gamma}_{hHAG}(p^2) = i \left[p^2 \mathbf{1} - \mathbf{M}_{hHAG} \right]. \tag{2.13}$$

The latter generally contains a mixing of all fields with equal quantum numbers. The dressed propagators are obtained by inverting the matrix $\hat{\Gamma}_{hHAG}(p^2)$.

Truncating the perturbative expansion at the two-loop level, the momentum-dependent corrections to the neutral Higgs-boson mass matrices in Eq. (2.12) are given by

$$\mathbf{M}_{hHAG}^{(2)}(p^2) = \mathbf{M}_{hHAG}^{(0)} - \hat{\Sigma}_{hHAG}^{(1)}(p^2) - \hat{\Sigma}_{hHAG}^{(2)}(p^2). \tag{2.14}$$

For the MSSM with complex parameters, the one-loop self-energies are completely known [10], and the leading two-loop $\mathcal{O}(\alpha_t \alpha_s)$ and $\mathcal{O}(\alpha_t^2 + \alpha_t \alpha_b + \alpha_b^2)$ contributions

³ The Goldstone bosons can acquire a non-zero mass value by gauge fixing.

have been obtained in the approximation of zero external momentum [72–75]. In the case of the MSSM with real parameters also the momentum-dependent corrections of $\mathcal{O}(\alpha_t \alpha_s)$ are known [53–55]. The remaining QCD contributions at the two-loop level are completed within this paper. These contributions comprise terms of the $\mathcal{O}(\alpha_x \alpha_s)$, where α_x is either the gauge coupling α or the Yukawa coupling α_q with $q = \{u, d, s, c, b, t\}$. We neglect CKM mixing for those contributions.

In order to obtain the physical Higgs-boson masses from the dressed propagators at the considered order, it is sufficient to explicitly derive the entries of the (3×3) -submatrix of Eq. (2.14) corresponding to the (h, H, A) -components. A mixing of the neutral Higgs bosons with the Goldstone boson, as well as Goldstone-Z mixing, yields subleading two-loop contributions to the Higgs-boson masses that are not of $\mathcal{O}(\alpha_x \alpha_s)$.

The masses of the three neutral Higgs bosons are obtained from the real parts of the complex poles of the (h, H, A) -propagator matrix. They are obtained as the zeroes of the determinant of the renormalized two-loop two-point vertex function,⁴

$$\begin{aligned} \det \hat{\Gamma}_{hHA}^{(2)}(p^2) \Big|_{p^2 = M_j^2 - i M_j \Gamma_j} &= 0, \\ \hat{\Gamma}_{hHA}^{(2)}(p^2) &= i \left[p^2 \mathbf{1} - \mathbf{M}_{hHA}^{(2)}(p^2) \right], \quad j \in \{h, H, A\}, \end{aligned} \tag{2.15}$$

with $\mathbf{M}_{hHA}^{(2)}$ being the corresponding (3×3) -submatrix of Eq. (2.14). The impact of the self-energies on the mixing and couplings of the various Higgs bosons to other (MS)SM particles can be obtained with the same formalism as described in Refs. [10, 100].

3 Calculation of the renormalized two-loop self-energies

The renormalized two-loop self-energies can be written as

$$\hat{\Sigma}_{hHA}^{(2)}(p^2) = \Sigma_{hHA}^{(2)}(p^2) - \delta^{(2)} \mathbf{M}_{hHA}^Z, \tag{3.1}$$

where $\Sigma_{hHA}^{(2)}$ denotes the unrenormalized self-energies corresponding to the sum of genuine two-loop diagrams and one-loop diagrams with counterterm insertions. The symbol $\delta^{(2)} \mathbf{M}_{hHA}^Z$ comprises all two-loop counterterms resulting from parameter and field renormalization.

The contributing types of Feynman diagrams for the calculation of the full two-loop QCD corrections entering Eq. (3.1) are depicted in Fig. 1. The diagrams of the topologies 12, 14 and 15 contribute only if all squarks have the same flavor; couplings with different flavors vanish since the color sum

⁴ We use an uppercase M for the Higgs masses at higher order.

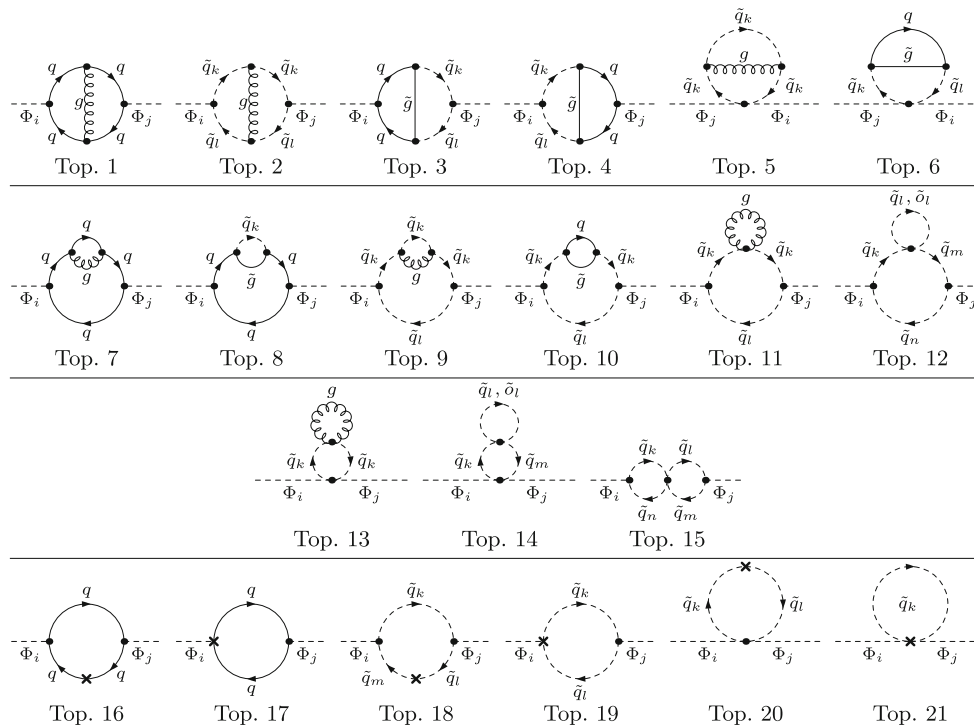


Fig. 1 Types of two-loop self-energy diagrams for the neutral Higgs bosons. One-loop counterterm insertions are denoted by a cross. $\Phi_i = h, H, A$; $\tilde{q} \neq \tilde{\delta}$. Topologies 11 and 13 contain a one-point loop with a mass-less gluon and are therefore equal to zero

is equal to zero in that case. The diagrammatic calculation has been performed with the help of FeynArts [101,102] in generating the Feynman diagrams, and TwoCalc [92] and Reduze [103] for the two-loop trace evaluation and tensor reduction. The one-loop renormalization constants have been computed with the help of FormCalc [104].

3.1 Two-loop counterterms

In order to obtain the renormalized self-energies in Eq. (3.1), counterterms have to be introduced up to second order in the loop expansion, for the tadpoles

$$T_i \rightarrow T_i + \delta^{(1)}T_i + \delta^{(2)}T_i, \quad i = h, H, A, \quad (3.2)$$

and for the mass matrices of Eq. (2.4)

$$\mathbf{M}_{hHA} \rightarrow \mathbf{M}_{hHA}^{(0)} + \delta^{(1)}\mathbf{M}_{hHA} + \delta^{(2)}\mathbf{M}_{hHA}, \quad (3.3a)$$

$$\delta^{(k)}\mathbf{M}_{hHA} = \begin{pmatrix} \delta^{(k)}m_h^2 & \delta^{(k)}m_{hH}^2 & \delta^{(k)}m_{hA}^2 \\ \delta^{(k)}m_{Hh}^2 & \delta^{(k)}m_H^2 & \delta^{(k)}m_{HA}^2 \\ \delta^{(k)}m_{Ah}^2 & \delta^{(k)}m_{AH}^2 & \delta^{(k)}m_A^2 \end{pmatrix}, \quad (3.3b)$$

$$m_{H^\pm}^2 \rightarrow m_{H^\pm}^2 + \delta^{(1)}m_{H^\pm}^2 + \delta^{(2)}m_{H^\pm}^2. \quad (3.3c)$$

The two-loop counterterms of $\mathcal{O}(\alpha_s)$ have the same structure as the corresponding one-loop counterterms. They are listed here for completeness and to fix our notation.

In order to ensure the correct form of the counterterms for the mass matrices, the rotation angles β_n and β_c from Eq. (2.3) have to be distinguished from β in Eq. (2.7). Whereas no renormalization is needed for α , β_n and β_c , a counterterm associated with β of the form $\beta \rightarrow \beta + \delta\beta$ is required, in accordance with the renormalization of $\tan \beta$,

$$t_\beta \rightarrow t_\beta + \delta^{(1)}t_\beta + \delta^{(2)}t_\beta. \quad (3.4)$$

In the resulting expressions for the counterterm matrices, the identification $\beta_c = \beta_n = \beta$ can be made, see Ref. [10] for details of the analogous treatment at the one-loop order (note that a different convention for the counterterm of t_β is used in Ref. [10]). A complete list of the two-loop counterterms is given in the Appendix of Ref. [74].

In addition to the parameter renormalization described previously, the field-renormalization constants $\delta^{(1)}Z_{\mathcal{H}_i}$ and $\delta^{(2)}Z_{\mathcal{H}_i}$ are introduced at the one-loop and two-loop order (restricting the latter to the contributions of $\mathcal{O}(\alpha_s)$) for each of the scalar doublets of Eq. (2.1) through the transformation

$$\mathcal{H}_i \rightarrow \sqrt{Z_{\mathcal{H}_i}}\mathcal{H}_i = \left[1 + \frac{1}{2}\delta^{(1)}Z_{\mathcal{H}_i} + \frac{1}{2}\delta^{(2)}Z_{\mathcal{H}_i} \right] \mathcal{H}_i. \quad (3.5)$$

The field-renormalization constants in the mass-eigenstate basis of Eq. (2.3) are obtained via

$$\begin{aligned} \begin{pmatrix} h \\ H \end{pmatrix} &\rightarrow D(\alpha) \begin{pmatrix} \sqrt{Z_{\mathcal{H}_1}} & 0 \\ 0 & \sqrt{Z_{\mathcal{H}_2}} \end{pmatrix} D(\alpha)^{-1} \begin{pmatrix} h \\ H \end{pmatrix} \\ &\equiv \mathbf{Z}_{hH} \begin{pmatrix} h \\ H \end{pmatrix}, \end{aligned} \tag{3.6a}$$

$$\begin{aligned} \begin{pmatrix} A \\ G \end{pmatrix} &\rightarrow D(\beta_n) \begin{pmatrix} \sqrt{Z_{\mathcal{H}_1}} & 0 \\ 0 & \sqrt{Z_{\mathcal{H}_2}} \end{pmatrix} D(\beta_n)^{-1} \begin{pmatrix} A \\ G \end{pmatrix} \\ &\equiv \begin{pmatrix} Z_{AA} & Z_{AG} \\ Z_{GA} & Z_{GG} \end{pmatrix} \begin{pmatrix} A \\ G \end{pmatrix} \equiv \mathbf{Z}_{AG} \begin{pmatrix} A \\ G \end{pmatrix}, \end{aligned} \tag{3.6b}$$

$$\begin{aligned} \begin{pmatrix} H^\pm \\ G^\pm \end{pmatrix} &\rightarrow D(\beta_c) \begin{pmatrix} \sqrt{Z_{\mathcal{H}_1}} & 0 \\ 0 & \sqrt{Z_{\mathcal{H}_2}} \end{pmatrix} D(\beta_c)^{-1} \begin{pmatrix} H^\pm \\ G^\pm \end{pmatrix} \\ &\equiv \mathbf{Z}_{H^\pm G^\pm} \begin{pmatrix} H^\pm \\ G^\pm \end{pmatrix}. \end{aligned} \tag{3.6c}$$

The matrices \mathbf{Z}_{ij} can be expanded as

$$\mathbf{Z}_{ij} = \mathbf{1} + \delta^{(1)}\mathbf{Z}_{ij} + \delta^{(2)}\mathbf{Z}_{ij}. \tag{3.7}$$

The required one-loop expressions for the entries in the $\delta^{(1)}\mathbf{Z}_{ij}$ -matrices are given in Ref. [10]; the corresponding set of two-loop expressions is given in Ref. [74].

The genuine two-loop counterterms $\delta^{(2)}\mathbf{M}_{hHA}^{\mathbf{Z}}$ of Eq. (3.1) can now be summarized as

$$\begin{aligned} \delta^{(2)}\mathbf{M}_{hHA}^{\mathbf{Z}} &= \delta^{(2)}\mathbf{M}_{hHA} + \begin{pmatrix} \delta^{(2)}\mathbf{Z}_{hH}^T & \mathbf{0} \\ \mathbf{0} & \delta^{(2)}Z_{AA} \end{pmatrix} \\ &\times \left(\mathbf{M}_{hHA}^{(0)} - p^2\mathbf{1} \right) \\ &+ \left(\mathbf{M}_{hHA}^{(0)} - p^2\mathbf{1} \right) \begin{pmatrix} \delta^{(2)}\mathbf{Z}_{hH} & \mathbf{0} \\ \mathbf{0} & \delta^{(2)}Z_{AA} \end{pmatrix}, \end{aligned} \tag{3.8}$$

where the required two-loop mass counterterms read

$$\begin{aligned} \delta^{(2)}m_h^2 &= c_{\alpha-\beta}^2 \delta^{(2)}m_A^2 + s_{\alpha+\beta}^2 \delta^{(2)}m_Z^2 \\ &+ c_\beta^2 \delta^{(2)}t_\beta (s_{2(\alpha-\beta)} m_A^2 + s_{2(\alpha+\beta)} m_Z^2) + \frac{e s_{\alpha-\beta}}{2 M_W s_w} \\ &\times \left[\left(1 + c_{\alpha-\beta}^2 \right) \delta^{(2)}T_h + s_{\alpha-\beta} c_{\alpha-\beta} \delta^{(2)}T_H \right], \end{aligned} \tag{3.9a}$$

$$\begin{aligned} \delta^{(2)}m_H^2 &= s_{\alpha-\beta}^2 \delta^{(2)}m_A^2 + c_{\alpha+\beta}^2 \delta^{(2)}m_Z^2 \\ &- c_\beta^2 \delta^{(2)}t_\beta (s_{2(\alpha-\beta)} m_A^2 + s_{2(\alpha+\beta)} m_Z^2) - \frac{e c_{\alpha-\beta}}{2 M_W s_w} \\ &\times \left[\left(1 + s_{\alpha-\beta}^2 \right) \delta^{(2)}T_H + c_{\alpha-\beta} s_{\alpha-\beta} \delta^{(2)}T_h \right], \end{aligned} \tag{3.9b}$$

$$\delta^{(2)}m_A^2 = \delta^{(2)}m_{H^\pm}^2 - \delta^{(2)}m_W^2, \tag{3.9c}$$

$$\begin{aligned} \delta^{(2)}m_{hH}^2 &= \frac{1}{2} \left(s_{2(\alpha-\beta)} \delta^{(2)}m_A^2 - s_{2(\alpha+\beta)} \delta^{(2)}m_Z^2 \right) \\ &- c_\beta^2 \delta^{(2)}t_\beta (c_{2(\alpha-\beta)} m_A^2 + c_{2(\alpha+\beta)} m_Z^2) \\ &+ \frac{e}{2 M_W s_w} \left[s_{\alpha-\beta}^3 \delta^{(2)}T_H - c_{\alpha-\beta}^3 \delta^{(2)}T_h \right], \end{aligned} \tag{3.9d}$$

$$\delta^{(2)}m_{hA}^2 = \frac{e}{2 M_W s_w} s_{\alpha-\beta} \delta^{(2)}T_A, \tag{3.9e}$$

$$\delta^{(2)}m_{HA}^2 = -\frac{e}{2 M_W s_w} c_{\alpha-\beta} \delta^{(2)}T_A. \tag{3.9f}$$

The entries of $\delta^{(2)}\mathbf{M}_{hHA}$ that are not listed here are determined by symmetry. When replacing $\delta^{(2)} \rightarrow \delta$ they are formally equal to the one-loop counterterms listed in Eqs. (53) of Ref. [10] (up to the different convention for the counterterm of t_β used there).

The two-loop renormalization constants of Eqs. (3.2)–(3.9) are fixed by extending the renormalization scheme of Ref. [10] from the one-loop to the two-loop order:

- The tadpole counterterms $\delta^{(2)}T_i$ are fixed by requiring that the minimum of the Higgs potential is not shifted, which means that the tadpole coefficients have to vanish at each order. At the two-loop level, the condition reads

$$T_i^{(2)} + \delta^{(2)}T_i = 0, \quad i = h, H, A, \tag{3.10}$$

where the $T_i^{(2)}$ denote the unrenormalized one-point functions at two-loop order, see Fig. 2 for the contributing two-loop diagrams. The aforementioned relation for the mixing angles $\beta_n = \beta_c = \beta$ is a consequence of the tadpole conditions $T_i = 0$ at lowest order.

- The charged Higgs-boson mass m_{H^\pm} is the only independent mass parameter of the Higgs sector and is used as an input quantity. Accordingly, the corresponding mass counterterm is fixed by an independent renormalization condition, chosen as on-shell, given by

$$\Re \left[\hat{\Sigma}_{H^\pm}^{(2)}(m_{H^\pm}^2) \right] = 0. \tag{3.11}$$

The renormalized charged-Higgs self-energy at the two-loop level can be expressed in terms of the unrenormalized charged self-energy and its respective counterterms

$$\hat{\Sigma}_{H^\pm}^{(2)}(m_{H^\pm}) = \Sigma_{H^\pm}^{(2)}(m_{H^\pm}^2) - \delta^{(2)}m_{H^\pm}^2, \tag{3.12}$$

leading to the mass counterterm

$$\delta^{(2)}m_{H^\pm}^2 = \Re \left[\Sigma_{H^\pm}^{(2)}(m_{H^\pm}^2) \right] \tag{3.13}$$

when applying the on-shell condition. The contributing Feynman diagrams are shown in Fig. 3. As we neglect flavor mixing q, o, \tilde{q} and \tilde{o} always belong to the same generation. As a consequence, the vertices with four squarks in topologies 12, 14 and 15 are only non-zero when all adjacent fields are of the same generation.

- The field-renormalization constants of the Higgs mass eigenstates in Eq. (3.6) are combinations of the basic doublet-field renormalization constants $\delta^{(2)}Z_{\mathcal{H}_1}$ and

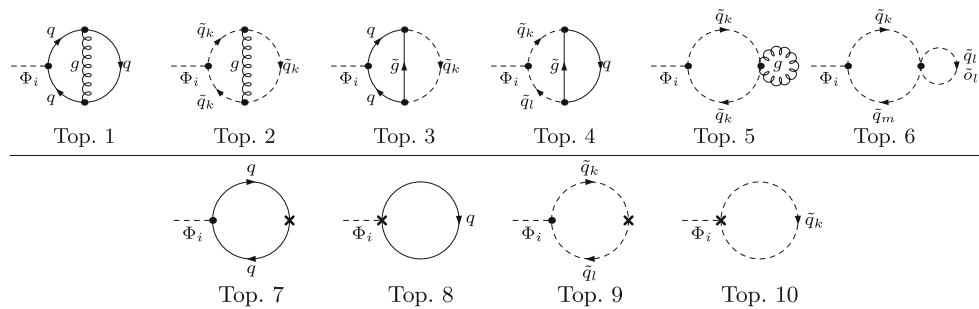


Fig. 2 Types of two-loop tadpole diagrams contributing to $T_i^{(2)}$. One-loop counterterm insertions are denoted by a cross. $\Phi_i = h, H, A$; $\tilde{q} \neq \tilde{o}$. Topology 5 contains a one-point loop with a mass-less gluon and is therefore equal to zero

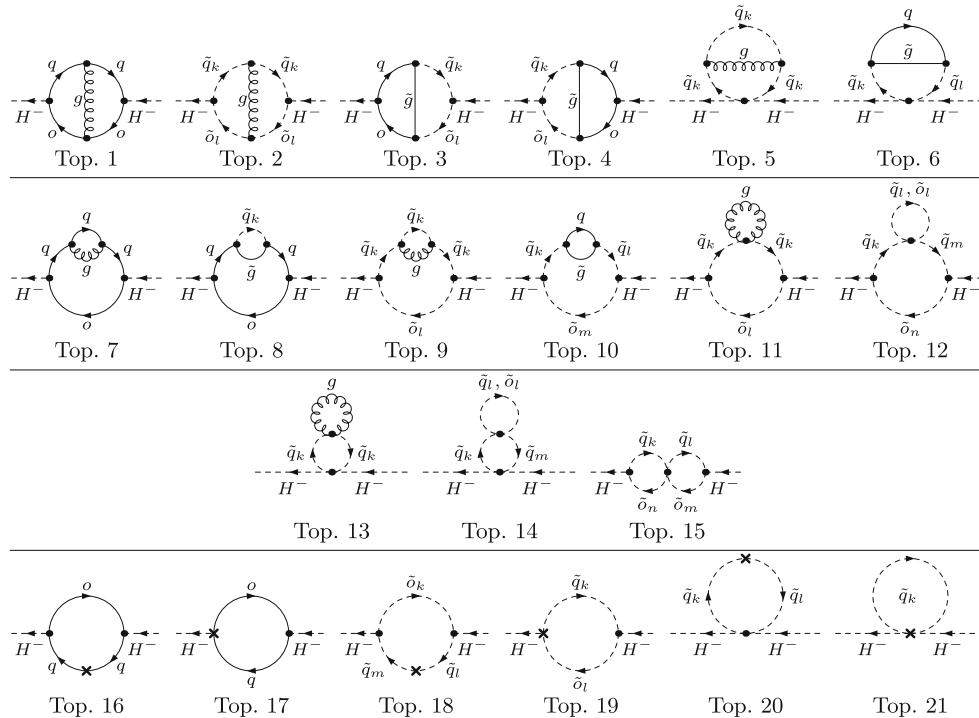


Fig. 3 Types of two-loop self-energy diagrams for the charged Higgs bosons. One-loop counterterm insertions are denoted by a cross. $q \neq o$, $\tilde{q} \neq \tilde{o}$. Topologies 11 and 13 contain a one-point loop with a mass-less gluon and are therefore equal to zero

$\delta^{(2)}Z_{\mathcal{H}_2}$, which are fixed by the UV-divergent parts of the derivatives of the corresponding self-energies,

$$\delta^{(2)}Z_{\mathcal{H}_1} = - \left[\frac{d\Sigma_{HH}^{(2)}(p^2)}{dp^2} \right]_{\alpha=0}^{\text{div}},$$

$$\delta^{(2)}Z_{\mathcal{H}_2} = - \left[\frac{d\Sigma_{hh}^{(2)}(p^2)}{dp^2} \right]_{\alpha=0}^{\text{div}}. \tag{3.14}$$

- Also t_β is renormalized by a purely UV-divergent counterterm, which was shown to be a convenient choice [105] (see also Refs. [106,107]). Alternative process-dependent definitions for the renormalization of t_β can be found in Ref. [108]. For the class of two-loop

corrections of $\mathcal{O}(\alpha\alpha_s)$ the counterterm can be written as

$$\delta^{(2)}t_\beta^2 = t_\beta^2 \left(\delta^{(2)}Z_{\mathcal{H}_2} - \delta^{(2)}Z_{\mathcal{H}_1} \right). \tag{3.15}$$

- When neglecting momentum-dependent contributions and taking the gaugeless limit, the purely UV-divergent two-loop counterterms $\delta^{(2)}Z_{\mathcal{H}_1}$, $\delta^{(2)}Z_{\mathcal{H}_2}$ and $\delta^{(2)}t_\beta$ cancel each other and are therefore not required for renormalization, compare Ref. [75]. If one of these two limitations is dropped, $\delta^{(2)}Z_{\mathcal{H}_1}$, $\delta^{(2)}Z_{\mathcal{H}_2}$ and $\delta^{(2)}t_\beta$ are necessary in order to obtain a UV-finite result. In the corrections discussed in this article these counterterms have to be taken into account as none of these approximations is used. It should also be noted that the chosen renormalization

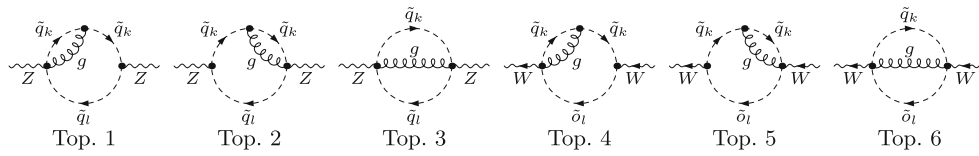


Fig. 4 Additional types of two-loop self-energy diagrams for the gauge bosons besides the ones in analogy to Figs. 1 and 3. $\tilde{q} \neq \tilde{o}$

conditions for $\delta^{(2)}Z_{\mathcal{H}_2}$ and $\delta^{(2)}t_\beta$ are not equal to pure $\overline{\text{DR}}$ conditions, since the top-mass counterterm $\delta^{(1)}m_t$ which enters in $\delta^{(2)}Z_{\mathcal{H}_2}$ is fixed by an on-shell condi-

The required one-loop counterterms for subrenormalization arise from the quark q and scalar quark \tilde{q} sectors. The squark mass matrices in the $(\tilde{q}_L, \tilde{q}_R)$ bases are given in lowest order by

$$\mathbf{M}_{\tilde{q}} = \begin{pmatrix} m_{\tilde{q}_L}^2 + m_q^2 + M_Z^2 c_{2\beta} (T_q^3 - Q_q s_w^2) & m_q (A_q^* - \mu \kappa_q) \\ m_q (A_q - \mu^* \kappa_q) & m_{\tilde{q}_R}^2 + m_q^2 + M_Z^2 c_{2\beta} Q_q s_w^2 \end{pmatrix}, \quad \begin{aligned} \kappa_{t,c,u} &= \frac{1}{t_\beta}, \\ \kappa_{b,s,d} &= t_\beta, \end{aligned} \quad (3.18)$$

tion. The resulting differences between the two schemes have been discussed in [54,55].

- Renormalization of the D terms in the Higgs–squark couplings which are induced by the gauge coupling g_2 , as well as the relation between the charged and CP -odd Higgs masses require counterterms for the Z - and W -boson masses, $\delta^{(2)}M_Z^2$ and $\delta^{(2)}M_W^2$, respectively. We treat M_W and M_Z as independent input parameters and fix their renormalization constants by the on-shell conditions

$$\Re \left[\hat{\Sigma}_{Z,W}^{(2)}(M_{Z,W}^2) \right] = 0, \quad (3.16)$$

leading to

$$\delta^{(2)}M_{Z,W}^2 = \Re \left[\Sigma_{Z,W}^{(2)}(M_{Z,W}^2) \right]. \quad (3.17)$$

Here $\Sigma_{Z,W}^{(2)}$ denote the transverse parts of the two-loop self-energies of Z and W , respectively.

Most of the Feynman diagrams contributing to the two-loop self-energies $\Sigma_{Z,W}^{(2)}$ differ from the Higgs self-energies depicted in Figs. 1 and 3 only by the external fields. Pictorially, they can be obtained by replacing the neutral external Higgs fields by the Z , and the charged Higgs field by the W boson field. All additional topologies are depicted in Fig. 4.

3.2 Sub-loop renormalization

Apart from the genuine two-loop diagrams, the lowest-order QCD contributions to the self-energies and tadpoles involve one-loop diagrams with insertions of one-loop counterterms. This subrenormalization concerns masses and mixing of the colored particles.

with Q_q and T_q^3 denoting charge and isospin of $q \in \{u, c, t, d, s, b\}$. For the sake of convenience we suppress repeating the indices of the first and second generation in the following since renormalization is analogous to the third generation. $SU(2)$ -invariance requires $m_{\tilde{u}_L}^2 = m_{\tilde{b}_L}^2 \equiv m_{\tilde{Q}_3}^2$. The squark mass eigenvalues can be obtained from unitary transformations,

$$\mathbf{U}^{\tilde{q}} \mathbf{M}_{\tilde{q}} \mathbf{U}^{\tilde{q}\dagger} = \text{diag}(m_{\tilde{q}_1}^2, m_{\tilde{q}_2}^2). \quad (3.19)$$

Since A_q and μ are complex parameters, the unitary matrices $\mathbf{U}^{\tilde{q}}$ can be described by the mixing angle $\theta_{\tilde{q}}$ and an additional phase $\phi_{\tilde{q}}$.

The independent parameters which enter the two-loop calculation through the quark–squark sector are: the quark masses m_q , the soft SUSY-breaking parameters $m_{\tilde{Q}_i}$ and $m_{\tilde{q}_R}$, and the complex trilinear couplings $A_q = |A_q| e^{i\phi_{A_q}}$. These parameters have to be renormalized at the one-loop level,

$$\begin{aligned} m_q &\rightarrow m_q + \delta^{(1)}m_q, & m_{\tilde{q}_{L,R}}^2 &\rightarrow m_{\tilde{q}_{L,R}}^2 + \delta^{(1)}m_{\tilde{q}_{L,R}}^2, \\ A_q &\rightarrow A_q + \delta^{(1)}A_q, \end{aligned} \quad (3.20)$$

thus defining transformations $\mathbf{M}_{\tilde{q}} \rightarrow \mathbf{M}_{\tilde{q}} + \delta^{(1)}\mathbf{M}_{\tilde{q}}$ for the mass matrices in Eq. (3.18). The other free parameter μ , which is related to the Higgsino sector, enters the self-energies as well. However, the renormalization of μ does not receive one-loop corrections of $\mathcal{O}(\alpha_s)$ and is therefore not part of the contributions considered in this calculation.

The individual renormalization conditions for the colored sector are formulated as follows:

- Renormalization of the top quark mass is carried out in the on-shell scheme, i.e.

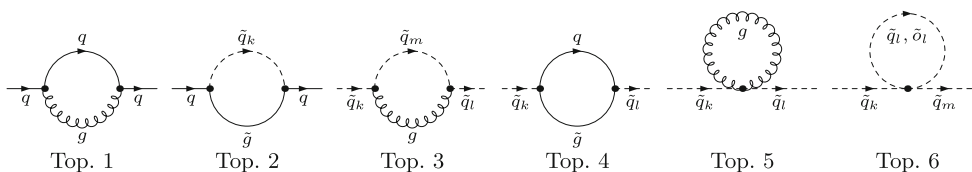


Fig. 5 Types of Feynman diagrams for the renormalization of the quark–squark sector. $\tilde{q} \neq \tilde{o}$. Topology 5 contains a one-point loop with a mass-less gluon and is therefore equal to zero

$$\delta^{(1)}m_t = m_t \Re \left[\frac{1}{2} \left(\Sigma_t^{L(1)}(m_t^2) + \Sigma_t^{R(1)}(m_t^2) \right) + \Sigma_t^{S(1)}(m_t^2) \right], \tag{3.21}$$

$$+ \mathbf{U}_{22}^{\tilde{t}} \mathbf{U}_{11}^{\tilde{t}*} \frac{\delta^{(1)}m_{\tilde{t}_1\tilde{t}_2}^2}{m_t} - \left(A_t - \frac{\mu^*}{t_\beta} \right) \frac{\delta^{(1)}m_t}{m_t}. \tag{3.24c}$$

where the quark self-energy is given in terms of its Lorentz decomposition

$$\Sigma_q(p) = \not{p} \omega_- \Sigma_q^L(p^2) + \not{p} \omega_+ \Sigma_q^R(p^2) + m_q \Sigma_q^S(p^2) + m_q \gamma_5 \Sigma_q^{PS}(p^2) \tag{3.22}$$

with the left-, right-handed projectors $\omega_{-,+} = \frac{1}{2}(1 \mp \gamma_5)$. The bottom mass is renormalized in the $\overline{\text{DR}}$ scheme (see Refs. [41,42,109]) at the scale m_t^{OS} . The counterterm can be obtained by using the expression in analogy to the counterterm for the top quark mass in Eq. (3.21) and restricting to the UV-divergent contributions at the scale m_t^{OS} . The choice of a $\overline{\text{DR}}$ renormalization for m_b is convenient in order to incorporate a resummation of $\tan\beta$ -enhanced contributions to the relation between the bottom quark mass and the bottom Yukawa coupling, see Sect. 3.3 below. The contributing Feynman diagrams for the renormalization of m_t and m_b are depicted in Fig. 5.

- In order to fix the renormalization constants of the stop sector, we employ the relation

$$\delta^{(1)}\mathbf{M}_{\tilde{t}} = \delta^{(1)} \left(\mathbf{U}^{\tilde{t}\dagger} \text{diag} \left(m_{\tilde{q}_1}^2, m_{\tilde{q}_2}^2 \right) \mathbf{U}^{\tilde{t}} \right) = \mathbf{U}^{\tilde{t}\dagger} \begin{pmatrix} \delta^{(1)}m_{\tilde{t}_1}^2 & \delta^{(1)}m_{\tilde{t}_1\tilde{t}_2}^2 \\ \delta^{(1)}m_{\tilde{t}_1\tilde{t}_2}^{2*} & \delta^{(1)}m_{\tilde{t}_2}^2 \end{pmatrix} \mathbf{U}^{\tilde{t}}. \tag{3.23}$$

Thus we derive

$$\delta^{(1)}m_{\tilde{t}_L}^2 = \sum_{i=1}^2 |\mathbf{U}_{i1}^{\tilde{t}}|^2 \delta^{(1)}m_{\tilde{t}_i}^2 + 2 \Re \left[\mathbf{U}_{21}^{\tilde{t}} \mathbf{U}_{11}^{\tilde{t}*} \delta^{(1)}m_{\tilde{t}_1\tilde{t}_2}^2 \right] - 2 m_t \delta^{(1)}m_t, \tag{3.24a}$$

$$\delta^{(1)}m_{\tilde{t}_R}^2 = \sum_{i=1}^2 |\mathbf{U}_{i2}^{\tilde{t}}|^2 \delta^{(1)}m_{\tilde{t}_i}^2 + 2 \Re \left[\mathbf{U}_{22}^{\tilde{t}} \mathbf{U}_{12}^{\tilde{t}*} \delta^{(1)}m_{\tilde{t}_1\tilde{t}_2}^2 \right] - 2 m_t \delta^{(1)}m_t, \tag{3.24b}$$

$$\delta^{(1)}A_t = \mathbf{U}_{11}^{\tilde{t}} \mathbf{U}_{12}^{\tilde{t}*} \frac{\delta^{(1)}m_{\tilde{t}_1}^2 - \delta^{(1)}m_{\tilde{t}_2}^2}{m_t} + \mathbf{U}_{21}^{\tilde{t}} \mathbf{U}_{12}^{\tilde{t}*} \frac{\delta^{(1)}m_{\tilde{t}_1\tilde{t}_2}^2}{m_t}$$

The counterterm $\delta^{(1)}A_t$ given in Eq. (3.24c) provides the renormalization of the complex parameter A_t . It should be noted that the counterterm in fact only contributes to the absolute value of A_t , while the phase of A_t remains unrenormalized.

The counterterms $\delta^{(1)}m_{\tilde{t}_1}^2$ and $\delta^{(1)}m_{\tilde{t}_2}^2$ are fixed by on-shell conditions for the top-squarks,

$$\delta^{(1)}m_{\tilde{t}_i}^2 = \Re \left[\Sigma_{\tilde{t}_i}^{(1)}(m_{\tilde{t}_i}^2) \right], \quad i = 1, 2, \tag{3.25}$$

involving the diagonal $\tilde{t}_{1,2}$ self-energies, see Fig. 5. The remaining counterterm $\delta^{(1)}m_{\tilde{t}_1\tilde{t}_2}^2$ is fixed by the renormalization condition (see Ref. [72])

$$\delta^{(1)}m_{\tilde{t}_1\tilde{t}_2}^2 = \frac{1}{2} \Re \left[\Sigma_{\tilde{t}_2}^{(1)}(m_{\tilde{t}_1}^2) + \Sigma_{\tilde{t}_1}^{(1)}(m_{\tilde{t}_2}^2) \right], \tag{3.26}$$

which involves the non-diagonal squark self-energy shown in Fig. 5 with incoming \tilde{t}_2 and outgoing \tilde{t}_1 .

- Between the gauge and mass eigenstates of the bottom squarks we employ an analogous relation to Eq. (3.23). We derive

$$\delta^{(1)}m_{\tilde{b}_L}^2 = \sum_{i=1}^2 |\mathbf{U}_{i1}^{\tilde{b}}|^2 \delta^{(1)}m_{\tilde{b}_i}^2 + 2 \Re \left[\mathbf{U}_{21}^{\tilde{b}} \mathbf{U}_{11}^{\tilde{b}*} \delta^{(1)}m_{\tilde{b}_1\tilde{b}_2}^2 \right] - 2 m_b \delta^{(1)}m_b, \tag{3.27a}$$

$$\delta^{(1)}m_{\tilde{b}_R}^2 = \sum_{i=1}^2 |\mathbf{U}_{i2}^{\tilde{b}}|^2 \delta^{(1)}m_{\tilde{b}_i}^2 + 2 \Re \left[\mathbf{U}_{22}^{\tilde{b}} \mathbf{U}_{12}^{\tilde{b}*} \delta^{(1)}m_{\tilde{b}_1\tilde{b}_2}^2 \right] - 2 m_b \delta^{(1)}m_b, \tag{3.27b}$$

$$\delta^{(1)} A_b = \left[\mathbf{U}_{11}^{\tilde{b}} \mathbf{U}_{12}^{\tilde{b}*} \frac{\delta^{(1)} m_{b_1}^2 - \delta^{(1)} m_{b_2}^2}{m_b} + \mathbf{U}_{21}^{\tilde{b}} \mathbf{U}_{12}^{\tilde{b}*} \frac{\delta^{(1)} m_{b_1}^2}{m_b} + \mathbf{U}_{22}^{\tilde{b}} \mathbf{U}_{11}^{\tilde{b}*} \frac{\delta^{(1)} m_{b_1}^2}{m_b} - (A_b - \mu^* t_\beta) \frac{\delta^{(1)} m_b}{m_b} \right]_{\overline{\text{DR}}} \tag{3.27c}$$

As indicated by the subscript, we choose to renormalize A_b in the $\overline{\text{DR}}$ scheme, which has been shown to be convenient for reasons of numerical stability [41, 42, 109]. The scale of A_b is chosen to be m_t^{os} .

As a consequence of $SU(2)$ invariance the counterterm $\delta^{(1)} m_{b_L}^2$ is not independent, but a derived quantity which is fixed by the renormalization of the top–stop sector in Eq. (3.24a), since

$$\delta^{(1)} m_{b_L}^2 = \delta^{(1)} m_{Q_3}^2 = \delta^{(1)} m_{t_L}^2 \tag{3.28}$$

Inserting Eq. (3.27a) and solving for $\delta^{(1)} m_{b_1}^2$ yields

$$\delta^{(1)} m_{b_1}^2 = \frac{1}{|\mathbf{U}_{11}^{\tilde{b}}|^2} \left(\delta^{(1)} m_{t_L}^2 - |\mathbf{U}_{12}^{\tilde{b}}|^2 \delta^{(1)} m_{b_2}^2 - 2 \Re \left[\mathbf{U}_{21}^{\tilde{b}} \mathbf{U}_{11}^{\tilde{b}*} \delta^{(1)} m_{b_1}^2 \right] - 2 m_b \delta^{(1)} m_b \right) \tag{3.29}$$

The other two counterterms $\delta^{(1)} m_{b_2}^2$ and $\delta^{(1)} m_{b_1 b_2}^2$ are fixed analogously as for the stops:

$$\delta^{(1)} m_{b_2}^2 = \Re \left[\Sigma_{b_{22}}^{(1)} \left(m_{b_2}^2 \right) \right], \tag{3.30a}$$

$$\delta^{(1)} m_{b_1 b_2}^2 = \frac{1}{2} \Re \left[\Sigma_{b_{12}}^{(1)} \left(m_{b_1}^2 \right) + \Sigma_{b_{12}}^{(1)} \left(m_{b_2}^2 \right) \right]. \tag{3.30b}$$

Therefore in our scheme only m_{b_2} is renormalized on-shell, while the counterterm $\delta^{(1)} m_{b_1}^2$ is a derived quantity according to Eq. (3.29).

3.3 Resummation of tan β -enhanced terms

The Yukawa coupling of the bottom quark h_b receives radiative corrections proportional to $\tan \beta$. Those $\tan \beta$ -enhanced contributions can be resummed as described in Refs. [80, 110–115]. The resummed contributions Δ_b are UV finite and generally yield complex numerical results. For the numerical evaluation in Sect. 5, we use the version for Δ_b at the one-loop order which is implemented in FeynHiggs and outlined in the following. The largest $\tan \beta$ -enhanced contributions can be absorbed by using an effective bottom-quark mass, which is related to the $\overline{\text{DR}}$ -renormalized bottom

quark mass in the MSSM as follows,

$$m_b^{\overline{\text{DR}}, \text{MSSM}}(m_t^{\text{os}}) \simeq m_{b, \text{eff}} = \frac{m_b^{\overline{\text{DR}}, \text{SM}}(m_t^{\text{os}})}{|1 + \Delta_b|} (1 - \delta_b), \tag{3.31}$$

where $m_b^{\overline{\text{DR}}, \text{SM}}(m_t^{\text{os}})$ is the bottom mass in the $\overline{\text{DR}}$ renormalization scheme in the Standard Model evaluated at the on-shell top mass. The $\tan \beta$ -enhanced contributions are captured in Δ_b and properly resummed by including them in the denominator. The remaining parts of the scalar part of the $\overline{\text{DR}}$ -renormalized bottom self-energy $\hat{\Sigma}_b^S$ which are not enhanced by $\tan \beta$ are contained in δ_b such that

$$\hat{\Sigma}_b^S(0) = -\Delta_b - \delta_b. \tag{3.32}$$

The expression Δ_b at the one-loop order contains contributions from gluinos, charginos and neutralinos (ordered in decreasing numerical importance) and reads

$$\begin{aligned} \Delta_b = & \frac{2 \alpha_s(Q)}{3\pi} \frac{M_3^*}{m_b} \sum_{i=1}^2 \mathbf{U}_{i1}^{\tilde{b}} \mathbf{U}_{i2}^{\tilde{b}*} B_0 \left(0, |M_3|^2, m_{b_i}^2 \right) \\ & + \frac{\alpha(Q)}{4\pi} \sum_{g=1}^3 \sum_{i,j=1}^2 \frac{m_{\tilde{\chi}_i^\pm}}{m_b} c_{L,R} |\mathbf{C}_{g3}|^2 B_0 \left(0, m_{\tilde{\chi}_i^\pm}^2, m_{\tilde{u}_j^g}^2 \right) \\ & - \frac{\alpha(Q)}{8\pi} \sum_{i=1}^4 \sum_{j=1}^2 \frac{m_{\tilde{\chi}_i^0}}{m_b} n_{L,R} B_0 \left(0, m_{\tilde{\chi}_i^0}^2, m_{b_j}^2 \right). \end{aligned} \tag{3.33}$$

The couplings α_s and α are running parameters and are evaluated at the scale $Q = \sqrt{m_{b_1} m_{b_2}}$. The symbol \mathbf{C} depicts the CKM matrix, and u^g, \tilde{u}^g are the g th generation up-type quarks and squarks, whereas $B_0(0, m_1, m_2)$ and $B_1(0, m_1, m_2)$ are one-loop functions.⁵ As mentioned above, we otherwise neglect CKM mixing in the two-loop contributions that we evaluate. The renormalization scale μ_r from the loop integrals drops out. The coefficients $c_{L,R}$ and $n_{L,R}$ are given by

$$c_L = \frac{\mathbf{V}_{i1}^{\tilde{\chi}^*} \mathbf{U}_{j1}^{\tilde{u}^g}}{s_w} - \frac{m_{u^g} \mathbf{V}_{i2}^{\tilde{\chi}^*} \mathbf{U}_{j2}^{\tilde{u}^g}}{\sqrt{2} M_W s_\beta s_w}$$

⁵ These one-loop functions are given by

$$\begin{aligned} B_1(0, m_1, m_2) &= -\frac{1}{2} B_0(0, m_1, m_2) + \frac{m_2 - m_1}{2} DB_0(0, m_1, m_2), \\ B_0(0, m_1, m_2) &= \frac{A_0(m_1) - A_0(m_2)}{m_1 - m_2}, \\ DB_0(0, m_1, m_2) &= \frac{m_1^2 - m_2^2 + 2 m_1 m_2 \log \frac{m_2}{m_1}}{2 (m_1 - m_2)^3}, \\ A_0(m) &= m \left(1 - \log \frac{m}{\mu_r} \right). \end{aligned}$$

$$c_R = \frac{m_b \mathbf{U}_{i2}^{\tilde{\chi}^*} \mathbf{U}_{j1}^{\tilde{u}^{g*}}}{\sqrt{2} M_W c_\beta s_w}, \tag{3.34a}$$

$$n_L = \left(\frac{\mathbf{N}_{i1}^{\tilde{\chi}^*}}{3 c_w} - \frac{\mathbf{N}_{i2}^{\tilde{\chi}^*}}{s_w} \right) \mathbf{U}_{j1}^{\tilde{b}} + \frac{m_b \mathbf{N}_{i3}^{\tilde{\chi}^*} \mathbf{U}_{j2}^{\tilde{b}}}{M_W c_\beta s_w},$$

$$n_R = \frac{2 \mathbf{N}_{i1}^{\tilde{\chi}^*} \mathbf{U}_{j2}^{\tilde{b}*}}{3 c_w} + \frac{m_b \mathbf{N}_{i3}^{\tilde{\chi}^*} \mathbf{U}_{j1}^{\tilde{b}*}}{M_W c_\beta s_w}. \tag{3.34b}$$

In order to obtain a full conversion of the bottom mass between the on-shell scheme and the $\overline{\text{DR}}$ scheme in Eq. (3.31), those parts of the bottom self-energy which are not enhanced by $\tan \beta$ are included in δ_b and incorporated in the numerator of Eq. (3.31).

At the one-loop order they read

$$\delta b = \frac{\alpha_s(Q)}{3\pi} \sum_{i=1}^2 B_1(0, |M_3|^2, m_{\tilde{b}_i}^2) + \frac{\alpha(Q)}{8\pi} \sum_{g=1}^3 \sum_{i,j=1}^2 [|c_L|^2 + |c_R|^2] |C_{g3}|^2 B_1(0, m_{\tilde{\chi}_i^\pm}^2, m_{\tilde{u}_j^g}^2) + \frac{\alpha(Q)}{16\pi} \sum_{i=1}^4 \sum_{j=1}^2 [|n_L|^2 + |n_R|^2] B_1(0, m_{\tilde{\chi}_i^0}^2, m_{\tilde{b}_j}^2). \tag{3.35}$$

The parameters entering in Δ_b and δ_b are computed in the limit of large $\tan \beta$. The chargino and neutralino masses and mixing matrices are then obtained as

$$\lim_{t_\beta \rightarrow \infty} \text{diag}(m_{\tilde{\chi}_1^\pm}, m_{\tilde{\chi}_2^\pm}) = \mathbf{U}^{\tilde{\chi}^*} \mathbf{X} \mathbf{V}^{\tilde{\chi}^\dagger},$$

$$\lim_{t_\beta \rightarrow \infty} \text{diag}(m_{\tilde{\chi}_1^0}, m_{\tilde{\chi}_2^0}, m_{\tilde{\chi}_3^0}, m_{\tilde{\chi}_4^0}) = \mathbf{N}^{\tilde{\chi}^*} \mathbf{Y} \mathbf{N}^{\tilde{\chi}^\dagger}, \tag{3.36}$$

where we use

$$\mathbf{X} = \lim_{t_\beta \rightarrow \infty} \mathbf{M}_{\tilde{\chi}^\pm} = \begin{pmatrix} M_2 & \sqrt{2} M_W s_\beta \\ 0 & \mu \end{pmatrix},$$

$$\mathbf{Y} = \lim_{t_\beta \rightarrow \infty} \mathbf{M}_{\tilde{\chi}^0} = \begin{pmatrix} M_1 & 0 & 0 & M_{ZS\beta s_w} \\ 0 & M_2 & 0 & -M_{ZS\beta c_w} \\ 0 & 0 & 0 & -\mu \\ M_{ZS\beta s_w} & -M_{ZS\beta c_w} & -\mu & 0 \end{pmatrix}. \tag{3.37}$$

Thereby the matrices $\mathbf{U}^{\tilde{\chi}}$ and $\mathbf{V}^{\tilde{\chi}}$ yield a singular value decomposition for \mathbf{X} , and the matrix $\mathbf{N}^{\tilde{\chi}}$ yields Takagi’s factorization [116] on \mathbf{Y} .

The sbottom masses in this limit are computed from the matrix given in Eq. (3.18) at $A_b = 0$. Since the bottom mass

itself also enters that matrix, the final solution for $m_{b,\text{eff}}$ is found iteratively.

By using Eq. (3.31) for the bottom mass in the one-loop contributions to the Higgs masses, the leading higher-order corrections to the Higgs masses from the bottom–sbottom sector are generated. The contributions of the bottom–sbottom sector to the two-loop self-energies presented in this article add further subleading shifts. It should be noted that the expression given in Eq. (3.31), which employs the $\overline{\text{DR}}$ scheme in the MSSM, is chosen such that no double counting of the terms contained in $m_{b,\text{eff}}$ occurs at the two-loop level.

4 Numerical evaluation of the self-energies

The renormalized two-loop self-energies are expressed in terms of two-loop two-point multi-scale integrals with non-zero external momenta. With the help of `TwoCalc` [92] and `Reduze` [103] all integrals can be reduced to the four irreducible scalar two-loop topologies depicted in Fig. 6, and products of analytically well-known one-loop one- and two-point functions.

The scalar two-loop integrals are defined as

$$T_{i_1 i_2 \dots i_n}(p^2, m_{i_1}^2, m_{i_2}^2, \dots, m_{i_n}^2) = (2\pi \mu_r)^{2(4-D)} \times \iint \frac{d^D q_1}{i\pi^2} \frac{d^D q_2}{i\pi^2} \frac{1}{(k_{i_1}^2 - m_{i_1}^2 + i\delta)(k_{i_2}^2 - m_{i_2}^2 + i\delta) \dots (k_{i_n}^2 - m_{i_n}^2 + i\delta)}, \tag{4.1}$$

where p is the external momentum, q_i are the loop momenta, m_i the masses of the propagators, μ_r is the renormalization scale and $D = 4 - 2\epsilon$ the dimension. The $i\delta$ results from the solutions of the field equations in terms of causal Green functions, while the indices i_1, i_2, \dots, i_n label which k_i and m_i appear in the propagators of the integral. The five different k_i read

$$k_1 = q_1, \quad k_2 = q_1 + p, \quad k_3 = q_2 - q_1, \\ k_4 = q_2, \quad k_5 = q_2 + p. \tag{4.2}$$

The irreducible two-loop integrals of Fig. 6 may depend on up to five different internal mass scales taken from the following set,

$$m_t, m_b, m_{\tilde{t}_1}, m_{\tilde{t}_2}, m_{\tilde{b}_1}, m_{\tilde{b}_2}, m_{\tilde{g}} = |M_3|, \tag{4.3}$$

in addition to a non-zero external momentum, taking the values of $p^2 = M_{h_1}^2, M_{h_2}^2, M_{h_3}^2$ when entering the unrenormalized self-energies, or $p^2 = m_{H^\pm}^2, m_W^2, m_Z^2$ when entering the self-energies through two-loop renormalization constants. Recently, a lot of progress has been made towards

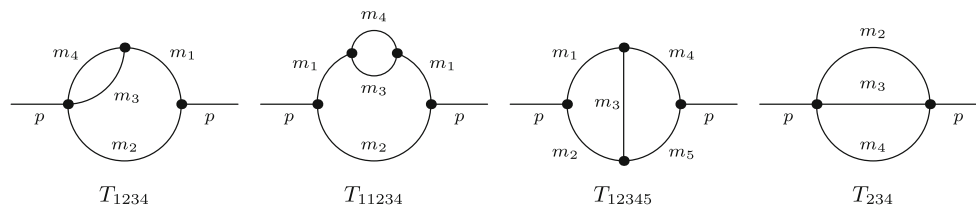


Fig. 6 Irreducible two-loop topologies resulting from tensor reduction, calculated numerically with the program `SecDec`. Some of the internal lines may also be massless

describing and evaluating integrals of this class analytically [117–126]. However, to the best of our knowledge, an implementation of the analytical results for all topologies in Fig. 6 is not publicly available. We have therefore calculated these integrals numerically using the program `SecDec` [94–96].

For the evaluation, the resulting new contributions to the neutral Higgs-boson self-energies have been added to `FeynHiggs` via its interface to external programs, see section 2.4 of Ref. [53] for details. We have extended the existing interface to the program `SecDec` in `FeynHiggs` to deal with the 177 mass configurations of which 88 are computed at four different kinematic points, 72 at two and the rest at one kinematic point. The parameters entering the integrals are evaluated by `FeynHiggs` and passed on to `SecDec`. It should be noted that the heavy growth of mass configurations with respect to non-electroweak corrections is due to an increase in the number of mass scales involved in the renormalized self-energies.

We constructed two independent integration setups to allow for consistency checks of the numerical result. The two-point one-loop topologies entering the self-energies up to $\mathcal{O}(\epsilon)$ are known analytically. The bulk of their implementation was previously tested in Ref. [53] and compared with the authors of Ref. [54]. Additional mass configurations were newly implemented and checked against `SecDec`. The increase in two-loop mass configurations by more than a factor five with respect to the previous setup in Ref. [53] calls for a higher precision of the integrals to avoid numerical instabilities due to cancellations. With the integral reduction, unphysical thresholds can be introduced which cancel in the sum of all contributing diagrams. Numerically, due to round-off errors, the cancellation might however not always be exact, leading to numerical instabilities. The latter are cured by introducing a small imaginary part to the denominators of the coefficients arising from the integral reduction. We have verified that the numerical dependence of the self-energies on this technical regularization parameter is negligible.

The fact that we take a non-zero value of the bottom quark mass into account leads to a large hierarchy among the different mass scales. Numerical convergence at the desired accuracy is therefore difficult to accomplish. On the other hand, we have analyzed the influence of the quark masses of the

first and second generation on the two-loop integrals in the self-energies. For the second generation and $\tan \beta \gg 1$ a negative shift in the Higgs-boson mass correction of only about 20 MeV can be observed when neglecting the light quark masses. The effect is even smaller for the quark masses of the first generation. The terms which involve the light quark masses in couplings are negligible, too. It is due to this reason that we will assume the first and second generation quarks to be massless throughout the rest of our numerical analysis. The numerical impact of the gauge contributions of the light quarks will be discussed below.

In order to achieve a relative precision of at least 10^{-7} for each integral, we use the deterministic integrator `CUHRE` included in the `CUBA` library [127, 128] but have optimized the integration parameters for each integral topology and mass configuration individually.

As a further crosscheck of our computation, we have compared the $\mathcal{O}(\alpha\alpha_s)$ contribution by the top–stop and bottom–bottom particles to the Z -boson self-energy which is required for renormalization of the Higgs sector. Since [54] uses massless bottom quarks, we have reevaluated our result for the Z self-energy in the limit $m_b = 0$. In order to avoid a dependence on the renormalization scheme of the quark–squark sectors, the Z -boson self-energy has been evaluated in the $\overline{\text{DR}}$ scheme by both groups for this comparison. Overall we have found a very good agreement with discrepancies at the level of 0.3 GeV^2 .

We find an overall uncertainty of the self-energies entering the light Higgs-boson mass of maximally 0.2% by adding all uncertainties on the numerical evaluation of the two-loop integrals in quadrature. Given the resulting size of our newly computed corrections analyzed in the next section, the absolute uncertainty on the light Higgs boson mass is maximally 0.4 MeV, which is well below the shift coming from neglecting light quark masses from the first and second generation.

The total of 513 integrals have been computed numerically on the fly before passing the resulting two-loop self-energies back to `FeynHiggs`, where they are added to the corresponding matrix elements just before the determination of the propagator poles.

Table 1 Comparison of the results for the light Higgs-boson mass with Refs. [53, 54] for four benchmark scenarios from Refs. [129, 131] with $m_A = 500 \text{ GeV}$ and $\tan \beta = 20$

Scenario	m_h^{\max}	$m_h^{\text{mod}+}$	$m_h^{\text{mod}-}$	Modified light-stop
M_h^{old} (GeV)	128.31	125.36	124.84	122.68
M_h^{old} (GeV) [54]	128.32	125.36	124.84	122.67
$M_h^{\text{old}} + \mathcal{O}(\alpha_t \alpha_s p^2)$ (GeV) [53]	128.25	125.23	123.83	122.64
$M_h^{\text{old}} + \mathcal{O}(\alpha_t \alpha_s p^2)$ (GeV) [54]	127.94	124.98	123.96	122.33
$M_h^{\text{old}} + \mathcal{O}(\alpha_t \alpha_s p^2) + \mathcal{O}(\alpha \alpha_s)$ (GeV) [54]	128.38	125.63	124.90	122.46
M_h^{new} (GeV)	128.53	125.75	124.85	122.61

5 Numerical results for the Higgs mass spectrum

In the following we analyze the numerical impact of the newly computed corrections. We start with a comparison with earlier results in the literature and then discuss our results in three different scenarios: an m_h^{mod} -like scenario (based on Ref. [129]), a scenario with a particularly large value of $\tan \beta$ where contributions from the bottom and sbottom sector are enhanced, and a low- m_H scenario (inspired by Refs. [5, 129]). For better readability of the results, we define three different Higgs-boson masses resulting from different higher-order contributions

$$\begin{aligned}
 M_{h_i}^{\text{old}}, & \text{ contains: } \mathcal{O}(\alpha_t \alpha_s)|_{p^2=0} \text{ with complex parameters,} \\
 \tilde{M}_{h_i}^{\text{old}}, & \text{ contains: same as } M_{h_i}^{\text{old}} + \mathcal{O}(\alpha_b \alpha_s)|_{p^2=0} \\
 & \text{with real parameters,} \\
 M_{h_i}^{\text{new}}, & \text{ contains: } \mathcal{O}(\alpha_q \alpha_s), \mathcal{O}(\alpha \alpha_s), \mathcal{O}(h_q h_o \alpha_s) \\
 & \text{with non-zero } p^2, \\
 & \text{with } i \in \{1, 2, 3\}, \quad q, o \in \{b, t\}. \tag{5.1}
 \end{aligned}$$

All the above results contain the full one-loop and leading $\mathcal{O}(\alpha_t^2)|_{p^2=0}$ two-loop contributions, and the $\tan \beta$ -enhanced contributions to the relation between the bottom quark mass and the bottom Yukawa coupling are resummed, see Sect. 3.3. As mentioned earlier, the quark masses and Yukawa couplings of the first and second family are neglected. Thus, the first and second generation contributes only at $\mathcal{O}(\alpha \alpha_s)$ by D-term contributions of the sfermions. We focus our numerical discussion on the fixed-order result up to the two-loop level, i.e. no combination with resummed higher-order logarithmic contributions as discussed in Refs. [59–61] is employed.

Using the definitions of Eq. (5.1), we assign

$$\Delta M_{h_i} = M_{h_i}^{\text{new}} - M_{h_i}^{\text{old}}, \quad \Delta \tilde{M}_{h_i} = M_{h_i}^{\text{new}} - \tilde{M}_{h_i}^{\text{old}}. \tag{5.2}$$

The size of the effects of our newly computed contributions is contained in ΔM_{h_i} , since all the previously known terms are subtracted. So far, the two-loop terms of $\mathcal{O}(\alpha_b \alpha_s)$ were only known in the MSSM with real parameters and m_A as input parameter. $\Delta \tilde{M}_{h_i}$ shows our new contributions without these terms, if m_A is chosen as input parameter.

Below we will discuss our results for non-zero phases of complex parameters. We investigate in particular the variation of the phases ϕ_{M_3} , ϕ_{A_t} and ϕ_{A_b} , which are much less constrained by experimental bounds on EDMs than the phases of μ , M_1 (in the usual convention where the parameter M_2 is chosen to be real) and the phases of the trilinear couplings of the first and second generation. As discussed e.g. in Ref. [130], scenarios with relatively large phase values are possible. In order to demonstrate the possible impact of the phase variations on the Higgs spectrum, below we display the phase dependences over the whole range $(-\pi, \pi]$.

5.1 Comparison with earlier results

In a first step, in Table 1 we show a comparison of the results for the light Higgs-boson mass including our new contributions with the results of Ref. [54], where in the MSSM with real parameters the corrections of $\mathcal{O}(\alpha_t \alpha_s p^2)$ and the full corrections of $\mathcal{O}(\alpha \alpha_s)$ have been evaluated, and with the results up to $\mathcal{O}(\alpha_t \alpha_s p^2)$ in the MSSM with real parameters from Ref. [53]. The comparison is carried out for the benchmark scenarios m_h^{\max} , $m_h^{\text{mod}+}$, $m_h^{\text{mod}-}$ defined in Ref. [129] and for a modified light-stop scenario used in Ref. [131]. We find overall good agreement with the results of Ref. [54]. The comparison of the corrections of $\mathcal{O}(\alpha_t \alpha_s p^2)$ with the full corrections of $\mathcal{O}(\alpha \alpha_s)$ shows that the inclusion of momentum dependence in the $\mathcal{O}(\alpha_t \alpha_s p^2)$ corrections yields a downward shift in M_h which is to a large extent compensated by the further corrections of $\mathcal{O}(\alpha \alpha_s)$ for the scenarios that are considered here. The corrections beyond those of $\mathcal{O}(\alpha_t \alpha_s p^2)$ yield an upward shift in M_h of 520 MeV in the $m_h^{\text{mod}+}$ and more than 1 GeV in the $m_h^{\text{mod}-}$ scenario compared to the results of Ref. [53]. The size of the corrections shows a significant dependence on the parameters in the stop sector. The corrections are largest in the $m_h^{\text{mod}-}$ scenario, where the stop masses are near the SUSY scale and A_t is negative. In this case there is a large compensation between the downward shift caused by the corrections of $\mathcal{O}(\alpha_t \alpha_s p^2)$ and the upward shift caused by the further corrections of $\mathcal{O}(\alpha \alpha_s)$. On the other hand, the corrections are smallest for the modified light-stop scenario, in which case we find that the contributions beyond the ones of $\mathcal{O}(\alpha_t \alpha_s p^2)$ from Ref. [53] even

Table 2 Values for the lightest Higgs-boson mass in the $m_h^{\text{mod}+}$ -like and $m_h^{\text{mod}-}$ -like scenarios of Ref. [129] using $M_{\text{SUSY}} = 2, 3 \text{ TeV}$ and $m_A = 500 \text{ GeV}$, $\tan \beta = 20$. The results are compared with those provided by the authors of Ref. [54] for two different wave-function renormalization schemes

	This publication	Ref. [54]	
	$\delta^{(2)} Z_{\gamma_{\mathcal{H}_i}}^{\text{Ref. [53]}}$	$\delta^{(2)} Z_{\gamma_{\mathcal{H}_i}}^{\text{Ref. [53]}}$	$\delta^{(2)} Z_{\gamma_{\mathcal{H}_i}}^{\text{Ref. [54]}}$
$m_h^{\text{mod}+}$ -like	$M_{\text{SUSY}} = 2 \text{ TeV}$		
M_h^{old} (GeV)	129.38	129.38	129.38
M_h^{new} (GeV)	129.92	129.92	129.84
	$M_{\text{SUSY}} = 3 \text{ TeV}$		
M_h^{old} (GeV)	128.63	128.63	128.63
M_h^{new} (GeV)	129.62	129.61	129.59
$m_h^{\text{mod}-}$ -like	$M_{\text{SUSY}} = 2 \text{ TeV}$		
M_h^{old} (GeV)	126.92	126.92	126.92
M_h^{new} (GeV)	127.34	127.33	127.44
	$M_{\text{SUSY}} = 3 \text{ TeV}$		
M_h^{old} (GeV)	127.02	127.02	127.02
M_h^{new} (GeV)	127.80	127.80	127.94

yield a small downward shift. The numerical differences between the results for the contributions of $\mathcal{O}(\alpha_t \alpha_s p^2)$ from Refs. [53, 54], which amount up to 0.3 GeV for the examples considered here, result from different renormalization scheme choices of $\delta^{(2)} Z_{\gamma_{\mathcal{H}_i}}$, see the discussion in Refs. [53–55]. Those differences in the renormalization schemes also affect the comparison between our results for M_h^{new} and the results for $M_h^{\text{old}} + \mathcal{O}(\alpha_t \alpha_s p^2) + \mathcal{O}(\alpha_b \alpha_s)$ from Ref. [54] in Table 1.

The differences in the renormalization schemes and the dependence on the parameters in the stop sector are further investigated in Table 2. Here the shifts in the light Higgs-boson mass are shown for SUSY scales of 2 and 3 TeV, using otherwise the parameters of the $m_h^{\text{mod}+}$ and $m_h^{\text{mod}-}$ scenarios. The results for $M_h^{\text{old}} + \mathcal{O}(\alpha_t \alpha_s p^2) + \mathcal{O}(\alpha_b \alpha_s)$ from Ref. [54], where the mass and Yukawa coupling of the bottom quark have been neglected, are labelled as M_h^{new} in Table 2. Two versions of the results from Ref. [54] are shown, one using the renormalization scheme adopted in Ref. [54] with $\delta^{(2)} Z_{\gamma_{\mathcal{H}_i}} = \delta^{(2)} Z_{\gamma_{\mathcal{H}_i}}^{\text{Ref. [54]}}$, and the other using the renormalization scheme of Ref. [53], which we have adopted in the present work, with $\delta^{(2)} Z_{\gamma_{\mathcal{H}_i}} = \delta^{(2)} Z_{\gamma_{\mathcal{H}_i}}^{\text{Ref. [53]}}$.⁶ It can be seen in Table 2 that there is very good agreement, at the level of about 10 MeV, between our results and the results from Ref. [54] using the renormalization scheme of Ref. [53]. The different choices of renormalization schemes in the result of Ref. [54] amount to mass shifts of up to 150 MeV for the displayed examples. The

difference between M_h^{new} and M_h^{old} increases with M_{SUSY} and reaches up to 1 GeV for the $m_h^{\text{mod}+}$ -like scenario at 3 TeV.

5.2 Scenario 1: $m_h^{\text{mod}-}$ -like

In the following we further investigate the numerical impact of our results, including the effect of non-zero phases of the complex parameters. We start with an $m_h^{\text{mod}-}$ -like scenario. The MSSM model parameters in this scenario are chosen as follows

$$\begin{aligned}
 m_{H^\pm} &= 1.5 \text{ TeV}, & M_2 &= 500 \text{ GeV}, & |M_3| &= 2.5 \text{ TeV}, \\
 m_{\{\tilde{t}, \tilde{b}\}_L} &= m_{\tilde{Q}_3} = 2.1 \text{ TeV}, & m_{\{\tilde{t}, \tilde{b}\}_R} &= 2 \text{ TeV}, \\
 |X_t| &= 1.3 m_{\tilde{t}_R}, & |A_b| &= |A_t|, \\
 m_{\{\tilde{q}, \tilde{l}\}_{(L,R)}} &= 2.5 \text{ TeV}, & A_{\{q,l\}} &= 0, \\
 q &\in u, d, s, c, & l &\in e, \mu, \tau.
 \end{aligned}
 \tag{5.3}$$

Compared to the original m_h^{mod} scenario we choose larger bilinear soft-breaking parameters for the sfermions, and also larger absolute values for μ (see below) and M_2 . Thereby $m_{\tilde{Q}_3}$ is slightly different from $m_{\{\tilde{t}, \tilde{b}\}_R}$ in order to avoid numerical instabilities by degeneracies. However, the general feature of this scenario is kept: it allows for a wide range of $X_t = A_t^* - \mu / \tan \beta$ to be in agreement with experimental bounds. With our choice of parameters, A_t and A_b are not expected to be affected by constraints from charge- and color-breaking minima [132–139]. As A_τ has negligible impact on the Higgs mass prediction, we set it to zero.

First, the dependence of the lightest Higgs-boson mass M_{h_1} on $\tan \beta$ is analyzed for different values of the μ parameter. Setting all phases of the parameters that can be complex to zero, our result can be compared to previous ones in the MSSM with real parameters where the corrections evaluated in the present paper were not included. In the considered scenario, it is possible to choose either m_A or $m_{H^\pm} = \sqrt{m_A^2 + M_W^2}$ as an input parameter which is renormalized on-shell accordingly. The chosen input mass for Fig. 7 is m_A . A comparison of the predicted mass from FeynHiggs-2.12.0, with ($M_{h_1}^{\text{new}}$) and without ($M_{h_1}^{\text{old}}$) incorporating our new corrections is shown. Solid lines depict the new, dashed lines the previous results. In order to illustrate the different relative sizes of our new contributions, we further plot $\tilde{M}_{h_1}^{\text{old}}$, where the FeynHiggs result for $M_{h_1}^{\text{old}}$ is supplemented with the $\mathcal{O}(\alpha_b \alpha_s)$ terms known in the MSSM with real parameters (dotted lines). The prediction with $\mu = 500 \text{ GeV}$ is shown in blue, while the resulting Higgs-boson mass using $\mu = -1500 \text{ GeV}$ is shown in red. The blue dashed and blue dotted lines are lying on top of each other which means that the $\mathcal{O}(\alpha_b \alpha_s)$ corrections are negligible in this case. The red curves show that our new corrections are significantly larger than the pure $\mathcal{O}(\alpha_b \alpha_s)$ contributions

⁶ We are very grateful to S. de Vita for providing us with those results.

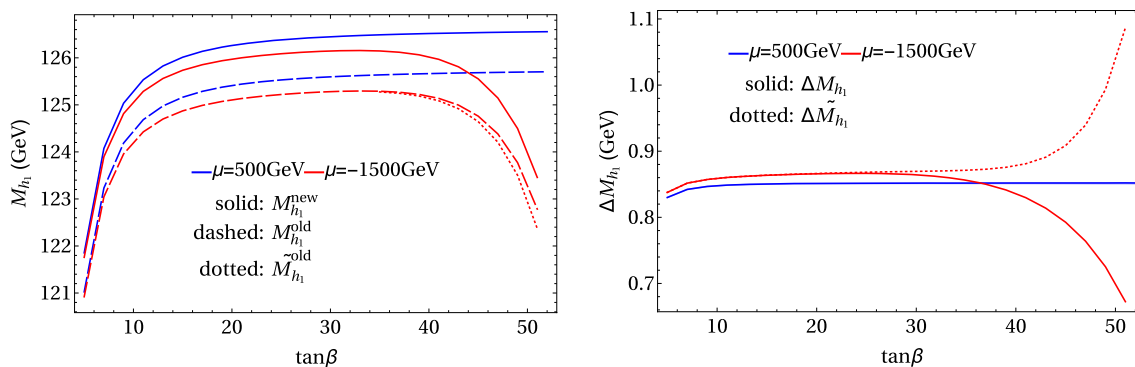


Fig. 7 Prediction for the light Higgs-boson mass M_{h_1} (left) and the mass shifts ΔM_{h_1} , $\Delta \tilde{M}_{h_1}$ [right, as defined in Eq. (5.2)] as a function of $\tan\beta$ using m_A as input mass for different values of μ . Parameters are as described in (5.3)

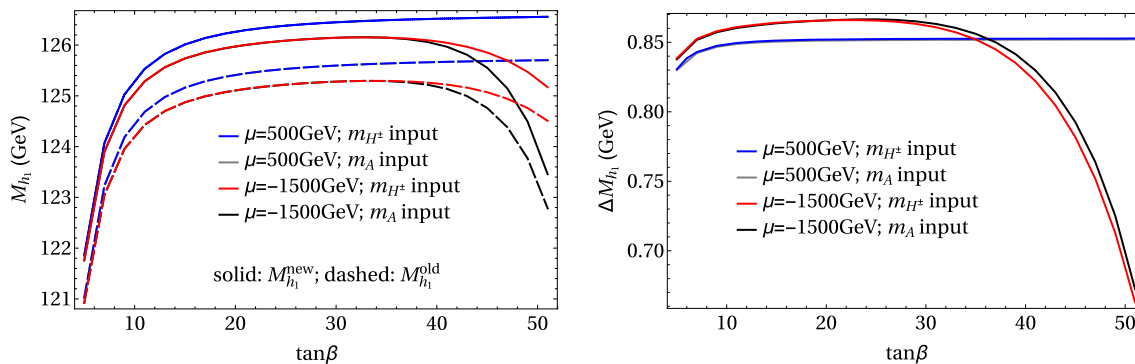


Fig. 8 Prediction for the light Higgs-boson mass M_{h_1} (left) and the mass shifts ΔM_{h_1} , $\Delta \tilde{M}_{h_1}$ [right, as defined in Eq. (5.2)] as a function of $\tan\beta$ using m_{H^\pm} as input mass for different values of μ . The black

lines show the results of Fig. 7 for $\mu = -1500$ GeV. The results of Fig. 7 for $\mu = 500$ GeV are indicated by grey lines, which are underneath the blue lines. Parameters are as described in Eq. (5.3)

and enter with different sign. They therefore overcompensate the slight downward shift induced by the pure $\mathcal{O}(\alpha_b\alpha_s)$ contributions. The differences ΔM_{h_1} and $\Delta \tilde{M}_{h_1}$, as defined in Eq. (5.2), are plotted on the right-hand side of Fig. 7. For low values of $\tan\beta$ the new corrections slightly increase and then stay constant over a wide range. Only for values $\tan\beta > 40$ and large negative μ they drop by about 20%. Values for $\tan\beta$ above the depicted range and large negative μ lead to a further rapid decrease of M_{h_1} , eventually yielding a tachyonic Higgs boson. This is due to the large bottom Yukawa coupling with resummed $\tan\beta$ -enhanced terms which can become non-perturbative in that region of the parameter space. The rise of the red dotted curve at large $\tan\beta$ reflects that this decrease happens for larger values of $\tan\beta$ once our new corrections are taken into account.

In Fig. 8 the charged Higgs mass m_{H^\pm} is used as an input parameter. The latter implies the occurrence of terms of $\mathcal{O}(\sqrt{\alpha_q}\sqrt{\alpha_o}\alpha_s)$ and corresponds to the renormalization scheme compatible with both the MSSM with real and complex parameters. On the left-hand side of Fig. 8, the blue ($\mu = 500$ GeV) and red ($\mu = -1500$ GeV) lines show the prediction for the lightest Higgs mass with (solid)

and without (dashed) our new contributions. In addition, the solid and dashed curves of Fig. 7 are indicated again as grey ($\mu = 500$ GeV) and black ($\mu = -1500$ GeV) lines. In this way, the influence of the two different renormalization schemes on the Higgs-mass prediction can be seen. While the blue and grey lines lie on top of each other over the whole range of $\tan\beta$, deviations of up to 1.5 GeV can be observed between the red and black curves in the region of large $\tan\beta$. Since the slope of the red curves for large $\tan\beta$ is smaller than for the black curves, the renormalization scheme with m_{H^\pm} as input parameter is better suited for this particular region in parameter space. On the right-hand side of Fig. 8 the mass shifts ΔM_{h_1} and $\Delta \tilde{M}_{h_1}$ resulting from our new contributions are depicted. The color coding is the same as described before. The size of the shifts is almost invariant under the exchange of m_A and m_{H^\pm} as input parameter, since only small differences between the two renormalization schemes can be noticed.

We note that setting $\mu = 1500$ GeV and using m_{H^\pm} as input, the same qualitative behavior as for the lower positive μ value can be observed, with the new contributions being of the same size as for $\mu = -1500$ GeV in the low and

intermediate $\tan\beta$ region. Furthermore, the size of the mass shift ΔM_{h_1} in Figs. 7 and 8 shows a similar tendency with respect to the chosen sfermion masses as depicted in Table 2, i.e. larger scales increase the size of the new corrections. However, for stop- and sbottom masses larger than ≈ 2 TeV logarithmic contributions of higher order also become important. Then, a resummation of these logarithms should be taken into account for an accurate Higgs-mass prediction. The gluino mass can have a sizable impact due to its appearance in the threshold correction of $\mathcal{O}(\alpha_t\alpha_s)$.⁷

5.3 Scenario 2: large $\tan\beta$

Scenarios with large values of $\tan\beta$ are particularly interesting for investigating effects of the new contributions in the bottom and sbottom sector. In that parameter region, terms proportional to the bottom Yukawa coupling can be as important as terms from the top sector. In the following, we investigate the dependence of the new contributions on various parameters at a fixed large $\tan\beta$ value. In order to be consistent with experimental constraints by ATLAS and CMS we choose a sufficiently large value of m_{H^\pm} [140, 141]. If not stated otherwise, the MSSM model parameters are

$$\begin{aligned} \tan\beta &= 50, & \mu &= -1.5 \text{ TeV}, & m_{H^\pm} &= 1.5 \text{ TeV}, \\ M_2 &= 500 \text{ GeV}, & |M_3| &= 2.5 \text{ TeV}, \\ m_{\{\tilde{t}, \tilde{b}\}_L} &= m_{\tilde{Q}_3} = 2.1 \text{ TeV}, & m_{\{\tilde{t}, \tilde{b}\}_R} &= 2 \text{ TeV}, \\ |X_t| &= 1.3 m_{\tilde{b}_R}, & |A_b| &= |A_t|, \\ m_{\{\tilde{q}, \tilde{l}\}_{(L,R)}} &= 2.5 \text{ TeV}, & A_{\{q,l\}} &= 0, \\ & & q &\in u, d, s, c, & l &\in e, \mu, \tau. \end{aligned} \quad (5.4)$$

In Fig. 9 the mass shift ΔM_{h_1} is displayed as a function of μ . Over a wide range the mass shift is nearly constant at about $\Delta M_{h_1} \approx 0.85$ GeV. Only for large negative values $\mu \lesssim -1.8$ TeV, the correction to the lightest Higgs falls steeply indicating a parameter region where the perturbative prediction for M_{h_1} becomes unreliable owing to the large value of the bottom Yukawa coupling. Thus, μ should be kept above that value. The blue line shows the effect of only the third generation quarks and squarks in our new contributions. The red line shows the result where these contributions are supplemented with the corrections of the first and second generation, neglecting the light quark masses and Yukawa couplings of the first two generations, $m_q = 0$, $q \in \{c, s, u, d\}$.

⁷ In the scenario of Eq. (5.3) the NNLL-resummation of logarithms with stop masses as implemented in FeynHiggs gives rise to an upward shift of the lightest Higgs mass M_h^{old} by ≈ 1.5 GeV over the whole range of $\tan\beta$; for stop-mass scales at 3 TeV this shift already amounts to ≈ 2.7 GeV. Changing the gluino mass from 2.5 to 4 TeV corresponds to a downward shift of the SM-like Higgs mass due to the threshold corrections of $\mathcal{O}(\alpha_t\alpha_s)$ of ≈ 0.5 GeV over the whole range of $\tan\beta$.

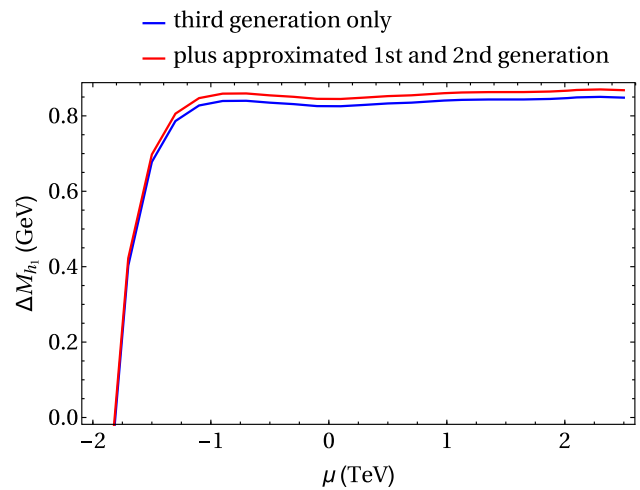


Fig. 9 Variation of the mass shift ΔM_{h_1} with μ . The blue curve shows the result including contributions only from the 3rd generation. The red line shows the result where also contributions of the 1st and 2nd generation are included using the approximation $m_q = 0$, $q \in \{c, s, u, d\}$. Parameters are as described in Eq. (5.4)

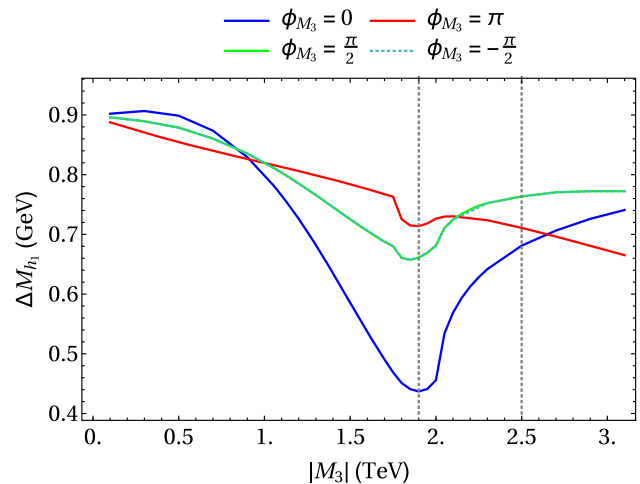


Fig. 10 Variation of the mass shift ΔM_{h_1} with the absolute value and phase of the gluino mass parameter $M_3 = |M_3| \exp(i\phi_{M_3})$. The vertical dashed lines are at $|M_3| = 1900$ and 2500 GeV. The dependence on ϕ_{M_3} at those values of $|M_3|$ is illustrated in Fig. 11. Parameters are as described in Eq. (5.4)

Accordingly, the difference between the two curves is given by the pure gauge contributions of $\mathcal{O}(\alpha\alpha_s)$ from the first and second generation. They are rather small, amounting to about 30 MeV.

The variation of ΔM_{h_1} with the gluino-mass parameter $M_3 = |M_3| \exp(i\phi_{M_3})$ is shown in Fig. 10. Close to $|M_3| \approx 1.9$ TeV, thresholds of the gluino–fermion–sfermion system can be observed, which are introduced by one-loop integrals entering via the subloop-renormalization and resummation of the bottom Yukawa coupling. The effect of varying the absolute value of the gluino-mass parameter $|M_3|$ on ΔM_{h_1} is strongest for $\phi_{M_3} = 0$ and successively weakened as ϕ_{M_3}

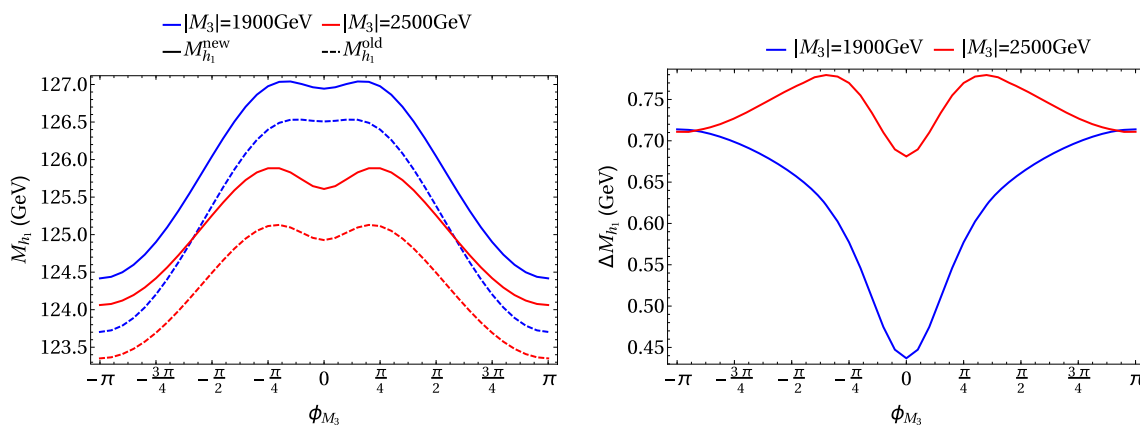


Fig. 11 Variation of the light Higgs-boson mass M_{h_1} (left) and the mass shift ΔM_{h_1} (right) with the gluino phase ϕ_{M_3} , while all other phases are set to zero. Parameters are as described in Eq. (5.4)

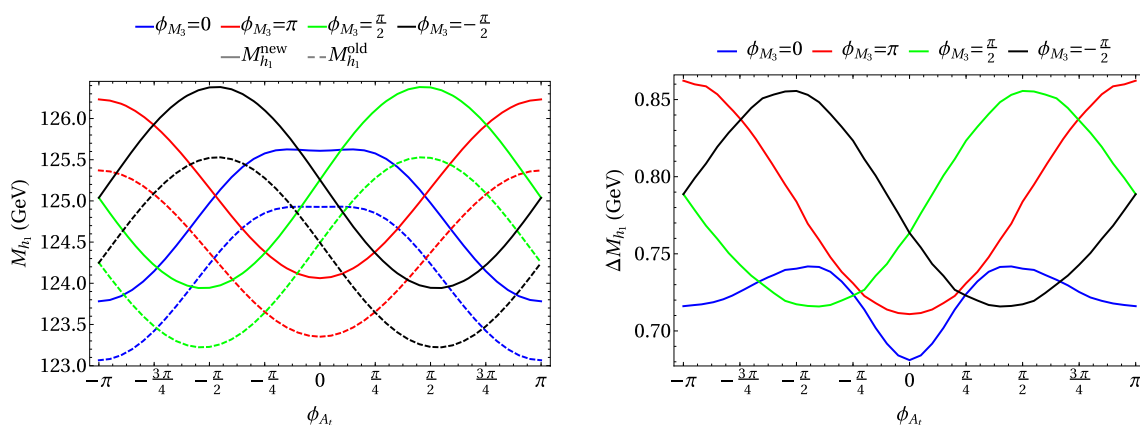


Fig. 12 Variation of the light Higgs-boson mass M_{h_1} (left) and the mass shift ΔM_{h_1} (right) with the phase ϕ_{A_t} for different ϕ_{M_3} and $\phi_{A_b} = 0$. Parameters are as described in Eq. (5.4)

approaches π . The results for $\phi_{M_3} = \pm \frac{\pi}{2}$ almost lie on top of each other.

In Figs. 11, 12 and 13 the dependence on the three phases ϕ_{M_3} , ϕ_{A_t} and ϕ_{A_b} is displayed, respectively. The impact of the new (solid) corrections in comparison with the ones implemented so far in FeynHiggs (dashed) are shown for the lightest Higgs-boson mass on the left-hand side of each figure, while the differences ΔM_{h_1} are shown on the right-hand side. Comparing to the MSSM with real parameters, where the phases are equal to zero or π , sizable differences for the prediction of the lightest Higgs-boson mass are visible. Concerning the total variation of M_{h_1} including all now available corrections, the impact of the phases ϕ_{A_t} and ϕ_{M_3} is seen to be rather large with effects that can exceed 2 GeV, while varying the phase ϕ_{A_b} yields only rather small shifts of ≈ 0.2 GeV.

The prediction for M_{h_1} as function of ϕ_{M_3} shown in Fig. 11 is symmetric with respect to the sign of ϕ_{M_3} . The variation of ΔM_{h_1} with ϕ_{M_3} is shown on the right-hand side of Fig. 11. The pronounced dependence on the absolute value of $|M_3|$

seen in Fig. 10 can be observed again. The variation of ϕ_{M_3} changes ΔM_{h_1} by up to 250 MeV for an $|M_3|$ value around the gluino–fermion–sfermion threshold, while for $|M_3| = 2.5$ GeV ΔM_{h_1} is shifted only by up to 70 MeV.

The phase dependence of ΔM_{h_1} on ϕ_{A_t} and ϕ_{A_b} is shown on the right-hand side of Figs. 12 and 13, respectively. The variation of ΔM_{h_1} with ϕ_{A_t} and ϕ_{A_b} is seen to be rather small. It reaches up to 150 MeV for the phase ϕ_{A_t} and up to 50 MeV for ϕ_{A_b} . It should be noted that the results for $\phi_{M_3} = \pm \frac{\pi}{2}$ lie on top of each other in Fig. 13. While the variation with ϕ_{A_b} is rather small for any non-zero ϕ_{M_3} , the variation with ϕ_{A_t} is minimal for $\phi_{M_3} = 0$ and maximal for $\phi_{M_3} = \pi$. Using different values of ϕ_{A_b} (and keeping ϕ_{M_3} fixed) has only a small effect on the variation of ΔM_{h_1} with ϕ_{A_t} . The corresponding plot is therefore not shown here.

5.4 Scenario 3: low M_H

In the low- M_H scenario the observed SM-like Higgs boson with a mass of about 125 GeV can be identified with the next-

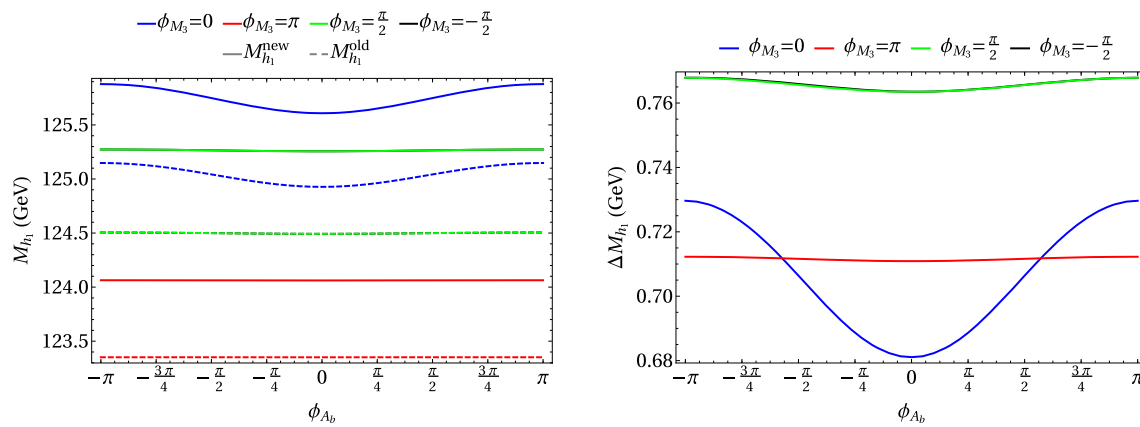


Fig. 13 Variation of the light Higgs-boson mass M_{h_1} (left) and the mass shift ΔM_{h_1} (right) with the phase ϕ_{A_b} for different ϕ_{M_3} and $\phi_{A_t} = 0$. The results for $\phi_{M_3} = \pm \frac{\pi}{2}$ lie on top of each other. Parameters are as described in Eq. (5.4)

to-lightest neutral CP -even Higgs boson of the MSSM, see Ref. [5] for a recent update. We choose the following MSSM model parameters,

$$\begin{aligned} \tan \beta &= 6.5, \quad \mu = 5 \text{ TeV}, \\ M_2 &= 300 \text{ GeV}, \quad |M_3| = 1.5 \text{ TeV}, \\ m_{\tilde{t}, \tilde{b}}{}_{(L,R)} &= 750 \text{ GeV}, \quad m_{\tilde{\tau}}{}_{(L,R)} = 500 \text{ GeV}, \\ m_{\tilde{q}}{}_{(L,R)} &= 1.5 \text{ TeV}, \quad m_{\tilde{l}}{}_{(L,R)} = 250 \text{ GeV}, \\ A_t = A_b = A_\tau &= -70 \text{ GeV}, \quad A_{\{q,l\}} = 0, \quad q \in u, d, s, c, \\ l &\in e, \mu. \end{aligned} \quad (5.5)$$

Compared to the original scenario in [5] we had to choose a smaller value of μ in order to avoid a tachyonic lightest Higgs boson for a charged Higgs mass $m_{H^\pm} \approx 160 \text{ GeV}$. Our value for $\tan \beta$ is chosen such that the scenario is valid according to Fig. 26 of [5].

In Fig. 14 the three neutral Higgs-boson masses are depicted, varying the charged Higgs-boson mass m_{H^\pm} which is used as an input parameter. The light green band illustrates the mass range of $125 \pm 3 \text{ GeV}$; it should be interpreted as a rough indication of the mass range which is theoretically in agreement with the detected Higgs boson. Up to $m_{H^\pm} \lesssim 188 \text{ GeV}$ the heavier Higgs h_2 could be associated with the discovered Higgs-like particle; however, as can be seen in the low- $M_H^{\text{alt}+}$ scenario in Fig. 26 of [5], our choice of μ and $\tan \beta$ is already excluded for a charged Higgs mass $m_{H^\pm} = 185 \text{ GeV}$. Yet, scenarios with values of m_{H^\pm} closer to or below m_t are still allowed. In this region the new corrections presented here have a negligible impact on M_{h_2} , but lead to a downward shift of about 1 GeV for both M_{h_1} and M_{h_3} .

As shown in Fig. 15, using a non-zero value of the gluino phase of $\phi_{M_3} = \pi/2$ or $\phi_{M_3} = \pi$ shifts all three neutral Higgs masses to larger values as compared to the case $\phi_{M_3} = 0$. For better comparison, the results of Fig. 14 are underlaid in grey.

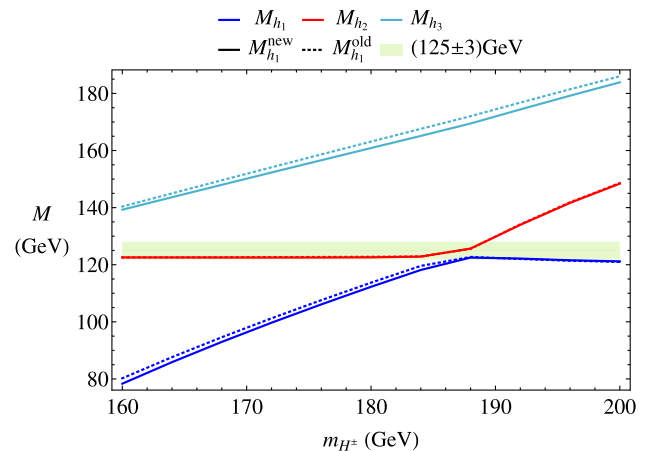


Fig. 14 Variation of the three neutral Higgs-boson masses M_{h_i} with the charged Higgs boson mass m_{H^\pm} . The results for $M_{h_i}^{\text{new}}$ are shown as full lines and those for $M_{h_i}^{\text{old}}$ as dotted lines. Parameters are as described in Eq. (5.5)

The numerical impact of the new contributions presented here rises with increasing ϕ_{M_3} . For $\phi_{M_3} = \pi$ all neutral Higgs masses can receive large corrections of up to 5 GeV.

6 Conclusions

We have computed the full two-loop QCD corrections to the lightest Higgs-boson mass in the MSSM with complex parameters. Compared to previous works, this primarily involves going beyond the gaugeless limit, and including a finite bottom-quark mass; furthermore the momentum dependence of loop integrals is taken into account. On the technical side, this involves the computation of 177 different mass topologies evaluated at different kinematical configurations, amounting to a total of 513 two-point two-loop integrals with up to five mass scales. These integrals have been computed numerically with the program *SecDec*.

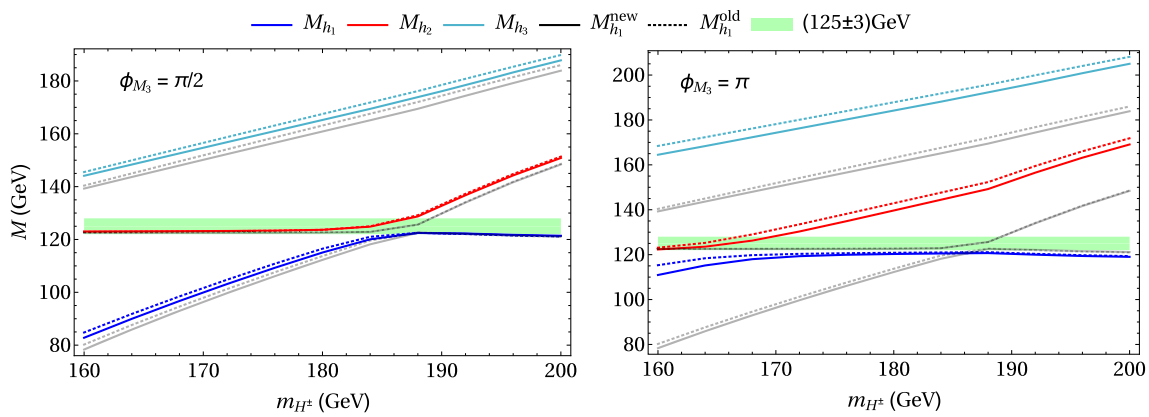


Fig. 15 Variation of the three neutral Higgs-boson masses M_{h_i} with the charged Higgs boson mass m_{H^\pm} for non-zero phases ϕ_{M_3} . The results for $M_{h_i}^{new}$ are shown as full lines and those for $M_{h_i}^{old}$ as dotted lines.

The results of Fig. 14 with $\phi_{M_3} = 0$ are depicted in grey for reference. Parameters are as described in Eq. (5.5)

In the first part of our numerical analysis, we have compared our results with earlier result in the literature taking the appropriate limit of real parameters and/or vanishing external momentum of our results. We have found very good agreement with the existing results in the appropriate limit if the same renormalization scheme is employed. The contributions evaluated in this paper yield a shift in the lightest Higgs-boson mass at the level of 1 GeV, where the impact has been seen to be more pronounced for an increasing mass scale of the stops.

We have furthermore investigated the dependence of the new corrections on $\tan \beta$ choosing different values of the μ -parameter as well as different renormalization schemes. For a large negative μ the corrections are generally larger and amount to around 0.9 GeV in M_{h_1} . The corrections are largest for $10 < \tan \beta < 30$, decrease by 3% for lower values and by about 20% beyond $\tan \beta = 30$.

We find non-vanishing mixed up- and down-type Yukawa corrections in the charged Higgs-boson self-energy correction entering the mass predictions for the neutral Higgs bosons as renormalization constant if the charged Higgs mass m_{H^\pm} instead of the neutral \mathcal{CP} -odd mass m_A is chosen as an input parameter. We have compared the mass prediction for the lightest Higgs boson in both schemes and have found good agreement in general. However, using the charged Higgs mass as an input parameter yields better numerical stability at large $\tan \beta$ and large negative μ .

The Yukawa contributions scale according to their Yukawa couplings, leading to much smaller contributions from the first and second generation quarks and squarks. The pure gauge terms of $\mathcal{O}(\alpha\alpha_s)$ in the limit of massless quarks are found to be of similar small size, below 20 MeV for one generation.

Analyzing the dependence on the gluino mass, we have found maximal shifts of ≈ 900 MeV in M_{h_1} . The correc-

tions show a sensitive dependence on the gluino–fermion–sfermion threshold, which enters via the counterterms of our renormalization scheme, and the gluino phase. For the μ -parameter a mass shift of the lightest Higgs by ≈ 850 MeV is found over large regions of parameter space.

Concerning the impact of the three phases ϕ_{M_3} , ϕ_{A_t} and ϕ_{A_b} , we find significant effects in our new corrections from varying the gluino phase and the phase of A_t . For ϕ_{M_3} the phase dependence becomes particularly pronounced in the threshold region of the gluino–fermion–sfermion system, as mentioned above.

Besides scenarios where the lightest neutral Higgs boson in the spectrum of the MSSM is the SM-like state that can be identified with the detected Higgs signal, we have also analyzed the impact of the newly computed contributions on the Higgs-mass predictions for the three neutral Higgs bosons within the low- M_H scenario for different values of the gluino phase ϕ_{M_3} . We have found mass corrections of ≈ 1 GeV for $\phi_{M_3} = 0$ and up to ≈ 5 GeV for $\phi_{M_3} = \pi$ in this case.

Accordingly, we have found that the subleading two-loop contributions that we have evaluated in this paper yield a shift in the prediction for the mass of the light SM-like Higgs boson of the MSSM of up to the level of 1 GeV. The size of the correction sensitively depends on the mass scales of the stops and sbottoms, on the absolute value and phase of the gluino mass parameter, as well as on the absolute value and phase of the trilinear coupling in the stop sector (and to a lesser extent on the trilinear coupling in the sbottom sector). While these findings of course have an impact on the remaining theoretical uncertainties from unknown higher-order corrections, we do not attempt to provide an improved estimate of the remaining uncertainties here. Such an improved estimate should be based on a combination of the fixed-order result considered here with a resummation of higher-order loga-

rithmic contributions. We leave such an analysis to future work.

It should be noted in this context that our results for the corrections of $\mathcal{O}(\alpha_s)$ beyond the gaugeless limit cannot be used directly to infer the possible size of the corresponding contributions of $\mathcal{O}(\alpha^2)$ to the Higgs-boson spectrum, which are unknown up to now. This is due to the fact that the requirement of a strong coupling in the corrections that we have evaluated significantly constrains the structure of the contributing Feynman diagrams, while additional classes of contributions will have to be taken into account for a full calculation of the corrections of $\mathcal{O}(\alpha^2)$.

The new contributions evaluated in this paper will be made publicly available in the program `FeynHiggs`.

Acknowledgements We are grateful to S. Di Vita for providing us with results for a detailed comparison with Ref. [54]. We thank T. Hahn, S. Heinemeyer, W. Hollik and P. Slavich for helpful discussions. S. B. gratefully acknowledges financial support by the ERC Advanced Grant MC@NNLO (340983) and ERC Starting Grant “MathAm” (39568) during different stages of this project. The work of S. P. has been supported by the Collaborative Research Center SFB 676 of the DFG, “Particles, Strings and the Early Universe”, and by the ANR Grant “HiggsAutomator” (ANR-15-CE31-0002) during different stages of the project. The work of G. W. has been supported in part by the DFG through the SFB 676 “Particles, Strings and the Early Universe” and by the European Commission through the “HiggsTools” Initial Training Network PITN-GA-2012-316704.

Open Access This article is distributed under the terms of the Creative Commons Attribution 4.0 International License (<http://creativecommons.org/licenses/by/4.0/>), which permits unrestricted use, distribution, and reproduction in any medium, provided you give appropriate credit to the original author(s) and the source, provide a link to the Creative Commons license, and indicate if changes were made. Funded by SCOAP³.

References

- ATLAS Collaboration, Phys. Lett. B **716**, 1 (2012). [arXiv:1207.7214](#)
- CMS Collaboration, Phys. Lett. B **716**, 30 (2012). [arXiv:1207.7235](#)
- ATLAS Collaboration, CMS Collaboration, D. Sperka, 53rd Rencontres de Moriond, March 2018, La Thuile, Italy. Measurements of the BEH scalar mass and other couplings in ATLAS and CMS
- ATLAS Collaboration, CMS Collaboration, JHEP **08**, 045 (2016). [arXiv:1606.02266](#)
- P. Bechtle, H. Haber, S. Heinemeyer, O. Stål, T. Stefaniak, G. Weiglein, L. Zeune, Eur. Phys. J. C **77**, 67 (2017). [arXiv:1608.00638](#)
- A. Pilaftsis, Phys. Rev. D **58**, 096010 (1998). [arXiv:hep-ph/9803297](#)
- D. Demir, Phys. Rev. D **60**, 055006 (1999). [arXiv:hep-ph/9901389](#)
- A. Pilaftsis, C. Wagner, Nucl. Phys. B **553**, 3 (1999). [arXiv:hep-ph/9902371](#)
- S. Heinemeyer, Eur. Phys. J. C **22**, 521 (2001). [arXiv:hep-ph/0108059](#)
- M. Frank, T. Hahn, S. Heinemeyer, W. Hollik, H. Rzehak, G. Weiglein, JHEP **0702**, 047 (2007). [arXiv:hep-ph/0611326](#)
- G. Degrossi, S. Heinemeyer, W. Hollik, P. Slavich, G. Weiglein, Eur. Phys. J. C **28**, 133 (2003). [arXiv:hep-ph/0212020](#)
- S. Heinemeyer, W. Hollik, G. Weiglein, Eur. Phys. J. C **9**, 343 (1999). [arXiv:hep-ph/9812472](#)
- S. Heinemeyer, W. Hollik, G. Weiglein, Phys. Rev. D **58**, 091701 (1998). [arXiv:hep-ph/9803277](#)
- S. Heinemeyer, W. Hollik, G. Weiglein, Phys. Lett. B **455**, 179 (1999). [arXiv:hep-ph/9903404](#)
- H. Haber, R. Hempfling, Phys. Rev. Lett. **66**, 1815 (1991)
- J. Ellis, G. Ridolfi, F. Zwirner, Phys. Lett. B **257**, 83 (1991)
- Y. Okada, M. Yamaguchi, T. Yanagida, Prog. Theor. Phys. **85**, 1 (1991)
- Y. Okada, M. Yamaguchi, T. Yanagida, Phys. Lett. B **262**, 54 (1991)
- J. Ellis, G. Ridolfi, F. Zwirner, Phys. Lett. B **262**, 477 (1991)
- K. Sasaki, M. Carena, C. Wagner, Nucl. Phys. B **381**, 66 (1992)
- P. Chankowski, S. Pokorski, J. Rosiek, Phys. Lett. B **274**, 191 (1992)
- A. Brignole, Phys. Lett. B **281**, 284 (1992)
- R. Hempfling, A. Hoang, Phys. Lett. B **331**, 99 (1994). [arXiv:hep-ph/9401219](#)
- J. Casas, J. Espinosa, M. Quiros, A. Riotto, Nucl. Phys. B **436**, 3 (1995). [arXiv:hep-ph/9407389](#). [Erratum: Nucl. Phys. B **439**, 466 (1995)]
- A. Dabelstein, Z. Phys. C **67**, 495 (1995). [arXiv:hep-ph/9409375](#)
- M. Carena, J. Espinosa, M. Quiros, C. Wagner, Phys. Lett. B **355**, 209 (1995). [arXiv:hep-ph/9504316](#)
- M. Carena, M. Quiros, C. Wagner, Nucl. Phys. B **461**, 407 (1996). [arXiv:hep-ph/9508343](#)
- D. Pierce, J. Bagger, K. Matchev, R. Zhang, Nucl. Phys. B **491**, 3 (1997). [arXiv:hep-ph/9606211](#)
- H. Haber, R. Hempfling, A. Hoang, Z. Phys. C **75**, 539 (1997). [arXiv:hep-ph/9609331](#)
- S. Heinemeyer, W. Hollik, G. Weiglein, Phys. Lett. B **440**, 296 (1998). [arXiv:hep-ph/9807423](#)
- R. Zhang, Phys. Lett. B **447**, 89 (1999). [arXiv:hep-ph/9808299](#)
- J. Espinosa, R. Zhang, JHEP **03**, 026 (2000). [arXiv:hep-ph/9912236](#)
- M. Carena, H. Haber, S. Heinemeyer, W. Hollik, C. Wagner, G. Weiglein, Nucl. Phys. B **580**, 29 (2000). [arXiv:hep-ph/0001002](#)
- J. Espinosa, R. Zhang, Nucl. Phys. B **586**, 3 (2000). [arXiv:hep-ph/0003246](#)
- J. Espinosa, I. Navarro, Nucl. Phys. B **615**, 82 (2001). [arXiv:hep-ph/0104047](#)
- G. Degrossi, P. Slavich, F. Zwirner, Nucl. Phys. B **611**, 403 (2001). [arXiv:hep-ph/0105096](#)
- S. Martin, Phys. Rev. D **65**, 116003 (2002). [arXiv:hep-ph/0111209](#)
- A. Brignole, G. Degrossi, P. Slavich, F. Zwirner, Nucl. Phys. B **631**, 195 (2002). [arXiv:hep-ph/0112177](#)
- A. Dedes, P. Slavich, Nucl. Phys. B **657**, 333 (2003). [arXiv:hep-ph/0212132](#)
- S. Martin, Phys. Rev. D **66**, 096001 (2002). [arXiv:hep-ph/0206136](#)
- A. Dedes, G. Degrossi, P. Slavich, Nucl. Phys. B **672**, 144 (2003). [arXiv:hep-ph/0305127](#)
- S. Heinemeyer, W. Hollik, H. Rzehak, G. Weiglein, Eur. Phys. J. C **39**, 465 (2005). [arXiv:hep-ph/0411114](#)
- S. Martin, Phys. Rev. D **68**, 075002 (2003). [arXiv:hep-ph/0307101](#)
- S. Martin, Phys. Rev. D **70**, 016005 (2004). [arXiv:hep-ph/0312092](#)
- B. Allanach, A. Djouadi, J. Kneur, W. Porod, P. Slavich, JHEP **09**, 044 (2004). [arXiv:hep-ph/0406166](#)
- S. Heinemeyer, W. Hollik, G. Weiglein, Phys. Rep. **425**, 265 (2006). [arXiv:hep-ph/0412214](#)

47. S. Martin, Phys. Rev. D **71**, 116004 (2005). [arXiv:hep-ph/0502168](#)
48. S. Martin, D. Robertson, Comput. Phys. Commun. **174**, 133 (2006). [arXiv:hep-ph/0501132](#)
49. R. Harlander, P. Kant, L. Mihaila, M. Steinhauser, Phys. Rev. Lett. **100**, 191602 (2008). [arXiv:0803.0672](#)
50. P. Kant, R. Harlander, L. Mihaila, M. Steinhauser, JHEP **1008**, 104 (2010). [arXiv:1005.5709](#)
51. A. Brignole, G. Degrassi, P. Slavich, F. Zwirner, Nucl. Phys. B **643**, 79 (2002). [arXiv:hep-ph/0206101](#)
52. R. Harlander, J. Klappert, A. Voigt, Eur. Phys. J. C **77**, 814 (2017). [arXiv:1708.05720](#)
53. S. Borowka, T. Hahn, S. Heinemeyer, G. Heinrich, W. Hollik, Eur. Phys. J. C **74**, 2994 (2014). [arXiv:1404.7074](#)
54. G. Degrassi, S. Di Vita, P. Slavich, Eur. Phys. J. C **75**, 61 (2015). [arXiv:1410.3432](#)
55. S. Borowka, T. Hahn, S. Heinemeyer, G. Heinrich, W. Hollik, Eur. Phys. J. C **75**, 424 (2015). [arXiv:1505.03133](#)
56. P. Draper, G. Lee, C. Wagner, Phys. Rev. D **89**, 055023 (2014). [arXiv:1312.5743](#)
57. J. Pardo Vega, G. Villadoro, JHEP **07**, 159 (2015). [arXiv:1504.05200](#)
58. G. Lee, C. Wagner, (2015). [arXiv:1508.00576](#)
59. T. Hahn, S. Heinemeyer, W. Hollik, H. Rzehak, G. Weiglein, Phys. Rev. Lett. **112**, 141801 (2014). [arXiv:1312.4937](#)
60. H. Bahl, W. Hollik, Eur. Phys. J. C **76**, 499 (2016). [arXiv:1608.01880](#)
61. H. Bahl, S. Heinemeyer, W. Hollik, G. Weiglein, (2017). [arXiv:1706.00346](#)
62. P. Athron, J. Park, T. Stuedtner, D. Stöckinger, A. Voigt, (2016). [arXiv:1609.00371](#)
63. E. Bagnaschi, G.F. Giudice, P. Slavich, A. Strumia, JHEP **09**, 092 (2014). [arXiv:1407.4081](#)
64. E. Bagnaschi, J. Pardo Vega, P. Slavich, Eur. Phys. J. C **77**, 334 (2017). [arXiv:1703.08166](#)
65. S. Martin, Phys. Rev. D **67**, 095012 (2003). [arXiv:hep-ph/0211366](#)
66. S. Martin, Phys. Rev. D **71**, 016012 (2005). [arXiv:hep-ph/0405022](#)
67. S. Martin, Phys. Rev. D **75**, 055005 (2007). [arXiv:hep-ph/0701051](#)
68. S. Choi, M. Drees, J. Lee, Phys. Lett. B **481**, 57 (2000). [arXiv:hep-ph/0002287](#)
69. T. Ibrahim, P. Nath, Phys. Rev. D **63**, 035009 (2001). [arXiv:hep-ph/0008237](#)
70. T. Ibrahim, P. Nath, Phys. Rev. D **66**, 015005 (2002). [arXiv:hep-ph/0204092](#)
71. M. Carena, J. Ellis, A. Pilaftsis, C. Wagner, Nucl. Phys. B **586**, 92 (2000). [arXiv:hep-ph/0003180](#)
72. S. Heinemeyer, W. Hollik, H. Rzehak, G. Weiglein, Phys. Lett. B **652**, 300 (2007). [arXiv:0705.0746](#)
73. W. Hollik, S. Paßehr, Phys. Lett. B **733**, 144 (2014). [arXiv:1401.8275](#)
74. W. Hollik, S. Paßehr, JHEP **10**, 171 (2014). [arXiv:1409.1687](#)
75. S. Paßehr, G. Weiglein, (2017). [arXiv:1705.07909](#)
76. M. Goodsell, F. Staub, Eur. Phys. J. C **77**, 46 (2017). [arXiv:1604.05335](#)
77. S. Liebler, S. Patel, G. Weiglein, Eur. Phys. J. C **77**, 305 (2017). [arXiv:1611.09308](#)
78. S. Heinemeyer, W. Hollik, G. Weiglein, Comput. Phys. Commun. **124**, 76 (2000). [arXiv:hep-ph/9812320](#)
79. J. Lee, A. Pilaftsis, M. Carena, S. Choi, M. Drees, J. Ellis, C. Wagner, Comput. Phys. Commun. **156**, 283 (2004). [arXiv:hep-ph/0307377](#)
80. K. Williams, H. Rzehak, G. Weiglein, Eur. Phys. J. C **71**, 1669 (2011). [arXiv:1103.1335](#)
81. A.C.M.E. Collaboration, Science **343**, 269 (2014). [arXiv:1310.7534](#)
82. M. Pospelov, A. Ritz, Ann. Phys. **318**, 119 (2005). [arXiv:hep-ph/0504231](#)
83. J. Pendlebury et al., Phys. Rev. D **92**, 092003 (2015). [arXiv:1509.04411](#)
84. C. Baker et al., Phys. Rev. Lett. **97**, 131801 (2006). [arXiv:hep-ex/0602020](#)
85. C. Baker et al., Phys. Rev. Lett. **98**, 149102 (2007). [arXiv:0704.1354](#)
86. A. Serebrov et al., Phys. Rev. C **92**, 055501 (2015)
87. B. Graner, Y. Chen, E. Lindahl, B. Heckel, Phys. Rev. Lett. **116**, 161601 (2016). [arXiv:1601.04339](#). [Erratum: Phys. Rev. Lett. **119**(11), 119901 (2017)]
88. N. Yamanaka, B. Sahoo, N. Yoshinaga, T. Sato, K. Asahi, B. Das, Eur. Phys. J. A **53**, 54 (2017). [arXiv:1703.01570](#)
89. P. Drechsel, L. Galeta, S. Heinemeyer, G. Weiglein, Eur. Phys. J. C **77**, 42 (2017). [arXiv:1601.08100](#)
90. P. Drechsel, R. Gröber, S. Heinemeyer, M. Mühlleitner, H. Rzehak, G. Weiglein, Eur. Phys. J. C **77**, 366 (2017). [arXiv:1612.07681](#)
91. F. Domingo, P. Drechsel, S. Paßehr, Eur. Phys. J. C **77**, 562 (2017). [arXiv:1706.00437](#)
92. G. Weiglein, R. Scharf, M. Böhm, Nucl. Phys. B **416**, 606 (1994). [arXiv:hep-ph/9310358](#)
93. T. Hahn, S. Paßehr, Comput. Phys. Commun. **214**, 91 (2017). [arXiv:1508.00562](#)
94. J. Carter, G. Heinrich, Comput. Phys. Commun. **182**, 1566 (2011). [arXiv:1011.5493](#)
95. S. Borowka, J. Carter, G. Heinrich, Comput. Phys. Commun. **184**, 396 (2013). [arXiv:1204.4152](#)
96. S. Borowka, G. Heinrich, Comput. Phys. Commun. **184**, 2552 (2013). [arXiv:1303.1157](#)
97. T. Hahn, S. Heinemeyer, W. Hollik, H. Rzehak, G. Weiglein, Nucl. Phys. Proc. Suppl. **205–206**, 152 (2010). [arXiv:1007.0956](#)
98. R.D. Peccei, H.R. Quinn, Phys. Rev. Lett. **38**, 1440 (1977)
99. S. Dimopoulos, S.D. Thomas, Nucl. Phys. B **465**, 23 (1996). [arXiv:hep-ph/9510220](#)
100. E. Fuchs, G. Weiglein, JHEP **09**, 079 (2017). [arXiv:1610.06193](#)
101. J. Küblbeck, M. Böhm, A. Denner, Comput. Phys. Commun. **60**, 165 (1990)
102. T. Hahn, Comput. Phys. Commun. **140**, 418 (2001). [arXiv:hep-ph/0012260](#)
103. A. von Manteuffel, C. Studerus, (2012). [arXiv:1201.4330](#)
104. T. Hahn, M. Pérez-Victoria, Comput. Phys. Commun. **118**, 153 (1999). [arXiv:hep-ph/9807565](#)
105. A. Freitas, D. Stockinger, Phys. Rev. D **66**, 095014 (2002). [arXiv:hep-ph/0205281](#)
106. M. Sperling, D. Stöckinger, A. Voigt, JHEP **07**, 132 (2013). [arXiv:1305.1548](#)
107. M. Sperling, D. Stöckinger, A. Voigt, JHEP **01**, 068 (2014). [arXiv:1310.7629](#)
108. N. Baro, F. Boudjema, A. Semenov, Phys. Rev. D **78**, 115003 (2008). [arXiv:0807.4668](#)
109. S. Heinemeyer, H. Rzehak, C. Schappacher, Phys. Rev. D **82**, 075010 (2010). [arXiv:1007.0689](#)
110. T. Banks, Nucl. Phys. B **303**, 172 (1988)
111. L. Hall, R. Rattazzi, U. Sarid, Phys. Rev. D **50**, 7048 (1994). [arXiv:hep-ph/9306309](#)
112. R. Hempfling, Phys. Rev. D **49**, 6168 (1994)
113. M. Carena, M. Olechowski, S. Pokorski, C. Wagner, Nucl. Phys. B **426**, 269 (1994). [arXiv:hep-ph/9402253](#)
114. M. Carena, D. Garcia, U. Nierste, C. Wagner, Nucl. Phys. B **577**, 88 (2000). [arXiv:hep-ph/9912516](#)
115. H. Eberl, K. Hidaka, S. Kraml, W. Majerotto, Y. Yamada, Phys. Rev. D **62**, 055006 (2000). [arXiv:hep-ph/9912463](#)

116. T. Takagi, *Jpn. J. Math.* **1**, 83 (1927)
117. S. Bloch, P. Vanhove, *J. Number Theory* **148**, 328 (2015). [arXiv:1309.5865](#)
118. S. Bloch, M. Kerr, P. Vanhove, *Compos. Math.* **151**, 2329 (2015). [arXiv:1406.2664](#)
119. L. Adams, C. Bogner, S. Weinzierl, *J. Math. Phys.* **54**, 052303 (2013). [arXiv:1302.7004](#)
120. E. Remiddi, L. Tancredi, *Nucl. Phys. B* **880**, 343 (2014). [arXiv:1311.3342](#)
121. L. Adams, C. Bogner, S. Weinzierl, *J. Math. Phys.* **56**, 072303 (2015). [arXiv:1504.03255](#)
122. L. Adams, C. Bogner, S. Weinzierl, *J. Math. Phys.* **57**, 032304 (2016). [arXiv:1512.05630](#)
123. S. Bloch, M. Kerr, P. Vanhove, (2016). [arXiv:1601.08181](#)
124. E. Remiddi, L. Tancredi, *Nucl. Phys. B* **907**, 400 (2016). [arXiv:1602.01481](#)
125. L. Adams, C. Bogner, A. Schweitzer, S. Weinzierl, *J. Math. Phys.* **57**, 122302 (2016). [arXiv:1607.01571](#)
126. J. Brödel, C. Duhr, F. Dulat, L. Tancredi, (2017). [arXiv:1712.07095](#)
127. S. Agrawal, T. Hahn, E. Mirabella, *J. Phys. Conf. Ser.* **368**, 012054 (2012). [arXiv:1112.0124](#)
128. T. Hahn, *Comput. Phys. Commun.* **168**, 78 (2005). [arXiv:hep-ph/0404043](#)
129. M. Carena, S. Heinemeyer, O. Stål, C.E.M. Wagner, G. Weiglein, *Eur. Phys. J. C* **73**, 2552 (2013). [arXiv:1302.7033](#)
130. A. Arbey, J. Ellis, R. Godbole, F. Mahmoudi, *Eur. Phys. J. C* **75**, 85 (2015). [arXiv:1410.4824](#)
131. E. Bagnaschi, R. Harlander, S. Liebler, H. Mantler, P. Slavich, A. Vicini, *JHEP* **06**, 167 (2014). [arXiv:1404.0327](#)
132. J. Frere, T. Jones, S. Raby, *Nucl. Phys. B* **222**, 11 (1983)
133. J. Gunion, H. Haber, M. Sher, *Nucl. Phys. B* **306**, 1 (1988)
134. J. Casas, A. Lleyda, C. Muñoz, *Nucl. Phys. B* **471**, 3 (1996). [arXiv:hep-ph/9507294](#)
135. J. Hisano, M. Nagai, P. Paradisi, *Phys. Lett. B* **642**, 510 (2006). [arXiv:hep-ph/0606322](#)
136. J. Hisano, M. Nagai, P. Paradisi, *Phys. Rev. D* **78**, 075019 (2008). [arXiv:0712.1285](#)
137. J. Hisano, M. Nagai, P. Paradisi, *Phys. Rev. D* **80**, 095014 (2009). [arXiv:0812.4283](#)
138. J. Camargo-Molina, B. O'Leary, W. Porod, F. Staub, *Eur. Phys. J. C* **73**, 2588 (2013). [arXiv:1307.1477](#)
139. W.G. Hollik, *JHEP* **08**, 126 (2016). [arXiv:1606.08356](#)
140. C.M.S. Collaboration, *JHEP* **10**, 160 (2014). [arXiv:1408.3316](#)
141. ATLAS Collaboration, (2016). CDS 2206278