

CERN-EP-2017-267  
2018/03/16

CMS-BPH-15-005

# Measurement of quarkonium production cross sections in pp collisions at $\sqrt{s} = 13$ TeV

The CMS Collaboration\*

## Abstract

Differential production cross sections of prompt  $J/\psi$  and  $\psi(2S)$  charmonium and  $Y(nS)$  ( $n = 1, 2, 3$ ) bottomonium states are measured in proton-proton collisions at  $\sqrt{s} = 13$  TeV, with data collected by the CMS detector at the LHC, corresponding to an integrated luminosity of  $2.3 \text{ fb}^{-1}$  for the  $J/\psi$  and  $2.7 \text{ fb}^{-1}$  for the other mesons. The five quarkonium states are reconstructed in the dimuon decay channel, for dimuon rapidity  $|y| < 1.2$ . The double-differential cross sections for each state are measured as a function of  $y$  and transverse momentum, and compared to theoretical expectations. In addition, ratios are presented of cross sections for prompt  $\psi(2S)$  to  $J/\psi$ ,  $Y(2S)$  to  $Y(1S)$ , and  $Y(3S)$  to  $Y(1S)$  production.

*Published in Physics Letters B as doi:10.1016/j.physletb.2018.02.033.*



# 1 Introduction

Since the discovery of heavy-quark bound states, quarkonium production in hadronic collisions has been the subject of many theoretical and experimental studies. A well established theoretical framework to describe quarkonium production is nonrelativistic quantum chromodynamics (NRQCD) [1–3], an effective theory that assumes that the mechanism can be factorized in two steps. In the first step, a heavy quark-antiquark pair is produced in a given spin and orbital angular momentum state, either in a color-singlet or color-octet configuration. The corresponding parton-level cross sections, usually called short-distance coefficients (SDCs), are functions of the kinematics of the state and can be calculated perturbatively, presently up to next-to-leading order (NLO) [4–7]. In the second step, the quark-antiquark pairs bind into the final quarkonium states through a nonperturbative hadronization process, with transition probabilities determined by process-independent long-distance matrix elements (LDMEs). Unlike the SDCs, the LDMEs are presently not calculable and must be obtained through fits to experimental data [4–9]. Until recently, for directly produced S-wave quarkonia, the color-octet  $^3S_1$  term was thought to dominate, which would result in a strong transverse polarization of the mesons relative to their direction of motion (helicity frame) at large transverse momentum,  $p_T$ .

Experiments at the CERN LHC have provided measurements of the production of the S-wave quarkonium states  $\eta_c(1S)$ ,  $J/\psi$ ,  $\psi(2S)$ , and  $Y(nS)$  ( $n = 1, 2, 3$ ), and of the P-wave states,  $\chi_{c1,2}$  and  $\chi_{b1,2}(1P)$  [10–14], at center-of-mass energies of 2.76, 7 and 8 TeV. These measurements of the S-wave states include both the differential cross sections [15–29] and polarizations [30–34], and offer strong indication that, contrary to previous expectations, these mesons are produced unpolarized. Further theoretical and experimental work can provide deeper insights on how to interpret these observations. In particular, additional data can help in improving the fits and determine more precisely the relative weights of the LDMEs.

We report the measurement of double-differential cross sections of five S-wave quarkonium states  $J/\psi$ ,  $\psi(2S)$ , and  $Y(nS)$  in pp collisions at  $\sqrt{s} = 13$  TeV by the CMS detector at the LHC. The increased center-of-mass energy and production cross sections provide an extended reach in  $p_T$  and improved statistical precision relative to similar measurements at 7 TeV [24–27, 35]. The measurements performed at 13 TeV also provide the opportunity to test the  $\sqrt{s}$  dependence of the cross sections and to check the validity of the factorization hypothesis and LDME universality implied in NRQCD.

The product of the branching fraction of quarkonia to muon pairs,  $\mathcal{B}(\mathcal{Q} \rightarrow \mu^+\mu^-)$ , and the double-differential production cross section,  $d^2\sigma/(dp_T dy)$ , in bins of  $p_T$  and rapidity,  $y$ , is given by

$$\mathcal{B}(\mathcal{Q} \rightarrow \mu^+\mu^-) \frac{d^2\sigma}{dp_T dy} = \frac{N(p_T, y)}{\mathcal{L}\Delta y\Delta p_T} \left\langle \frac{1}{\epsilon(p_T, y)\mathcal{A}(p_T, y)} \right\rangle, \quad (1)$$

where  $N(p_T, y)$  is the number of prompt signal events in the bin,  $\mathcal{L}$  is the integrated luminosity,  $\Delta y$  and  $\Delta p_T$  are the bin widths, and  $\langle 1/(\epsilon(p_T, y)\mathcal{A}(p_T, y)) \rangle$  represents the average of the product of the inverse acceptance and efficiency for all the events in the bin. Only prompt signal events are considered. The nonprompt components of the  $J/\psi$  and  $\psi(2S)$  mesons, i.e. originating from decays of b hadrons, are separated using the decay length defined as  $\ell = L_{xy} \cdot m/p_T$ , where  $L_{xy}$  is the distance measured in the transverse plane between the average location of the luminous region and the fitted position of the dimuon vertex,  $m$  is the mass of the  $J/\psi$  ( $\psi(2S)$ ) from Ref. [36], and  $p_T$  the transverse momentum of the dimuon candidate. For the prompt signal events, we do not distinguish between feed-down decays of heavier quarkonium states and directly produced quarkonia.

## 2 The CMS detector, data set, and event selection

The analysis uses dimuon events collected in pp collisions at  $\sqrt{s} = 13$  TeV with the CMS detector. The central feature of the CMS apparatus is a superconducting solenoid of 6 m internal diameter, providing a magnetic field of 3.8 T. Within the solenoid volume are a silicon pixel and strip tracker, a lead tungstate crystal electromagnetic calorimeter, and a brass and scintillator hadron calorimeter, each composed of a barrel and two endcap sections. Forward calorimeters extend the pseudorapidity ( $\eta$ ) coverage provided by the barrel and endcap detectors. Muons are detected in gas-ionization chambers embedded in the steel flux-return yoke outside the solenoid [37]. A more detailed description of the CMS detector, together with a definition of the coordinate system used and the relevant kinematic variables, can be found in Ref. [38].

The data were collected using a multilevel trigger system [39]. The first level (L1), made of custom hardware processors providing coarse momentum information, requires two muons within the range  $|\eta| < 1.6$  without requesting an explicit  $p_T$  threshold on the individual muons. Second (L2) and third (L3) levels, collectively known as the HLT (High-Level Trigger), are implemented in software. At these levels, the muon selection is refined, then opposite-charge muon candidates are paired and required to have an invariant mass in the regions 2.9–3.3, 3.35–4.05, or 8.5–11 GeV for the  $J/\psi$ ,  $\psi(2S)$ , and  $Y(nS)$ , respectively. The dimuon  $p_T$  is required to be above 9.9 GeV for the  $J/\psi$  and above 7.9 GeV for the remaining states. For all five states, the dimuon rapidity is restricted to  $|y| < 1.25$ . A fit of the positions and momenta of the two muon candidates to a common vertex is performed, and the fit  $\chi^2$  probability is required to be above 0.5%. The sample collected with these triggers has a total integrated luminosity of  $2.3 \text{ fb}^{-1}$  for the  $J/\psi$  and  $2.7 \text{ fb}^{-1}$  for the other mesons. The lower value for the  $J/\psi$  is the consequence of the trigger prescaling that was applied to limit the rate during part of the data taking, when the instantaneous luminosity increased.

When reconstructing the five states offline, further requirements are applied: only muons with  $p_T^\mu > 4.5$  GeV in the range  $|\eta^\mu| < 0.3$ , or  $p_T^\mu > 4.0$  GeV in the range  $0.3 < |\eta^\mu| < 1.4$  are selected. The muons have to match the triggered pair and be identified as reconstructed tracks with at least five measurements in the silicon tracker and at least one in the pixel detector. The track is required to match at least one muon segment identified by a muon detector plane. Loose criteria are applied on the longitudinal and transverse impact parameters to reject cosmic rays and in-flight hadron decays. The dimuon vertex  $\chi^2$  probability is required to be greater than 1%. In the CMS magnetic field, the two muons can bend towards or away from each other; only the second type of event is considered in this analysis since the first type exhibits high trigger inefficiencies. It was verified that this requirement does not introduce any bias in the determination of the prompt component for the  $J/\psi$  and  $\psi(2S)$  mesons. The dimuon rapidity is restricted to  $|y| < 1.2$ . Trigger bandwidth limitations prevented the extension of the measurement to the full CMS acceptance.

The double-differential cross sections are presented in four (two) rapidity bins for the prompt  $J/\psi$  and  $\psi(2S)$  ( $Y(nS)$ ), and in several bins of  $p_T$ , covering a  $p_T$  range between 20 and 120 (100) GeV for  $J/\psi$  ( $\psi(2S)$ ,  $Y(nS)$ ), extending up to 150 (130) GeV for measurements integrated in rapidity.

## 3 Acceptance and efficiencies

The acceptance is calculated using simulated events produced with a single-particle event generator. The quarkonium states are generated with a flat  $y$  distribution and a realistic  $p_T$  distribution derived from data [25, 26], covering the analysis phase space. The PYTHIA 8.205 [40]

Monte Carlo event generator is used to produce an unpolarized dimuon decay (corresponding to a flat dimuon angular distribution), also accounting for final-state photon radiation. The simulated events include multiple proton-proton interactions in the same or nearby beam crossings (pileup), with the distribution matching that observed in data, with an average of about 11 collisions per bunch crossing. The acceptance for events in a given  $(p_T, |y|)$  range is defined as the ratio of the number of generated events that pass the kinematic selection criteria described above to the total number of simulated events in that  $p_T$  and  $|y|$  range. The acceptance depends on the quarkonium polarization. It is derived for the unpolarized scenario, which is compatible with experimental measurements within uncertainties. We also calculate multiplicative correction factors that allow, from the unpolarized case, to infer the acceptance that corresponds to three different values of the polar anisotropy parameter,  $\lambda_\theta^{\text{HX}}$ , in the helicity frame:  $-1$  (fully longitudinal),  $+1$  (fully transverse), and  $k$ , with  $k$  reflecting the CMS measured value of  $\lambda_\theta^{\text{HX}}$  for each quarkonium state [31, 32], also used in Refs. [26, 27]. The multiplicative factors to convert the cross sections calculated using the unpolarized scenario to the ones calculated employing one of the polarization scenarios described above are provided. It was verified that the use of only events with two muons bending away from each other does not introduce any bias in the determination of the acceptance.

The single-muon trigger, reconstruction, and identification efficiencies are measured individually from data as a function of muon  $p_T$  and  $|\eta|$ , applying a tag-and-probe [24, 35] technique on  $J/\psi$  and  $Y(1S)$  candidates acquired with triggers that are independent from those used for the measurements of the yields. The individual efficiencies are multiplied and then parameterized using a sigmoid function. The dimuon efficiency is obtained as the product of the efficiencies of the two muons, multiplied by a correction factor,  $\rho$ , that takes into account the correlation between the two muons. The  $\rho$  factor is derived from data, using a trigger, independent from the ones used for the measurement of the yield, requiring a single muon at L1.  $\rho$  becomes increasingly important with higher dimuon  $p_T$ , when the two muons are close to each other in space, causing the efficiency to decrease. Dimuon efficiencies are around 85% for the  $J/\psi$  and  $\psi(2S)$  up to a dimuon  $p_T$  of 50 GeV and decrease slowly for higher  $p_T$  due to the  $\rho$  factor. In the case of the  $Y(nS)$  states, the dimuon efficiencies are nearly constant around 90%. The acceptance and efficiency term in Eq. (1) is obtained by averaging the values of the inverse of the acceptance times efficiency for all the individual dimuon candidates in each  $p_T$  and  $|y|$  range.

## 4 Determination of the yields

The signal and background yields are obtained through an extended unbinned maximum-likelihood fit to the dimuon invariant mass distribution in the case of the  $Y(nS)$  states, and to the dimuon invariant mass and decay length distributions for the  $J/\psi$  and  $\psi(2S)$  mesons. In both cases, the number of signal and background candidates are free parameters in the fit.

The three  $Y(nS)$  signal peaks are modeled with Crystal Ball (CB) functions [41], composed of a Gaussian core, characterized by a mean  $m$ , a width  $\sigma_m$ , and a tail characterized by two parameters,  $n$  and  $\alpha$ . The CB function is used to account for the energy loss due to the final-state radiation of the muons. The mean mass values are fixed to those of the Particle Data Group [36], multiplied by a common factor that calibrates the mass scale, left as a free parameter in the fit. The width of the CB function is a free parameter only in the case of the  $Y(1S)$ , while the width of the CB functions describing the  $Y(2S)$  and  $Y(3S)$  peaks are fixed to the width of the  $Y(1S)$ , scaled by the ratio of their masses to the mass of the  $Y(1S)$ . The  $Y(nS)$  dimuon mass resolution  $\sigma_m$  is a function of rapidity and spans the range 60 to 90 MeV for  $|y| < 1.2$  in the case of the  $Y(1S)$ . The tail parameters  $n$  and  $\alpha$  are the same for all three CB functions;  $n$  is fixed and  $\alpha$

is constrained to a Gaussian probability distribution. Both constraints are derived from a fit of the  $Y(1S)$  dimuon invariant mass shape, using the  $p_T$ -integrated distribution to reduce the statistical fluctuations. The background is modeled using an exponential function.

For the  $J/\psi$  and  $\psi(2S)$  mesons, an additional nonprompt component originating from the decay of  $b$  hadrons must be taken into account. The prompt and nonprompt yields are measured by fitting the dimuon invariant mass and decay length distributions. The  $J/\psi$  dimuon invariant mass distribution is modeled by the sum of a CB and a Gaussian function with common mean, while the corresponding  $\psi(2S)$  distribution is described using only a CB function. The widths of the CB and Gaussian functions, as well as the  $\alpha$  of the CB functions, are free parameters. The  $\sigma_m$  varies as a function of rapidity between 20 and 50 (40) MeV for the  $J/\psi$  ( $\psi(2S)$ ) state. The  $m$  and  $n$  parameters are fixed to values derived from fits to the invariant mass distribution of the  $p_T$ -integrated data. An exponential is used to describe the dimuon mass background. The decay length distribution is modeled by a prompt signal component represented by a resolution function, a nonprompt term given by an exponential function convolved with the resolution function, and a background term represented by the sum of a resolution function plus an exponential decay function to take into account prompt and nonprompt background components. The resolution function is modeled by the sum of two Gaussian functions whose widths are taken as the event-by-event decay length uncertainty, multiplied by global scale factors. The two scale factors are free parameters in the fit and are constrained with Gaussian probability distributions that are derived from fits to the  $p_T$ -integrated data, less affected by statistical fluctuations. The effective width of the two Gaussian functions is approximately  $25 \mu\text{m}$ .

To verify that the fits to the quarkonium states are unbiased and the uncertainties are correctly modeled, 1000 pseudo-experiments were produced from simulation. Similarly, simulated events were used to test the hypotheses made on the constraints of the parameters. Differences in the event-by-event uncertainty information between signal and background candidates could introduce biases in the fitting of the decay length using the simplified model described above, but we verified that these effects are negligible. Examples of fits to the invariant mass and decay length distributions are provided in Figs. A.1–A.2 of Appendix A.

## 5 Systematic uncertainties

Systematic uncertainties are due to the measurement of the integrated luminosity (2.3%) [42], the determination of the signal yields, and the dimuon efficiencies and acceptances. Uncertainties in the estimation of the yields are evaluated by changing the signal and background models used in the maximum-likelihood fits. To assess the systematic uncertainty in the modeling of the signal invariant mass distribution of each state, the  $n$  and  $\alpha$  parameters of the CB function are varied by up to  $\pm 5$  standard deviations, one at a time, while the mean, which is constrained in the nominal fit, is allowed to float. The half-differences between the largest resulting deviations of the signal yields measured in the fit from the nominal yields are added in quadrature to obtain an uncertainty in the modeling of the signal. The systematic uncertainty originating from a possibly imperfect description of the background is evaluated by changing the background model from an exponential to a linear function. The observed differences from the nominal signal yields are taken as a systematic uncertainty. The total uncertainty in the determination of the yields is obtained as the sum in quadrature of the uncertainties in signal and background, and is about 2.0% for all quarkonium states.

Uncertainties in the discrimination between charmonia that are promptly produced rather than originating from  $b$  hadron decays arise from the determination of the primary vertex position (the production point of the mesons, which enters in the calculation of the decay length) and

from the modeling of the signal and background in the decay length distributions. We assess the uncertainty originating from the choice of the primary vertex by using an alternative to the average position of the luminous region, the position of the collision vertex closest to the dimuon vertex extrapolated towards the beam line. The systematic uncertainty related to the description of the background is evaluated by measuring the difference between the prompt fractions using the nominal fit and a fit modeling the background by the sum of four exponential functions and a simplified resolution function composed of only one single Gaussian function. To study the impact of imperfect modeling of the resolution function, the scale parameters of the Gaussian functions that had Gaussian constraints in the nominal fit are varied by  $\pm 1$  standard deviation. Similarly, we assess the impact of modeling the nonprompt signal by fixing the parameterization of the exponential decay function. The systematic uncertainty stemming from the choice of the primary vertex is added in quadrature with the uncertainty derived from the fit strategy. The latter is calculated as half of the difference between the maximum deviations observed from the nominal fit when the above variations are applied one by one. The total systematic uncertainty in the determination of the nonprompt yield is less than 3% in almost all the  $(p_T, y)$  bins for the  $J/\psi$  meson, without a dominant contribution from any one of the sources described above. The largest systematic uncertainty in the  $\psi(2S)$  measurements can reach a maximum of 16%, mostly owing to the uncertainty in the modeling of the background decay length distribution. The effect of pileup on the analysis results has been studied using both data and simulation, and found to be negligible.

Uncertainties in the single-muon efficiencies, reflecting their statistical precision as well as possible imperfections of the parametrization, are evaluated by varying the three parameters of the sigmoid function used to parameterize the single-muon efficiencies within their uncertainties. The resulting systematic uncertainties are nearly constant as a function of  $p_T$  and are around 2.5% for the  $J/\psi$  and  $\psi(2S)$ , and 1.8% for the  $Y(nS)$  in the central regions  $|y| < 0.6$  and around 1% in the remaining rapidity regions. The L3 single-muon efficiencies are calculated from simulations because of the low number of collected events useful for their measurements. The corresponding uncertainty is estimated to be 3%.

Systematic uncertainties related to the  $\rho$  factor are of three kinds. The first originates from the number of events available in the control sample collected with the independent trigger used to evaluate the  $\rho$  factor. The relative uncertainty is about 1% from 20 to 50 GeV and increases to about 5% near 100 GeV, with no dependence on rapidity. The measurement of the  $\rho$  factor also requires the evaluation of an additional single-muon efficiency using the tag-and-probe method, which introduces an uncertainty of about 1% at low  $p_T$  (below 50 GeV) and up to 4% at high  $p_T$ . Moreover, we assign the fractional difference in the  $\rho$  factor obtained from data and simulation as a systematic uncertainty. The difference is in the range 2–5% up to 60 GeV and increases slowly for higher  $p_T$ , reaching a value of up to 15%, in the worst case. This is the dominant uncertainty for all the quarkonium states except the  $\psi(2S)$ .

The finite number of events generated for the acceptance calculation imposes a systematic uncertainty of 0.5% at low  $p_T$  and up to 6% at high  $p_T$ . Other sources of systematic uncertainties, like the kinematic modeling of simulated events, are found to have a negligible influence on the acceptance calculation. The effect of the quarkonium polarization on the acceptance is not treated as a systematic uncertainty; instead correction factors are provided in Appendix A to recalculate the cross sections according to different polarization scenarios.

For the cross sections measured in the rapidity-integrated range  $|y| < 1.2$ , we conservatively assign the total systematic uncertainties of the most-forward rapidity range, which are larger than the uncertainties for central rapidities. Taking advantage of the larger yields in the integrated-

rapidity range, an additional  $p_T$  bin was added for each state. The systematic uncertainty in the yields for this bin was evaluated as described above for the other bins, while for other uncertainties the same value as in the neighboring lower- $p_T$  bin was used. It was verified that systematic uncertainties extrapolated to the additional  $p_T$  bin have either negligible  $p_T$  dependence in that region or are negligibly small compared to other systematic or statistical uncertainties.

For the measurement of the ratios of the cross sections of the prompt  $\psi(2S)$ ,  $Y(2S)$ , and  $Y(3S)$  states relative to their ground states, the systematic uncertainties in the yields, the  $\rho$  factor, the single-muon efficiencies, and the acceptance are the only ones considered. Uncertainties in the yields for the ratio of  $\psi(2S)$  and  $J/\psi$  cross sections are treated as uncorrelated, because their corresponding yields are determined from independent fits. In contrast, yield uncertainties are treated as correlated for the ratio of the  $Y(nS)$  to  $Y(1S)$  cross sections, as they are extracted from a combined fit to the three states, as shown in Fig. A.2 of Appendix A. The correlation factors are found to be approximately 5%, causing no significant effect on the final systematic uncertainty. The same single-muon efficiencies are used for all the measured cross sections, therefore their uncertainties are treated as correlated in all the ratios. The systematic uncertainties in the ratios are determined by consistently varying the efficiencies in the numerator and the denominator by their uncertainties and recalculating the ratios. The resulting effect is less than 0.4%. The uncertainty in the integrated luminosity is fully correlated, and is not included in the ratios. Uncertainties in the  $\rho$  correction factor are treated as uncorrelated.

The statistical uncertainty in the  $\psi(2S)$  to  $J/\psi$  cross section ratio is more important than any systematic uncertainty except for the high- $p_T$  region, where the  $\rho$  factor uncertainty is the dominant one, reaching 28%. For the  $Y(2S)$  to  $Y(1S)$  and  $Y(3S)$  to  $Y(1S)$  cross section ratios, the uncertainty in the  $\rho$  factor dominates across the entire  $p_T$  region, ranging from 3% to 12%.

## 6 Results

The measured double-differential cross sections times the dimuon branching fractions are presented in Fig. 1 as a function of  $p_T$ , for four rapidity ranges in the case of the prompt  $J/\psi$  and  $\psi(2S)$  states, and two rapidity ranges for the  $Y(nS)$ . The top panels of Fig. 2 show the measured cross sections times branching fractions for the rapidity-integrated range  $|y| < 1.2$ . The presented results are obtained under the assumption of unpolarized production, which is very close to the polarization that was measured by CMS [31, 32]. If the quarkonium states are fully polarized, the cross sections can change by up to 25%. The numerical values of the cross sections for all five quarkonium states in the chosen bins of  $p_T$  and  $|y|$  in the unpolarized scenario are reported in Tables A.1–A.5 of Appendix A. Tables A.6–A.10 list the multiplicative scale factors needed to recalculate the cross sections in the three different polarization scenarios described in Section 3. The conversion to a new polarization scenario is achieved by multiplying the unpolarized cross section result in each  $(p_T, |y|)$  bin by the corresponding scale factor.

The NLO NRQCD predictions [43, 44] are in agreement with the measured cross sections times branching fractions within uncertainties, as shown in the top panels of Fig. 2. The ratios of the measured to predicted values are plotted in the middle panels of Fig. 2, where the vertical bars represent the experimental uncertainties. The shaded bands show the theoretical uncertainties stemming from the extraction of the LDMEs, renormalization scales, and the choice of  $c$  and  $b$  quark masses, added in quadrature with the uncertainties in the dimuon branching fractions [36]. The theory tends to underestimate (overestimate) the cross section for the  $J/\psi$  ( $\psi(2S)$ ), while staying within the one-standard-deviation uncertainty band. The bottom panels of Fig. 2 show the ratios of the  $p_T$  differential cross sections times branching fractions measured



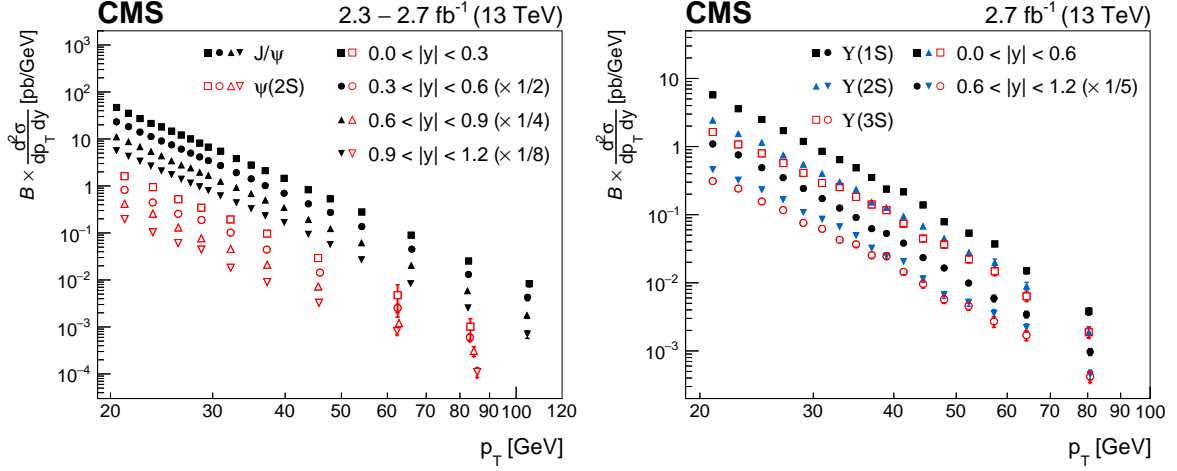


Figure 1: The product of the measured double-differential cross sections and the dimuon branching fractions for prompt  $J/\psi$  and  $\psi(2S)$  (left) and the  $Y(nS)$  (right) mesons as a function of  $p_T$ , in four and two rapidity regions, respectively, assuming unpolarized dimuon decays. For presentation purposes, the individual points in the measurements are scaled by the factors given in the legends. The inner vertical bars on the data points represent the statistical uncertainty, while the outer bars show the statistical and systematic uncertainties, not including the 2.3% uncertainty in the integrated luminosity, added in quadrature. For most of the data points, the uncertainties are comparable to the size of the symbols. The data points are shown at the average  $p_T$  in each bin.

at  $\sqrt{s} = 13$  TeV and 7 TeV [26, 27] for  $|y| < 1.2$ . The 13 TeV cross sections of all five quarkonium states are factors of 1.5 to 3 larger than the corresponding 7 TeV cross sections, changing slowly as a function of dimuon  $p_T$ . An increase of this order is expected from the evolution of the parton distribution functions.

Figure 3 shows the production cross sections times dimuon branching fractions of the radial excitations relative to the ground state in the charmonium and bottomonium systems for  $|y| < 1.2$ . The prompt  $\psi(2S)$  to  $J/\psi$  meson cross section ratio is constant as a function of  $p_T$ , while the cross sections of the excited  $Y$  states relative to the  $Y(1S)$  show a slight increase with  $p_T$ . The numerical values of these ratios are reported in Table A.11 of Appendix A.

## 7 Summary

The double-differential production cross sections of the  $J/\psi$ ,  $\psi(2S)$ , and  $Y(nS)$  ( $n = 1, 2, 3$ ) quarkonium states have been measured, using their dimuon decay mode, in pp collisions at  $\sqrt{s} = 13$  TeV with the CMS detector at the LHC. The production cross sections of all five S-wave states are presented in a single analysis. The measurement has been performed as a function of transverse momentum ( $p_T$ ) in several bins of rapidity ( $y$ ), covering a  $p_T$  range 20–120 GeV for the  $J/\psi$  meson and 20–100 GeV for the remaining states. The cross sections integrated over  $|y| < 1.2$  are also presented, and extend the  $p_T$  reach to 150 and 130 GeV, respectively. Also presented are the ratios of cross sections measured at  $\sqrt{s} = 13$  (this analysis) and 7 TeV (from Refs. [26, 27]), as well as the cross sections of the prompt  $\psi(2S)$ ,  $Y(2S)$ , and  $Y(3S)$  mesons relative to their ground states. These results will help in testing the underlying hypotheses of nonrelativistic quantum chromodynamics and in providing further input to constrain the theoretical parameters.

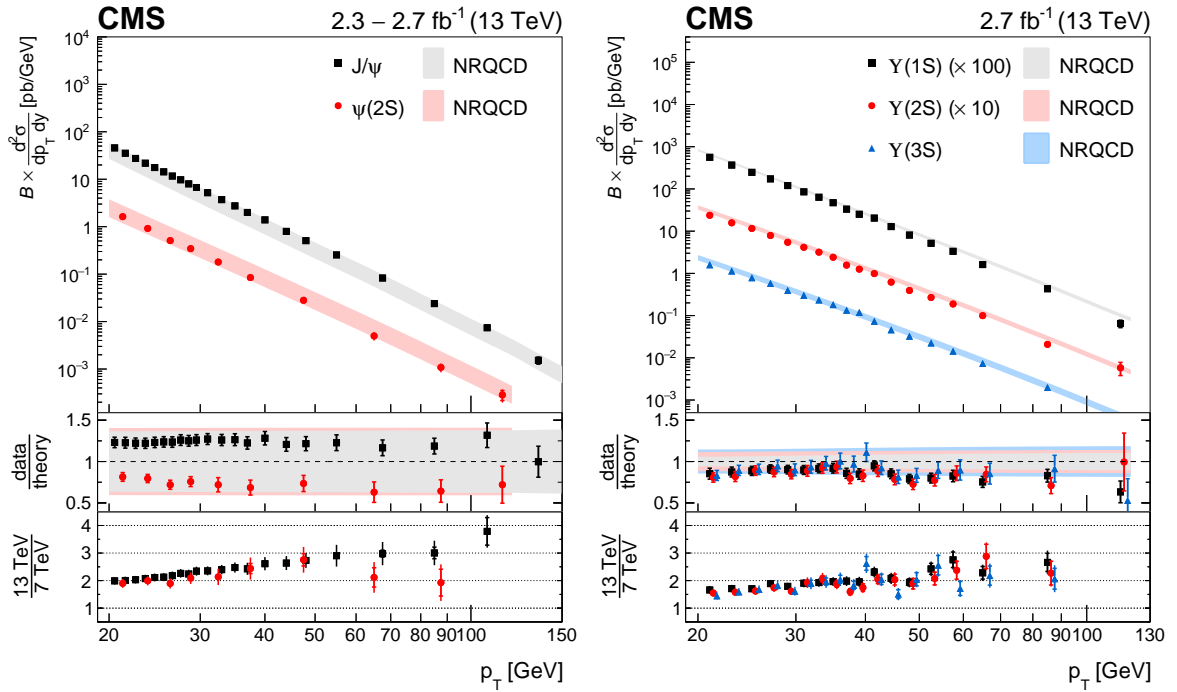


Figure 2: The measured double-differential cross sections times branching fractions of the prompt  $J/\psi$  and  $\psi(2S)$  (left) and the  $Y(nS)$  (right) mesons (markers), assuming unpolarized dimuon decays, as a function of  $p_T$ , for  $|y| < 1.2$ , compared to NLO NRQCD predictions [43, 44] (shaded bands). The inner vertical bars on the data points represent the statistical uncertainty, while the outer bars show the statistical and systematic uncertainties, including the integrated luminosity uncertainty of 2.3%, added in quadrature. The middle panels show the ratios of measurement to theory, where the vertical bars depict the total uncertainties in the measurement. The widths of the bands represent the theoretical uncertainty, added in quadrature with the uncertainties in the dimuon branching fractions [36]. The lower panels show the ratios of cross sections measured at  $\sqrt{s} = 13$  TeV to those measured at 7 TeV [26, 27]. All uncertainties in the 7 and 13 TeV results are treated as uncorrelated. The data points are shown at the average  $p_T$  in each bin.

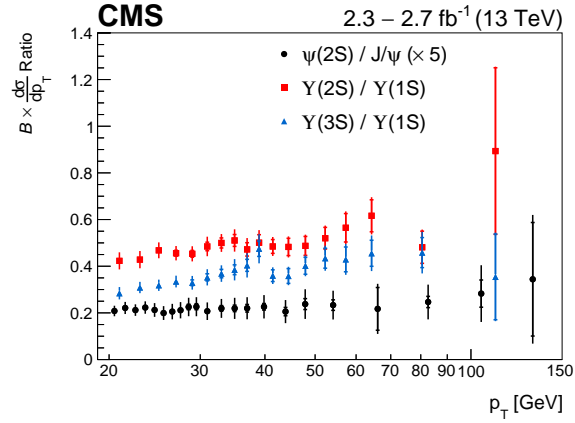


Figure 3: Ratios of the  $p_T$  differential cross sections times dimuon branching fractions of the prompt  $\psi(2S)$  to  $J/\psi$ ,  $Y(2S)$  to  $Y(1S)$ , and  $Y(3S)$  to  $Y(1S)$  mesons for  $|y| < 1.2$ . The inner vertical bars represent the statistical uncertainty, while the outer bars show the statistical and systematic uncertainties added in quadrature. The ratio of the  $\psi(2S)$  to  $J/\psi$  meson cross sections is multiplied by a factor 5 for better visibility.

## Acknowledgments

The authors would like to thank Yan-Qing Ma for providing theoretical calculations of the cross sections shown in Fig. 2.

We congratulate our colleagues in the CERN accelerator departments for the excellent performance of the LHC and thank the technical and administrative staffs at CERN and at other CMS institutes for their contributions to the success of the CMS effort. In addition, we gratefully acknowledge the computing centers and personnel of the Worldwide LHC Computing Grid for delivering so effectively the computing infrastructure essential to our analyses. Finally, we acknowledge the enduring support for the construction and operation of the LHC and the CMS detector provided by the following funding agencies: BMFWF and FWF (Austria); FNRS and FWO (Belgium); CNPq, CAPES, FAPERJ, and FAPESP (Brazil); MES (Bulgaria); CERN; CAS, MoST, and NSFC (China); COLCIENCIAS (Colombia); MSES and CSF (Croatia); RPF (Cyprus); SENESCYT (Ecuador); MoER, ERC IUT, and ERDF (Estonia); Academy of Finland, MEC, and HIP (Finland); CEA and CNRS/IN2P3 (France); BMBF, DFG, and HGF (Germany); GSRT (Greece); OTKA and NIH (Hungary); DAE and DST (India); IPM (Iran); SFI (Ireland); INFN (Italy); MSIP and NRF (Republic of Korea); LAS (Lithuania); MOE and UM (Malaysia); BUAP, CINVESTAV, CONACYT, LNS, SEP, and UASLP-FAI (Mexico); MBIE (New Zealand); PAEC (Pakistan); MSHE and NSC (Poland); FCT (Portugal); JINR (Dubna); MON, RosAtom, RAS, RFBR and RAEP (Russia); MESTD (Serbia); SEIDI, CPAN, PCTI and FEDER (Spain); Swiss Funding Agencies (Switzerland); MST (Taipei); ThEPCenter, IPST, STAR, and NSTDA (Thailand); TUBITAK and TAEK (Turkey); NASU and SFFR (Ukraine); STFC (United Kingdom); DOE and NSF (USA).

Individuals have received support from the Marie-Curie program and the European Research Council and Horizon 2020 Grant, contract No. 675440 (European Union); the Leventis Foundation; the A. P. Sloan Foundation; the Alexander von Humboldt Foundation; the Belgian Federal Science Policy Office; the Fonds pour la Formation à la Recherche dans l'Industrie et dans l'Agriculture (FRIA-Belgium); the Agentschap voor Innovatie door Wetenschap en Technologie (IWT-Belgium); the Ministry of Education, Youth and Sports (MEYS) of the Czech Republic; the Council of Science and Industrial Research, India; the HOMING PLUS program of the Foundation for Polish Science, cofinanced from European Union, Regional Development Fund, the Mobility Plus program of the Ministry of Science and Higher Education, the National Science Center (Poland), contracts Harmonia 2014/14/M/ST2/00428, Opus 2014/13/B/ST2/02543, 2014/15/B/ST2/03998, and 2015/19/B/ST2/02861, Sonata-bis 2012/07/E/ST2/01406; the National Priorities Research Program by Qatar National Research Fund; the Programa Severo Ochoa del Principado de Asturias; the Thalís and Aristeia programs cofinanced by EU-ESF and the Greek NSRF; the Rachadapisek Sompot Fund for Postdoctoral Fellowship, Chulalongkorn University and the Chulalongkorn Academic into Its 2nd Century Project Advancement Project (Thailand); the Welch Foundation, contract C-1845; and the Weston Havens Foundation (USA).

## References

- [1] G. T. Bodwin, E. Braaten, and G. P. Lepage, "Rigorous QCD analysis of inclusive annihilation and production of heavy quarkonium", *Phys. Rev. D* **51** (1995) 1125, doi:10.1103/PhysRevD.51.1125. [Erratum: doi:10.1103/PhysRevD.55.5853].
- [2] P. Cho and A. K. Leibovich, "Color-octet quarkonia production", *Phys. Rev. D* **53** (1996) 150, doi:10.1103/PhysRevD.53.150.

- [3] P. Cho and A. K. Leibovich, “Color-octet quarkonia production. II”, *Phys. Rev. D* **53** (1996) 6203, doi:10.1103/PhysRevD.53.6203.
- [4] B. Gong, L.-P. Wan, J.-X. Wang, and H.-F. Zhang, “Complete next-to-leading-order study on the yield and polarization of  $Y(1S, 2S, 3S)$  at the Tevatron and LHC”, *Phys. Rev. Lett.* **112** (2014) 032001, doi:10.1103/PhysRevLett.112.032001, arXiv:1305.0748.
- [5] Z.-B. Kang, Y.-Q. Ma, J.-W. Qiu, and G. Sterman, “Heavy quarkonium production at collider energies: partonic cross section and polarization”, *Phys. Rev. D* **91** (2015) 014030, doi:10.1103/PhysRevD.91.014030, arXiv:1411.2456.
- [6] M. Butenschön and B. A. Kniehl, “ $J/\psi$  polarization at Tevatron and LHC: nonrelativistic-QCD factorization at the crossroads”, *Phys. Rev. Lett.* **108** (2012) 172002, doi:10.1103/PhysRevLett.108.172002, arXiv:1201.1872.
- [7] K.-T. Chao et al., “ $J/\psi$  polarization at hadron colliders in nonrelativistic QCD”, *Phys. Rev. Lett.* **108** (2012) 242004, doi:10.1103/PhysRevLett.108.242004, arXiv:1201.2675.
- [8] P. Faccioli et al., “Quarkonium production in the LHC era: a polarized perspective”, *Phys. Lett. B* **736** (2014) 98, doi:10.1016/j.physletb.2014.07.006, arXiv:1403.3970.
- [9] G. T. Bodwin, H. S. Chung, U.-R. Kim, and J. Lee, “Fragmentation contributions to  $J/\psi$  production at the Tevatron and the LHC”, *Phys. Rev. Lett.* **113** (2014) 022001, doi:10.1103/PhysRevLett.113.022001, arXiv:1403.3612.
- [10] LHCb Collaboration, “Measurement of the cross-section ratio  $\sigma(\chi_{c2})/\sigma(\chi_{c1})$  for prompt  $\chi_c$  production at  $\sqrt{s} = 7$  TeV”, *Phys. Lett. B* **714** (2012) 215, doi:10.1016/j.physletb.2012.06.077, arXiv:1202.1080.
- [11] LHCb Collaboration, “Measurement of the  $\chi_{b(3P)}$  mass and of the relative rate of  $\chi_{b1}(1P)$  and  $\chi_{b2}(1P)$  production”, *JHEP* **10** (2014) 88, doi:10.1007/JHEP10(2014)088, arXiv:1409.1408.
- [12] ATLAS Collaboration, “Measurement of  $\chi_{c1}$  and  $\chi_{c2}$  production with  $\sqrt{s} = 7$  TeV pp collisions at ATLAS”, *JHEP* **07** (2014) 154, doi:10.1007/JHEP07(2014)154, arXiv:1404.7035.
- [13] CMS Collaboration, “Measurement of the production cross section ratio  $\sigma(\chi_{b2}(1P))/\sigma(\chi_{b1}(1P))$  in pp collisions at  $\sqrt{s} = 8$  TeV”, *Phys. Lett. B* **743** (2015) 383, doi:10.1016/j.physletb.2015.02.048, arXiv:1409.5761.
- [14] CMS Collaboration, “Measurement of the relative prompt production rate of  $\chi_{c2}$  and  $\chi_{c1}$  in pp collisions at  $\sqrt{s} = 7$  TeV”, *Eur. Phys. J. C* **72** (2012) 2251, doi:10.1140/epjc/s10052-012-2251-3, arXiv:1210.0875.
- [15] LHCb Collaboration, “Measurement of the  $\eta_c(1S)$  production cross-section in proton-proton collisions via the decay  $\eta_c(1S) \rightarrow p\bar{p}$ ”, *Eur. Phys. J. C* **75** (2015) 311, doi:10.1140/epjc/s10052-015-3502-x, arXiv:1409.3612.
- [16] ATLAS Collaboration, “Measurement of the differential cross-sections of inclusive, prompt and non-prompt  $J/\psi$  production in proton-proton collisions at  $\sqrt{s} = 7$  TeV”, *Nucl. Phys. B* **850** (2011) 387, doi:10.1016/j.nuclphysb.2011.05.015, arXiv:1104.3038.

- [17] ATLAS Collaboration, “Measurement of the production cross-section of  $\psi(2S) \rightarrow J/\psi(\rightarrow \mu^+\mu^-)\pi^+\pi^-$  in pp collisions at  $\sqrt{s} = 7$  TeV at ATLAS”, *JHEP* **09** (2014) 079, doi:10.1007/JHEP09(2014)079, arXiv:1407.5532.
- [18] ATLAS Collaboration, “Measurement of Upsilon production in 7 TeV pp collisions at ATLAS”, *Phys. Rev. D* **87** (2013) 052004, doi:10.1103/PhysRevD.87.052004, arXiv:1211.7255.
- [19] ATLAS Collaboration, “Measurement of the differential cross-sections of prompt and non-prompt production of  $J/\psi$  and  $\psi(2S)$  in pp collisions at  $\sqrt{s} = 7$  and 8 TeV with the ATLAS detector”, *Eur. Phys. J. C* **76** (2016) 283, doi:10.1140/epjc/s10052-016-4050-8, arXiv:1512.03657.
- [20] LHCb Collaboration, “Measurement of  $J/\psi$  production in pp collisions at  $\sqrt{s} = 7$  TeV”, *Eur. Phys. J. C* **71** (2011) 1645, doi:10.1140/epjc/s10052-011-1645-y, arXiv:1103.0423.
- [21] LHCb Collaboration, “Measurement of  $\psi(2S)$  meson production in pp collisions at  $\sqrt{s} = 7$  TeV”, *Eur. Phys. J. C* **72** (2012) 2100, doi:10.1140/epjc/s10052-012-2100-4, arXiv:1204.1258.
- [22] LHCb Collaboration, “Measurement of Upsilon production in pp collisions at  $\sqrt{s} = 7$  TeV”, *Eur. Phys. J. C* **72** (2012) 2025, doi:10.1140/epjc/s10052-012-2025-y, arXiv:1202.6579.
- [23] ALICE Collaboration, “Measurement of prompt  $J/\psi$  and beauty hadron production cross sections at mid-rapidity in pp collisions at  $\sqrt{s} = 7$  TeV”, *JHEP* **11** (2012) 065, doi:10.1007/JHEP11(2012)065, arXiv:1205.5880.
- [24] CMS Collaboration, “Measurement of the inclusive Y production cross section in pp collisions at  $\sqrt{s} = 7$  TeV”, *Phys. Rev. D* **83** (2011) 112004, doi:10.1103/PhysRevD.83.112004, arXiv:1012.5545.
- [25] CMS Collaboration, “Measurement of the Y(1S), Y(2S), and Y(3S) cross sections in pp collisions at  $\sqrt{s} = 7$  TeV”, *Phys. Lett. B* **727** (2013) 101, doi:10.1016/j.physletb.2013.10.033, arXiv:1303.5900.
- [26] CMS Collaboration, “Measurement of  $J/\psi$  and  $\psi(2S)$  prompt double-differential cross sections in pp collisions at  $\sqrt{s} = 7$  TeV”, *Phys. Rev. Lett.* **114** (2015) 191802, doi:10.1103/PhysRevLett.114.191802, arXiv:1502.04155.
- [27] CMS Collaboration, “Measurements of the Y(1S), Y(2S), and Y(3S) differential cross sections in pp collisions at  $\sqrt{s} = 7$  TeV”, *Phys. Lett. B* **749** (2015) 14, doi:10.1016/j.physletb.2015.07.037, arXiv:1501.07750.
- [28] CMS Collaboration, “Suppression of non-prompt  $J/\psi$ , prompt  $J/\psi$ , and Y(1S) in PbPb collisions at  $\sqrt{s_{NN}} = 2.76$  TeV”, *Journal of High Energy Physics* **5** (2012) 63, doi:10.1007/JHEP05(2012)063.
- [29] CMS Collaboration, “Suppression of Y(1S), Y(2S) and Y(3S) production in PbPb collisions at  $\sqrt{s_{NN}} = 2.76$  TeV”, *Phys. Lett. B* **770** (2017) 357, doi:10.1016/j.physletb.2017.04.031, arXiv:1611.01510.
- [30] ALICE Collaboration, “ $J/\psi$  polarization in pp collisions at  $\sqrt{s} = 7$  TeV”, *Phys. Rev. Lett.* **108** (2012) 082001, doi:10.1103/PhysRevLett.108.082001, arXiv:1111.1630.

- [31] CMS Collaboration, “Measurement of the prompt  $J/\psi$  and  $\psi(2S)$  polarizations in pp collisions at  $\sqrt{s} = 7$  TeV”, *Phys. Lett. B* **727** (2013) 381, doi:10.1016/j.physletb.2013.10.055, arXiv:1307.6070.
- [32] CMS Collaboration, “Measurement of the  $Y(1S)$ ,  $Y(2S)$ , and  $Y(3S)$  polarizations in pp collisions at  $\sqrt{s} = 7$  TeV”, *Phys. Rev. Lett.* **110** (2013) 081802, doi:10.1103/PhysRevLett.110.081802, arXiv:1209.2922.
- [33] LHCb Collaboration, “Measurement of  $J/\psi$  polarization in pp collisions at  $\sqrt{s} = 7$  TeV”, *Eur. Phys. J. C* **73** (2013) 2631, doi:10.1140/epjc/s10052-013-2631-3, arXiv:1307.6379.
- [34] LHCb Collaboration, “Measurement of  $\psi(2S)$  polarisation in pp collisions at  $\sqrt{s} = 7$  TeV”, *Eur. Phys. J. C* **74** (2014) 2872, doi:10.1140/epjc/s10052-014-2872-9, arXiv:1403.1339.
- [35] CMS Collaboration, “Prompt and non-prompt  $J/\psi$  production in pp collisions at  $\sqrt{s} = 7$  TeV”, *Eur. Phys. J. C* **71** (2011) 1575, doi:10.1140/epjc/s10052-011-1575-8, arXiv:1011.4193.
- [36] Particle Data Group, C. Patrignani et al., “Review of Particle Physics”, *Chin. Phys. C* **40** (2016) 100001, doi:10.1088/1674-1137/40/10/100001.
- [37] CMS Collaboration, “Performance of CMS muon reconstruction in pp collision events at  $\sqrt{s} = 7$  TeV”, *JINST* **7** (2012) P10002, doi:10.1088/1748-0221/7/10/P10002, arXiv:1206.4071.
- [38] CMS Collaboration, “The CMS experiment at the CERN LHC”, *JINST* **3** (2008) S08004, doi:10.1088/1748-0221/3/08/S08004.
- [39] CMS Collaboration, “The CMS trigger system”, *JINST* **12** (2017) P01020, doi:10.1088/1748-0221/12/01/P01020, arXiv:1609.02366.
- [40] T. Sjöstrand, S. Mrenna, and P. Skands, “A brief introduction to PYTHIA 8.1”, *Comp. Phys. Comm.* **178** (2008) 852, doi:10.1016/j.cpc.2008.01.036, arXiv:0710.3820.
- [41] M. J. Oreglia, “A study of the reactions  $\psi' \rightarrow \gamma\gamma\psi$ ”. PhD thesis, Stanford University, 1980. SLAC Report SLAC-R-236, see Appendix D.
- [42] CMS Collaboration, “Preliminary CMS luminosity measurement for the 2015 data taking period”, CMS Physics Analysis Summary CMS-PAS-LUM-15-001, 2017.
- [43] Y.-Q. Ma, K. Wang, and K.-T. Chao, “ $J/\psi$  ( $\psi'$ ) production at the Tevatron and LHC at  $\mathcal{O}(\alpha_s^4 v^4)$  in nonrelativistic QCD”, *Phys. Rev. Lett.* **106** (2011) 042002, doi:10.1103/PhysRevLett.106.042002, arXiv:1009.3655.
- [44] H. Han et al., “ $Y(nS)$  and  $\chi_b(nP)$  production at hadron colliders in nonrelativistic QCD”, *Phys. Rev. D* **94** (2016) 014028, doi:10.1103/PhysRevD.94.014028, arXiv:1410.8537.

## A Dimuon invariant mass and lifetime distributions, numerical values of differential cross section, and correction factors for alternative polarization scenarios

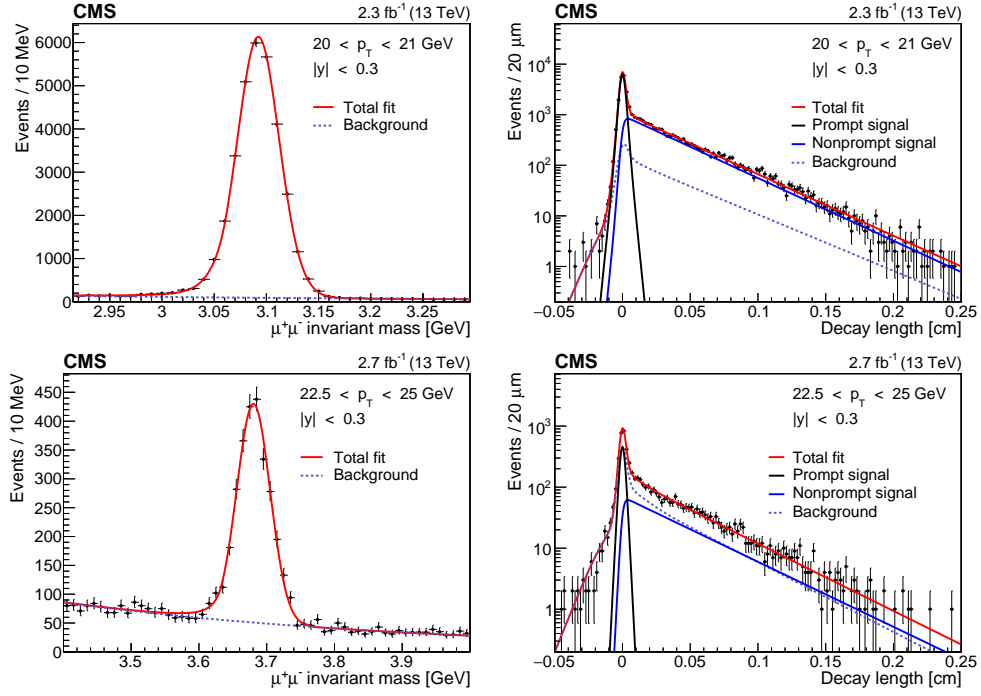


Figure A.1: Examples of fits of the dimuon invariant mass (left) and decay length (right) distributions for  $J/\psi$  (upper row) and  $\psi(2S)$  (lower row) candidate events in the  $p_T$  and  $|y|$  ranges given in the plots. The results from the total fit and from the various components included in the fit are shown.

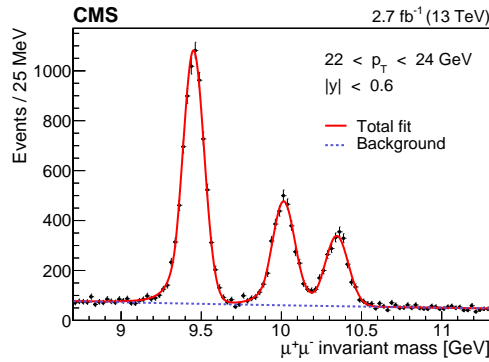


Figure A.2: Examples of a fit of the dimuon invariant mass distribution for the  $Y(nS)$  candidate events in the  $p_T$  and  $|y|$  ranges given in the plot. The results from the total fit and for the background component are shown.



Table A.1: Double-differential cross section times the dimuon branching fraction of the  $J/\psi$  meson for different ranges of  $p_T$ , in bins of  $|y|$  and for the full  $|y|$  range, for the unpolarized decay hypothesis, with their statistical and systematic uncertainties in percent. The average  $p_T$  value in each bin is also given. The global uncertainty in the integrated luminosity of 2.3% is not included in the systematic uncertainties.

$p_T$ [GeV]	$\langle p_T \rangle$ [GeV]	$\mathcal{B} d\sigma^2/dp_T dy$														
		$ y  < 0.3$		$0.3 <  y  < 0.6$		$0.6 <  y  < 0.9$		$0.9 <  y  < 1.2$		$ y  < 1.2$						
		[pb/GeV]	stat %	syst %	[pb/GeV]	stat %	syst %	[pb/GeV]	stat %	syst %	[pb/GeV]	stat %	syst %	[pb/GeV]	stat %	syst %
20-21	20.5	4.68E+01	1.7	5.3	4.63E+01	1.3	4.6	4.47E+01	1.2	4.5	4.51E+01	1.3	4.6	4.58E+01	0.7	4.6
21-22	21.5	3.52E+01	1.3	5.4	3.65E+01	1.2	4.8	3.52E+01	1.2	4.6	3.42E+01	1.3	4.8	3.53E+01	0.6	4.8
22-23	22.5	2.72E+01	1.4	5.2	2.80E+01	1.3	4.5	2.75E+01	1.3	4.4	2.69E+01	1.3	4.6	2.74E+01	0.7	4.6
23-24	23.5	2.14E+01	1.5	5.0	2.25E+01	1.4	4.5	2.18E+01	1.4	4.3	2.12E+01	1.5	4.4	2.18E+01	0.7	4.5
24-25	24.5	1.80E+01	1.6	5.0	1.81E+01	1.5	4.5	1.76E+01	1.5	4.3	1.66E+01	1.6	4.5	1.76E+01	0.8	4.5
25-26	25.5	1.46E+01	1.8	5.0	1.50E+01	1.7	4.5	1.38E+01	1.7	4.3	1.39E+01	1.8	4.5	1.43E+01	0.9	4.5
26-27	26.5	1.21E+01	1.9	5.1	1.22E+01	1.8	4.4	1.13E+01	1.9	4.3	1.11E+01	1.9	4.5	1.17E+01	0.9	4.5
27-28	27.5	1.00E+01	2.1	5.0	1.00E+01	2.0	4.4	9.76E+00	2.0	4.3	9.17E+00	2.1	4.5	9.75E+00	1.0	4.5
28-29	28.5	8.14E+00	2.3	5.1	8.31E+00	2.2	4.5	7.88E+00	2.2	4.3	7.67E+00	2.3	4.5	7.99E+00	1.1	4.5
29-30	29.5	6.68E+00	2.5	5.2	6.92E+00	2.4	4.5	6.78E+00	2.4	4.4	6.39E+00	2.5	4.6	6.70E+00	1.2	4.5
30-32	31.0	5.47E+00	1.9	5.2	5.44E+00	1.9	4.5	5.03E+00	1.9	4.3	4.91E+00	2.0	4.6	5.20E+00	1.0	4.6
32-34	33.0	3.84E+00	2.3	5.4	3.84E+00	2.2	4.6	3.72E+00	2.2	4.4	3.50E+00	2.3	4.8	3.72E+00	1.1	4.7
34-36	35.0	2.78E+00	2.7	5.7	2.84E+00	2.5	4.9	2.76E+00	2.5	4.9	2.62E+00	2.7	5.1	2.75E+00	1.3	5.0
36-38	37.0	2.12E+00	3.1	6.2	2.03E+00	2.9	5.4	2.02E+00	3.0	5.3	1.85E+00	3.1	5.6	2.00E+00	1.5	5.5
38-42	39.8	1.45E+00	2.6	6.4	1.40E+00	2.5	5.7	1.39E+00	2.5	5.6	1.33E+00	2.6	5.9	1.39E+00	1.3	5.8
42-46	43.8	8.33E-01	3.3	6.9	8.33E-01	3.2	6.1	7.74E-01	3.3	5.9	7.47E-01	3.4	6.5	7.96E-01	1.7	6.2
46-50	47.8	5.34E-01	4.2	7.0	5.48E-01	4.0	6.1	4.96E-01	4.2	6.1	4.54E-01	4.5	6.7	5.08E-01	2.1	6.3
50-60	54.2	2.79E-01	3.7	7.8	2.74E-01	3.5	7.1	2.49E-01	3.7	7.1	2.14E-01	4.1	7.7	2.54E-01	1.9	7.2
60-75	66.0	8.96E-02	5.4	8.0	9.05E-02	5.0	6.9	8.23E-02	5.6	6.9	6.64E-02	6.2	8.2	8.28E-02	2.7	7.3
75-95	82.7	2.54E-02	9.0	7.7	2.62E-02	8.5	6.4	2.37E-02	8.7	6.4	2.03E-02	9.6	7.6	2.39E-02	4.4	6.3
95-120	104.7	8.37E-03	15	8.3	8.56E-03	15	8.2	7.16E-03	15	7.3	5.61E-03	19	9.1	7.42E-03	7.7	7.9
120-150	131.1													1.53E-03	17	7.9

Table A.2: Double-differential cross section times the dimuon branching fraction of the  $\psi(2S)$  meson for different ranges of  $p_T$ , in bins of  $|y|$  and for the full  $|y|$  range, for the unpolarized decay hypothesis, with their statistical and systematic uncertainties in percent. The average  $p_T$  value in each bin is also given. The global uncertainty in the integrated luminosity of 2.3% is not included in the systematic uncertainties.

$p_T$ [GeV]	$\langle p_T \rangle$ [GeV]	$B d\sigma^2/dp_T dy$														
		$ y  < 0.3$		$0.3 <  y  < 0.6$		$0.6 <  y  < 0.9$		$0.9 <  y  < 1.2$		$ y  < 1.2$						
		[pb/GeV]	stat %	syst %	[pb/GeV]	stat %	syst %	[pb/GeV]	stat %	syst %	[pb/GeV]	stat %	syst %	[pb/GeV]	stat %	syst %
20-22	21.1	1.62E+00	3.3	5.4	1.65E+00	3.3	5.5	1.67E+00	3.2	5.0	1.58E+00	3.6	5.8	1.63E+00	1.6	5.8
22-25	23.7	9.46E-01	4.2	5.0	8.90E-01	4.4	5.0	1.03E+00	3.9	4.6	8.30E-01	4.8	5.3	9.19E-01	2.1	5.4
25-28	26.2	5.23E-01	5.6	5.0	5.12E-01	5.7	5.2	5.23E-01	5.3	4.4	4.89E-01	6.1	6.7	5.10E-01	2.8	6.8
28-30	28.7	3.45E-01	6.9	5.4	3.77E-01	6.3	5.6	3.08E-01	7.3	5.0	3.55E-01	6.8	6.7	3.45E-01	3.3	6.8
30-35	32.2	1.94E-01	6.4	6.1	2.04E-01	6.2	7.0	1.82E-01	6.6	6.2	1.46E-01	8.2	11	1.80E-01	3.3	11
35-40	37.2	9.68E-02	9.2	7.3	8.87E-02	9.1	8.1	8.42E-02	9.2	9.0	7.22E-02	11	12	8.46E-02	4.7	12
40-55	45.7	2.93E-02	9.3	7.5	2.87E-02	9.4	8.2	2.90E-02	9.6	9.1	2.63E-02	11	12	2.81E-02	4.8	12
55-75	62.5	4.75E-03	66	12	5.07E-03	21	15	4.82E-03	10	15	6.59E-03	18	17	4.97E-03	11	16
75-100	84.2	1.01E-03	48	18	1.20E-03	17	17	1.24E-03	23	18	8.81E-04	23	20	1.08E-03	6.6	20
100-130	111.0													2.85E-04	24	20

Table A.3: Double-differential cross section times the dimuon branching fraction of the  $Y(1S)$  meson for different ranges of  $p_T$ , in bins of  $|y|$  and for the full  $|y|$  range, for the unpolarized decay hypothesis, with their statistical and systematic uncertainties in percent. The average  $p_T$  value in each bin is also given. The global uncertainty in the integrated luminosity of 2.3% is not included in the systematic uncertainties.

$p_T$ [GeV]	$\langle p_T \rangle$ [GeV]	$\mathcal{B} d\sigma^2 / dp_T dy$								
		$ y  < 0.6$		$0.6 <  y  < 1.2$		$ y  < 1.2$				
		[pb/GeV]	stat %	syst %	[pb/GeV]	stat %	syst %	[pb/GeV]	stat %	syst %
20-22	20.9	5.76E+00	1.7	7.1	5.46E+00	1.7	7.8	5.62E+00	0.9	7.3
22-24	22.9	3.60E+00	1.6	6.0	3.77E+00	2.1	6.7	3.68E+00	1.1	6.3
24-26	25.0	2.50E+00	1.9	5.3	2.44E+00	2.1	6.1	2.47E+00	1.3	5.6
26-28	26.9	1.72E+00	2.2	4.8	1.75E+00	2.5	5.3	1.73E+00	1.5	4.9
28-30	29.0	1.19E+00	2.6	4.9	1.21E+00	3.1	5.2	1.20E+00	1.8	4.9
30-32	31.0	8.50E-01	3.5	4.9	8.62E-01	3.5	5.3	8.55E-01	2.1	5.1
32-34	33.0	6.43E-01	4.0	4.9	6.26E-01	4.1	5.0	6.36E-01	2.4	4.8
34-36	35.0	4.88E-01	4.2	4.7	4.55E-01	5.1	5.4	4.72E-01	2.8	5.3
36-38	37.0	3.52E-01	5.2	4.8	3.12E-01	6.0	6.1	3.32E-01	3.4	5.8
38-40	39.0	2.37E-01	6.1	5.0	2.65E-01	6.5	6.2	2.51E-01	3.9	6.0
40-43	41.4	2.17E-01	5.4	5.4	1.91E-01	5.7	5.1	2.04E-01	3.5	4.8
43-46	44.4	1.39E-01	6.0	5.5	1.17E-01	7.3	5.0	1.28E-01	4.3	4.9
46-50	47.9	7.87E-02	7.0	5.2	8.25E-02	7.0	5.1	8.07E-02	4.6	4.6
50-55	52.3	5.36E-02	7.4	5.0	4.96E-02	8.2	5.2	5.16E-02	5.2	4.7
55-60	57.3	3.72E-02	8.8	5.4	2.96E-02	11	5.6	3.33E-02	6.5	4.8
60-70	64.3	1.51E-02	10	5.2	1.72E-02	11	5.6	1.62E-02	6.8	5.1
70-100	80.5	3.83E-03	12	5.4	4.85E-03	12	5.6	4.32E-03	7.7	4.7
100-130	111.5							6.48E-04	20	4.7

Table A.4: Double-differential cross section times the dimuon branching fraction of the  $\Upsilon(2S)$  meson for different ranges of  $p_T$ , in bins of  $|y|$  and for the full  $|y|$  range, for the unpolarized decay hypothesis, with their statistical and systematic uncertainties in percent. The average  $p_T$  value in each bin is also given. The global uncertainty in the integrated luminosity of 2.3% is not included in the systematic uncertainties.

$p_T$ [GeV]	$\langle p_T \rangle$ [GeV]	$B d\sigma^2/dp_T dy$								
		$ y  < 0.6$		$0.6 <  y  < 1.2$		$ y  < 1.2$				
		[pb/GeV]	stat %	syst %	[pb/GeV]	stat %	syst %	[pb/GeV]	stat %	syst %
20-22	20.9	2.45E+00	2.6	6.1	2.30E+00	2.7	6.9	2.38E+00	1.4	6.4
22-24	22.9	1.55E+00	2.3	5.7	1.60E+00	3.3	7.1	1.57E+00	1.7	6.8
24-26	25.0	1.15E+00	2.7	5.2	1.16E+00	3.1	6.1	1.16E+00	1.9	5.8
26-28	26.9	7.54E-01	3.3	4.9	8.27E-01	3.7	5.9	7.89E-01	2.3	5.6
28-30	29.0	5.51E-01	3.7	5.0	5.39E-01	4.6	5.8	5.45E-01	2.7	5.5
30-32	31.0	4.02E-01	4.8	5.4	4.28E-01	5.2	6.5	4.14E-01	3.1	6.3
32-34	33.0	3.04E-01	5.8	6.0	3.31E-01	5.8	5.7	3.18E-01	3.6	5.5
34-36	35.0	2.36E-01	5.9	4.8	2.47E-01	7.6	6.2	2.41E-01	4.1	6.0
36-38	37.0	1.54E-01	7.2	4.7	1.61E-01	8.3	6.0	1.57E-01	5.0	5.6
38-40	39.0	1.28E-01	7.8	4.9	1.23E-01	9.4	5.8	1.26E-01	5.7	5.6
40-43	41.4	9.52E-02	7.6	5.2	1.03E-01	8.0	5.4	9.89E-02	5.0	5.1
43-46	44.4	6.83E-02	8.3	4.9	5.68E-02	11	5.0	6.19E-02	6.4	4.7
46-50	47.9	4.53E-02	9.1	4.8	3.32E-02	12	5.4	3.93E-02	6.9	5.0
50-55	52.3	2.81E-02	9.9	5.1	2.57E-02	12	5.4	2.68E-02	7.3	4.9
55-60	57.3	2.00E-02	11	5.5	1.77E-02	14	5.8	1.88E-02	8.6	5.1
60-70	64.3	8.99E-03	13	5.5	1.10E-02	13	6.3	9.96E-03	8.8	5.5
70-100	80.5	1.91E-03	19	6.3	2.24E-03	17	7.1	2.08E-03	12	5.9
100-130	111.5							5.79E-04	35	6.0

Table A.5: Double-differential cross section times the dimuon branching fraction of the  $Y(3S)$  meson for different ranges of  $p_T$ , in bins of  $|y|$  and for the full  $|y|$  range, for the unpolarized decay hypothesis, with their statistical and systematic uncertainties in percent. The average  $p_T$  value in each bin is also given. The global uncertainty in the integrated luminosity of 2.3% is not included in the systematic uncertainties.

$p_T$ [GeV]	$\langle p_T \rangle$ [GeV]	$\mathcal{B} d\sigma^2 / dp_T dy$								
		$ y  < 0.6$		$0.6 <  y  < 1.2$		$ y  < 1.2$				
		[pb/GeV]	stat %	syst %	[pb/GeV]	stat %	syst %	[pb/GeV]	stat %	syst %
20-22	20.9	1.64E+00	3.3	7.3	1.55E+00	3.5	7.1	1.60E+00	1.8	6.7
22-24	22.9	1.08E+00	2.9	6.0	1.21E+00	4.0	6.5	1.13E+00	2.0	6.2
24-26	25.0	7.94E-01	3.4	6.2	7.81E-01	4.1	6.4	7.88E-01	2.4	6.1
26-28	26.9	5.72E-01	3.9	6.2	5.84E-01	4.8	6.6	5.79E-01	2.8	6.3
28-30	29.0	4.11E-01	4.5	5.8	3.79E-01	6.0	7.0	3.96E-01	3.3	6.8
30-32	31.0	2.93E-01	6.0	6.4	3.10E-01	6.6	7.3	3.01E-01	3.8	7.0
32-34	33.0	2.54E-01	6.9	6.1	2.13E-01	7.9	6.9	2.34E-01	4.3	6.8
34-36	35.0	1.82E-01	7.0	5.9	1.84E-01	9.7	8.1	1.82E-01	4.7	7.9
36-38	37.0	1.41E-01	7.9	5.8	1.27E-01	10	8.2	1.34E-01	5.4	8.0
38-40	39.0	1.16E-01	8.7	6.0	1.23E-01	11	8.0	1.19E-01	5.7	7.9
40-43	41.4	7.36E-02	9.4	6.4	7.23E-02	10	6.5	7.33E-02	6.1	6.1
43-46	44.4	4.46E-02	11	6.3	4.81E-02	13	6.0	4.59E-02	7.7	5.8
46-50	47.9	3.64E-02	11	6.8	2.84E-02	13	6.4	3.24E-02	7.7	6.0
50-55	52.3	2.22E-02	12	6.9	2.28E-02	13	7.2	2.24E-02	8.4	6.9
55-60	57.3	1.48E-02	14	8.1	1.35E-02	18	8.8	1.43E-02	11	8.3
60-70	64.3	6.34E-03	16	10	8.50E-03	17	11	7.36E-03	10	10
70-100	80.5	1.88E-03	17	13	2.10E-03	19	13	1.98E-03	12	13
100-130	111.5							2.30E-04	48	13





Table A.8: Multiplicative scaling factors to obtain the  $Y(1S)$  differential cross sections for different polarization scenarios ( $\lambda_\theta^{\text{HX}} = +1, k, -1$ ) from the unpolarized cross section measurements given in Table A.3. The parameter  $k$  corresponds to a linear interpolation of the CMS measured value of  $\lambda_\theta^{\text{HX}}$  [32] as a function of  $p_T$  for  $p_T < 50$  GeV. For  $p_T > 50$  GeV, where no measurements of  $\lambda_\theta^{\text{HX}}$  exist,  $k$  is taken as the average of all the measured values of  $\lambda_\theta^{\text{HX}}$  for  $p_T < 50$  GeV.

$p_T$ [GeV]	$ y  < 0.6$			$0.6 <  y  < 1.2$			$ y  < 1.2$		
	$\lambda_\theta = +1$	$\lambda_\theta = k$	$\lambda_\theta = -1$	$\lambda_\theta = +1$	$\lambda_\theta = k$	$\lambda_\theta = -1$	$\lambda_\theta = +1$	$\lambda_\theta = k$	$\lambda_\theta = -1$
20–22	1.14	0.98	0.78	1.14	0.98	0.78	1.14	0.98	0.78
22–24	1.13	0.99	0.78	1.13	0.99	0.78	1.13	0.99	0.78
24–26	1.12	0.99	0.79	1.12	0.99	0.79	1.12	0.99	0.79
26–28	1.11	0.99	0.80	1.11	0.99	0.80	1.11	0.99	0.80
28–30	1.11	0.99	0.81	1.11	0.99	0.81	1.11	0.99	0.81
30–32	1.10	1.01	0.81	1.10	1.01	0.81	1.10	1.01	0.81
32–34	1.10	1.01	0.82	1.10	1.01	0.82	1.10	1.01	0.82
34–36	1.09	1.01	0.82	1.09	1.01	0.82	1.09	1.01	0.82
36–38	1.09	1.01	0.83	1.09	1.01	0.83	1.09	1.01	0.83
38–40	1.10	1.01	0.83	1.10	1.01	0.83	1.10	1.01	0.83
40–43	1.08	1.01	0.84	1.08	1.01	0.84	1.08	1.01	0.84
43–46	1.07	1.01	0.85	1.07	1.01	0.85	1.07	1.01	0.85
46–50	1.07	1.01	0.85	1.07	1.01	0.85	1.07	1.01	0.85
50–55	1.06	0.99	0.86	1.06	0.99	0.86	1.06	0.99	0.86
55–60	1.05	0.99	0.88	1.05	0.99	0.88	1.05	0.99	0.88
60–70	1.05	0.99	0.88	1.05	0.99	0.88	1.05	0.99	0.88
70–100	1.03	1.00	0.92	1.03	1.00	0.92	1.03	1.00	0.92
100–130							1.03	1.00	0.92



Table A.9: Multiplicative scaling factors to obtain the  $Y(2S)$  differential cross sections for different polarization scenarios ( $\lambda_\theta^{\text{HX}} = +1, k, -1$ ) from the unpolarized cross section measurements given in Table A.4. The parameter  $k$  corresponds to a linear interpolation of the CMS measured value of  $\lambda_\theta^{\text{HX}}$  [32] as a function of  $p_T$  for  $p_T < 50$  GeV. For  $p_T > 50$  GeV, where no measurements of  $\lambda_\theta^{\text{HX}}$  exist,  $k$  is taken as the average of all the measured values of  $\lambda_\theta^{\text{HX}}$  for  $p_T < 50$  GeV.

$p_T$ [GeV]	$ y  < 0.6$			$0.6 <  y  < 1.2$			$ y  < 1.2$		
	$\lambda_\theta = +1$	$\lambda_\theta = k$	$\lambda_\theta = -1$	$\lambda_\theta = +1$	$\lambda_\theta = k$	$\lambda_\theta = -1$	$\lambda_\theta = +1$	$\lambda_\theta = k$	$\lambda_\theta = -1$
20–22	1.14	1.03	0.78	1.14	1.03	0.78	1.14	1.03	0.78
22–24	1.13	1.03	0.79	1.13	1.03	0.79	1.13	1.03	0.79
24–26	1.12	1.03	0.79	1.12	1.03	0.79	1.12	1.03	0.79
26–28	1.11	1.03	0.80	1.11	1.03	0.80	1.11	1.03	0.80
28–30	1.11	1.03	0.81	1.11	1.03	0.81	1.11	1.03	0.81
30–32	1.10	1.03	0.82	1.10	1.03	0.82	1.10	1.03	0.82
32–34	1.10	1.03	0.82	1.10	1.03	0.82	1.10	1.03	0.82
34–36	1.09	1.03	0.82	1.09	1.03	0.82	1.09	1.03	0.82
36–38	1.09	1.03	0.83	1.09	1.03	0.83	1.09	1.03	0.83
38–40	1.09	1.03	0.83	1.09	1.03	0.83	1.09	1.03	0.83
40–43	1.08	1.03	0.84	1.08	1.03	0.84	1.08	1.03	0.84
43–46	1.07	1.02	0.85	1.07	1.02	0.85	1.07	1.02	0.85
46–50	1.07	1.02	0.86	1.07	1.02	0.86	1.07	1.02	0.86
50–55	1.06	0.99	0.87	1.06	0.99	0.87	1.06	0.99	0.87
55–60	1.06	0.99	0.86	1.06	0.99	0.86	1.06	0.99	0.86
60–70	1.05	0.99	0.90	1.05	0.99	0.90	1.05	0.99	0.90
70–100	1.03	0.99	0.92	1.03	0.99	0.92	1.03	0.99	0.92
100–130							1.03	0.99	0.92

Table A.10: Multiplicative scaling factors to obtain the  $Y(3S)$  differential cross sections for different polarization scenarios ( $\lambda_\theta^{\text{HX}} = +1, k, -1$ ) from the unpolarized cross section measurements given in Table A.5. The parameter  $k$  corresponds to a linear interpolation of the CMS measured value of  $\lambda_\theta^{\text{HX}}$  [32] as a function of  $p_T$  for  $p_T < 50 \text{ GeV}$ . For  $p_T > 50 \text{ GeV}$ , where no measurements of  $\lambda_\theta^{\text{HX}}$  exist,  $k$  is taken as the average of all the measured values of  $\lambda_\theta^{\text{HX}}$  for  $p_T < 50 \text{ GeV}$ , which are all consistent with a single value.

$p_T$ [GeV]	$ y  < 0.6$			$0.6 <  y  < 1.2$			$ y  < 1.2$		
	$\lambda_\theta = +1$	$\lambda_\theta = k$	$\lambda_\theta = -1$	$\lambda_\theta = +1$	$\lambda_\theta = k$	$\lambda_\theta = -1$	$\lambda_\theta = +1$	$\lambda_\theta = k$	$\lambda_\theta = -1$
20–22	1.13	1.03	0.78	1.13	1.03	0.78	1.13	1.03	0.78
22–24	1.13	1.02	0.79	1.13	1.02	0.79	1.13	1.02	0.79
24–26	1.12	1.02	0.79	1.12	1.02	0.79	1.12	1.02	0.79
26–28	1.11	1.02	0.80	1.11	1.02	0.80	1.11	1.02	0.80
28–30	1.11	1.02	0.81	1.11	1.02	0.81	1.11	1.02	0.81
30–32	1.10	1.03	0.82	1.10	1.03	0.82	1.10	1.03	0.82
32–34	1.10	1.03	0.82	1.10	1.03	0.82	1.10	1.03	0.82
34–36	1.09	1.03	0.83	1.09	1.03	0.83	1.09	1.03	0.83
36–38	1.09	1.03	0.83	1.09	1.03	0.83	1.09	1.03	0.83
38–40	1.09	1.03	0.84	1.09	1.03	0.84	1.09	1.03	0.84
40–43	1.08	1.03	0.84	1.08	1.03	0.84	1.08	1.03	0.84
43–46	1.07	1.02	0.85	1.07	1.02	0.85	1.07	1.02	0.85
46–50	1.06	1.02	0.86	1.06	1.02	0.86	1.06	1.02	0.86
50–55	1.06	0.99	0.87	1.06	0.99	0.87	1.06	0.99	0.87
55–60	1.06	0.99	0.87	1.06	0.99	0.87	1.06	0.99	0.87
60–70	1.05	0.99	0.89	1.05	0.99	0.89	1.05	0.99	0.89
70–100	1.03	0.99	0.92	1.03	0.99	0.92	1.03	0.99	0.92
100–130							1.03	0.99	0.92

Table A.11: Ratios of the  $p_T$  differential cross sections times dimuon branching fractions of the prompt  $\psi(2S)$  to  $J/\psi$ ,  $Y(2S)$  to  $Y(1S)$ , and  $Y(3S)$  to  $Y(1S)$  mesons for  $|y| < 1.2$ , with their statistical and systematic uncertainties in percent.

$p_T$ [GeV]	$\psi(2S) / J/\psi$		$p_T$ [GeV]	$Y(2S) / Y(1S)$		$Y(3S) / Y(1S)$	
	stat %	syst %		stat %	syst %	stat %	syst %
20-21	0.04	3	20-22	0.42	1.7	0.28	2.0
21-22	0.04	3	22-24	0.43	2.0	0.31	2.3
22-23	0.04	3	24-26	0.47	2.3	0.32	2.7
23-24	0.05	3	26-28	0.46	2.8	0.33	3.1
24-25	0.04	4	28-30	0.45	3.2	0.33	3.8
25-26	0.04	4	30-32	0.48	3.8	0.35	4.3
26-27	0.04	5	32-34	0.50	4.3	0.37	4.9
27-28	0.04	5	34-36	0.51	5.0	0.38	5.5
28-29	0.05	5	36-38	0.47	6.1	0.40	6.4
29-30	0.05	6	38-40	0.50	6.8	0.47	6.9
30-32	0.04	5	40-43	0.48	6.1	0.36	7.0
32-34	0.04	6	43-46	0.48	7.7	0.36	8.8
34-36	0.04	6	46-50	0.49	8.3	0.40	9.0
36-38	0.04	7	50-55	0.52	8.9	0.43	9.8
38-42	0.05	6	55-60	0.56	11	0.43	12
42-46	0.04	9	60-70	0.62	11	0.46	12
46-50	0.05	10	70-100	0.48	14	0.46	14
50-60	0.05	10	100-130	0.89	40	0.35	52
60-75	0.04	42					
75-95	0.05	10					
95-120	0.06	21					
120-150	0.07	71					



## B The CMS Collaboration

### Yerevan Physics Institute, Yerevan, Armenia

A.M. Sirunyan, A. Tumasyan

### Institut für Hochenergiephysik, Wien, Austria

W. Adam, F. Ambrogio, E. Asilar, T. Bergauer, J. Brandstetter, E. Brondolin, M. Dragicevic, J. Erö, M. Flechl, M. Friedl, R. Frühwirth<sup>1</sup>, V.M. Ghete, J. Grossmann, J. Hrubec, M. Jeitler<sup>1</sup>, A. König, N. Krammer, I. Krätschmer, D. Liko, T. Madlener, I. Mikulec, E. Pree, D. Rabady, N. Rad, H. Rohringer, J. Schieck<sup>1</sup>, R. Schöfbeck, M. Spanring, D. Spitzbart, W. Waltenberger, J. Wittmann, C.-E. Wulz<sup>1</sup>, M. Zarucki

### Institute for Nuclear Problems, Minsk, Belarus

V. Chekhovsky, V. Mossolov, J. Suarez Gonzalez

### Universiteit Antwerpen, Antwerpen, Belgium

E.A. De Wolf, D. Di Croce, X. Janssen, J. Lauwers, M. Van De Klundert, H. Van Haeevermaet, P. Van Mechelen, N. Van Remortel

### Vrije Universiteit Brussel, Brussel, Belgium

S. Abu Zeid, F. Blekman, J. D'Hondt, I. De Bruyn, J. De Clercq, K. Deroover, G. Flouris, D. Lontkovskyi, S. Lowette, S. Moortgat, L. Moreels, Q. Python, K. Skovpen, S. Tavernier, W. Van Doninck, P. Van Mulders, I. Van Parijs

### Université Libre de Bruxelles, Bruxelles, Belgium

H. Brun, B. Clerbaux, G. De Lentdecker, H. Delannoy, G. Fasanella, L. Favart, R. Goldouzian, A. Grebenyuk, G. Karapostoli, T. Lenzi, J. Luetic, T. Maerschalk, A. Marinov, A. Randle-conde, T. Seva, C. Vander Velde, P. Vanlaer, D. Vannerom, R. Yonamine, F. Zenoni, F. Zhang<sup>2</sup>

### Ghent University, Ghent, Belgium

A. Cimmino, T. Cornelis, D. Dobur, A. Fagot, M. Gul, I. Khvastunov, D. Poyraz, C. Roskas, S. Salva, M. Tytgat, W. Verbeke, N. Zaganidis

### Université Catholique de Louvain, Louvain-la-Neuve, Belgium

H. Bakhshiansohi, O. Bondu, S. Brochet, G. Bruno, C. Caputo, A. Caudron, S. De Visscher, C. Delaere, M. Delcourt, B. Francois, A. Giammanco, A. Jafari, M. Komm, G. Krintiras, V. Lemaitre, A. Magitteri, A. Mertens, M. Musich, K. Piotrkowski, L. Quertenmont, M. Vidal Marono, S. Wertz

### Université de Mons, Mons, Belgium

N. Bely

### Centro Brasileiro de Pesquisas Fisicas, Rio de Janeiro, Brazil

W.L. Aldá Júnior, F.L. Alves, G.A. Alves, L. Brito, M. Correa Martins Junior, C. Hensel, A. Moraes, M.E. Pol, P. Rebello Teles

### Universidade do Estado do Rio de Janeiro, Rio de Janeiro, Brazil

E. Belchior Batista Das Chagas, W. Carvalho, J. Chinellato<sup>3</sup>, A. Custódio, E.M. Da Costa, G.G. Da Silveira<sup>4</sup>, D. De Jesus Damiao, S. Fonseca De Souza, L.M. Huertas Guativa, H. Malbouisson, M. Melo De Almeida, C. Mora Herrera, L. Mundim, H. Nogima, A. Santoro, A. Sznajder, E.J. Tonelli Manganote<sup>3</sup>, F. Torres Da Silva De Araujo, A. Vilela Pereira

### Universidade Estadual Paulista <sup>a</sup>, Universidade Federal do ABC <sup>b</sup>, São Paulo, Brazil

S. Ahuja<sup>a</sup>, C.A. Bernardes<sup>a</sup>, T.R. Fernandez Perez Tomei<sup>a</sup>, E.M. Gregores<sup>b</sup>, P.G. Mercadante<sup>b</sup>, S.F. Novaes<sup>a</sup>, Sandra S. Padula<sup>a</sup>, D. Romero Abad<sup>b</sup>, J.C. Ruiz Vargas<sup>a</sup>

**Institute for Nuclear Research and Nuclear Energy, Bulgarian Academy of Sciences, Sofia, Bulgaria**

A. Aleksandrov, R. Hadjiiska, P. Iaydjiev, M. Misheva, M. Rodozov, M. Shopova, S. Stoykova, G. Sultanov

**University of Sofia, Sofia, Bulgaria**

A. Dimitrov, I. Glushkov, L. Litov, B. Pavlov, P. Petkov

**Beihang University, Beijing, China**

W. Fang<sup>5</sup>, X. Gao<sup>5</sup>

**Institute of High Energy Physics, Beijing, China**

M. Ahmad, J.G. Bian, G.M. Chen, H.S. Chen, M. Chen, Y. Chen, C.H. Jiang, D. Leggat, H. Liao, Z. Liu, F. Romeo, S.M. Shaheen, A. Spiezia, J. Tao, C. Wang, Z. Wang, E. Yazgan, H. Zhang, S. Zhang, J. Zhao

**State Key Laboratory of Nuclear Physics and Technology, Peking University, Beijing, China**

Y. Ban, G. Chen, Q. Li, S. Liu, Y. Mao, S.J. Qian, D. Wang, Z. Xu

**Universidad de Los Andes, Bogota, Colombia**

C. Avila, A. Cabrera, L.F. Chaparro Sierra, C. Florez, C.F. González Hernández, J.D. Ruiz Alvarez

**University of Split, Faculty of Electrical Engineering, Mechanical Engineering and Naval Architecture, Split, Croatia**

B. Courbon, N. Godinovic, D. Lelas, I. Puljak, P.M. Ribeiro Cipriano, T. Sculac

**University of Split, Faculty of Science, Split, Croatia**

Z. Antunovic, M. Kovac

**Institute Rudjer Boskovic, Zagreb, Croatia**

V. Brigljevic, D. Ferencek, K. Kadija, B. Mesic, A. Starodumov<sup>6</sup>, T. Susa

**University of Cyprus, Nicosia, Cyprus**

M.W. Ather, A. Attikis, G. Mavromanolakis, J. Mousa, C. Nicolaou, F. Ptochos, P.A. Razis, H. Rykaczewski

**Charles University, Prague, Czech Republic**

M. Finger<sup>7</sup>, M. Finger Jr.<sup>7</sup>

**Universidad San Francisco de Quito, Quito, Ecuador**

E. Carrera Jarrin

**Academy of Scientific Research and Technology of the Arab Republic of Egypt, Egyptian Network of High Energy Physics, Cairo, Egypt**

Y. Assran<sup>8,9</sup>, S. Elgammal<sup>9</sup>, A. Mahrous<sup>10</sup>

**National Institute of Chemical Physics and Biophysics, Tallinn, Estonia**

R.K. Dewanjee, M. Kadastik, L. Perrini, M. Raidal, A. Tiko, C. Veelken

**Department of Physics, University of Helsinki, Helsinki, Finland**

P. Eerola, J. Pekkanen, M. Voutilainen

**Helsinki Institute of Physics, Helsinki, Finland**

J. Härkönen, T. Järvinen, V. Karimäki, R. Kinnunen, T. Lampén, K. Lassila-Perini, S. Lehti, T. Lindén, P. Luukka, E. Tuominen, J. Tuominiemi, E. Tuovinen

**Lappeenranta University of Technology, Lappeenranta, Finland**

J. Talvitie, T. Tuuva

**IRFU, CEA, Université Paris-Saclay, Gif-sur-Yvette, France**

M. Besancon, F. Couderc, M. Dejardin, D. Denegri, J.L. Faure, F. Ferri, S. Ganjour, S. Ghosh, A. Givernaud, P. Gras, G. Hamel de Monchenault, P. Jarry, I. Kucher, E. Locci, M. Mached, J. Malcles, G. Negro, J. Rander, A. Rosowsky, M.Ö. Sahin, M. Titov

**Laboratoire Leprince-Ringuet, Ecole polytechnique, CNRS/IN2P3, Université Paris-Saclay, Palaiseau, France**

A. Abdulsalam, I. Antropov, S. Baffioni, F. Beaudette, P. Busson, L. Cadamuro, C. Charlot, R. Granier de Cassagnac, M. Jo, S. Lisniak, A. Lobanov, J. Martin Blanco, M. Nguyen, C. Ochando, G. Ortona, P. Paganini, P. Pigard, S. Regnard, R. Salerno, J.B. Sauvan, Y. Sirois, A.G. Stahl Leiton, T. Strebler, Y. Yilmaz, A. Zabi, A. Zghiche

**Université de Strasbourg, CNRS, IPHC UMR 7178, F-67000 Strasbourg, France**J.-L. Agram<sup>11</sup>, J. Andrea, D. Bloch, J.-M. Brom, M. Buttignol, E.C. Chabert, N. Chanon, C. Collard, E. Conte<sup>11</sup>, X. Coubez, J.-C. Fontaine<sup>11</sup>, D. Gelé, U. Goerlach, M. Jansová, A.-C. Le Bihan, N. Tonon, P. Van Hove**Centre de Calcul de l'Institut National de Physique Nucleaire et de Physique des Particules, CNRS/IN2P3, Villeurbanne, France**

S. Gadrat

**Université de Lyon, Université Claude Bernard Lyon 1, CNRS-IN2P3, Institut de Physique Nucléaire de Lyon, Villeurbanne, France**S. Beauceron, C. Bernet, G. Boudoul, R. Chierici, D. Contardo, P. Depasse, H. El Mamouni, J. Fay, L. Finco, S. Gascon, M. Gouzevitch, G. Grenier, B. Ille, F. Lagarde, I.B. Laktineh, M. Lethuillier, L. Mirabito, A.L. Pequegnot, S. Perries, A. Popov<sup>12</sup>, V. Sordini, M. Vander Donckt, S. Viret**Georgian Technical University, Tbilisi, Georgia**A. Khvedelidze<sup>7</sup>**Tbilisi State University, Tbilisi, Georgia**I. Bagaturia<sup>13</sup>**RWTH Aachen University, I. Physikalisches Institut, Aachen, Germany**C. Autermann, S. Beranek, L. Feld, M.K. Kiesel, K. Klein, M. Lipinski, M. Preuten, C. Schomakers, J. Schulz, T. Verlage, V. Zhukov<sup>12</sup>**RWTH Aachen University, III. Physikalisches Institut A, Aachen, Germany**

A. Albert, E. Dietz-Laursonn, D. Duchardt, M. Endres, M. Erdmann, S. Erdweg, T. Esch, R. Fischer, A. Güth, M. Hamer, T. Hebbeker, C. Heidemann, K. Hoepfner, S. Knutzen, M. Merschmeyer, A. Meyer, P. Millet, S. Mukherjee, M. Olschewski, K. Padeken, T. Pook, M. Radziej, H. Reithler, M. Rieger, F. Scheuch, D. Teyssier, S. Thüer

**RWTH Aachen University, III. Physikalisches Institut B, Aachen, Germany**G. Flügge, B. Kargoll, T. Kress, A. Künsken, J. Lingemann, T. Müller, A. Nehr Korn, A. Nowack, C. Pistone, O. Pooth, A. Stahl<sup>14</sup>**Deutsches Elektronen-Synchrotron, Hamburg, Germany**M. Aldaya Martin, T. Arndt, C. Asawatangtrakuldee, K. Beernaert, O. Behnke, U. Behrens, A. Bermúdez Martínez, A.A. Bin Anuar, K. Borras<sup>15</sup>, V. Botta, A. Campbell, P. Connor, C. Contreras-Campana, F. Costanza, C. Diez Pardos, G. Eckerlin, D. Eckstein, T. Eichhorn,

E. Eren, E. Gallo<sup>16</sup>, J. Garay Garcia, A. Geiser, A. Gizhko, J.M. Grados Luyando, A. Grohsjean, P. Gunnellini, M. Guthoff, A. Harb, J. Hauk, M. Hempel<sup>17</sup>, H. Jung, A. Kalogeropoulos, M. Kasemann, J. Keaveney, C. Kleinwort, I. Korol, D. Krücker, W. Lange, A. Lelek, T. Lenz, J. Leonard, K. Lipka, W. Lohmann<sup>17</sup>, R. Mankel, I.-A. Melzer-Pellmann, A.B. Meyer, G. Mittag, J. Mnich, A. Mussgiller, E. Ntomari, D. Pitzl, A. Raspereza, B. Roland, M. Savitskyi, P. Saxena, R. Shevchenko, S. Spannagel, N. Stefaniuk, G.P. Van Onsem, R. Walsh, Y. Wen, K. Wichmann, C. Wissing, O. Zenaiev

**University of Hamburg, Hamburg, Germany**

S. Bein, V. Blobel, M. Centis Vignali, T. Dreyer, E. Garutti, D. Gonzalez, J. Haller, A. Hinzmann, M. Hoffmann, A. Karavdina, R. Klanner, R. Kogler, N. Kovalchuk, S. Kurz, T. Lapsien, I. Marchesini, D. Marconi, M. Meyer, M. Niedziela, D. Nowatschin, F. Pantaleo<sup>14</sup>, T. Peiffer, A. Perieanu, C. Scharf, P. Schleper, A. Schmidt, S. Schumann, J. Schwandt, J. Sonneveld, H. Stadie, G. Steinbrück, F.M. Stober, M. Stöver, H. Tholen, D. Troendle, E. Usai, L. Vanelderen, A. Vanhoefer, B. Vormwald

**Institut für Experimentelle Kernphysik, Karlsruhe, Germany**

M. Akbiyik, C. Barth, S. Baur, E. Butz, R. Caspart, T. Chwalek, F. Colombo, W. De Boer, A. Dierlamm, B. Freund, R. Friese, M. Giffels, A. Gilbert, D. Haitz, F. Hartmann<sup>14</sup>, S.M. Heindl, U. Husemann, F. Kassel<sup>14</sup>, S. Kudella, H. Mildner, M.U. Mozer, Th. Müller, M. Plagge, G. Quast, K. Rabbertz, M. Schröder, I. Shvetsov, G. Sieber, H.J. Simonis, R. Ulrich, S. Wayand, M. Weber, T. Weiler, S. Williamson, C. Wöhrmann, R. Wolf

**Institute of Nuclear and Particle Physics (INPP), NCSR Demokritos, Aghia Paraskevi, Greece**

G. Anagnostou, G. Daskalakis, T. Gerasis, V.A. Giakoumopoulou, A. Kyriakis, D. Loukas, I. Topsis-Giotis

**National and Kapodistrian University of Athens, Athens, Greece**

G. Karathanasis, S. Kesisoglou, A. Panagiotou, N. Saoulidou

**National Technical University of Athens, Athens, Greece**

K. Kousouris

**University of Ioánnina, Ioánnina, Greece**

I. Evangelou, C. Foudas, P. Kokkas, S. Mallios, N. Manthos, I. Papadopoulos, E. Paradas, J. Strologas, F.A. Triantis

**MTA-ELTE Lendület CMS Particle and Nuclear Physics Group, Eötvös Loránd University, Budapest, Hungary**

M. Csanad, N. Filipovic, G. Pasztor, G.I. Veres<sup>18</sup>

**Wigner Research Centre for Physics, Budapest, Hungary**

G. Bencze, C. Hajdu, D. Horvath<sup>19</sup>, Á. Hunyadi, F. Sikler, V. Veszpremi, A.J. Zsigmond

**Institute of Nuclear Research ATOMKI, Debrecen, Hungary**

N. Beni, S. Czellar, J. Karancsi<sup>20</sup>, A. Makovec, J. Molnar, Z. Szillasi

**Institute of Physics, University of Debrecen, Debrecen, Hungary**

M. Bartók<sup>18</sup>, P. Raics, Z.L. Trocsanyi, B. Ujvari

**Indian Institute of Science (IISc), Bangalore, India**

S. Choudhury, J.R. Komaragiri



**National Institute of Science Education and Research, Bhubaneswar, India**

S. Bahinipati<sup>21</sup>, S. Bhowmik, P. Mal, K. Mandal, A. Nayak<sup>22</sup>, D.K. Sahoo<sup>21</sup>, N. Sahoo, S.K. Swain

**Panjab University, Chandigarh, India**

S. Bansal, S.B. Beri, V. Bhatnagar, R. Chawla, N. Dhingra, A.K. Kalsi, A. Kaur, M. Kaur, R. Kumar, P. Kumari, A. Mehta, J.B. Singh, G. Walia

**University of Delhi, Delhi, India**

Ashok Kumar, Aashaq Shah, A. Bhardwaj, S. Chauhan, B.C. Choudhary, R.B. Garg, S. Keshri, A. Kumar, S. Malhotra, M. Naimuddin, K. Ranjan, R. Sharma

**Saha Institute of Nuclear Physics, HBNI, Kolkata, India**

R. Bhardwaj, R. Bhattacharya, S. Bhattacharya, U. Bhawandeep, S. Dey, S. Dutt, S. Dutta, S. Ghosh, N. Majumdar, A. Modak, K. Mondal, S. Mukhopadhyay, S. Nandan, A. Purohit, A. Roy, D. Roy, S. Roy Chowdhury, S. Sarkar, M. Sharan, S. Thakur

**Indian Institute of Technology Madras, Madras, India**

P.K. Behera

**Bhabha Atomic Research Centre, Mumbai, India**

R. Chudasama, D. Dutta, V. Jha, V. Kumar, A.K. Mohanty<sup>14</sup>, P.K. Netrakanti, L.M. Pant, P. Shukla, A. Topkar

**Tata Institute of Fundamental Research-A, Mumbai, India**

T. Aziz, S. Dugad, B. Mahakud, S. Mitra, G.B. Mohanty, N. Sur, B. Sutar

**Tata Institute of Fundamental Research-B, Mumbai, India**

S. Banerjee, S. Bhattacharya, S. Chatterjee, P. Das, M. Guhait, Sa. Jain, S. Kumar, M. Maity<sup>23</sup>, G. Majumder, K. Mazumdar, T. Sarkar<sup>23</sup>, N. Wickramage<sup>24</sup>

**Indian Institute of Science Education and Research (IISER), Pune, India**

S. Chauhan, S. Dube, V. Hegde, A. Kapoor, K. Kothekar, S. Pandey, A. Rane, S. Sharma

**Institute for Research in Fundamental Sciences (IPM), Tehran, Iran**

S. Chenarani<sup>25</sup>, E. Eskandari Tadavani, S.M. Etesami<sup>25</sup>, M. Khakzad, M. Mohammadi Najafabadi, M. Naseri, S. Paktinat Mehdiabadi<sup>26</sup>, F. Rezaei Hosseinabadi, B. Safarzadeh<sup>27</sup>, M. Zeinali

**University College Dublin, Dublin, Ireland**

M. Felcini, M. Grunewald

**INFN Sezione di Bari <sup>a</sup>, Università di Bari <sup>b</sup>, Politecnico di Bari <sup>c</sup>, Bari, Italy**

M. Abbrescia<sup>a,b</sup>, C. Calabria<sup>a,b</sup>, A. Colaleo<sup>a</sup>, D. Creanza<sup>a,c</sup>, L. Cristella<sup>a,b</sup>, N. De Filippis<sup>a,c</sup>, M. De Palma<sup>a,b</sup>, F. Errico<sup>a,b</sup>, L. Fiore<sup>a</sup>, G. Iaselli<sup>a,c</sup>, S. Lezki<sup>a,b</sup>, G. Maggi<sup>a,c</sup>, M. Maggi<sup>a</sup>, G. Miniello<sup>a,b</sup>, S. My<sup>a,b</sup>, S. Nuzzo<sup>a,b</sup>, A. Pompili<sup>a,b</sup>, G. Pugliese<sup>a,c</sup>, R. Radogna<sup>a</sup>, A. Ranieri<sup>a</sup>, G. Selvaggi<sup>a,b</sup>, A. Sharma<sup>a</sup>, L. Silvestris<sup>a,14</sup>, R. Venditti<sup>a</sup>, P. Verwilligen<sup>a</sup>

**INFN Sezione di Bologna <sup>a</sup>, Università di Bologna <sup>b</sup>, Bologna, Italy**

G. Abbiendi<sup>a</sup>, C. Battilana<sup>a,b</sup>, D. Bonacorsi<sup>a,b</sup>, S. Braibant-Giacomelli<sup>a,b</sup>, R. Campanini<sup>a,b</sup>, P. Capiluppi<sup>a,b</sup>, A. Castro<sup>a,b</sup>, F.R. Cavallo<sup>a</sup>, S.S. Chhibra<sup>a</sup>, G. Codispoti<sup>a,b</sup>, M. Cuffiani<sup>a,b</sup>, G.M. Dallavalle<sup>a</sup>, F. Fabbri<sup>a</sup>, A. Fanfani<sup>a,b</sup>, D. Fasanella<sup>a,b</sup>, P. Giacomelli<sup>a</sup>, C. Grandi<sup>a</sup>, L. Guiducci<sup>a,b</sup>, S. Marcellini<sup>a</sup>, G. Masetti<sup>a</sup>, A. Montanari<sup>a</sup>, F.L. Navarria<sup>a,b</sup>, A. Perrotta<sup>a</sup>, A.M. Rossi<sup>a,b</sup>, T. Rovelli<sup>a,b</sup>, G.P. Siroli<sup>a,b</sup>, N. Tosi<sup>a</sup>

**INFN Sezione di Catania <sup>a</sup>, Università di Catania <sup>b</sup>, Catania, Italy**

S. Albergo<sup>a,b</sup>, S. Costa<sup>a,b</sup>, A. Di Mattia<sup>a</sup>, F. Giordano<sup>a,b</sup>, R. Potenza<sup>a,b</sup>, A. Tricomi<sup>a,b</sup>, C. Tuve<sup>a,b</sup>

**INFN Sezione di Firenze <sup>a</sup>, Università di Firenze <sup>b</sup>, Firenze, Italy**

G. Barbagli<sup>a</sup>, K. Chatterjee<sup>a,b</sup>, V. Ciulli<sup>a,b</sup>, C. Civinini<sup>a</sup>, R. D'Alessandro<sup>a,b</sup>, E. Focardi<sup>a,b</sup>, P. Lenzi<sup>a,b</sup>, M. Meschini<sup>a</sup>, S. Paoletti<sup>a</sup>, L. Russo<sup>a,28</sup>, G. Sguazzoni<sup>a</sup>, D. Strom<sup>a</sup>, L. Viliani<sup>a,b,14</sup>

**INFN Laboratori Nazionali di Frascati, Frascati, Italy**

L. Benussi, S. Bianco, F. Fabbri, D. Piccolo, F. Primavera<sup>14</sup>

**INFN Sezione di Genova <sup>a</sup>, Università di Genova <sup>b</sup>, Genova, Italy**

V. Calvelli<sup>a,b</sup>, F. Ferro<sup>a</sup>, E. Robutti<sup>a</sup>, S. Tosi<sup>a,b</sup>

**INFN Sezione di Milano-Bicocca <sup>a</sup>, Università di Milano-Bicocca <sup>b</sup>, Milano, Italy**

A. Benaglia<sup>a</sup>, L. Brianza<sup>a,b</sup>, F. Brivio<sup>a,b</sup>, V. Ciriolo<sup>a,b</sup>, M.E. Dinardo<sup>a,b</sup>, S. Fiorendi<sup>a,b</sup>, S. Gennai<sup>a</sup>, A. Ghezzi<sup>a,b</sup>, P. Govoni<sup>a,b</sup>, M. Malberti<sup>a,b</sup>, S. Malvezzi<sup>a</sup>, R.A. Manzoni<sup>a,b</sup>, D. Menasce<sup>a</sup>, L. Moroni<sup>a</sup>, M. Paganoni<sup>a,b</sup>, K. Pauwels<sup>a,b</sup>, D. Pedrini<sup>a</sup>, S. Pigazzini<sup>a,b,29</sup>, S. Ragazzi<sup>a,b</sup>, T. Tabarelli de Fatis<sup>a,b</sup>

**INFN Sezione di Napoli <sup>a</sup>, Università di Napoli 'Federico II' <sup>b</sup>, Napoli, Italy, Università della Basilicata <sup>c</sup>, Potenza, Italy, Università G. Marconi <sup>d</sup>, Roma, Italy**

S. Buontempo<sup>a</sup>, N. Cavallo<sup>a,c</sup>, S. Di Guida<sup>a,d,14</sup>, F. Fabozzi<sup>a,c</sup>, F. Fienga<sup>a,b</sup>, A.O.M. Iorio<sup>a,b</sup>, W.A. Khan<sup>a</sup>, L. Lista<sup>a</sup>, S. Meola<sup>a,d,14</sup>, P. Paolucci<sup>a,14</sup>, C. Sciacca<sup>a,b</sup>, F. Thyssen<sup>a</sup>

**INFN Sezione di Padova <sup>a</sup>, Università di Padova <sup>b</sup>, Padova, Italy, Università di Trento <sup>c</sup>, Trento, Italy**

P. Azzi<sup>a,14</sup>, N. Bacchetta<sup>a</sup>, L. Benato<sup>a,b</sup>, D. Bisello<sup>a,b</sup>, A. Boletti<sup>a,b</sup>, R. Carlin<sup>a,b</sup>, A. Carvalho Antunes De Oliveira<sup>a,b</sup>, P. Checchia<sup>a</sup>, M. Dall'Osso<sup>a,b</sup>, P. De Castro Manzano<sup>a</sup>, T. Dorigo<sup>a</sup>, U. Dosselli<sup>a</sup>, F. Gasparini<sup>a,b</sup>, U. Gasparini<sup>a,b</sup>, A. Gozzelino<sup>a</sup>, S. Lacaprara<sup>a</sup>, P. Lujan, M. Margoni<sup>a,b</sup>, A.T. Meneguzzo<sup>a,b</sup>, N. Pozzobon<sup>a,b</sup>, P. Ronchese<sup>a,b</sup>, R. Rossin<sup>a,b</sup>, F. Simonetto<sup>a,b</sup>, E. Torassa<sup>a</sup>, S. Ventura<sup>a</sup>, P. Zotto<sup>a,b</sup>

**INFN Sezione di Pavia <sup>a</sup>, Università di Pavia <sup>b</sup>, Pavia, Italy**

A. Braghieri<sup>a</sup>, A. Magnani<sup>a,b</sup>, P. Montagna<sup>a,b</sup>, S.P. Ratti<sup>a,b</sup>, V. Re<sup>a</sup>, M. Ressegotti, C. Riccardi<sup>a,b</sup>, P. Salvini<sup>a</sup>, I. Vai<sup>a,b</sup>, P. Vitulo<sup>a,b</sup>

**INFN Sezione di Perugia <sup>a</sup>, Università di Perugia <sup>b</sup>, Perugia, Italy**

L. Alunni Solestizi<sup>a,b</sup>, M. Biasini<sup>a,b</sup>, G.M. Bilei<sup>a</sup>, C. Cecchi<sup>a,b</sup>, D. Ciangottini<sup>a,b</sup>, L. Fanò<sup>a,b</sup>, P. Lariccia<sup>a,b</sup>, R. Leonardi<sup>a,b</sup>, E. Manoni<sup>a</sup>, G. Mantovani<sup>a,b</sup>, V. Mariani<sup>a,b</sup>, M. Menichelli<sup>a</sup>, A. Rossi<sup>a,b</sup>, A. Santocchia<sup>a,b</sup>, D. Spiga<sup>a</sup>

**INFN Sezione di Pisa <sup>a</sup>, Università di Pisa <sup>b</sup>, Scuola Normale Superiore di Pisa <sup>c</sup>, Pisa, Italy**

K. Androsov<sup>a</sup>, P. Azzurri<sup>a,14</sup>, G. Bagliesi<sup>a</sup>, T. Boccali<sup>a</sup>, L. Borrello, R. Castaldi<sup>a</sup>, M.A. Ciocci<sup>a,b</sup>, R. Dell'Orso<sup>a</sup>, G. Fedì<sup>a</sup>, L. Giannini<sup>a,c</sup>, A. Giassi<sup>a</sup>, M.T. Grippo<sup>a,28</sup>, F. Ligabue<sup>a,c</sup>, T. Lomtadze<sup>a</sup>, E. Manca<sup>a,c</sup>, G. Mandorli<sup>a,c</sup>, L. Martini<sup>a,b</sup>, A. Messineo<sup>a,b</sup>, F. Palla<sup>a</sup>, A. Rizzi<sup>a,b</sup>, A. Savoy-Navarro<sup>a,30</sup>, P. Spagnolo<sup>a</sup>, R. Tenchini<sup>a</sup>, G. Tonelli<sup>a,b</sup>, A. Venturi<sup>a</sup>, P.G. Verdini<sup>a</sup>

**INFN Sezione di Roma <sup>a</sup>, Sapienza Università di Roma <sup>b</sup>, Rome, Italy**

L. Barone<sup>a,b</sup>, F. Cavallari<sup>a</sup>, M. Cipriani<sup>a,b</sup>, N. Daci<sup>a</sup>, D. Del Re<sup>a,b,14</sup>, E. Di Marco<sup>a,b</sup>, M. Diemoz<sup>a</sup>, S. Gelli<sup>a,b</sup>, E. Longo<sup>a,b</sup>, F. Margaroli<sup>a,b</sup>, B. Marzocchi<sup>a,b</sup>, P. Meridiani<sup>a</sup>, G. Organtini<sup>a,b</sup>, R. Paramatti<sup>a,b</sup>, F. Preiato<sup>a,b</sup>, S. Rahatlou<sup>a,b</sup>, C. Rovelli<sup>a</sup>, F. Santanastasio<sup>a,b</sup>

**INFN Sezione di Torino <sup>a</sup>, Università di Torino <sup>b</sup>, Torino, Italy, Università del Piemonte Orientale <sup>c</sup>, Novara, Italy**

N. Amapane<sup>a,b</sup>, R. Arcidiacono<sup>a,c</sup>, S. Argiro<sup>a,b</sup>, M. Arneodo<sup>a,c</sup>, N. Bartosik<sup>a</sup>, R. Bellan<sup>a,b</sup>, C. Biino<sup>a</sup>, N. Cartiglia<sup>a</sup>, M. Costa<sup>a,b</sup>, R. Covarelli<sup>a,b</sup>, P. De Remigis<sup>a</sup>, A. Degano<sup>a,b</sup>, N. Demaria<sup>a</sup>, B. Kiani<sup>a,b</sup>, C. Mariotti<sup>a</sup>, S. Maselli<sup>a</sup>, E. Migliore<sup>a,b</sup>, V. Monaco<sup>a,b</sup>, E. Monteil<sup>a,b</sup>, M. Monteno<sup>a</sup>

M.M. Obertino<sup>a,b</sup>, L. Pacher<sup>a,b</sup>, N. Pastrone<sup>a</sup>, M. Pelliccioni<sup>a</sup>, G.L. Pinna Angioni<sup>a,b</sup>, F. Ravera<sup>a,b</sup>, A. Romero<sup>a,b</sup>, M. Ruspa<sup>a,c</sup>, R. Sacchi<sup>a,b</sup>, K. Shchelina<sup>a,b</sup>, V. Sola<sup>a</sup>, A. Solano<sup>a,b</sup>, A. Staiano<sup>a</sup>, P. Traczyk<sup>a,b</sup>

**INFN Sezione di Trieste <sup>a</sup>, Università di Trieste <sup>b</sup>, Trieste, Italy**

S. Belforte<sup>a</sup>, M. Casarsa<sup>a</sup>, F. Cossutti<sup>a</sup>, G. Della Ricca<sup>a,b</sup>, A. Zanetti<sup>a</sup>

**Kyungpook National University, Daegu, Korea**

D.H. Kim, G.N. Kim, M.S. Kim, J. Lee, S. Lee, S.W. Lee, C.S. Moon, Y.D. Oh, S. Sekmen, D.C. Son, Y.C. Yang

**Chonbuk National University, Jeonju, Korea**

A. Lee

**Chonnam National University, Institute for Universe and Elementary Particles, Kwangju, Korea**

H. Kim, D.H. Moon, G. Oh

**Hanyang University, Seoul, Korea**

J.A. Brochero Cifuentes, J. Goh, T.J. Kim

**Korea University, Seoul, Korea**

S. Cho, S. Choi, Y. Go, D. Gyun, S. Ha, B. Hong, Y. Jo, Y. Kim, K. Lee, K.S. Lee, S. Lee, J. Lim, S.K. Park, Y. Roh

**Seoul National University, Seoul, Korea**

J. Almond, J. Kim, J.S. Kim, H. Lee, K. Lee, K. Nam, S.B. Oh, B.C. Radburn-Smith, S.h. Seo, U.K. Yang, H.D. Yoo, G.B. Yu

**University of Seoul, Seoul, Korea**

M. Choi, H. Kim, J.H. Kim, J.S.H. Lee, I.C. Park

**Sungkyunkwan University, Suwon, Korea**

Y. Choi, C. Hwang, J. Lee, I. Yu

**Vilnius University, Vilnius, Lithuania**

V. Dudenas, A. Juodagalvis, J. Vaitkus

**National Centre for Particle Physics, Universiti Malaya, Kuala Lumpur, Malaysia**

I. Ahmed, Z.A. Ibrahim, M.A.B. Md Ali<sup>31</sup>, F. Mohamad Idris<sup>32</sup>, W.A.T. Wan Abdullah, M.N. Yusli, Z. Zolkapli

**Centro de Investigacion y de Estudios Avanzados del IPN, Mexico City, Mexico**

Reyes-Almanza, R, Ramirez-Sanchez, G., Duran-Osuna, M. C., H. Castilla-Valdez, E. De La Cruz-Burelo, I. Heredia-De La Cruz<sup>33</sup>, Rabadan-Trejo, R. I., R. Lopez-Fernandez, J. Mejia Guisao, A. Sanchez-Hernandez, C.H. Zepeda Fernandez

**Universidad Iberoamericana, Mexico City, Mexico**

S. Carrillo Moreno, C. Oropeza Barrera, F. Vazquez Valencia

**Benemerita Universidad Autonoma de Puebla, Puebla, Mexico**

I. Pedraza, H.A. Salazar Ibarguen, C. Uribe Estrada

**Universidad Autónoma de San Luis Potosí, San Luis Potosí, Mexico**

A. Morelos Pineda

**University of Auckland, Auckland, New Zealand**

D. Krofcheck

**University of Canterbury, Christchurch, New Zealand**

P.H. Butler

**National Centre for Physics, Quaid-I-Azam University, Islamabad, Pakistan**

A. Ahmad, M. Ahmad, Q. Hassan, H.R. Hoorani, A. Saddique, M.A. Shah, M. Shoaib, M. Waqas

**National Centre for Nuclear Research, Swierk, Poland**

H. Bialkowska, M. Bluj, B. Boimska, T. Frueboes, M. Górski, M. Kazana, K. Nawrocki, M. Szleper, P. Zalewski

**Institute of Experimental Physics, Faculty of Physics, University of Warsaw, Warsaw, Poland**

K. Bunkowski, A. Byszuk<sup>34</sup>, K. Doroba, A. Kalinowski, M. Konecki, J. Krolikowski, M. Misiura, M. Olszewski, A. Pyskir, M. Walczak

**Laboratório de Instrumentação e Física Experimental de Partículas, Lisboa, Portugal**

P. Bargassa, C. Beirão Da Cruz E Silva, A. Di Francesco, P. Faccioli, B. Galinhas, M. Gallinaro, J. Hollar, N. Leonardo, L. Lloret Iglesias, M.V. Nemallapudi, J. Seixas, G. Strong, O. Toldaiev, D. Vadrucio, J. Varela

**Joint Institute for Nuclear Research, Dubna, Russia**

A. Baginyan, A. Golunov, I. Golutvin, A. Kamenev, V. Karjavin, I. Kashunin, V. Korenkov, G. Kozlov, A. Lanev, A. Malakhov, V. Matveev<sup>35,36</sup>, V. Palichik, V. Perelygin, S. Shmatov, V. Smirnov, V. Trofimov, B.S. Yuldashev<sup>37</sup>, A. Zarubin

**Petersburg Nuclear Physics Institute, Gatchina (St. Petersburg), Russia**

Y. Ivanov, V. Kim<sup>38</sup>, E. Kuznetsova<sup>39</sup>, P. Levchenko, V. Murzin, V. Oreshkin, I. Smirnov, V. Sulimov, L. Uvarov, S. Vavilov, A. Vorobyev

**Institute for Nuclear Research, Moscow, Russia**

Yu. Andreev, A. Dermenev, S. Gninenko, N. Golubev, A. Karneyeu, M. Kirsanov, N. Krasnikov, A. Pashenkov, D. Tlisov, A. Toropin

**Institute for Theoretical and Experimental Physics, Moscow, Russia**

V. Epshteyn, V. Gavrilov, N. Lychkovskaya, V. Popov, I. Pozdnyakov, G. Safronov, A. Spiridonov, A. Steppenov, M. Toms, E. Vlasov, A. Zhokin

**Moscow Institute of Physics and Technology, Moscow, Russia**

T. Aushev, A. Bylinkin<sup>36</sup>

**National Research Nuclear University 'Moscow Engineering Physics Institute' (MEPhI), Moscow, Russia**

R. Chistov<sup>40</sup>, M. Danilov<sup>40</sup>, P. Parygin, D. Philippov, S. Polikarpov, E. Tarkovskii

**P.N. Lebedev Physical Institute, Moscow, Russia**

V. Andreev, M. Azarkin<sup>36</sup>, I. Dremin<sup>36</sup>, M. Kirakosyan<sup>36</sup>, A. Terkulov

**Skobeltsyn Institute of Nuclear Physics, Lomonosov Moscow State University, Moscow, Russia**

A. Baskakov, A. Belyaev, E. Boos, M. Dubinin<sup>41</sup>, L. Dudko, A. Ershov, A. Gribushin, V. Klyukhin, O. Kodolova, I. Lokhtin, I. Miagkov, S. Obraztsov, S. Petrushanko, V. Savrin, A. Snigirev

**Novosibirsk State University (NSU), Novosibirsk, Russia**V. Blinov<sup>42</sup>, Y.Skovpen<sup>42</sup>, D. Shtol<sup>42</sup>**State Research Center of Russian Federation, Institute for High Energy Physics, Protvino, Russia**

I. Azhgirey, I. Bayshev, S. Bitioukov, D. Elumakhov, V. Kachanov, A. Kalinin, D. Konstantinov, V. Krychkin, V. Petrov, R. Ryutin, A. Sobol, S. Troshin, N. Tyurin, A. Uzunian, A. Volkov

**University of Belgrade, Faculty of Physics and Vinca Institute of Nuclear Sciences, Belgrade, Serbia**P. Adzic<sup>43</sup>, P. Cirkovic, D. Devetak, M. Dordevic, J. Milosevic, V. Rekovic**Centro de Investigaciones Energéticas Medioambientales y Tecnológicas (CIEMAT), Madrid, Spain**

J. Alcaraz Maestre, M. Barrio Luna, M. Cerrada, N. Colino, B. De La Cruz, A. Delgado Peris, A. Escalante Del Valle, C. Fernandez Bedoya, J.P. Fernández Ramos, J. Flix, M.C. Fouz, P. Garcia-Abia, O. Gonzalez Lopez, S. Goy Lopez, J.M. Hernandez, M.I. Josa, A. Pérez-Calero Yzquierdo, J. Puerta Pelayo, A. Quintario Olmeda, I. Redondo, L. Romero, M.S. Soares, A. Álvarez Fernández

**Universidad Autónoma de Madrid, Madrid, Spain**

C. Albajar, J.F. de Trocóniz, M. Missiroli, D. Moran

**Universidad de Oviedo, Oviedo, Spain**

J. Cuevas, C. Erice, J. Fernandez Menendez, I. Gonzalez Caballero, J.R. González Fernández, E. Palencia Cortezon, S. Sanchez Cruz, P. Vischia, J.M. Vizan Garcia

**Instituto de Física de Cantabria (IFCA), CSIC-Universidad de Cantabria, Santander, Spain**

I.J. Cabrillo, A. Calderon, B. Chazin Quero, E. Curras, J. Duarte Campderros, M. Fernandez, J. Garcia-Ferrero, G. Gomez, A. Lopez Virto, J. Marco, C. Martinez Rivero, P. Martinez Ruiz del Arbol, F. Matorras, J. Piedra Gomez, T. Rodrigo, A. Ruiz-Jimeno, L. Scodellaro, N. Trevisani, I. Vila, R. Vilar Cortabitarte

**CERN, European Organization for Nuclear Research, Geneva, Switzerland**D. Abbaneo, E. Auffray, P. Baillon, A.H. Ball, D. Barney, M. Bianco, P. Bloch, A. Bocci, C. Botta, T. Camporesi, R. Castello, M. Cepeda, G. Cerminara, E. Chapon, Y. Chen, D. d'Enterria, A. Dabrowski, V. Daponte, A. David, M. De Gruttola, A. De Roeck, M. Dobson, B. Dorney, T. du Pree, M. Dünser, N. Dupont, A. Elliott-Peisert, P. Everaerts, F. Fallavollita, G. Franzoni, J. Fulcher, W. Funk, D. Gigi, K. Gill, F. Glege, D. Gulhan, P. Harris, J. Hegeman, V. Innocente, P. Janot, O. Karacheban<sup>17</sup>, J. Kieseler, H. Kirschenmann, V. Knünz, A. Kornmayer<sup>14</sup>, M.J. Kortelainen, M. Krammer<sup>1</sup>, C. Lange, P. Lecoq, C. Lourenço, M.T. Lucchini, L. Malgeri, M. Mannelli, A. Martelli, F. Meijers, J.A. Merlin, S. Mersi, E. Meschi, P. Milenovic<sup>44</sup>, F. Moortgat, M. Mulders, H. Neugebauer, S. Orfanelli, L. Orsini, L. Pape, E. Perez, M. Peruzzi, A. Petrilli, G. Petrucciani, A. Pfeiffer, M. Pierini, A. Racz, T. Reis, G. Rolandi<sup>45</sup>, M. Rovere, H. Sakulin, C. Schäfer, C. Schwick, M. Seidel, M. Selvaggi, A. Sharma, P. Silva, P. Sphicas<sup>46</sup>, A. Stakia, J. Steggemann, M. Stoye, M. Tosi, D. Treille, A. Triossi, A. Tsiros, V. Veckalns<sup>47</sup>, M. Verweij, W.D. Zeuner**Paul Scherrer Institut, Villigen, Switzerland**W. Bertl<sup>†</sup>, L. Caminada<sup>48</sup>, K. Deiters, W. Erdmann, R. Horisberger, Q. Ingram, H.C. Kaestli, D. Kotlinski, U. Langenegger, T. Rohe, S.A. Wiederkehr**ETH Zurich - Institute for Particle Physics and Astrophysics (IPA), Zurich, Switzerland**

F. Bachmair, L. Bäni, P. Berger, L. Bianchini, B. Casal, G. Dissertori, M. Dittmar, M. Donegà,

C. Grab, C. Heidegger, D. Hits, J. Hoss, G. Kasieczka, T. Klijsma, W. Lustermann, B. Mangano, M. Marionneau, M.T. Meinhard, D. Meister, F. Micheli, P. Musella, F. Nessi-Tedaldi, F. Pandolfi, J. Pata, F. Pauss, G. Perrin, L. Perrozzi, M. Quittnat, M. Reichmann, M. Schönenberger, L. Shchutska, V.R. Tavolaro, K. Theofilatos, M.L. Vesterbacka Olsson, R. Wallny, D.H. Zhu

**Universität Zürich, Zurich, Switzerland**

T.K. Aarrestad, C. Amsler<sup>49</sup>, M.F. Canelli, A. De Cosa, R. Del Burgo, S. Donato, C. Galloni, T. Hreus, B. Kilminster, J. Ngadiuba, D. Pinna, G. Rauco, P. Robmann, D. Salerno, C. Seitz, Y. Takahashi, A. Zucchetta

**National Central University, Chung-Li, Taiwan**

V. Candelise, T.H. Doan, Sh. Jain, R. Khurana, C.M. Kuo, W. Lin, A. Pozdnyakov, S.S. Yu

**National Taiwan University (NTU), Taipei, Taiwan**

Arun Kumar, P. Chang, Y. Chao, K.F. Chen, P.H. Chen, F. Fiori, W.-S. Hou, Y. Hsiung, Y.F. Liu, R.-S. Lu, E. Paganis, A. Psallidas, A. Steen, J.f. Tsai

**Chulalongkorn University, Faculty of Science, Department of Physics, Bangkok, Thailand**

B. Asavapibhop, K. Kovitangoon, G. Singh, N. Srimanobhas

**Çukurova University, Physics Department, Science and Art Faculty, Adana, Turkey**

M.N. Bakirci<sup>50</sup>, F. Boran, S. Damarseckin, Z.S. Demiroglu, C. Dozen, I. Dumanoglu, E. Eskut, S. Girgis, G. Gokbulut, Y. Guler, I. Hos<sup>51</sup>, E.E. Kangal<sup>52</sup>, O. Kara, U. Kiminsu, M. Oglakci, G. Onengut<sup>53</sup>, K. Ozdemir<sup>54</sup>, S. Ozturk<sup>50</sup>, H. Topakli<sup>50</sup>, S. Turkcapar, I.S. Zorbakir, C. Zorbilmez

**Middle East Technical University, Physics Department, Ankara, Turkey**

B. Bilin, G. Karapinar<sup>55</sup>, K. Ocalan<sup>56</sup>, M. Yalvac, M. Zeyrek

**Bogazici University, Istanbul, Turkey**

E. Gülmez, M. Kaya<sup>57</sup>, O. Kaya<sup>58</sup>, S. Tekten, E.A. Yetkin<sup>59</sup>

**Istanbul Technical University, Istanbul, Turkey**

M.N. Agaras, S. Atay, A. Cakir, K. Cankocak

**Institute for Scintillation Materials of National Academy of Science of Ukraine, Kharkov, Ukraine**

B. Grynyov

**National Scientific Center, Kharkov Institute of Physics and Technology, Kharkov, Ukraine**

L. Levchuk, P. Sorokin

**University of Bristol, Bristol, United Kingdom**

R. Aggleton, F. Ball, L. Beck, J.J. Brooke, D. Burns, E. Clement, D. Cussans, O. Davignon, H. Flacher, J. Goldstein, M. Grimes, G.P. Heath, H.F. Heath, J. Jacob, L. Kreczko, C. Lucas, D.M. Newbold<sup>60</sup>, S. Paramesvaran, A. Poll, T. Sakuma, S. Seif El Nasr-storey, D. Smith, V.J. Smith

**Rutherford Appleton Laboratory, Didcot, United Kingdom**

K.W. Bell, A. Belyaev<sup>61</sup>, C. Brew, R.M. Brown, L. Calligaris, D. Cieri, D.J.A. Cockerill, J.A. Coughlan, K. Harder, S. Harper, E. Olaiya, D. Petyt, C.H. Shepherd-Themistocleous, A. Thea, I.R. Tomalin, T. Williams

**Imperial College, London, United Kingdom**

G. Auzinger, R. Bainbridge, S. Breeze, O. Buchmuller, A. Bundock, S. Casasso, M. Citron, D. Colling, L. Corpe, P. Dauncey, G. Davies, A. De Wit, M. Della Negra, R. Di Maria, A. Elwood, Y. Haddad, G. Hall, G. Iles, T. James, R. Lane, C. Laner, L. Lyons, A.-M. Magnan,

---

S. Malik, L. Mastrolorenzo, T. Matsushita, J. Nash, A. Nikitenko<sup>6</sup>, V. Palladino, M. Pesaresi, D.M. Raymond, A. Richards, A. Rose, E. Scott, C. Seez, A. Shtipliyski, S. Summers, A. Tapper, K. Uchida, M. Vazquez Acosta<sup>62</sup>, T. Virdee<sup>14</sup>, N. Wardle, D. Winterbottom, J. Wright, S.C. Zenz

**Brunel University, Uxbridge, United Kingdom**

J.E. Cole, P.R. Hobson, A. Khan, P. Kyberd, I.D. Reid, P. Symonds, L. Teodorescu, M. Turner

**Baylor University, Waco, USA**

A. Borzou, K. Call, J. Dittmann, K. Hatakeyama, H. Liu, N. Pastika, C. Smith

**Catholic University of America, Washington DC, USA**

R. Bartek, A. Dominguez

**The University of Alabama, Tuscaloosa, USA**

A. Buccilli, S.I. Cooper, C. Henderson, P. Rumerio, C. West

**Boston University, Boston, USA**

D. Arcaro, A. Avetisyan, T. Bose, D. Gastler, D. Rankin, C. Richardson, J. Rohlf, L. Sulak, D. Zou

**Brown University, Providence, USA**

G. Benelli, D. Cutts, A. Garabedian, J. Hakala, U. Heintz, J.M. Hogan, K.H.M. Kwok, E. Laird, G. Landsberg, Z. Mao, M. Narain, J. Pazzini, S. Piperov, S. Sagir, R. Syarif, D. Yu

**University of California, Davis, Davis, USA**

R. Band, C. Brainerd, R. Breedon, D. Burns, M. Calderon De La Barca Sanchez, M. Chertok, J. Conway, R. Conway, P.T. Cox, R. Erbacher, C. Flores, G. Funk, M. Gardner, W. Ko, R. Lander, C. Mclean, M. Mulhearn, D. Pellett, J. Pilot, S. Shalhout, M. Shi, J. Smith, M. Squires, D. Stolp, K. Tos, M. Tripathi, Z. Wang

**University of California, Los Angeles, USA**

M. Bachtis, C. Bravo, R. Cousins, A. Dasgupta, A. Florent, J. Hauser, M. Ignatenko, N. Mccoll, D. Saltzberg, C. Schnaible, V. Valuev

**University of California, Riverside, Riverside, USA**

E. Bouvier, K. Burt, R. Clare, J. Ellison, J.W. Gary, S.M.A. Ghiasi Shirazi, G. Hanson, J. Heilman, P. Jandir, E. Kennedy, F. Lacroix, O.R. Long, M. Olmedo Negrete, M.I. Paneva, A. Shrinivas, W. Si, L. Wang, H. Wei, S. Wimpenny, B. R. Yates

**University of California, San Diego, La Jolla, USA**

J.G. Branson, S. Cittolin, M. Derdzinski, R. Gerosa, B. Hashemi, A. Holzner, D. Klein, G. Kole, V. Krutelyov, J. Letts, I. Macneill, M. Masciovecchio, D. Olivito, S. Padhi, M. Pieri, M. Sani, V. Sharma, S. Simon, M. Tadel, A. Vartak, S. Wasserbaech<sup>63</sup>, J. Wood, F. Würthwein, A. Yagil, G. Zevi Della Porta

**University of California, Santa Barbara - Department of Physics, Santa Barbara, USA**

N. Amin, R. Bhandari, J. Bradmiller-Feld, C. Campagnari, A. Dishaw, V. Dutta, M. Franco Sevilla, C. George, F. Golf, L. Gouskos, J. Gran, R. Heller, J. Incandela, S.D. Mullin, A. Ovcharova, H. Qu, J. Richman, D. Stuart, I. Suarez, J. Yoo

**California Institute of Technology, Pasadena, USA**

D. Anderson, J. Bendavid, A. Bornheim, J.M. Lawhorn, H.B. Newman, T. Nguyen, C. Pena, M. Spiropulu, J.R. Vlimant, S. Xie, Z. Zhang, R.Y. Zhu

**Carnegie Mellon University, Pittsburgh, USA**

M.B. Andrews, T. Ferguson, T. Mudholkar, M. Paulini, J. Russ, M. Sun, H. Vogel, I. Vorobiev, M. Weinberg

**University of Colorado Boulder, Boulder, USA**

J.P. Cumalat, W.T. Ford, F. Jensen, A. Johnson, M. Krohn, S. Leontsinis, T. Mulholland, K. Stenson, S.R. Wagner

**Cornell University, Ithaca, USA**

J. Alexander, J. Chaves, J. Chu, S. Dittmer, K. Mcdermott, N. Mirman, J.R. Patterson, A. Rinkevicius, A. Ryd, L. Skinnari, L. Soffi, S.M. Tan, Z. Tao, J. Thom, J. Tucker, P. Wittich, M. Zientek

**Fermi National Accelerator Laboratory, Batavia, USA**

S. Abdullin, M. Albrow, G. Apollinari, A. Apresyan, A. Apyan, S. Banerjee, L.A.T. Bauerdick, A. Beretvas, J. Berryhill, P.C. Bhat, G. Bolla<sup>†</sup>, K. Burkett, J.N. Butler, A. Canepa, G.B. Cerati, H.W.K. Cheung, F. Chlebana, M. Cremonesi, J. Duarte, V.D. Elvira, J. Freeman, Z. Gecse, E. Gottschalk, L. Gray, D. Green, S. Grünendahl, O. Gutsche, R.M. Harris, S. Hasegawa, J. Hirschauer, Z. Hu, B. Jayatilaka, S. Jindariani, M. Johnson, U. Joshi, B. Klima, B. Kreis, S. Lammel, D. Lincoln, R. Lipton, M. Liu, T. Liu, R. Lopes De Sá, J. Lykken, K. Maeshima, N. Magini, J.M. Marraffino, S. Maruyama, D. Mason, P. McBride, P. Merkel, S. Mrenna, S. Nahn, V. O'Dell, K. Pedro, O. Prokofyev, G. Rakness, L. Ristori, B. Schneider, E. Sexton-Kennedy, A. Soha, W.J. Spalding, L. Spiegel, S. Stoynev, J. Strait, N. Strobbe, L. Taylor, S. Tkaczyk, N.V. Tran, L. Uplegger, E.W. Vaandering, C. Vernieri, M. Verzocchi, R. Vidal, M. Wang, H.A. Weber, A. Whitbeck

**University of Florida, Gainesville, USA**

D. Acosta, P. Avery, P. Bortignon, D. Bourilkov, A. Brinkerhoff, A. Carnes, M. Carver, D. Curry, R.D. Field, I.K. Furic, J. Konigsberg, A. Korytov, K. Kotov, P. Ma, K. Matchev, H. Mei, G. Mitselmakher, D. Rank, D. Sperka, N. Terentyev, L. Thomas, J. Wang, S. Wang, J. Yelton

**Florida International University, Miami, USA**

Y.R. Joshi, S. Linn, P. Markowitz, J.L. Rodriguez

**Florida State University, Tallahassee, USA**

A. Ackert, T. Adams, A. Askew, S. Hagopian, V. Hagopian, K.F. Johnson, T. Kolberg, G. Martinez, T. Perry, H. Prosper, A. Saha, A. Santra, V. Sharma, R. Yohay

**Florida Institute of Technology, Melbourne, USA**

M.M. Baarmand, V. Bhopatkar, S. Colafranceschi, M. Hohlmann, D. Noonan, T. Roy, F. Yumiceva

**University of Illinois at Chicago (UIC), Chicago, USA**

M.R. Adams, L. Apanasevich, D. Berry, R.R. Betts, R. Cavanaugh, X. Chen, O. Evdokimov, C.E. Gerber, D.A. Hangal, D.J. Hofman, K. Jung, J. Kamin, I.D. Sandoval Gonzalez, M.B. Tonjes, H. Trauger, N. Varelas, H. Wang, Z. Wu, J. Zhang

**The University of Iowa, Iowa City, USA**

B. Bilki<sup>64</sup>, W. Clarida, K. Dilsiz<sup>65</sup>, S. Durgut, R.P. Gandrajula, M. Haytmyradov, V. Khristenko, J.-P. Merlo, H. Mermerkaya<sup>66</sup>, A. Mestvirishvili, A. Moeller, J. Nachtman, H. Ogul<sup>67</sup>, Y. Onel, F. Ozok<sup>68</sup>, A. Penzo, C. Snyder, E. Tiras, J. Wetzel, K. Yi

**Johns Hopkins University, Baltimore, USA**

B. Blumenfeld, A. Cocoros, N. Eminizer, D. Fehling, L. Feng, A.V. Gritsan, P. Maksimovic, J. Roskes, U. Sarica, M. Swartz, M. Xiao, C. You

**The University of Kansas, Lawrence, USA**

A. Al-bataineh, P. Baringer, A. Bean, S. Boren, J. Bowen, J. Castle, S. Khalil, A. Kropivnitskaya,



D. Majumder, W. Mcbrayer, M. Murray, C. Royon, S. Sanders, E. Schmitz, J.D. Tapia Takaki, Q. Wang

**Kansas State University, Manhattan, USA**

A. Ivanov, K. Kaadze, Y. Maravin, A. Mohammadi, L.K. Saini, N. Skhirtladze, S. Toda

**Lawrence Livermore National Laboratory, Livermore, USA**

F. Rebassoo, D. Wright

**University of Maryland, College Park, USA**

C. Anelli, A. Baden, O. Baron, A. Belloni, B. Calvert, S.C. Eno, C. Ferraioli, N.J. Hadley, S. Jabeen, G.Y. Jeng, R.G. Kellogg, J. Kunkle, A.C. Mignerey, F. Ricci-Tam, Y.H. Shin, A. Skuja, S.C. Tonwar

**Massachusetts Institute of Technology, Cambridge, USA**

D. Abercrombie, B. Allen, V. Azzolini, R. Barbieri, A. Baty, R. Bi, S. Brandt, W. Busza, I.A. Cali, M. D'Alfonso, Z. Demiragli, G. Gomez Ceballos, M. Goncharov, D. Hsu, Y. Iiyama, G.M. Innocenti, M. Klute, D. Kovalskyi, Y.S. Lai, Y.-J. Lee, A. Levin, P.D. Luckey, B. Maier, A.C. Marini, C. Mcginn, C. Mironov, S. Narayanan, X. Niu, C. Paus, C. Roland, G. Roland, J. Salfeld-Nebgen, G.S.F. Stephans, K. Tatar, D. Velicanu, J. Wang, T.W. Wang, B. Wyslouch

**University of Minnesota, Minneapolis, USA**

A.C. Benvenuti, R.M. Chatterjee, A. Evans, P. Hansen, S. Kalafut, Y. Kubota, Z. Lesko, J. Mans, S. Nourbakhsh, N. Ruckstuhl, R. Rusack, J. Turkewitz

**University of Mississippi, Oxford, USA**

J.G. Acosta, S. Oliveros

**University of Nebraska-Lincoln, Lincoln, USA**

E. Avdeeva, K. Bloom, D.R. Claes, C. Fangmeier, R. Gonzalez Suarez, R. Kamalieddin, I. Kravchenko, J. Monroy, J.E. Siado, G.R. Snow, B. Stieger

**State University of New York at Buffalo, Buffalo, USA**

M. Alyari, J. Dolen, A. Godshalk, C. Harrington, I. Iashvili, D. Nguyen, A. Parker, S. Rappoccio, B. Roozbahani

**Northeastern University, Boston, USA**

G. Alverson, E. Barberis, A. Hortiangtham, A. Massironi, D.M. Morse, D. Nash, T. Orimoto, R. Teixeira De Lima, D. Trocino, D. Wood

**Northwestern University, Evanston, USA**

S. Bhattacharya, O. Charaf, K.A. Hahn, N. Mucia, N. Odell, B. Pollack, M.H. Schmitt, K. Sung, M. Trovato, M. Velasco

**University of Notre Dame, Notre Dame, USA**

N. Dev, M. Hildreth, K. Hurtado Anampa, C. Jessop, D.J. Karmgard, N. Kellams, K. Lannon, N. Loukas, N. Marinelli, F. Meng, C. Mueller, Y. Musienko<sup>35</sup>, M. Planer, A. Reinsvold, R. Ruchti, G. Smith, S. Taroni, M. Wayne, M. Wolf, A. Woodard

**The Ohio State University, Columbus, USA**

J. Alimena, L. Antonelli, B. Bylsma, L.S. Durkin, S. Flowers, B. Francis, A. Hart, C. Hill, W. Ji, B. Liu, W. Luo, D. Puigh, B.L. Winer, H.W. Wulsin

**Princeton University, Princeton, USA**

S. Cooperstein, O. Driga, P. Elmer, J. Hardenbrook, P. Hebda, S. Higginbotham, D. Lange, J. Luo, D. Marlow, K. Mei, I. Ojalvo, J. Olsen, C. Palmer, P. Piroué, D. Stickland, C. Tully

**University of Puerto Rico, Mayaguez, USA**

S. Malik, S. Norberg

**Purdue University, West Lafayette, USA**

A. Barker, V.E. Barnes, S. Das, S. Folgueras, L. Gutay, M.K. Jha, M. Jones, A.W. Jung, A. Khatiwada, D.H. Miller, N. Neumeister, C.C. Peng, J.F. Schulte, J. Sun, F. Wang, W. Xie

**Purdue University Northwest, Hammond, USA**

T. Cheng, N. Parashar, J. Stupak

**Rice University, Houston, USA**

A. Adair, B. Akgun, Z. Chen, K.M. Ecklund, F.J.M. Geurts, M. Guilbaud, W. Li, B. Michlin, M. Northup, B.P. Padley, J. Roberts, J. Rorie, Z. Tu, J. Zabel

**University of Rochester, Rochester, USA**

A. Bodek, P. de Barbaro, R. Demina, Y.t. Duh, T. Ferbel, M. Galanti, A. Garcia-Bellido, J. Han, O. Hindrichs, A. Khukhunaishvili, K.H. Lo, P. Tan, M. Verzetti

**The Rockefeller University, New York, USA**

R. Ciesielski, K. Goulianos, C. Mesropian

**Rutgers, The State University of New Jersey, Piscataway, USA**

A. Agapitos, J.P. Chou, Y. Gershtein, T.A. Gómez Espinosa, E. Halkiadakis, M. Heindl, E. Hughes, S. Kaplan, R. Kunnawalkam Elayavalli, S. Kyriacou, A. Lath, R. Montalvo, K. Nash, M. Osherson, H. Saka, S. Salur, S. Schnetzer, D. Sheffield, S. Somalwar, R. Stone, S. Thomas, P. Thomassen, M. Walker

**University of Tennessee, Knoxville, USA**

A.G. Delannoy, M. Foerster, J. Heideman, G. Riley, K. Rose, S. Spanier, K. Thapa

**Texas A&M University, College Station, USA**

O. Bouhali<sup>69</sup>, A. Castaneda Hernandez<sup>69</sup>, A. Celik, M. Dalchenko, M. De Mattia, A. Delgado, S. Dildick, R. Eusebi, J. Gilmore, T. Huang, T. Kamon<sup>70</sup>, R. Mueller, Y. Pakhotin, R. Patel, A. Perloff, L. Perniè, D. Rathjens, A. Safonov, A. Tatarinov, K.A. Ulmer

**Texas Tech University, Lubbock, USA**

N. Akchurin, J. Damgov, F. De Guio, P.R. Duderø, J. Faulkner, E. Gурpinar, S. Kunori, K. Lamichhane, S.W. Lee, T. Libeiro, T. Peltola, S. Undleeb, I. Volobouev, Z. Wang

**Vanderbilt University, Nashville, USA**

S. Greene, A. Gurrola, R. Janjam, W. Johns, C. Maguire, A. Melo, H. Ni, P. Sheldon, S. Tuo, J. Velkovska, Q. Xu

**University of Virginia, Charlottesville, USA**

M.W. Arenton, P. Barria, B. Cox, R. Hirosky, M. Joyce, A. Ledovskoy, H. Li, C. Neu, T. Sinthuprasith, Y. Wang, E. Wolfe, F. Xia

**Wayne State University, Detroit, USA**

R. Harr, P.E. Karchin, J. Sturdy, S. Zaleski

**University of Wisconsin - Madison, Madison, WI, USA**

M. Brodski, J. Buchanan, C. Caillol, S. Dasu, L. Dodd, S. Duric, B. Gomber, M. Grothe, M. Herndon, A. Hervé, U. Hussain, P. Klabbbers, A. Lanaro, A. Levine, K. Long, R. Loveless, G.A. Pierro, G. Polese, T. Ruggles, A. Savin, N. Smith, W.H. Smith, D. Taylor, N. Woods

†: Deceased

- 1: Also at Vienna University of Technology, Vienna, Austria
- 2: Also at State Key Laboratory of Nuclear Physics and Technology, Peking University, Beijing, China
- 3: Also at Universidade Estadual de Campinas, Campinas, Brazil
- 4: Also at Universidade Federal de Pelotas, Pelotas, Brazil
- 5: Also at Université Libre de Bruxelles, Bruxelles, Belgium
- 6: Also at Institute for Theoretical and Experimental Physics, Moscow, Russia
- 7: Also at Joint Institute for Nuclear Research, Dubna, Russia
- 8: Also at Suez University, Suez, Egypt
- 9: Now at British University in Egypt, Cairo, Egypt
- 10: Now at Helwan University, Cairo, Egypt
- 11: Also at Université de Haute Alsace, Mulhouse, France
- 12: Also at Skobeltsyn Institute of Nuclear Physics, Lomonosov Moscow State University, Moscow, Russia
- 13: Also at Ilia State University, Tbilisi, Georgia
- 14: Also at CERN, European Organization for Nuclear Research, Geneva, Switzerland
- 15: Also at RWTH Aachen University, III. Physikalisches Institut A, Aachen, Germany
- 16: Also at University of Hamburg, Hamburg, Germany
- 17: Also at Brandenburg University of Technology, Cottbus, Germany
- 18: Also at MTA-ELTE Lendület CMS Particle and Nuclear Physics Group, Eötvös Loránd University, Budapest, Hungary
- 19: Also at Institute of Nuclear Research ATOMKI, Debrecen, Hungary
- 20: Also at Institute of Physics, University of Debrecen, Debrecen, Hungary
- 21: Also at Indian Institute of Technology Bhubaneswar, Bhubaneswar, India
- 22: Also at Institute of Physics, Bhubaneswar, India
- 23: Also at University of Visva-Bharati, Santiniketan, India
- 24: Also at University of Ruhuna, Matara, Sri Lanka
- 25: Also at Isfahan University of Technology, Isfahan, Iran
- 26: Also at Yazd University, Yazd, Iran
- 27: Also at Plasma Physics Research Center, Science and Research Branch, Islamic Azad University, Tehran, Iran
- 28: Also at Università degli Studi di Siena, Siena, Italy
- 29: Also at INFN Sezione di Milano-Bicocca; Università di Milano-Bicocca, Milano, Italy
- 30: Also at Purdue University, West Lafayette, USA
- 31: Also at International Islamic University of Malaysia, Kuala Lumpur, Malaysia
- 32: Also at Malaysian Nuclear Agency, MOSTI, Kajang, Malaysia
- 33: Also at Consejo Nacional de Ciencia y Tecnología, Mexico city, Mexico
- 34: Also at Warsaw University of Technology, Institute of Electronic Systems, Warsaw, Poland
- 35: Also at Institute for Nuclear Research, Moscow, Russia
- 36: Now at National Research Nuclear University 'Moscow Engineering Physics Institute' (MEPhI), Moscow, Russia
- 37: Also at Institute of Nuclear Physics of the Uzbekistan Academy of Sciences, Tashkent, Uzbekistan
- 38: Also at St. Petersburg State Polytechnical University, St. Petersburg, Russia
- 39: Also at University of Florida, Gainesville, USA
- 40: Also at P.N. Lebedev Physical Institute, Moscow, Russia
- 41: Also at California Institute of Technology, Pasadena, USA
- 42: Also at Budker Institute of Nuclear Physics, Novosibirsk, Russia

- 
- 43: Also at Faculty of Physics, University of Belgrade, Belgrade, Serbia  
44: Also at University of Belgrade, Faculty of Physics and Vinca Institute of Nuclear Sciences, Belgrade, Serbia  
45: Also at Scuola Normale e Sezione dell'INFN, Pisa, Italy  
46: Also at National and Kapodistrian University of Athens, Athens, Greece  
47: Also at Riga Technical University, Riga, Latvia  
48: Also at Universität Zürich, Zurich, Switzerland  
49: Also at Stefan Meyer Institute for Subatomic Physics (SMI), Vienna, Austria  
50: Also at Gaziosmanpasa University, Tokat, Turkey  
51: Also at Istanbul Aydin University, Istanbul, Turkey  
52: Also at Mersin University, Mersin, Turkey  
53: Also at Cag University, Mersin, Turkey  
54: Also at Piri Reis University, Istanbul, Turkey  
55: Also at Izmir Institute of Technology, Izmir, Turkey  
56: Also at Necmettin Erbakan University, Konya, Turkey  
57: Also at Marmara University, Istanbul, Turkey  
58: Also at Kafkas University, Kars, Turkey  
59: Also at Istanbul Bilgi University, Istanbul, Turkey  
60: Also at Rutherford Appleton Laboratory, Didcot, United Kingdom  
61: Also at School of Physics and Astronomy, University of Southampton, Southampton, United Kingdom  
62: Also at Instituto de Astrofísica de Canarias, La Laguna, Spain  
63: Also at Utah Valley University, Orem, USA  
64: Also at Beykent University, Istanbul, Turkey  
65: Also at Bingol University, Bingol, Turkey  
66: Also at Erzincan University, Erzincan, Turkey  
67: Also at Sinop University, Sinop, Turkey  
68: Also at Mimar Sinan University, Istanbul, Istanbul, Turkey  
69: Also at Texas A&M University at Qatar, Doha, Qatar  
70: Also at Kyungpook National University, Daegu, Korea