



CERN-EP-2017-010
19 January 2017

$K^*(892)^0$ and $\phi(1020)$ meson production at high transverse momentum in pp and Pb–Pb collisions at $\sqrt{s_{NN}} = 2.76$ TeV

ALICE Collaboration*

Abstract

The production of $K^*(892)^0$ and $\phi(1020)$ mesons in proton-proton (pp) and lead-lead (Pb–Pb) collisions at $\sqrt{s_{NN}} = 2.76$ TeV has been analyzed using a high luminosity data sample accumulated in 2011 with the ALICE detector at the Large Hadron Collider (LHC). Transverse momentum (p_T) spectra have been measured for $K^*(892)^0$ and $\phi(1020)$ mesons via their hadronic decay channels for p_T up to 20 GeV/c. The measurements in pp collisions have been compared to model calculations and used to determine the nuclear modification factor and particle ratios. The $K^*(892)^0/K$ ratio exhibits significant reduction from pp to central Pb–Pb collisions, consistent with the suppression of the $K^*(892)^0$ yield at low p_T due to rescattering of its decay products in the hadronic phase. In central Pb–Pb collisions the p_T dependent $\phi(1020)/\pi$ and $K^*(892)^0/\pi$ ratios show an enhancement over pp collisions for $p_T \sim 3$ GeV/c, consistent with previous observations of strong radial flow. At high p_T , particle ratios in Pb–Pb collisions are similar to those measured in pp collisions. In central Pb–Pb collisions, the production of $K^*(892)^0$ and $\phi(1020)$ mesons is suppressed for $p_T > 8$ GeV/c. This suppression is similar to that of charged pions, kaons and protons, indicating that the suppression does not depend on particle mass or flavor in the light quark sector.

© 2017 CERN for the benefit of the ALICE Collaboration.

Reproduction of this article or parts of it is allowed as specified in the CC-BY-4.0 license.

*See Appendix A for the list of collaboration members

1 Introduction

It has been established that hot and dense strongly interacting matter, often described as a strongly-coupled quark-gluon plasma (sQGP) [1–3], is produced in heavy-ion collisions at ultrarelativistic energies. The properties of this matter are characterized, among others, by the energy loss of partons traversing the dense color-charged medium, which manifests itself via suppression of hadrons with high transverse momentum in central Pb–Pb collisions. The hadrons that contain light (up, down and strange) valence quarks exhibit a similar suppression as particles containing heavy quarks (charm) both at RHIC [4, 5] and at the LHC [6, 7]. The apparent particle species independence of high- p_T hadron suppression is a challenge for models [8–10]. Since $K^*(892)^0$ ($d\bar{s}$), $\bar{K}^*(892)^0$ ($\bar{d}s$) and $\phi(1020)$ ($s\bar{s}$) contain strange (or anti-strange) quarks, they are used here for a systematic study of the particle species dependence of the partonic energy loss in the medium. Moreover, the measurements of high- p_T differential yields can be used to test perturbative QCD inspired model calculations.

The system produced in heavy-ion collisions evolves through different stages, with a transition from partonic to hadronic matter around a temperature $T_c \approx 156$ MeV [11–13]. The $K^*(892)^0$ and $\phi(1020)$ life times in vacuum are 4.16 ± 0.05 fm/c and 46.3 ± 0.4 fm/c, respectively [14]. Due to their short life times, resonances can be used to probe the system at different timescales during its evolution and have been proven to be very useful in exploring various aspects of heavy-ion collisions [15]. Yields of resonances measured via hadronic decay channels can be affected by particle rescattering and regeneration in the hadron gas phase. The momentum dependence of rescattering and regeneration may also modify the observed momentum distributions of the reconstructed resonances.

Resonances like $K^*(892)^0$ and $\phi(1020)$ can also contribute to a systematic study of the enhancement of baryon-to-meson ratios (e.g., p/π and Λ/K_S^0 [16, 17]) at intermediate p_T . Recombination models suggest that the number of constituent quarks of the hadrons determine the enhancement, while hydrodynamic models explain this on the basis of differences in the hadron masses leading to different radial flow patterns. The $K^*(892)^0$ and $\phi(1020)$ mesons, which have masses very close to that of a proton, are well suited for testing the underlying hadron production mechanisms.

In this paper, $K^*(892)^0$ and $\phi(1020)$ meson production in pp and Pb–Pb collisions at $\sqrt{s_{NN}} = 2.76$ TeV is studied. We have previously published measurements of $K^*(892)^0$ and $\phi(1020)$ meson production for $p_T < 5$ GeV/c in Pb–Pb collisions at $\sqrt{s_{NN}} = 2.76$ TeV [18] using data recorded in 2010. The high luminosity data taken by ALICE in 2011 allow statistically improved signal measurements. The spectra have been measured in the range $0 < p_T < 15$ GeV/c ($0.4 < p_T < 21$ GeV/c) in minimum bias pp collisions and $0.3 < p_T < 20$ GeV/c ($0.5 < p_T < 21$ GeV/c) in Pb–Pb collisions in six (seven) centrality classes for $K^*(892)^0$ ($\phi(1020)$). This new data set also allowed the measurement of $K^*(892)^0$ in finer centrality intervals in central and semi-central Pb–Pb collisions to study hadron production mechanisms at low, intermediate and high p_T . The new measurements of $K^*(892)^0$ and $\phi(1020)$ meson production in pp collisions at $\sqrt{s} = 2.76$ TeV are used to calculate particle ratios and also to test various perturbative QCD inspired event generators.

The nuclear modification factor (R_{AA}) is defined as the yield of particles in heavy-ion collisions relative to that in elementary pp collisions, scaled with the average nuclear overlap function.

$$R_{AA} = \frac{1}{\langle T_{AA} \rangle} \times \frac{(d^2N/dydp_T)_{AA}}{(d^2\sigma/dydp_T)_{pp}}, \quad (1)$$

where $\langle T_{AA} \rangle = \langle N_{coll} \rangle / \sigma_{inel}$ is the average nuclear overlap function, $\langle N_{coll} \rangle$ is the average number of binary nucleon-nucleon collisions calculated using MC Glauber [19] simulations and σ_{inel} is the inelastic pp cross section [20].

Throughout this paper, the results for $K^*(892)^0$ and $\bar{K}^*(892)^0$ are averaged and denoted by the symbol

Centrality	Events	Year	Data Set
0–10%	2.0×10^7	2011	Pb–Pb
10–50%	1.8×10^7	2011	Pb–Pb
0–80%	6.0×10^5	2011	Pb–Pb
MB	3.0×10^7	2011	pp

Table 1: Summary of different trigger selected data sets and number of events analyzed in pp and Pb–Pb collisions at $\sqrt{s_{NN}} = 2.76$ TeV.

K^{*0} and $\phi(1020)$ is denoted by ϕ unless specified otherwise. The paper is organized as follows: Section 2 describes the data analysis techniques. Section 3 presents results including K^{*0} and ϕ meson p_T spectra, ratios to different hadrons and nuclear modification factors. A summary is given in Section 4.

2 Data analysis

New measurements of K^{*0} and ϕ meson production have been performed on data taken with the ALICE detector in the year 2011. The resonances are reconstructed via hadronic decay channels with large branching ratios (BR): $K^{*0} \rightarrow \pi^\pm K^\mp$ with BR 66.6% and $\phi \rightarrow K^+ K^-$ with BR 48.9% [14]. For both K^{*0} and ϕ , the measurements are performed in six common centrality classes, 0–5%, 5–10%, 10–20%, 20–30%, 30–40%, 40–50%. The peripheral centrality class 60–80% is also measured for ϕ only.

2.1 Event and track selection

The data in pp collisions were collected in 2011 using a minimum bias (MB) trigger, requiring at least one hit in any of V0-A, V0-C, and Silicon Pixel Detectors (SPD), in coincidence with the presence of an LHC bunch crossing [21, 22]. The ALICE V0 are small-angle plastic scintillator detectors placed on either side of the collision vertex, covering the pseudorapidity ranges $2.8 < \eta < 5.1$ (V0-A) and $-3.7 < \eta < -1.7$ (V0-C). The two SPD layers, which cover $|\eta| < 2.0$, are the innermost part of the the Inner Tracking System (ITS), composed of six layers of silicon detector placed radially between 3.9 and 43 cm around the beam pipe. During the high luminosity Pb–Pb run in 2011, V0 online triggers are used to enhance central 0–10%, semicentral 10–50% and select MB (0–80%) events. The trigger was 100% efficient for the 0–8% most central Pb–Pb collisions and 80% efficient for centrality 8–10% [23]. The inefficiency for the 8–10% range has a negligible (<1%) effect on the results presented in this paper. The numbers of events after event selections is summarized in Table 1.

A detailed description of the ALICE detector is given in Refs. [24–26]. The ALICE Inner Tracking System (ITS) and the Time Projection Chamber (TPC), are used for tracking and reconstruction of the primary vertex. Events are required to have the primary vertex coordinate along the beam axis (v_z) within 10 cm from the nominal interaction point. Tracks in the TPC are selected for both K^{*0} and ϕ reconstruction with the requirement of at least 70 TPC pad rows measured along the track out of a maximum possible 159. The TPC covers the pseudorapidity range $|\eta| < 0.9$ with full azimuthal acceptance. To ensure a uniform acceptance, the tracks are selected within $|\eta| < 0.8$. The data sample for the pp analysis is chosen to have minimal pileup; Pb–Pb collisions have negligible pileup. In order to reduce contamination from beam-background events and secondary particles coming from weak decays, cuts on the distance of closest approach to the primary vertex in the xy plane (DCA_{xy}) and z direction (DCA_z) are applied. The value of DCA_{xy} is required to be less than 7 times its resolution: $(DCA_{xy}(p_T) < 0.0105 + 0.035 p_T^{-1.1})$ cm (p_T in GeV/c) and DCA_z , is required to be less than 2 cm. The p_T of each track is restricted to be greater than 0.15 GeV/c for K^{*0} in pp and Pb–Pb collisions and for ϕ in pp collisions. For ϕ in Pb–Pb collisions the track p_T was required to be > 0.75 GeV/c for the 0–5% centrality class and > 0.5 GeV/c otherwise. The higher p_T cut for the ϕ analysis without particle identification (PID)

was needed to improve the signal-to-background ratio at low momentum.

The TPC has been used to identify charged particles by measuring the specific ionization energy loss (dE/dx). For K^{*0} reconstruction, both in pp and Pb–Pb collisions, pion and kaon candidates are required to have mean values of the specific energy loss in the TPC ($\langle dE/dx \rangle$) within two standard deviations ($2\sigma_{\text{TPC}}$) of the expected dE/dx values for each particle species over all momenta. In the case of ϕ meson reconstruction, two PID selection criteria depending on the p_T of the ϕ meson are used. In both pp and Pb–Pb collisions the narrow ϕ signal is extracted from the unidentified two-particle invariant-mass distribution for $p_T > 1$ GeV/c. In pp collisions the production of the ϕ meson is additionally measured with a $2\sigma_{\text{TPC}}$ restriction on $\langle dE/dx \rangle$ for $0.4 < p_T < 5$ GeV/c. The spectra measured without PID in Pb–Pb collisions are comparable with the published 2010 results [18] obtained with PID. Measurements with and without PID are found to be in good agreement for both collision systems in the overlap region ($1 < p_T < 5$ GeV/c). The p_T spectra in this paper are combinations of results obtained with PID at low momentum ($p_T < 3$ GeV/c) and results obtained without PID for higher p_T in both pp and Pb–Pb collisions.

2.2 Yield extraction

The K^{*0} (ϕ) is reconstructed through its dominant hadronic decay channel by calculating the invariant-mass of its daughters at the primary vertex. The invariant-mass distribution of the daughter pairs is constructed using all unlike-sign pairs of charged K candidates with oppositely charged π (K) candidates for K^{*0} (ϕ). The rapidity of π K and KK pairs is required to lie within the range $|y_{\text{pair}}| < 0.5$.

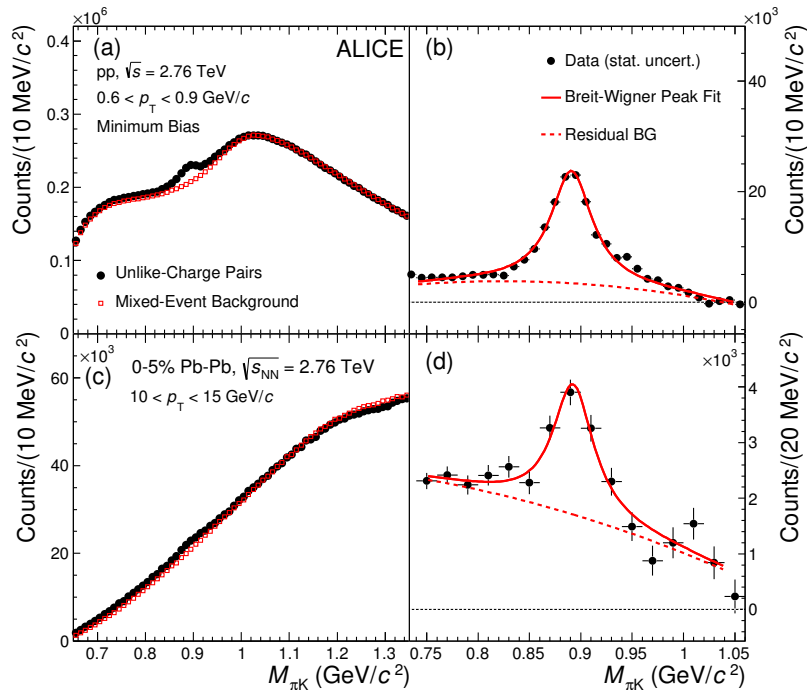


Fig. 1: (Color online) Invariant-mass distributions of π K pairs for pp and the 0–5% most central Pb–Pb collisions at $\sqrt{s_{\text{NN}}} = 2.76$ TeV for the momentum ranges $0.6 < p_T < 0.9$ GeV/c (upper panel) and $10 < p_T < 15$ GeV/c (lower panel), respectively. Panels (a) and (c) show the unlike charge π K invariant-mass distribution from the same event and normalized mixed event background. Panels (b) and (d) report the invariant-mass distribution after subtraction of the combinatorial background for K^{*0} . The statistical uncertainties are shown by bars. The solid curves represent fits to the distributions and the red dashed curves are the components of those fits that describe the residual background.

The signal extraction follows the procedure of the already published analysis [18]. The combinatorial background is estimated using the event mixing technique by pairing decay daughter candidates from two different events with similar primary vertex positions (v_z) and centrality percentiles in Pb–Pb collisions. For the K^{*0} analysis, the difference in the event plane angles between two events is required to be less than 30° . The Pb–Pb data sample is divided into 10 bins in centrality percentiles and 20 bins in v_z . Each event is mixed with 5 other similar events for both πK and KK . For event mixing in pp collisions, the binning takes into account the multiplicity of charged particles measured using the TPC. The total multiplicity and v_z are divided in 10 bins each for both πK and KK . These requirements ensure that the mixed events have similar features, so the invariant-mass distribution from the event mixing can better reproduce the combinatorial background.

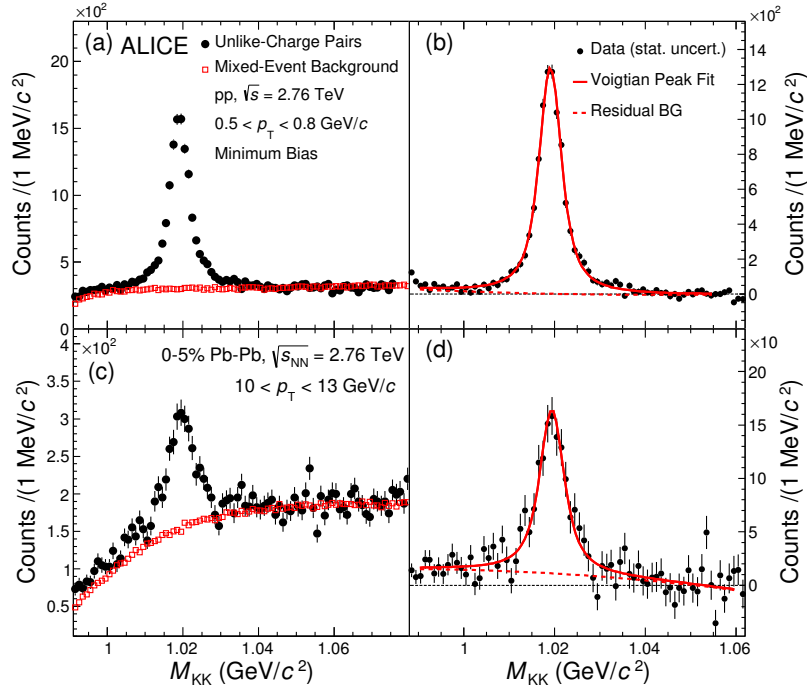


Fig. 2: (Color online) Invariant-mass distributions of KK pairs for pp and the 0–5% most central Pb–Pb collisions at $\sqrt{s_{NN}} = 2.76$ TeV for the momentum ranges $0.5 < p_T < 0.8$ GeV/ c (upper panel) and $10 < p_T < 13$ GeV/ c (lower panel), respectively. In panels (a) and (c) the unlike charge KK invariant-mass distribution from the same event and normalized mixed event background are shown. In panels (b) and (d) the invariant-mass distribution after subtraction of the combinatorial background for ϕ is shown. The statistical uncertainties are shown by bars. The solid curves are the fits to the distributions and the red dashed curves are the components of those fits that describe the residual background.

In Fig. 1 (Fig. 2), panels (a) and (c) show the $\pi^\mp K^\pm$ (K^+K^-) invariant-mass distributions from the same event and mixed events for $0.6 < p_T < 0.9$ GeV/ c ($0.5 < p_T < 0.8$ GeV/ c) in minimum bias pp collisions and $10 < p_T < 15$ GeV/ c ($10 < p_T < 13$ GeV/ c) in 0–5% central Pb–Pb collisions at $\sqrt{s_{NN}} = 2.76$ TeV. The mixed event distribution is normalized to the same event distribution in the invariant-mass region of 1.1 to 1.3 GeV/ c^2 (1.04 to 1.06 GeV/ c^2), which is away from the signal peaks. The $\pi^\mp K^\pm$ (K^+K^-) invariant-mass distributions after mixed event background subtraction are shown in panels (b) and (d) of Fig. 1 (Fig. 2), where the signals are observed on top of a residual background. The residual background is due to correlated πK or KK pairs emitted within jets and from mis-reconstructed hadronic decays [18]. The shape of the residual background is studied by means of Monte Carlo simulations. It exhibits a smooth dependence on mass and a second order polynomial is found to be a suitable function to describe the residual background for both K^{*0} and ϕ .

For each p_T interval and collision centrality class, the invariant-mass distribution is fitted with the sum of a peak fit function and a second-order polynomial to account for the residual background. The πK distribution signal peak is parametrized with a Breit-Wigner function. The fit function for K^{*0} is

$$\frac{dN}{dm_{\pi K}} = \frac{Y}{2\pi} \times \frac{\Gamma_0}{(m_{\pi K} - M_0)^2 + \frac{\Gamma_0^2}{4}} + (Am_{\pi K}^2 + Bm_{\pi K} + C), \quad (2)$$

where M_0 is the reconstructed mass of K^{*0} , Γ_0 is the resonance width fixed to the value in vacuum [14] and Y is yield of the K^{*0} meson. The mass resolution of the K^{*0} is negligible compared to its width ($47.4 \pm 0.6 \text{ MeV}/c^2$) and is therefore not included in the K^{*0} fitting function. A , B and C are the polynomial fit parameters. Similarly, for the KK signal peak is fitted with a Voigtian function (a Breit-Wigner function convoluted with a Gaussian function) is used, which accounts for the resonance width and the detector mass resolution. The fit function for ϕ is

$$\frac{dN}{dm_{KK}} = \frac{Y\Gamma_0}{(2\pi^{3/2})\sigma} \times \int_{-\infty}^{+\infty} \exp\left(-\frac{(m_{KK} - m')^2}{2\sigma^2}\right) \frac{1}{(m' - M_0)^2 + \frac{\Gamma_0^2}{4}} dm' + (Am_{KK}^2 + Bm_{KK} + C), \quad (3)$$

where the parameter σ is the p_T -dependent mass resolution, which is found to be independent of collision centrality. For Pb–Pb (pp) collisions, the mass resolution parameter has been extracted by using HIJING (PYTHIA) [27, 28] simulations, where the decay products of ϕ are propagated through the ALICE detector, by using GEANT3 [29].

The $\pi^\mp K^\pm$ ($K^+ K^-$) invariant-mass distribution is fitted in the range $0.75 < m_{\pi K} < 1.05 \text{ GeV}/c^2$ ($0.99 < m_{KK} < 1.06 \text{ GeV}/c^2$). The yield of K^{*0} (ϕ) is extracted in each p_T interval and centrality class by integrating the mixed-event background subtracted invariant-mass distribution in the range $0.77 < m_{\pi K} < 1.02 \text{ GeV}/c^2$ ($1 < m_{KK} < 1.03 \text{ GeV}/c^2$), subtracting the integral of the residual background function in the same range and correcting the result to account for the yields outside this range. This correction to the total yield is about 9% (13%) for K^{*0} (ϕ) [18].

2.3 Yield correction

The raw yields of K^{*0} and ϕ mesons are normalized to the number of events and corrected for the branching ratio (BR) [14], the detector acceptance (A) and the reconstruction efficiency (ϵ_{rec}).

2.3.1 Acceptance and reconstruction efficiency

A Monte Carlo simulation based on the HIJING (PYTHIA) event generator is used for the estimation of the acceptance \times efficiency ($A \times \epsilon_{\text{rec}}$) in Pb–Pb (pp) collisions. Figure 3 shows $A \times \epsilon_{\text{rec}}$ for minimum bias pp collisions and 0-5% centrality Pb–Pb collisions at $\sqrt{s_{\text{NN}}} = 2.76 \text{ TeV}$ for both K^{*0} and ϕ . In these simulations, the decay products of the generated K^{*0} and ϕ are propagated through the ALICE detector material using GEANT3 [29]. The $A \times \epsilon_{\text{rec}}$ is defined as the fraction of generated K^{*0} and ϕ that is reconstructed after passing through the detector simulation, the event reconstruction and being subjected to the track quality, PID and pair rapidity cuts. In this calculation, only those K^{*0} (ϕ) mesons that decay to $K^\pm \pi^\mp$ ($K^+ K^-$) are used. The correction for the branching ratio is therefore not included in $A \times \epsilon_{\text{rec}}$ and is applied separately (Eq. 4). The differences in $A \times \epsilon_{\text{rec}}$ for K^{*0} and ϕ are due to the different kinematics and track selection criteria. In Pb–Pb collisions, $A \times \epsilon_{\text{rec}}$ has a very mild centrality dependence.

2.3.2 Normalization

The yields are normalized to the number of minimum bias events and corrected for the trigger ($\epsilon_{\text{trigger}}$) and vertex reconstruction efficiencies (ϵ_{vertex}) to obtain the absolute resonance yields per inelastic pp collision. The ϵ_{vertex} correction was estimated to be equal to 89% and takes into account K^{*0} and ϕ meson losses after imposing the vertex cut. The trigger efficiency correction factor $\epsilon_{\text{trigger}}$ is 88.1% with relative uncertainty of +5.9% and -3.5% for pp collisions [30]. The effects of trigger and vertex reconstruction efficiency corrections are negligible in Pb–Pb collisions and, hence, not considered. The invariant yield for pp and Pb–Pb collisions is

$$\frac{1}{2\pi p_T} \frac{d^2N}{dy dp_T} = \frac{1}{2\pi p_T} \times \frac{1}{N_{\text{ev}}} \times \frac{N^{\text{raw}}}{dy dp_T} \times \frac{\epsilon_{\text{trigger}}}{A \times \epsilon_{\text{rec}} \times BR \times \epsilon_{\text{vertex}}} \quad (4)$$

where N_{ev} is the number of events used in the analysis and N^{raw} is the K^{*0} or ϕ raw yield.

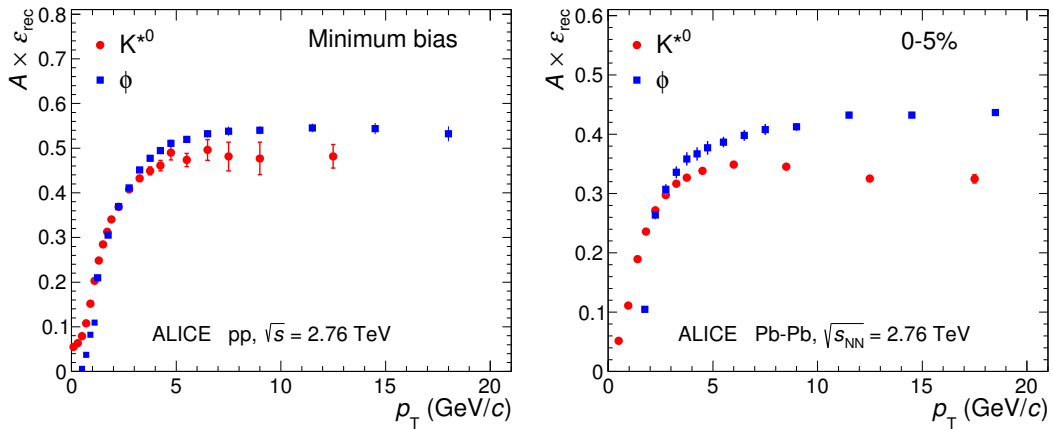


Fig. 3: (Color online) The acceptance and efficiency ($A \times \epsilon_{\text{rec}}$) correction as a function of p_T for K^{*0} (red marker) and ϕ (blue marker) mesons in pp (left panel) and 0-5% centrality in Pb–Pb (right panel) collisions at $\sqrt{s_{\text{NN}}} = 2.76$ TeV.

2.4 Systematic uncertainties

The sources of systematic uncertainties in the measurement of K^{*0} and ϕ production in pp and Pb–Pb collisions are the global tracking (performed using ITS and TPC clusters) efficiency, track selection cuts, PID, yield extraction method and material budget. In Pb–Pb (pp) collisions, the uncertainty contribution due to the global tracking efficiency has been estimated to be 5% (4%) for charged particles [31], which results in a 10% (8%) effect for the track pairs used for the invariant-mass analysis of K^{*0} and ϕ . The systematic uncertainty in the global tracking efficiency of the charged decay daughters is p_T and centrality independent and it cancels out partially in particle yield ratios for both K^{*0} and ϕ . The uncertainty due to the PID cuts is 3.7% (4%) in pp and 4% (6.2%) in Pb–Pb collisions for K^{*0} (ϕ). Systematic uncertainties of 3% to 6% on the raw yield have been assigned due to variation of the track selection cuts, depending on the particle species and collision system. The uncertainty due to the raw yield extraction includes variations of the fit range, fit function, mass resolution and mixed event background normalization range. The πK (KK) invariant-mass fitting ranges were varied by 10–30 (5–10) MeV/ c^2 on each side of the peak. The residual background is fitted with a 3rd-order polynomial and the resulting variations in the raw yield are also incorporated into the systematic uncertainties. Due to the uncertainty in the material budget of the ALICE detectors, a systematic uncertainty of $\sim 1\%$ (derived from the study for π^\pm and K^\pm in [31]) is added to the yield of K^{*0} and ϕ at low $p_T < 2$ GeV/ c , the contribution is negligible at higher p_T . For ϕ the change in the yield due to a variation of the mass resolution is included

Systematic variation	Pb–Pb		pp	
	K^{*0}	ϕ	K^{*0}	ϕ
Global tracking efficiency	10	10	8	8
Track selection	3-6	3-5	3	3
Particle identification	4.0	6.2	3.7	1-4
Material budget	<1	<1	0-3.3	0-3.3
Yield extraction	4-15	3.5-13	2.5-14	2-13
Total	12-19	13-18	10-18	9-16

Table 2: Systematic uncertainties in the measurement of K^{*0} and ϕ yields in pp and Pb–Pb collisions at $\sqrt{s_{NN}} = 2.76$ TeV. The global tracking uncertainty is p_T -independent, while the other single valued systematic uncertainties are averaged over p_T . The values given in ranges are minimum and maximum uncertainties depending on p_T and centrality class. The normalization uncertainty, which is due to uncertainties in the boundaries of the centrality percentiles, are taken from [32].

in the systematic uncertainties of the raw yield extraction. The systematic uncertainties due to yield extraction are 2.5–14% (2–13%) for K^{*0} (ϕ) in pp collisions and 4–15% (3.5–13%) for K^{*0} (ϕ) in Pb–Pb collisions. Raw yield extraction dominates total uncertainties in the lowest and highest p_T intervals. All other systematic uncertainties have weak p_T and centrality dependence, with the exception of the yield extraction uncertainty. The total systematic uncertainties amount to 10–18% (9–16%) for K^{*0} (ϕ) in pp collisions and 12–19% (13–18%) for K^{*0} (ϕ) in Pb–Pb collisions. The contributions are summarized in Table 2.

3 Results

3.1 p_T spectra in pp collisions

The first measurement of K^{*0} (ϕ) meson production in pp collisions at $\sqrt{s} = 2.76$ TeV up to $p_T = 15$ (21) GeV/ c is reported here. Figure 4 shows the transverse momentum spectra of K^{*0} and ϕ mesons in pp collisions at $\sqrt{s} = 2.76$ TeV, which are compared with the values given by perturbative QCD inspired Monte Carlo event generators PYTHIA [28, 33] and PHOJET [34, 35]. In both event generators hadronization is simulated using the Lund String fragmentation model [36]. Different PYTHIA tunes were developed by different groups through extensive comparison of Monte Carlo distributions with the minimum bias data from various experiments. The PYTHIA D6T tune [37] is adjusted to CDF Run 2 data, whereas the ATLAS-CSC tune [38] is adjusted using UA5, E375 and CDF data from $\sqrt{s} = 0.2$ to 1.8 TeV. The Perugia tune [39] uses the minimum bias and underlying event data from the LHC at 0.9 and 7 TeV. The bottom panels in Fig. 4 shows the ratio of the model calculations to the data. For the K^{*0} meson, at low p_T (< 1 GeV/ c): all models overpredict the data. In the intermediate p_T range (~ 2 –8 GeV/ c): the Perugia, ATLAS-CSC and PYTHIA 8.14 tunes underestimate the data, the D6T tune overestimates the data while PHOJET has good agreement with the data. For the ϕ meson, at low p_T (< 1 GeV/ c): PHOJET and ATLAS-CSC tune overpredict; the Perugia tune and PYTHIA 8.14 underpredict the data. In the intermediate p_T range (~ 2 –8 GeV/ c): the Perugia tune, PYTHIA 8.14, and PHOJET underestimate the data, while the D6T and ATLAS-CSC tunes are in good agreement with the data. In the high p_T range (> 8 GeV/ c) all models agree with the data within the uncertainties for both K^{*0} and ϕ . For both K^{*0} and ϕ mesons, the deviations of these models from ALICE measurements are similar at both $\sqrt{s} = 2.76$ and 7 TeV [40].

3.2 p_T spectra in Pb–Pb collisions

Figure 5 shows the p_T spectra for K^{*0} and ϕ mesons for different centrality classes in Pb–Pb collisions at $\sqrt{s_{NN}} = 2.76$ TeV. The new measurements extend the previous results [18] from $p_T = 5$ GeV/ c to 20

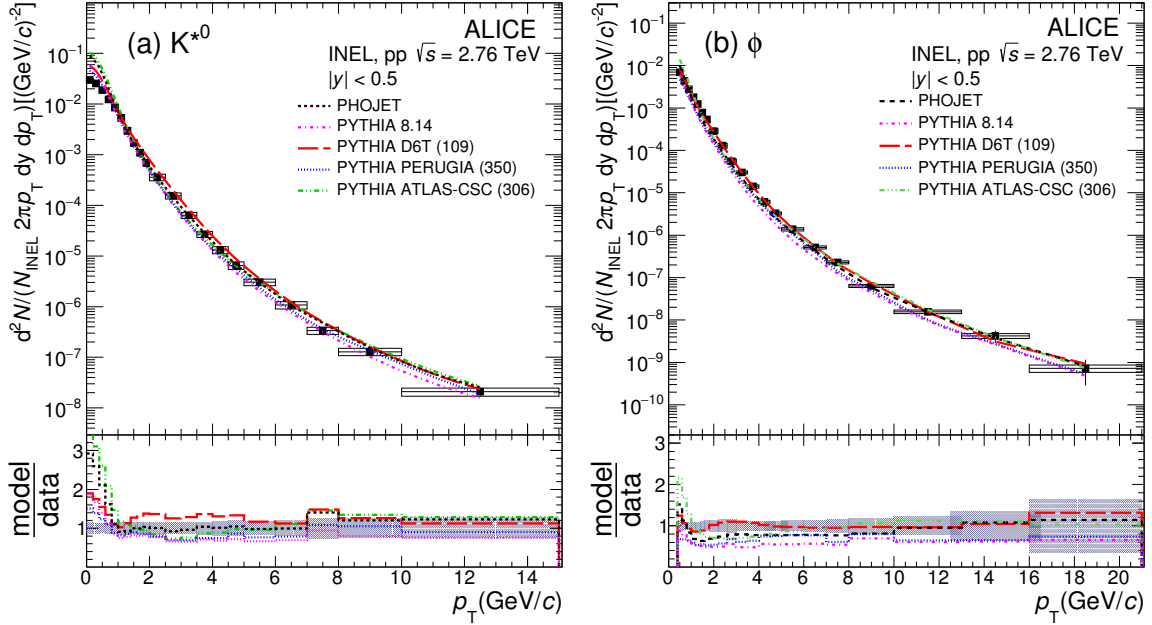


Fig. 4: (Color online) Invariant yields for (a) K^{*0} and (b) ϕ mesons normalized to the number of inelastic pp collisions at $\sqrt{s} = 2.76$ TeV. Invariant yield is calculated by taking the value of p_T at the corresponding bin center. The statistical uncertainties on the data are shown by bars and the systematic uncertainties by boxes. The results are compared with model calculations from PYTHIA 8.14 [33], PHOJET [34, 35], PYTHIA D6T [37], PYTHIA ATLAS-CSC [38] and PYTHIA PERUGIA [39] as shown by different dashed lines. The lower panel for both K^{*0} and ϕ shows the model to data ratio.

(21) GeV/c for K^{*0} (ϕ). The production of K^{*0} has been measured in finer centrality bins and compared to previously published results [18]. When centrality bins are combined, the 2011 results are consistent with the 2010 data.

3.3 Particle ratios

The measurements of K^{*0} and ϕ spectra over a wide p_T range are used to probe particle production mechanisms at different p_T scales. The p_T -integrated particle yield (dN/dy) and the mean transverse momentum ($\langle p_T \rangle$) have been extracted using the procedure described in Ref. [18]. The p_T distributions are fitted with a Lévy-Tsallis function [41, 42] in pp and a Boltzmann-Gibbs blast-wave function [43] in Pb–Pb collisions. The dN/dy and $\langle p_T \rangle$ have been extracted from the data in the measured p_T region and the fit functions have been used to extrapolate into the unmeasured (low p_T) region. The low- p_T extrapolation covers $p_T < 0.3$ (0.5) GeV/c for K^{*0} (ϕ) and accounts for 5% (14%) of the total yield. The yield is negligible at high- p_T (> 20 GeV/c). These values for K^{*0} in pp and Pb–Pb collisions and the values for ϕ in pp collisions are listed in Table 3.

Figure 6 shows the ratios K^{*0}/K^- and ϕ/K^- [18] as a function of $\langle dN_{ch}/d\eta \rangle^{1/3}$ (a proxy for the system size [44]) in Pb–Pb collisions at $\sqrt{s_{NN}} = 2.76$ TeV and pp collisions at $\sqrt{s} = 2.76$ TeV and 7 TeV [40]. The yield extraction dominates the systematic uncertainties at low p_T , and therefore in the integrated yield; it has been assumed to be fully uncorrelated between different centrality classes. The values of the K^{*0}/K^- ratio in Pb–Pb collisions at $\sqrt{s_{NN}} = 2.76$ TeV and pp collisions at $\sqrt{s} = 2.76$ TeV, along with ϕ/K^- ratio in pp collisions at $\sqrt{s} = 2.76$ TeV, are listed in Table 3. The K^{*0}/K^- ratio from the present data is consistent with the trend observed in the previous measurement [18], also shown in Fig. 6 for completeness. A smooth dependence on $\langle dN_{ch}/d\eta \rangle^{1/3}$ is observed and the K^{*0}/K^- ratio is suppressed in

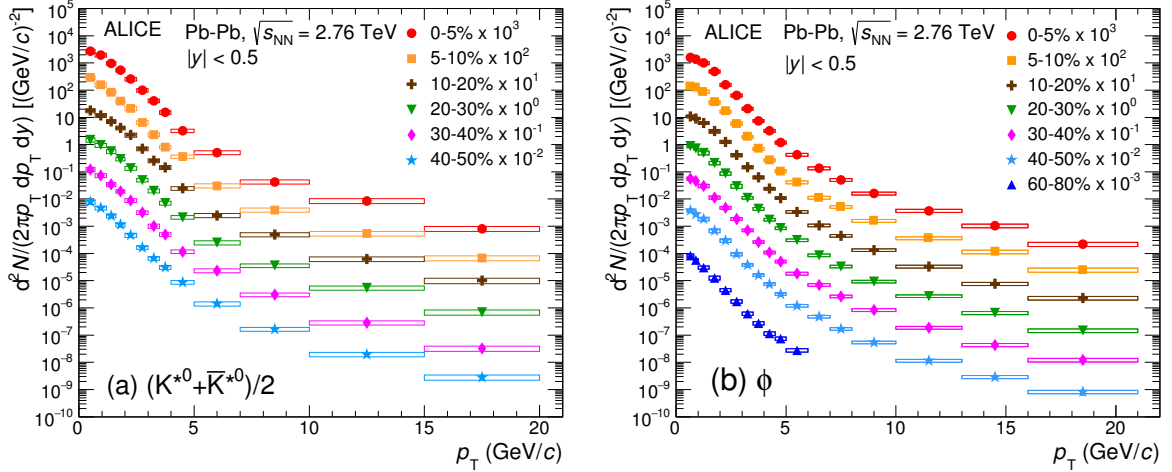


Fig. 5: (Color online) Invariant yields of (a) K^{*0} and (b) ϕ mesons in various centrality classes in Pb–Pb collisions at $\sqrt{s_{NN}} = 2.76$ TeV. Invariant yield is calculated by taking the value of p_T at the corresponding bin center. The statistical and systematic uncertainties are shown as bars and boxes, respectively. The normalization uncertainty is not shown here, but is given in Table 3.

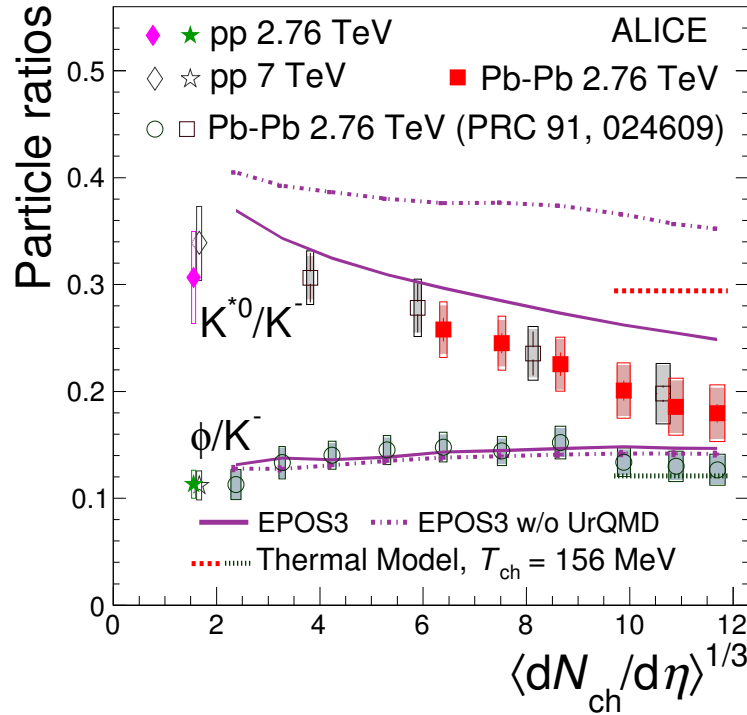


Fig. 6: (Color online) K^{*0}/K^- and ϕ/K^- ratios as a function of $\langle dN_{ch}/d\eta \rangle^{1/3}$ measured at mid-rapidity [44] in pp collisions at $\sqrt{s} = 2.76$ TeV and 7 TeV [40], and Pb–Pb collisions at $\sqrt{s_{NN}} = 2.76$ TeV. For Pb–Pb collisions, the ϕ/K^- values are exclusively from [18]; the previously published K^{*0}/K^- measurements are compared to new measurements in finer centrality classes. Bars represent the statistical uncertainties, empty boxes represent the total systematic uncertainties, and shaded boxes represent the systematic uncertainties that are uncorrelated between centrality classes. The expectations from a thermal model calculation with chemical freeze-out temperature of 156 MeV for the most central collisions [45] are shown. The EPOS3 calculation of the K^{*0}/K^- and ϕ/K^- ratios are also shown as a violet band for different centrality intervals [46].

K^{*0} (Pb–Pb $\sqrt{s_{NN}} = 2.76$ TeV)			
Centrality (%)	dN/dy	K^{*0}/K^-	$\langle p_T \rangle$ (GeV/c)
0–5	$19.56 \pm 0.93 \pm 2.48 \pm 0.097$	$0.180 \pm 0.008 \pm 0.026$ (0.023)	$1.310 \pm 0.023 \pm 0.055$
5–10	$16.71 \pm 0.65 \pm 2.08 \pm 0.083$	$0.186 \pm 0.007 \pm 0.026$ (0.024)	$1.252 \pm 0.023 \pm 0.055$
10–20	$13.65 \pm 0.63 \pm 1.84 \pm 0.009$	$0.200 \pm 0.009 \pm 0.026$ (0.023)	$1.360 \pm 0.026 \pm 0.053$
20–30	$10.37 \pm 0.50 \pm 1.38 \pm 0.010$	$0.225 \pm 0.011 \pm 0.025$ (0.023)	$1.322 \pm 0.028 \pm 0.053$
30–40	$7.35 \pm 0.28 \pm 0.97 \pm 0.146$	$0.245 \pm 0.009 \pm 0.025$ (0.021)	$1.254 \pm 0.023 \pm 0.050$
40–50	$4.66 \pm 0.20 \pm 0.65 \pm 0.111$	$0.258 \pm 0.011 \pm 0.025$ (0.022)	$1.220 \pm 0.025 \pm 0.050$

K^{*0} (pp $\sqrt{s} = 2.76$ TeV)			
	dN/dy	K^{*0}/K^-	$\langle p_T \rangle$ (GeV/c)
Inelastic (INEL)	$0.0705 \pm 0.0007 \pm 0.009$	$0.307 \pm 0.003 \pm 0.043$	$0.950 \pm 0.005 \pm 0.026$

ϕ (pp $\sqrt{s} = 2.76$ TeV)			
	dN/dy	ϕ/K^-	$\langle p_T \rangle$ (GeV/c)
Inelastic (INEL)	$0.0260 \pm 0.0004 \pm 0.003$	$0.113 \pm 0.001 \pm 0.013$	$1.04 \pm 0.01 \pm 0.09$

Table 3: The values of dN/dy , ratio to K^- [32] and $\langle p_T \rangle$ are presented for different centrality classes in Pb–Pb collisions and inelastic pp collisions. In each entry, the first uncertainty is statistical and the second is systematic, excluding the normalization uncertainty. Where a third uncertainty is given, it is the normalization uncertainty and the value in the parentheses corresponds to uncorrelated part of the systematic uncertainty.

the most central Pb–Pb collisions with respect to pp and peripheral Pb–Pb collisions. On the other hand, the ϕ/K^- ratio (previously reported in [18]) has weak centrality dependence without any suppression. Energy independence of the ϕ/K^- ratio in pp collisions is observed. The suppression of the integrated yield of the short lived K^{*0} resonance suggests that the rescattering of its decay daughters in the hadronic medium reduces the measurable yield of K^{*0} . This aspect is further illustrated by comparison of the ratios to a thermal model calculations with a chemical freeze-out temperature of 156 MeV [45]. The measurements of ϕ/K for the most central collisions agrees with the thermal model expectation, while the measured K^{*0}/K ratio lies significantly below the model value as this thermal model does not include rescattering effects. The K^{*0}/K and ϕ/K ratios in Pb–Pb collisions are also compared to EPOS3 calculations [46]. EPOS3 is an event generator that describes the full evolution of heavy-ion collisions. The initial conditions are modeled using the Gribov-Regge multiple-scattering framework, based on strings and Pomerons. The collision volume is divided into two parts: a “core” (modeled as a QGP described by 3+1 dimensional viscous hydrodynamics) and a “corona” (where decaying strings are hadronized). The core is allowed to hadronize and the further evolution of the complete system (including re-scattering and regeneration) is modeled using UrQMD [47, 48]. EPOS3 with hadronic cascade modeled by UrQMD reproduces the observed trends for K^{*0}/K and ϕ/K ratios in Pb–Pb collisions, suggesting that the observed suppression of K^{*0}/K ratio is from rescattering of the daughter particles in the hadronic phase.

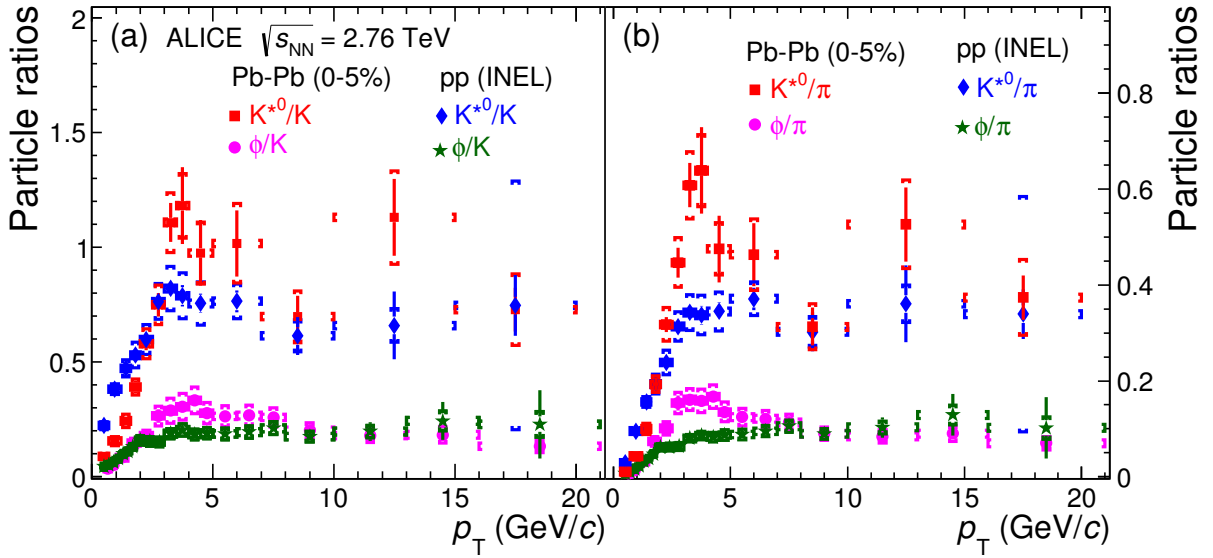


Fig. 7: (Color online) Ratios of particle yields K^{*0}/K and ϕ/K in panel (a) and K^{*0}/π and ϕ/π in panel (b) as a function of p_T in central Pb–Pb and pp collisions at $\sqrt{s_{NN}} = 2.76$ TeV are shown. Here, $(K^{*0} + \bar{K}^{*0})$, $(K^+ + K^-)$ and $(\pi^+ + \pi^-)$ are denoted as K^{*0} , K , π , respectively. The statistical and systematic uncertainties are shown as bars and caps respectively.

The effects of hadronic rescattering can be investigated with the p_T -differential K^{*0}/K and ϕ/K ratios. Figure 7a shows the K^{*0}/K and ϕ/K ratios as a function of p_T in pp and 0–5% central Pb–Pb collisions at $\sqrt{s_{NN}} = 2.76$ TeV. For $p_T < 2$ GeV/ c , the K^{*0}/K ratio is smaller in central Pb–Pb collisions than in pp collisions, while the ϕ/K ratio is the same for both collision systems. This is consistent with the suppression of the K^{*0} yield due to rescattering in the hadronic phase. In Fig. 7b, the K^{*0}/π and ϕ/π ratios are shown as a function of p_T in pp and 0–5% central Pb–Pb collisions at $\sqrt{s_{NN}} = 2.76$ TeV. For pp collisions, these ratios saturate at $p_T \sim 4$ GeV/ c , but in Pb–Pb collisions, it increases up to 4 GeV/ c then shows a decreasing trend up to 8 GeV/ c , finally it saturates. Both ratios in central Pb–Pb collisions show an enhancement with respect to pp collisions at $p_T \sim 3$ GeV/ c . Similar meson-to-meson enhancement has been observed for the K/π ratio [31], and is understood in terms of radial flow. The ratios K^{*0}/K , ϕ/K , K^{*0}/π and ϕ/π are similar at high p_T (> 8 GeV/ c) in Pb–Pb and pp collisions. This suggests that fragmentation is the dominant mechanism of hadron production in this p_T regime. This observation is consistent with our previous measurements of the p/π and K/π ratios [31].

In Fig. 8, the p_T -differential p/K^{*0} and p/ϕ ratios measured in pp and Pb–Pb collisions at $\sqrt{s_{NN}} = 2.76$ TeV are shown in panels (a) and (b), respectively. The particle ratios evolve from pp to central Pb–Pb collisions, indicating a change of the spectral shapes. In central Pb–Pb collisions, the p/K^{*0} ratio shows weak transverse momentum dependence and the p/ϕ ratio is consistent with previous observations for $p_T \lesssim 4$ GeV/ c . The similarity of the shapes of spectra for K^{*0} , p , ϕ , which have similar masses but different numbers of valence quarks, suggests that the shapes are mostly defined by hadron masses as expected from hydrodynamic models [49]. At higher p_T , the difference between particle ratios measured in different collision systems becomes smaller. Eventually the p/K^{*0} and p/ϕ ratios for $p_T > 8$ GeV/ c have similar values in both pp and central Pb–Pb collisions within uncertainties as expected if parton fragmentation in vacuum dominates.

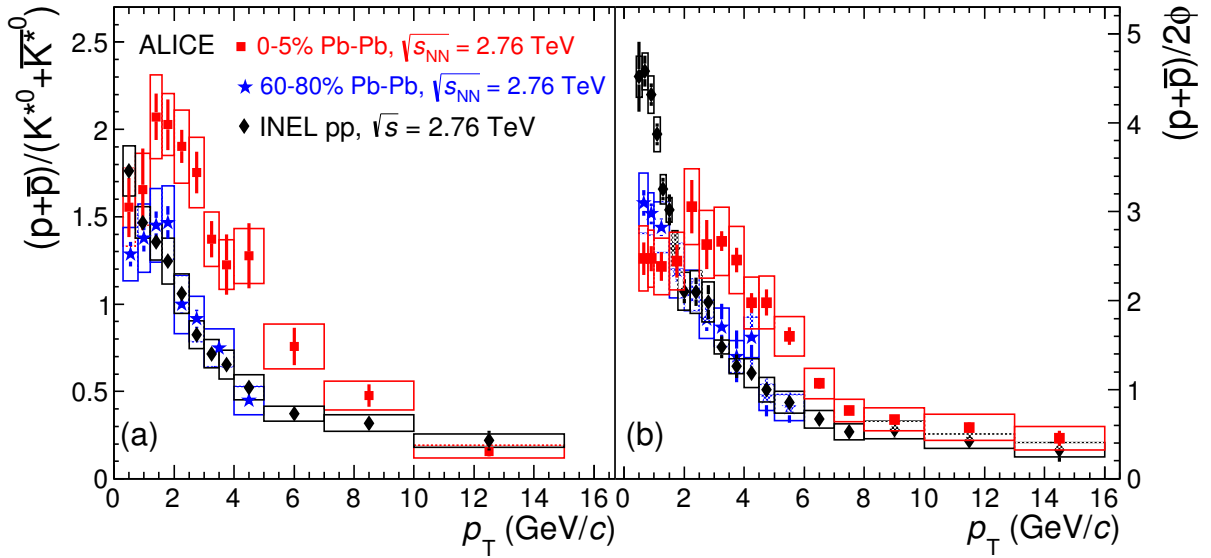


Fig. 8: (Color online) Ratios of particle yields p/K^{*0} in panel (a) and p/ϕ in panel (b) as a function of p_T in central and peripheral Pb–Pb collisions and pp collisions at $\sqrt{s_{NN}} = 2.76$ TeV. The p/ϕ ratio for $p_T < 4$ GeV/c is from [18]. The statistical and systematic uncertainties are shown as bars and boxes respectively.

3.4 Nuclear modification factor (R_{AA})

The p_T spectrum of K^{*0} (ϕ) in pp collisions is used for the calculation of the nuclear modification factor (R_{AA}). The K^{*0} spectra is measured up to $p_T = 15$ GeV/c (Fig. 4) and $p_T = 20$ GeV/c (Fig. 5), in pp and Pb–Pb collisions, respectively. In pp collisions, the K^{*0} p_T distribution for $15 < p_T < 20$ GeV/c is extrapolated from the measured data using a Lévy-Tsallis function [41, 42]. For the systematic uncertainty on this extrapolated data point, a power-law function is used in the range $2 < p_T < 20$ GeV/c. In addition, maximally hard and maximally soft p_T spectra are generated by shifting the measured data points within their uncertainties. The extrapolation procedure is performed on these hard and soft spectra and the changes in the high- p_T yield are incorporated into the systematic uncertainty estimate of the extrapolated data point.

The R_{AA} is used to study the effect of the medium formed in heavy-ion collisions and is sensitive to the system size and the density of the medium. The R_{AA} measurement is also sensitive to the dynamics of particle production, in-medium effects and the energy loss mechanism of partons in the medium. If a nuclear collision were simply a superposition of nucleon-nucleon collisions, the nuclear modification factor would be equal to unity at high p_T . Deviations of R_{AA} from unity may indicate the presence of in-medium effects.

Figure 9 shows the R_{AA} of K^{*0} and ϕ in the 0–5% to 40–50% centrality classes for Pb–Pb collisions at $\sqrt{s_{NN}} = 2.76$ TeV. These results are compared to the R_{AA} of charged hadrons measured by the ALICE Collaboration [50]. The R_{AA} of K^{*0} and ϕ is lower than unity at high p_T (> 8 GeV/c) for all centrality classes. It is also observed that for $p_T < 2$ GeV/c, the K^{*0} R_{AA} is smaller than the ϕ and the charged hadron R_{AA} . This additional suppression of K^{*0} at low p_T with respect to ϕ is reduced as one goes from central to peripheral collisions, consistent with the expectation of more rescattering in central Pb–Pb collisions [18]. At high p_T , the R_{AA} of both K^{*0} and ϕ mesons are similar to that of charged hadrons and the R_{AA} values increase from central to peripheral collisions.

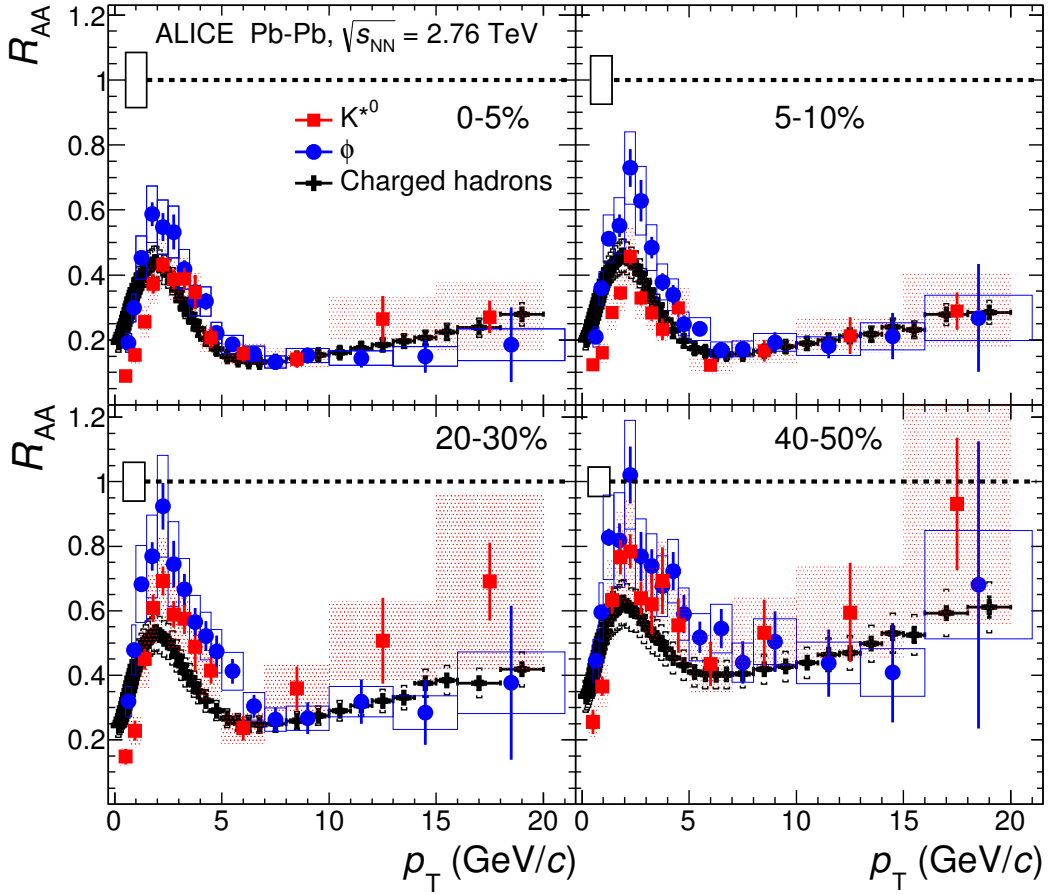


Fig. 9: (Color online) The nuclear modification factor, R_{AA} , as a function of p_T for K^{*0} and ϕ mesons in Pb–Pb collisions for different centrality classes. The results are compared with the R_{AA} of charged hadrons measured by ALICE [50]. The statistical and systematic uncertainties are shown as bars and boxes, respectively. The boxes around unity indicate the uncertainty on the normalization of R_{AA} , including the uncertainty on the nuclear overlap function $\langle T_{AA} \rangle$ and the normalization uncertainty given in Table 3.

Figure 10 shows the comparison of R_{AA} of K^{*0} and ϕ in the 0–5% collision centrality class with that of π , K and p [31]. In the intermediate p_T range (2–6 GeV/c), K^{*0} and ϕ R_{AA} is similar to that of the K, whereas p and ϕ exhibit a different trend despite similar masses. The difference of ϕ and p R_{AA} at RHIC was thought to be an effect of hadronization through parton recombination [51–53]. But the p/ϕ ratio in most central Pb–Pb collisions at LHC is observed to be flat for $p_T < 4$ GeV/c (see also Fig. 8b and [18]) which suggests that particle masses determine the shapes of the p_T spectra with no need to invoke a recombination model. For $p_T > 8$ GeV/c, all the light flavored species, π , K, p [31], K^{*0} and ϕ , show a similar suppression within uncertainties. This observation rules out models where the suppression of different species containing light quarks are considered to be dependent on their mass and it can also put a stringent constraint on the models dealing with fragmentation and energy loss mechanisms [8–10].

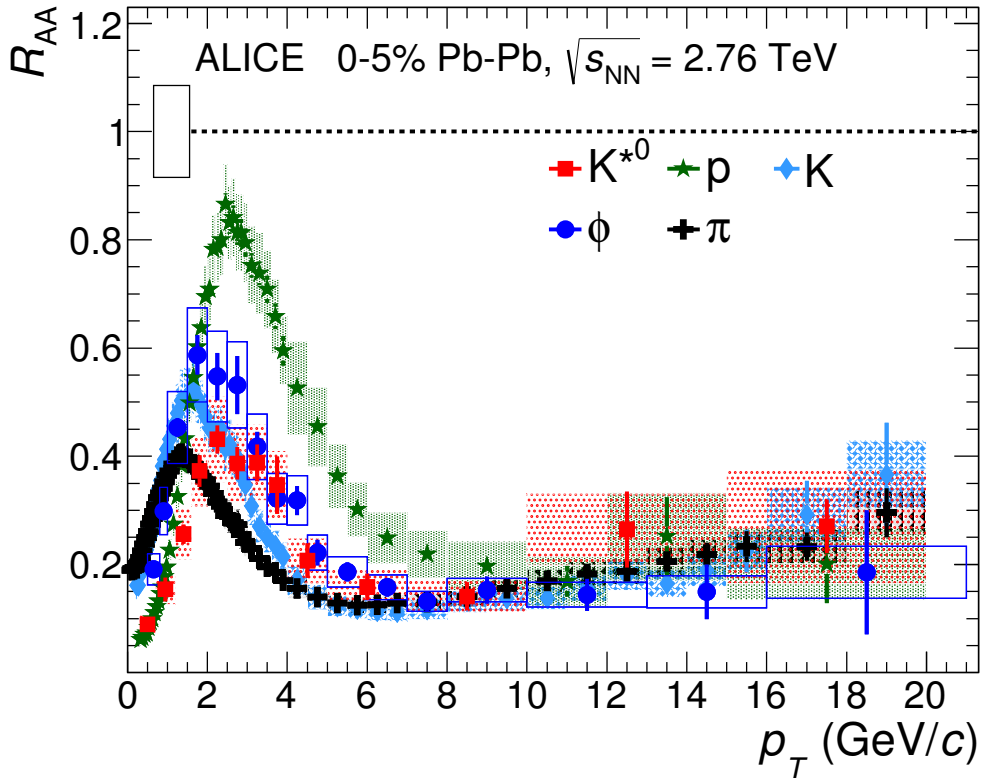


Fig. 10: (Color online) The R_{AA} for K^{*0} and ϕ mesons as a function of p_T in 0–5% Pb–Pb collisions. The results are compared with the R_{AA} of π , K and p [31]. The statistical and systematic uncertainties are shown as bars and boxes, respectively. The boxes around unity indicate the uncertainty on the normalization of R_{AA} , including the uncertainty on the nuclear overlap function $\langle T_{AA} \rangle$ and the normalization uncertainty given in Table 3.

4 Conclusions

The production of K^{*0} and ϕ mesons in inelastic pp collisions and Pb–Pb collisions in various centrality classes at $\sqrt{s_{NN}} = 2.76$ TeV using large data samples accumulated in 2011 has been measured. The transverse momentum distributions for K^{*0} (ϕ) mesons measured in pp collisions up to 15 (21) GeV/c are compared to predictions of the perturbative QCD inspired event generators PYTHIA and PHOJET. It is observed that for $p_T > 8$ GeV/c the models agree with the data within uncertainties. In Pb–Pb collisions previously published results for K^{*0} and ϕ [18] are extended from $p_T = 5$ GeV/c to 20 GeV/c and the production of K^{*0} is studied in finer centrality bins. At high transverse momentum ($p_T > 8$ GeV/c) nuclear modification factors for different light hadrons (π , K, K^{*0} , p and ϕ) are consistent within uncertainties and particle ratios (K^{*0}/π , K^{*0}/K , ϕ/π and ϕ/K) are similar for pp and Pb–Pb collisions. This indicates a particle species independence of partonic energy loss in the medium for light quark flavors (u, d, s) and points to fragmentation in vacuum as the dominant particle production mechanism in this kinematic regime. The K^{*0}/π , and ϕ/π ratios show a centrality dependent enhancement at $p_T \sim 3$ GeV/c in Pb–Pb collisions compared to pp collisions. This is similar to the enhancement previously observed in the K/π ratio [31] and attributed to the development of collective radial flow. At low momentum, the production of K^{*0} is significantly suppressed in Pb–Pb collisions and the K^{*0}/K ratio exhibits suppression at low momentum, which increases with centrality. This observation is consistent with previous measurements by the STAR [54, 55] and the ALICE [18] Collaborations and EPOS3 calculations [46], which confirms the importance of rescattering in the hadronic phase.

Acknowledgements

The ALICE Collaboration would like to thank all its engineers and technicians for their invaluable contributions to the construction of the experiment and the CERN accelerator teams for the outstanding performance of the LHC complex. The ALICE Collaboration gratefully acknowledges the resources and support provided by all Grid centres and the Worldwide LHC Computing Grid (WLCG) collaboration. The ALICE Collaboration acknowledges the following funding agencies for their support in building and running the ALICE detector: A. I. Alikhanyan National Science Laboratory (Yerevan Physics Institute) Foundation (ANSL), State Committee of Science and World Federation of Scientists (WFS), Armenia; Austrian Academy of Sciences and Nationalstiftung für Forschung, Technologie und Entwicklung, Austria; Ministry of Communications and High Technologies, National Nuclear Research Center, Azerbaijan; Conselho Nacional de Desenvolvimento Científico e Tecnológico (CNPq), Universidade Federal do Rio Grande do Sul (UFRGS), Financiadora de Estudos e Projetos (Finep) and Fundação de Amparo à Pesquisa do Estado de São Paulo (FAPESP), Brazil; Ministry of Science & Technology of China (MSTC), National Natural Science Foundation of China (NSFC) and Ministry of Education of China (MOEC), China; Ministry of Science, Education and Sport and Croatian Science Foundation, Croatia; Ministry of Education, Youth and Sports of the Czech Republic, Czech Republic; The Danish Council for Independent Research — Natural Sciences, the Carlsberg Foundation and Danish National Research Foundation (DNRF), Denmark; Helsinki Institute of Physics (HIP), Finland; Commissariat à l’Energie Atomique (CEA) and Institut National de Physique Nucléaire et de Physique des Particules (IN2P3) and Centre National de la Recherche Scientifique (CNRS), France; Bundesministerium für Bildung, Wissenschaft, Forschung und Technologie (BMBF) and GSI Helmholtzzentrum für Schwerionenforschung GmbH, Germany; Ministry of Education, Research and Religious Affairs, Greece; National Research, Development and Innovation Office, Hungary; Department of Atomic Energy Government of India (DAE) and Council of Scientific and Industrial Research (CSIR), New Delhi, India; Indonesian Institute of Science, Indonesia; Centro Fermi - Museo Storico della Fisica e Centro Studi e Ricerche Enrico Fermi and Istituto Nazionale di Fisica Nucleare (INFN), Italy; Institute for Innovative Science and Technology, Nagasaki Institute of Applied Science (IIST), Japan Society for the Promotion of Science (JSPS) KAKENHI and Japanese Ministry of Education, Culture, Sports, Science and Technology (MEXT), Japan; Consejo Nacional de Ciencia (CONACYT) y Tecnología, through Fondo de Cooperación Internacional en Ciencia y Tecnología (FONCICYT) and Dirección General de Asuntos del Personal Académico (DGAPA), Mexico; Nationaal instituut voor subatomaire fysica (Nikhef), Netherlands; The Research Council of Norway, Norway; Commission on Science and Technology for Sustainable Development in the South (COMSATS), Pakistan; Pontificia Universidad Católica del Perú, Peru; Ministry of Science and Higher Education and National Science Centre, Poland; Korea Institute of Science and Technology Information and National Research Foundation of Korea (NRF), Republic of Korea; Ministry of Education and Scientific Research, Institute of Atomic Physics and Romanian National Agency for Science, Technology and Innovation, Romania; Joint Institute for Nuclear Research (JINR), Ministry of Education and Science of the Russian Federation and National Research Centre Kurchatov Institute, Russia; Ministry of Education, Science, Research and Sport of the Slovak Republic, Slovakia; National Research Foundation of South Africa, South Africa; Centro de Aplicaciones Tecnológicas y Desarrollo Nuclear (CEADEN), Cubaenergía, Cuba, Ministerio de Ciencia e Innovación and Centro de Investigaciones Energéticas, Medioambientales y Tecnológicas (CIEMAT), Spain; Swedish Research Council (VR) and Knut & Alice Wallenberg Foundation (KAW), Sweden; European Organization for Nuclear Research, Switzerland; National Science and Technology Development Agency (NSDTA), Suranaree University of Technology (SUT) and Office of the Higher Education Commission under NRU project of Thailand, Thailand; Turkish Atomic Energy Agency (TAEK), Turkey; National Academy of Sciences of Ukraine, Ukraine; Science and Technology Facilities Council (STFC), United Kingdom; National Science Foundation of the United States of America (NSF) and United States Department of Energy, Office of Nuclear Physics (DOE NP), United States of America.

References

- [1] **STAR** Collaboration, J. Adams *et al.*, “Experimental and theoretical challenges in the search for the quark gluon plasma: The STAR Collaboration’s critical assessment of the evidence from RHIC collisions,” *Nucl. Phys.* **A757** (2005) 102–183, arXiv:nucl-ex/0501009 [nucl-ex].
- [2] **PHENIX** Collaboration, K. Adcox *et al.*, “Formation of dense partonic matter in relativistic nucleus-nucleus collisions at RHIC: Experimental evaluation by the PHENIX collaboration,” *Nucl. Phys.* **A757** (2005) 184–283, arXiv:nucl-ex/0410003 [nucl-ex].
- [3] M. Gyulassy and L. McLerran, “New forms of QCD matter discovered at RHIC,” *Nucl. Phys.* **A750** (2005) 30–63, arXiv:nucl-th/0405013 [nucl-th].
- [4] **PHENIX** Collaboration, A. Adare *et al.*, “ J/ψ production vs centrality, transverse momentum, and rapidity in Au+Au collisions at $\sqrt{s_{NN}} = 200$ GeV,” *Phys. Rev. Lett.* **98** (2007) 232301, arXiv:nucl-ex/0611020 [nucl-ex].
- [5] **PHENIX** Collaboration, A. Adare *et al.*, “ J/ψ suppression at forward rapidity in Au+Au collisions at $\sqrt{s_{NN}} = 200$ GeV,” *Phys. Rev.* **C84** (2011) 054912, arXiv:1103.6269 [nucl-ex].
- [6] **ALICE** Collaboration, J. Adam *et al.*, “Centrality dependence of high- p_T D meson suppression in Pb–Pb collisions at $\sqrt{s_{NN}} = 2.76$ TeV,” *JHEP* **11** (2015) 205, arXiv:1506.06604 [nucl-ex].
- [7] **ALICE** Collaboration, J. Adam *et al.*, “Transverse momentum dependence of D-meson production in Pb–Pb collisions at $\sqrt{s_{NN}} = 2.76$ TeV,” *JHEP* **03** (2016) 081, arXiv:1509.06888 [nucl-ex].
- [8] R. Bellwied and C. Markert, “In-medium hadronization in the deconfined matter at RHIC and LHC,” *Phys. Lett.* **B691** (2010) 208–213, arXiv:1005.5416 [nucl-th].
- [9] W. Liu and R. J. Fries, “Probing nuclear matter with jet conversions,” *Phys. Rev.* **C77** (2008) 054902, arXiv:0801.0453 [nucl-th].
- [10] W. Liu, C. M. Ko, and B. W. Zhang, “Jet conversions in a quark-gluon plasma,” *Phys. Rev.* **C75** (2007) 051901, arXiv:nucl-th/0607047 [nucl-th].
- [11] M. Floris, “Hadron yields and the phase diagram of strongly interacting matter,” *Nucl. Phys.* **A931** (2014) 103–112, arXiv:1408.6403 [nucl-ex].
- [12] **Wuppertal-Budapest** Collaboration, S. Borsányi, Z. Fodor, C. Hoelbling, S. D. Katz, S. Krieg, C. Ratti, and K. K. Szabó, “Is there still any T_c mystery in lattice QCD? Results with physical masses in the continuum limit III,” *JHEP* **09** (2010) 073, arXiv:1005.3508 [hep-lat].
- [13] Y. Aoki, Z. Fodor, S. D. Katz, and K. K. Szabó, “The QCD transition temperature: Results with physical masses in the continuum limit,” *Phys. Lett.* **B643** (2006) 46–54, arXiv:hep-lat/0609068 [hep-lat].
- [14] **Particle Data Group** Collaboration, K. A. Olive *et al.*, “Review of Particle Physics,” *Chin. Phys.* **C38** (2014) 090001.
- [15] G. Torrieri and J. Rafelski, “Strange hadron resonances as a signature of freezeout dynamics,” *Phys. Lett.* **B509** (2001) 239–245, arXiv:hep-ph/0103149 [hep-ph].
- [16] **PHENIX** Collaboration, S. S. Adler *et al.*, “Scaling properties of proton and anti-proton production in $\sqrt{s_{NN}} = 200$ GeV Au+Au collisions,” *Phys. Rev. Lett.* **91** (2003) 172301, arXiv:nucl-ex/0305036 [nucl-ex].

- [17] ALICE Collaboration, B. Abelev *et al.*, “ K_S^0 and Λ production in Pb–Pb collisions at $\sqrt{s_{NN}} = 2.76$ TeV,” *Phys. Rev. Lett.* **111** (2013) 222301, arXiv:1307.5530 [nucl-ex].
- [18] ALICE Collaboration, B. Abelev *et al.*, “ $K^*(892)^0$ and $\phi(1020)$ production in Pb–Pb collisions at $\sqrt{s_{NN}} = 2.76$ TeV,” *Phys. Rev.* **C91** (2015) 024609, arXiv:1404.0495 [nucl-ex].
- [19] M. L. Miller, K. Reygers, S. J. Sanders, and P. Steinberg, “Glauber modeling in high energy nuclear collisions,” *Ann. Rev. Nucl. Part. Sci.* **57** (2007) 205–243, arXiv:nucl-ex/0701025 [nucl-ex].
- [20] ALICE Collaboration, B. Abelev *et al.*, “Centrality determination of Pb–Pb collisions at $\sqrt{s_{NN}} = 2.76$ TeV with ALICE,” *Phys. Rev.* **C88** no. 4, (2013) 044909, arXiv:1301.4361 [nucl-ex].
- [21] ALICE Collaboration, P. Cortese *et al.*, “ALICE technical design report on forward detectors: FMD, T0 and V0,”. CERN-LHCC-2004-025 (2004).
- [22] ALICE Collaboration, E. Abbas *et al.*, “Performance of the ALICE VZERO system,” *JINST* **8** (2013) P10016, arXiv:1306.3130 [nucl-ex].
- [23] ALICE Collaboration, J. Adam *et al.*, “Jet-like correlations with neutral pion triggers in pp and central Pb–Pb collisions at 2.76 TeV,” *Phys. Lett.* **B763** (2016) 238–250, arXiv:1608.07201 [nucl-ex].
- [24] ALICE Collaboration, P. Cortese *et al.*, “ALICE: Physics performance report, volume II,” *J. Phys.* **G32** (2006) 1295–2040.
- [25] ALICE Collaboration, K. Aamodt *et al.*, “The ALICE experiment at the CERN LHC,” *JINST* **3** (2008) S08002.
- [26] ALICE Collaboration, B. Abelev *et al.*, “Performance of the ALICE Experiment at the CERN LHC,” *Int. J. Mod. Phys.* **A29** (2014) 1430044, arXiv:1402.4476 [nucl-ex].
- [27] X.-N. Wang and M. Gyulassy, “HIJING: A Monte Carlo model for multiple jet production in pp, pA and AA collisions,” *Phys. Rev.* **D44** (1991) 3501–3516.
- [28] T. Sjöstrand, S. Mrenna, and P. Z. Skands, “PYTHIA 6.4 physics and manual,” *JHEP* **05** (2006) 026, arXiv:hep-ph/0603175 [hep-ph].
- [29] R. Brun, F. Bruyant, F. Carminati, S. Giani, M. Maire, *et al.*, “GEANT detector description and simulation tool,”. CERN-W5013 (1994).
- [30] ALICE Collaboration, B. Abelev *et al.*, “Measurement of inelastic, single- and double-diffraction cross sections in proton–proton collisions at the LHC with ALICE,” *Eur. Phys. J.* **C73** no. 6, (2013) 2456, arXiv:1208.4968 [hep-ex].
- [31] ALICE Collaboration, B. Abelev *et al.*, “Production of charged pions, kaons and protons at large transverse momenta in pp and Pb–Pb collisions at $\sqrt{s_{NN}} = 2.76$ TeV,” *Phys. Lett.* **B736** (2014) 196–207, arXiv:1401.1250 [nucl-ex].
- [32] ALICE Collaboration, B. Abelev *et al.*, “Centrality dependence of π , K, p production in Pb–Pb collisions at $\sqrt{s_{NN}} = 2.76$ TeV,” *Phys. Rev.* **C88** (2013) 044910, arXiv:1303.0737 [hep-ex].
- [33] T. Sjöstrand, S. Mrenna, and P. Z. Skands, “A brief introduction to PYTHIA 8.1,” *Comput. Phys. Commun.* **178** (2008) 852–867, arXiv:0710.3820 [hep-ph].
- [34] R. Engel, “Photoproduction within the two component dual parton model: Amplitudes and cross-sections,” *Z. Phys.* **C66** (1995) 203–214.

- [35] R. Engel and J. Ranft, “Hadronic photon-photon interactions at high-energies,” *Phys. Rev.* **D54** (1996) 4244–4262, arXiv:hep-ph/9509373 [hep-ph].
- [36] B. Andersson, G. Gustafson, G. Ingelman, and T. Sjöstrand, “Parton fragmentation and string dynamics,” *Phys. Rept.* **97** (1983) 31–145.
- [37] R. Field, “Physics at the Tevatron,” *Acta Phys. Polon.* **B39** (2008) 2611–2672.
- [38] C. M. Buttar, D. Clements, I. Dawson, and A. Moraes, “Simulations of minimum bias events and the underlying event, MC tuning and predictions for the LHC,” *Acta Phys. Polon.* **B35** (2004) 433–441.
- [39] P. Z. Skands, “Tuning Monte Carlo generators: The Perugia tunes,” *Phys. Rev.* **D82** (2010) 074018, arXiv:1005.3457 [hep-ph].
- [40] ALICE Collaboration, B. Abelev *et al.*, “Production of $K^*(892)^0$ and $\phi(1020)$ in pp collisions at $\sqrt{s} = 7$ TeV,” *Eur. Phys. J.* **C72** (2012) 2183, arXiv:1208.5717 [hep-ex].
- [41] C. Tsallis, “Possible generalization of Boltzmann-Gibbs statistics,” *J. Statist. Phys.* **52** (1988) 479–487.
- [42] STAR Collaboration, B. I. Abelev *et al.*, “Strange particle production in p+p collisions at $\sqrt{s_{NN}} = 200$ GeV,” *Phys. Rev.* **C75** (2007) 064901, arXiv:nucl-ex/0607033 [nucl-ex].
- [43] E. Schnedermann, J. Sollfrank, and U. W. Heinz, “Thermal phenomenology of hadrons from 200A GeV S+S collisions,” *Phys. Rev.* **C48** (1993) 2462–2475, arXiv:nucl-th/9307020 [nucl-th].
- [44] ALICE Collaboration, K. Aamodt *et al.*, “Two-pion Bose-Einstein correlations in central Pb–Pb collisions at $\sqrt{s_{NN}} = 2.76$ TeV,” *Phys. Lett.* **B696** (2011) 328–337, arXiv:1012.4035 [nucl-ex].
- [45] J. Stachel, A. Andronic, P. Braun-Munzinger, and K. Redlich, “Confronting LHC data with the statistical hadronization model,” *J. Phys. Conf. Ser.* **509** (2014) 012019, arXiv:1311.4662 [nucl-th].
- [46] A. G. Knospe, C. Markert, K. Werner, J. Steinheimer, and M. Bleicher, “Hadronic resonance production and interaction in partonic and hadronic matter in the EPOS3 model with and without the hadronic afterburner UrQMD,” *Phys. Rev.* **C93** no. 1, (2016) 014911, arXiv:1509.07895 [nucl-th].
- [47] S. A. Bass *et al.*, “Microscopic models for ultrarelativistic heavy ion collisions,” *Prog. Part. Nucl. Phys.* **41** (1998) 255–369, arXiv:nucl-th/9803035 [nucl-th].
- [48] M. Bleicher *et al.*, “Relativistic hadron hadron collisions in the ultrarelativistic quantum molecular dynamics model,” *J. Phys.* **G25** (1999) 1859–1896, arXiv:hep-ph/9909407 [hep-ph].
- [49] C. Shen, U. Heinz, P. Huovinen, and H. Song, “Radial and elliptic flow in Pb+Pb collisions at the Large Hadron Collider from viscous hydrodynamic,” *Phys. Rev.* **C84** (2011) 044903, arXiv:1105.3226 [nucl-th].
- [50] ALICE Collaboration, B. Abelev *et al.*, “Centrality dependence of charged particle production at large transverse momentum in Pb–Pb collisions at $\sqrt{s_{NN}} = 2.76$ TeV,” *Phys. Lett.* **B720** (2013) 52–62, arXiv:1208.2711 [hep-ex].

- [51] **PHENIX** Collaboration, A. Adare *et al.*, “Nuclear modification factors of ϕ mesons in $d+Au$, $Cu+Cu$ and $Au+Au$ collisions at $\sqrt{s_{NN}} = 200$ GeV,” *Phys. Rev.* **C83** (2011) 024909, arXiv:1004.3532 [nucl-ex].
- [52] J. Ma, “ ϕ meson production in $\sqrt{s_{NN}} = 200$ GeV $Au+Au$ and pp collisions at RHIC,” *J. Phys.* **G30** no. 1, (2004) S543–S548, arXiv:nucl-ex/0306014 [nucl-ex].
- [53] **STAR** Collaboration, G. Agakishiev *et al.*, “Identified hadron compositions in $p+p$ and $Au+Au$ collisions at high transverse momenta at $\sqrt{s_{NN}} = 200$ GeV,” *Phys. Rev. Lett.* **108** (2012) 072302, arXiv:1110.0579 [nucl-ex].
- [54] **STAR** Collaboration, J. Adams *et al.*, “ $K^*(892)^0$ resonance production in $Au+Au$ and $p+p$ collisions at $\sqrt{s_{NN}} = 200$ GeV at STAR,” *Phys. Rev.* **C71** (2005) 064902, arXiv:nucl-ex/0412019 [nucl-ex].
- [55] **STAR** Collaboration, M. M. Aggarwal *et al.*, “ K^*0 production in $Cu+Cu$ and $Au+Au$ collisions at $\sqrt{s_{NN}} = 62.4$ GeV and 200 GeV,” *Phys. Rev.* **C84** (2011) 034909, arXiv:1006.1961 [nucl-ex].

A The ALICE Collaboration

J. Adam³⁸, D. Adamová⁸⁷, M.M. Aggarwal⁹¹, G. Aglieri Rinella³⁴, M. Agnello^{30,113}, N. Agrawal⁴⁷, Z. Ahammed¹³⁹, S. Ahmad¹⁷, S.U. Ahn⁶⁹, S. Aiola¹⁴³, A. Akindinov⁵⁴, S.N. Alam¹³⁹, D.S.D. Albuquerque¹²⁴, D. Aleksandrov⁸³, B. Alessandro¹¹³, D. Alexandre¹⁰⁴, R. Alfaro Molina⁶⁴, A. Alici^{12,107}, A. Alkin³, J. Alme^{21,36}, T. Alt⁴¹, S. Altinpinar²¹, I. Altsybeev¹³⁸, C. Alves Garcia Prado¹²³, M. An⁷, C. Andrei⁸⁰, H.A. Andrews¹⁰⁴, A. Andronic¹⁰⁰, V. Anguelov⁹⁶, C. Anson⁹⁰, T. Antičić¹⁰¹, F. Antinori¹¹⁰, P. Antonioli¹⁰⁷, R. Anwar¹²⁶, L. Aphecetche¹¹⁶, H. Appelshäuser⁶⁰, S. Arcelli²⁶, R. Arnaldi¹¹³, O.W. Arnold^{97,35}, I.C. Arsene²⁰, M. Arslandok⁶⁰, B. Audurier¹¹⁶, A. Augustinus³⁴, R. Averbek¹⁰⁰, M.D. Azmi¹⁷, A. Badalà¹⁰⁹, Y.W. Baek⁶⁸, S. Bagnasco¹¹³, R. Bailhache⁶⁰, R. Bala⁹³, A. Baldisseri⁶⁵, M. Ball⁴⁴, R.C. Baral⁵⁷, A.M. Barbano²⁵, R. Barbera²⁷, F. Barile³², L. Barioglio²⁵, G.G. Barnaföldi¹⁴², L.S. Barnby^{104,34}, V. Barret⁷¹, P. Bartalini⁷, K. Barth³⁴, J. Bartke^{120,i}, E. Bartsch⁶⁰, M. Basile²⁶, N. Bastid⁷¹, S. Basu¹³⁹, B. Bathen⁶¹, G. Batigne¹¹⁶, A. Batista Camejo⁷¹, B. Batyunya⁶⁷, P.C. Batzing²⁰, I.G. Bearden⁸⁴, H. Beck⁹⁶, C. Bedda³⁰, N.K. Behera⁵⁰, I. Belikov¹³⁵, F. Bellini²⁶, H. Bello Martinez², R. Bellwied¹²⁶, L.G.E. Beltran¹²², V. Belyaev⁷⁶, G. Bencedi¹⁴², S. Beole²⁵, A. Bercuci⁸⁰, Y. Berdnikov⁸⁹, D. Berenyi¹⁴², R.A. Bertens^{53,129}, D. Berzano³⁴, L. Betev³⁴, A. Bhasin⁹³, I.R. Bhat⁹³, A.K. Bhati⁹¹, B. Bhattacharjee⁴³, J. Bhom¹²⁰, L. Bianchi¹²⁶, N. Bianchi⁷³, C. Bianchin¹⁴¹, J. Bielčik³⁸, J. Bielčiková⁸⁷, A. Bilandzic^{35,97}, G. Biro¹⁴², R. Biswas⁴, S. Biswas⁴, J.T. Blair¹²¹, D. Blau⁸³, C. Blume⁶⁰, G. Boca¹³⁶, F. Bock^{75,96}, A. Bogdanov⁷⁶, L. Boldizsár¹⁴², M. Bombara³⁹, G. Bonomi¹³⁷, M. Bonora³⁴, J. Book⁶⁰, H. Borel⁶⁵, A. Borissow⁹⁹, M. Borri¹²⁸, E. Botta²⁵, C. Bourjau⁸⁴, P. Braun-Munzinger¹⁰⁰, M. Bregant¹²³, T.A. Broker⁶⁰, T.A. Browning⁹⁸, M. Broz³⁸, E.J. Brucken⁴⁵, E. Bruna¹¹³, G.E. Bruno³², D. Budnikov¹⁰², H. Buesching⁶⁰, S. Bufalino^{30,25}, P. Buhler¹¹⁵, S.A.I. Buitron⁶², P. Buncic³⁴, O. Busch¹³², Z. Buthelezi⁶⁶, J.B. Butt¹⁵, J.T. Buxton¹⁸, J. Cabala¹¹⁸, D. Caffarri³⁴, H. Caines¹⁴³, A. Caliva⁵³, E. Calvo Villar¹⁰⁵, P. Camerini²⁴, A.A. Capon¹¹⁵, F. Carena³⁴, W. Carena³⁴, F. Carnesecchi^{26,12}, J. Castillo Castellanos⁶⁵, A.J. Castro¹²⁹, E.A.R. Casula^{23,108}, C. Ceballos Sanchez⁹, P. Cerello¹¹³, J. Cerkala¹¹⁸, B. Chang¹²⁷, S. Chapeland³⁴, M. Chartier¹²⁸, J.L. Charvet⁶⁵, S. Chattopadhyay¹³⁹, S. Chattopadhyay¹⁰³, A. Chauvin^{97,35}, M. Cherney⁹⁰, C. Cheshkov¹³⁴, B. Cheynis¹³⁴, V. Chibante Barroso³⁴, D.D. Chinellato¹²⁴, S. Cho⁵⁰, P. Chochula³⁴, K. Choi⁹⁹, M. Chojnacki⁸⁴, S. Choudhury¹³⁹, P. Christakoglou⁸⁵, C.H. Christensen⁸⁴, P. Christiansen³³, T. Chujo¹³², S.U. Chung⁹⁹, C. Cicalo¹⁰⁸, L. Cifarelli^{12,26}, F. Cindolo¹⁰⁷, J. Cleymans⁹², F. Colamaria³², D. Colella^{55,34}, A. Collu⁷⁵, M. Colocci²⁶, G. Conesa Balbastre⁷², Z. Conesa del Valle⁵¹, M.E. Connors^{143,ii}, J.G. Contreras³⁸, T.M. Cormier⁸⁸, Y. Corrales Morales¹¹³, I. Cortés Maldonado², P. Cortese³¹, M.R. Cosentino¹²⁵, F. Costa³⁴, S. Costanza¹³⁶, J. Crkovská⁵¹, P. Crochet⁷¹, R. Cruz Albino¹¹, E. Cuautle⁶², L. Cunqueiro⁶¹, T. Dahms^{35,97}, A. Dainese¹¹⁰, M.C. Danisch⁹⁶, A. Danu⁵⁸, D. Das¹⁰³, I. Das¹⁰³, S. Das⁴, A. Dash⁸¹, S. Dash⁴⁷, S. De^{48,123}, A. De Caro²⁹, G. de Cataldo¹⁰⁶, C. de Conti¹²³, J. de Cuveland⁴¹, A. De Falco²³, D. De Gruttola^{12,29}, N. De Marco¹¹³, S. De Pasquale²⁹, R.D. De Souza¹²⁴, H.F. Degenhardt¹²³, A. Deisting^{100,96}, A. Deloff⁷⁹, C. Deplano⁸⁵, P. Dhankher⁴⁷, D. Di Bari³², A. Di Mauro³⁴, P. Di Nezza⁷³, B. Di Ruzza¹¹⁰, M.A. Diaz Corchero¹⁰, T. Dietel⁹², P. Dillenseger⁶⁰, R. Divià³⁴, Ø. Djuvsland²¹, A. Dobrin^{58,34}, D. Domenicis Gimenez¹²³, B. Dönigus⁶⁰, O. Dordic²⁰, T. Drozhzhova⁶⁰, A.K. Dubey¹³⁹, A. Dubla¹⁰⁰, L. Ducroux¹³⁴, A.K. Duggal⁹¹, P. Dupieux⁷¹, R.J. Ehlers¹⁴³, D. Elia¹⁰⁶, E. Endress¹⁰⁵, H. Engel⁵⁹, E. Epple¹⁴³, B. Erazmus¹¹⁶, F. Erhardt¹³³, B. Espagnon⁵¹, S. Esumi¹³², G. Eulisse³⁴, J. Eum⁹⁹, D. Evans¹⁰⁴, S. Evdokimov¹¹⁴, L. Fabbietti^{35,97}, D. Fabris¹¹⁰, J. Faivre⁷², A. Fantoni⁷³, M. Fasel^{88,75}, L. Feldkamp⁶¹, A. Feliciello¹¹³, G. Feofilov¹³⁸, J. Ferencei⁸⁷, A. Fernández Téllez², E.G. Ferreira¹⁶, A. Ferretti²⁵, A. Festanti²⁸, V.J.G. Feuillard^{71,65}, J. Figiel¹²⁰, M.A.S. Figueredo¹²³, S. Filchagin¹⁰², D. Finogeev⁵², F.M. Fionda²³, E.M. Fiore³², M. Floris³⁴, S. Foertsch⁶⁶, P. Foka¹⁰⁰, S. Fokin⁸³, E. Fragiaco¹¹², A. Francescon³⁴, A. Francisco¹¹⁶, U. Frankenfeld¹⁰⁰, G.G. Fronze²⁵, U. Fuchs³⁴, C. Furget⁷², A. Furs⁵², M. Fusco Girard²⁹, J.J. Gaardhøje⁸⁴, M. Gagliardi²⁵, A.M. Gago¹⁰⁵, K. Gajdosova⁸⁴, M. Gallio²⁵, C.D. Galvan¹²², D.R. Gangadharan⁷⁵, P. Ganoti⁷⁸, C. Gao⁷, C. Garabatos¹⁰⁰, E. Garcia-Solis¹³, K. Garg²⁷, P. Garg⁴⁸, C. Gargiulo³⁴, P. Gasik^{35,97}, E.F. Gauger¹²¹, M.B. Gay Ducati⁶³, M. Germain¹¹⁶, P. Ghosh¹³⁹, S.K. Ghosh⁴, P. Gianotti⁷³, P. Giubellino^{34,113}, P. Giubilato²⁸, E. Gladysz-Dziadus¹²⁰, P. Glässel⁹⁶, D.M. Gómez Coral⁶⁴, A. Gomez Ramirez⁵⁹, A.S. Gonzalez³⁴, V. Gonzalez¹⁰, P. González-Zamora¹⁰, S. Gorbunov⁴¹, L. Görlich¹²⁰, S. Gotovac¹¹⁹, V. Grabski⁶⁴, L.K. Graczykowski¹⁴⁰, K.L. Graham¹⁰⁴, L. Greiner⁷⁵, A. Grelli⁵³, C. Grigoras³⁴, V. Grigoriev⁷⁶, A. Grigoryan¹, S. Grigoryan⁶⁷, N. Grion¹¹², J.M. Gronefeld¹⁰⁰, F. Grosa³⁰, J.F. Grosse-Oetringhaus³⁴, R. Grosso¹⁰⁰, L. Gruber¹¹⁵, F.R. Grull⁵⁹, F. Guber⁵², R. Guernane^{34,72}, B. Guerzoni²⁶, K. Gulbrandsen⁸⁴, T. Gunji¹³¹, A. Gupta⁹³, R. Gupta⁹³, I.B. Guzman², R. Haake^{34,61}, C. Hadjidakis⁵¹, H. Hamagaki^{77,131}, S. G. Hamar¹⁴², J.C. Hamon¹³⁵, J.W. Harris¹⁴³, A. Harton¹³, D. Hatzifotiadou¹⁰⁷, S. Hayashi¹³¹, S.T. Heckel⁶⁰, E. Hellbär⁶⁰, H. Helstrup³⁶, A. Herghelegiu⁸⁰, G. Herrera Corral¹¹, F. Herrmann⁶¹, B.A. Hess⁹⁵, K.F. Hetland³⁶, H. Hillemanns³⁴, B. Hippolyte¹³⁵, J. Hladky⁵⁶, D. Horak³⁸, R. Hosokawa¹³², P. Hristov³⁴, C. Hughes¹²⁹, T.J. Humanic¹⁸, N. Hussain⁴³, T. Hussain¹⁷,

D. Hutter⁴¹, D.S. Hwang¹⁹, R. Ilkaev¹⁰², M. Inaba¹³², M. Ippolitov^{83,76}, M. Irfan¹⁷, V. Isakov⁵², M.S. Islam⁴⁸, M. Ivanov^{34,100}, V. Ivanov⁸⁹, V. Izucheev¹¹⁴, B. Jacak⁷⁵, N. Jacazio²⁶, P.M. Jacobs⁷⁵, M.B. Jadhav⁴⁷, S. Jadlovská¹¹⁸, J. Jadlovsky¹¹⁸, C. Jahnke³⁵, M.J. Jakubowska¹⁴⁰, M.A. Janik¹⁴⁰, P.H.S.Y. Jayarathna¹²⁶, C. Jena⁸¹, S. Jena¹²⁶, M. Jercic¹³³, R.T. Jimenez Bustamante¹⁰⁰, P.G. Jones¹⁰⁴, A. Jusko¹⁰⁴, P. Kalinak⁵⁵, A. Kalweit³⁴, J.H. Kang¹⁴⁴, V. Kaplin⁷⁶, S. Kar¹³⁹, A. Karasu Uysal⁷⁰, O. Karavichev⁵², T. Karavicheva⁵², L. Karayan^{100,96}, E. Karpechev⁵², U. Kebschull⁵⁹, R. Keidel¹⁴⁵, D.L.D. Keijdener⁵³, M. Keil³⁴, B. Ketzer⁴⁴, M. Mohisin Khan^{17,iii}, P. Khan¹⁰³, S.A. Khan¹³⁹, A. Khanzadeev⁸⁹, Y. Kharlov¹¹⁴, A. Khatun¹⁷, A. Khuntia⁴⁸, M.M. Kielbowicz¹²⁰, B. Kileng³⁶, D.W. Kim⁴², D.J. Kim¹²⁷, D. Kim¹⁴⁴, H. Kim¹⁴⁴, J.S. Kim⁴², J. Kim⁹⁶, M. Kim⁵⁰, M. Kim¹⁴⁴, S. Kim¹⁹, T. Kim¹⁴⁴, S. Kirsch⁴¹, I. Kisel⁴¹, S. Kiselev⁵⁴, A. Kisiel¹⁴⁰, G. Kiss¹⁴², J.L. Klay⁶, C. Klein⁶⁰, J. Klein³⁴, C. Klein-Bösing⁶¹, S. Klewin⁹⁶, A. Kluge³⁴, M.L. Knichel⁹⁶, A.G. Knospe¹²⁶, C. Kobdaj¹¹⁷, M. Kofarago³⁴, T. Kollegger¹⁰⁰, A. Kolojvari¹³⁸, V. Kondratiev¹³⁸, N. Kondratyeva⁷⁶, E. Kondratyuk¹¹⁴, A. Konevskikh⁵², M. Kopcik¹¹⁸, M. Kour⁹³, C. Kouzinopoulos³⁴, O. Kovalenko⁷⁹, V. Kovalenko¹³⁸, M. Kowalski¹²⁰, G. Koyithatta Meethalevedu⁴⁷, I. Králik⁵⁵, A. Kravčáková³⁹, M. Krivda^{55,104}, F. Krizek⁸⁷, E. Kryshen⁸⁹, M. Krzewicki⁴¹, A.M. Kubera¹⁸, V. Kučera⁸⁷, C. Kuhn¹³⁵, P.G. Kuijer⁸⁵, A. Kumar⁹³, J. Kumar⁴⁷, L. Kumar⁹¹, S. Kumar⁴⁷, S. Kundu⁸¹, P. Kurashvili⁷⁹, A. Kurepin⁵², A.B. Kurepin⁵², A. Kuryakin¹⁰², S. Kushpil⁸⁷, M.J. Kweon⁵⁰, Y. Kwon¹⁴⁴, S.L. La Pointe⁴¹, P. La Rocca²⁷, C. Lagana Fernandes¹²³, I. Lakomov³⁴, R. Langoy⁴⁰, K. Lapidus¹⁴³, C. Lara⁵⁹, A. Lardeux^{20,65}, A. Lattuca²⁵, E. Laudi³⁴, R. Lavicka³⁸, L. Lazaridis³⁴, R. Lea²⁴, L. Leardini⁹⁶, S. Lee¹⁴⁴, F. Lehas⁸⁵, S. Lehner¹¹⁵, J. Lehrbach⁴¹, R.C. Lemmon⁸⁶, V. Lenti¹⁰⁶, E. Leogrande⁵³, I. León Monzón¹²², P. Lévai¹⁴², S. Li⁷, X. Li¹⁴, J. Lien⁴⁰, R. Lietava¹⁰⁴, S. Lindal²⁰, V. Lindenstruth⁴¹, C. Lippmann¹⁰⁰, M.A. Lisa¹⁸, V. Litichevskiy⁴⁵, H.M. Ljunggren³³, W.J. Llope¹⁴¹, D.F. Lodato⁵³, P.I. Loenne²¹, V. Loginov⁷⁶, C. Loizides⁷⁵, P. Loncar¹¹⁹, X. Lopez⁷¹, E. López Torres⁹, A. Lowe¹⁴², P. Luettig⁶⁰, M. Lunardon²⁸, G. Luparello²⁴, M. Lupi³⁴, T.H. Lutz¹⁴³, A. Maevskaya⁵², M. Mager³⁴, S. Mahajan⁹³, S.M. Mahmood²⁰, A. Maire¹³⁵, R.D. Majka¹⁴³, M. Malaev⁸⁹, I. Maldonado Cervantes⁶², L. Malinina^{67,iv}, D. Mal'Kevich⁵⁴, P. Malzacher¹⁰⁰, A. Mamonov¹⁰², V. Manko⁸³, F. Manso⁷¹, V. Manzari¹⁰⁶, Y. Mao⁷, M. Marchisone^{66,130}, J. Mareš⁵⁶, G.V. Margagliotti²⁴, A. Margotti¹⁰⁷, J. Margutti⁵³, A. Marín¹⁰⁰, C. Markert¹²¹, M. Marquard⁶⁰, N.A. Martin¹⁰⁰, P. Martinengo³⁴, J.A.L. Martínez⁵⁹, M.I. Martínez², G. Martínez García¹¹⁶, M. Martínez Pedreira³⁴, A. Mas¹²³, S. Masciocchi¹⁰⁰, M. Maserà²⁵, A. Masoni¹⁰⁸, A. Mastroserio³², A.M. Mathis^{97,35}, A. Matyja^{120,129}, C. Mayer¹²⁰, J. Mazer¹²⁹, M. Mazzilli³², M.A. Mazzoni¹¹¹, F. Meddi²², Y. Melikyan⁷⁶, A. Menchaca-Rocha⁶⁴, E. Meninno²⁹, J. Mercado Pérez⁹⁶, M. Meres³⁷, S. Mhlanga⁹², Y. Miake¹³², M.M. Mieskolainen⁴⁵, D. Mihaylov⁹⁷, K. Mikhaylov^{67,54}, L. Milano⁷⁵, J. Milosevic²⁰, A. Mischke⁵³, A.N. Mishra⁴⁸, T. Mishra⁵⁷, D. Miśkowiec¹⁰⁰, J. Mitra¹³⁹, C.M. Mitu⁵⁸, N. Mohammadi⁵³, B. Mohanty⁸¹, E. Montes¹⁰, D.A. Moreira De Godoy⁶¹, L.A.P. Moreno², S. Moretto²⁸, A. Morreale¹¹⁶, A. Morsch³⁴, V. Muccifora⁷³, E. Mudnic¹¹⁹, D. Mühlheim⁶¹, S. Muhuri¹³⁹, M. Mukherjee¹³⁹, J.D. Mulligan¹⁴³, M.G. Munhoz¹²³, K. Münnig⁴⁴, R.H. Munzer^{35,97,60}, H. Murakami¹³¹, S. Murray⁶⁶, L. Musa³⁴, J. Musinsky⁵⁵, C.J. Myers¹²⁶, B. Naik⁴⁷, R. Nair⁷⁹, B.K. Nandi⁴⁷, R. Nania¹⁰⁷, E. Nappi¹⁰⁶, M.U. Naru¹⁵, H. Natal da Luz¹²³, C. Nattrass¹²⁹, S.R. Navarro², K. Nayak⁸¹, R. Nayak⁴⁷, T.K. Nayak¹³⁹, S. Nazarenko¹⁰², A. Nedosekin⁵⁴, R.A. Negrao De Oliveira³⁴, L. Nellen⁶², S.V. Nesbo³⁶, F. Ng¹²⁶, M. Nicassio¹⁰⁰, M. Niculescu⁵⁸, J. Niedziela³⁴, B.S. Nielsen⁸⁴, S. Nikolaev⁸³, S. Nikulin⁸³, V. Nikulin⁸⁹, F. Noferini^{107,12}, P. Nomokonov⁶⁷, G. Nooren⁵³, J.C.C. Noris², J. Norman¹²⁸, A. Nyanin⁸³, J. Nystrand²¹, H. Oeschler⁹⁶, S. Oh¹⁴³, A. Ohlson^{96,34}, T. Okubo⁴⁶, L. Olah¹⁴², J. Oleniacz¹⁴⁰, A.C. Oliveira Da Silva¹²³, M.H. Oliver¹⁴³, J. Onderwaater¹⁰⁰, C. Oppedisano¹¹³, R. Orava⁴⁵, M. Oravec¹¹⁸, A. Ortiz Velasquez⁶², A. Oskarsson³³, J. Otwinowski¹²⁰, K. Oyama⁷⁷, M. Ozdemir⁶⁰, Y. Pachmayer⁹⁶, V. Pacik⁸⁴, D. Pagano¹³⁷, P. Pagano²⁹, G. Paic⁶², S.K. Pal¹³⁹, P. Palni⁷, J. Pan¹⁴¹, A.K. Pandey⁴⁷, S. Panebianco⁶⁵, V. Papikyan¹, G.S. Pappalardo¹⁰⁹, P. Pareek⁴⁸, J. Park⁵⁰, W.J. Park¹⁰⁰, S. Parmar⁹¹, A. Passfeld⁶¹, V. Paticchio¹⁰⁶, R.N. Patra¹³⁹, B. Paul¹¹³, H. Pei⁷, T. Peitzmann⁵³, X. Peng⁷, L.G. Pereira⁶³, H. Pereira Da Costa⁶⁵, D. Peresunko^{83,76}, E. Perez Lezama⁶⁰, V. Peskov⁶⁰, Y. Pestov⁵, V. Petráček³⁸, V. Petrov¹¹⁴, M. Petrovici⁸⁰, C. Petta²⁷, R.P. Pezzi⁶³, S. Piano¹¹², M. Pikna³⁷, P. Pillot¹¹⁶, L.O.D.L. Pimentel⁸⁴, O. Pinazza^{107,34}, L. Pinsky¹²⁶, D.B. Piyarathna¹²⁶, M. Płoskoń⁷⁵, M. Planinic¹³³, J. Pluta¹⁴⁰, S. Pochybova¹⁴², P.L.M. Podesta-Lerma¹²², M.G. Poghosyan⁸⁸, B. Polichtchouk¹¹⁴, N. Poljak¹³³, W. Poonsawat¹¹⁷, A. Pop⁸⁰, H. Poppenborg⁶¹, S. Porteboeuf-Houssais⁷¹, J. Porter⁷⁵, J. Pospisil⁸⁷, V. Pozdniakov⁶⁷, S.K. Prasad⁴, R. Preghenella^{34,107}, F. Prino¹¹³, C.A. Pruneau¹⁴¹, I. Pshenichnov⁵², M. Puccio²⁵, G. Puddu²³, P. Pujahari¹⁴¹, V. Punin¹⁰², J. Putschke¹⁴¹, H. Qvigstad²⁰, A. Rachevski¹¹², S. Raha⁴, S. Rajput⁹³, J. Rak¹²⁷, A. Rakotozafindrabe⁶⁵, L. Ramello³¹, F. Rami¹³⁵, D.B. Rana¹²⁶, R. Raniwala⁹⁴, S. Raniwala⁹⁴, S.S. Räsänen⁴⁵, B.T. Rascanu⁶⁰, D. Rathee⁹¹, V. Ratza⁴⁴, I. Ravasenga³⁰, K.F. Read^{88,129}, K. Redlich⁷⁹, A. Rehman²¹, P. Reichelt⁶⁰, F. Reidt³⁴, X. Ren⁷, R. Renfordt⁶⁰, A.R. Reolon⁷³, A. Reshetin⁵², K. Reygers⁹⁶, V. Riabov⁸⁹, R.A. Ricci⁷⁴, T. Richert^{53,33}, M. Richter²⁰, P. Riedler³⁴, W. Riegler³⁴, F. Riggi²⁷, C. Ristea⁵⁸, M. Rodríguez

Cahuantzi², K. Røed²⁰, E. Rogochaya⁶⁷, D. Rohr⁴¹, D. Röhrich²¹, P.S. Rokita¹⁴⁰, F. Ronchetti^{34,73}, L. Ronflette¹¹⁶, P. Rosnet⁷¹, A. Rossi²⁸, A. Rotondi¹³⁶, F. Roukoutakis⁷⁸, A. Roy⁴⁸, C. Roy¹³⁵, P. Roy¹⁰³, A.J. Rubio Montero¹⁰, R. Rui²⁴, R. Russo²⁵, A. Rustamov⁸², E. Ryabinkin⁸³, Y. Ryabov⁸⁹, A. Rybicki¹²⁰, S. Saarinén⁴⁵, S. Sadhu¹³⁹, S. Sadovsky¹¹⁴, K. Šafařík³⁴, S.K. Saha¹³⁹, B. Sahlmüller⁶⁰, B. Sahoo⁴⁷, P. Sahoo⁴⁸, R. Sahoo⁴⁸, S. Sahoo⁵⁷, P.K. Sahu⁵⁷, J. Saini¹³⁹, S. Sakai^{73,132}, M.A. Saleh¹⁴¹, J. Salzwedel¹⁸, S. Sambyal⁹³, V. Samsonov^{76,89}, A. Sandoval⁶⁴, D. Sarkar¹³⁹, N. Sarkar¹³⁹, P. Sarma⁴³, M.H.P. Sas⁵³, E. Scapparone¹⁰⁷, F. Scarlassara²⁸, R.P. Scharenberg⁹⁸, H.S. Scheid⁶⁰, C. Schiaua⁸⁰, R. Schicker⁹⁶, C. Schmidt¹⁰⁰, H.R. Schmidt⁹⁵, M.O. Schmidt⁹⁶, M. Schmidt⁹⁵, J. Schukraft³⁴, Y. Schutz^{116,135,34}, K. Schwarz¹⁰⁰, K. Schweda¹⁰⁰, G. Scioli²⁶, E. Scomparin¹¹³, R. Scott¹²⁹, M. Šefčík³⁹, J.E. Seger⁹⁰, Y. Sekiguchi¹³¹, D. Sekihata⁴⁶, I. Selyuzhenkov¹⁰⁰, K. Senosi⁶⁶, S. Senyukov^{3,135,34}, E. Serradilla^{64,10}, P. Sett⁴⁷, A. Sevcenco⁵⁸, A. Shabanov⁵², A. Shabetai¹¹⁶, O. Shadura³, R. Shahoyan³⁴, A. Shangaraev¹¹⁴, A. Sharma⁹³, A. Sharma⁹¹, M. Sharma⁹³, M. Sharma⁹³, N. Sharma^{129,91}, A.I. Sheikh¹³⁹, K. Shigaki⁴⁶, Q. Shou⁷, K. Shtejer^{25,9}, Y. Sibiriyak⁸³, S. Siddhanta¹⁰⁸, K.M. Sielewicz³⁴, T. Siemiarczuk⁷⁹, D. Silvermyr³³, C. Silvestre⁷², G. Simatovic¹³³, G. Simonetti³⁴, R. Singaraju¹³⁹, R. Singh⁸¹, S. Singha⁸¹, V. Singhal¹³⁹, T. Sinha¹⁰³, B. Sitar³⁷, M. Sitta³¹, T.B. Skaali²⁰, M. Slupecki¹²⁷, N. Smirnov¹⁴³, R.J.M. Snellings⁵³, T.W. Snellman¹²⁷, J. Song⁹⁹, M. Song¹⁴⁴, F. Soramel²⁸, S. Sorensen¹²⁹, F. Sozzi¹⁰⁰, E. Spiriti⁷³, I. Sputowska¹²⁰, B.K. Srivastava⁹⁸, J. Stachel⁹⁶, I. Stan⁵⁸, P. Stankus⁸⁸, E. Stenlund³³, J.H. Stiller⁹⁶, D. Stocco¹¹⁶, P. Strmen³⁷, A.A.P. Suaide¹²³, T. Sugitate⁴⁶, C. Suire⁵¹, M. Suleymanov¹⁵, M. Suljic²⁴, R. Sultanov⁵⁴, M. Šumbera⁸⁷, S. Sumowidagdo⁴⁹, K. Suzuki¹¹⁵, S. Swain⁵⁷, A. Szabo³⁷, I. Szarka³⁷, A. Szczepankiewicz¹⁴⁰, M. Szymanski¹⁴⁰, U. Tabassam¹⁵, J. Takahashi¹²⁴, G.J. Tambave²¹, N. Tanaka¹³², M. Tarhini⁵¹, M. Tariq¹⁷, M.G. Tarzila⁸⁰, A. Tauro³⁴, G. Tejada Muñoz², A. Telesca³⁴, K. Terasaki¹³¹, C. Terrevoli²⁸, B. Teyssier¹³⁴, D. Thakur⁴⁸, S. Thakur¹³⁹, D. Thomas¹²¹, R. Tieulent¹³⁴, A. Tikhonov⁵², A.R. Timmins¹²⁶, A. Toia⁶⁰, S. Tripathy⁴⁸, S. Trogolo²⁵, G. Trombetta³², V. Trubnikov³, W.H. Trzaska¹²⁷, B.A. Trzeciak⁵³, T. Tsuji¹³¹, A. Tumkin¹⁰², R. Turrisi¹¹⁰, T.S. Tveter²⁰, K. Ullaland²¹, E.N. Umaka¹²⁶, A. Uras¹³⁴, G.L. Usai²³, A. Utrobicic¹³³, M. Vala^{118,55}, J. Van Der Maarel⁵³, J.W. Van Hoorne³⁴, M. van Leeuwen⁵³, T. Vanat⁸⁷, P. Vande Vyvre³⁴, D. Varga¹⁴², A. Vargas², M. Vargyas¹²⁷, R. Varma⁴⁷, M. Vasileiou⁷⁸, A. Vasiliev⁸³, A. Vauthier⁷², O. Vázquez Doce^{97,35}, V. Vechernin¹³⁸, A.M. Veen⁵³, A. Velure²¹, E. Vercellin²⁵, S. Vergara Limón², R. Vernet⁸, R. Vértesi¹⁴², L. Vickovic¹¹⁹, S. Vigolo⁵³, J. Viinikainen¹²⁷, Z. Vilakazi¹³⁰, O. Villalobos Baillie¹⁰⁴, A. Villatoro Tello², A. Vinogradov⁸³, L. Vinogradov¹³⁸, T. Virgili²⁹, V. Vislavicius³³, A. Vodopyanov⁶⁷, M.A. Völkl⁹⁶, K. Voloshin⁵⁴, S.A. Voloshin¹⁴¹, G. Volpe³², B. von Haller³⁴, I. Vorobyev^{97,35}, D. Voscek¹¹⁸, D. Vranic^{34,100}, J. Vrláková³⁹, B. Wagner²¹, J. Wagner¹⁰⁰, H. Wang⁵³, M. Wang⁷, D. Watanabe¹³², Y. Watanabe¹³¹, M. Weber¹¹⁵, S.G. Weber¹⁰⁰, D.F. Weiser⁹⁶, J.P. Wessels⁶¹, U. Westerhoff⁶¹, A.M. Whitehead⁹², J. Wiechula⁶⁰, J. Wikne²⁰, G. Wilk⁷⁹, J. Wilkinson⁹⁶, G.A. Willems⁶¹, M.C.S. Williams¹⁰⁷, B. Windelband⁹⁶, W.E. Witt¹²⁹, S. Yalcin⁷⁰, P. Yang⁷, S. Yano⁴⁶, Z. Yin⁷, H. Yokoyama^{132,72}, I.-K. Yoo^{34,99}, J.H. Yoon⁵⁰, V. Yurchenko³, V. Zaccolo^{84,113}, A. Zaman¹⁵, C. Zampolli³⁴, H.J.C. Zanoli¹²³, S. Zaporozhets⁶⁷, N. Zardoshti¹⁰⁴, A. Zarochentsev¹³⁸, P. Závada⁵⁶, N. Zaviyalov¹⁰², H. Zbroszczyk¹⁴⁰, M. Zhalov⁸⁹, H. Zhang^{21,7}, X. Zhang^{7,75}, Y. Zhang⁷, C. Zhang⁵³, Z. Zhang⁷, C. Zhao²⁰, N. Zhigareva⁵⁴, D. Zhou⁷, Y. Zhou⁸⁴, Z. Zhou²¹, H. Zhu^{21,7}, J. Zhu^{7,116}, X. Zhu⁷, A. Zichichi^{12,26}, A. Zimmermann⁹⁶, M.B. Zimmermann^{34,61}, S. Zimmermann¹¹⁵, G. Zinovjev³, J. Zmeskal¹¹⁵

Affiliation notes

ⁱ Deceased

ⁱⁱ Also at: Georgia State University, Atlanta, Georgia, United States

ⁱⁱⁱ Also at: Also at Department of Applied Physics, Aligarh Muslim University, Aligarh, India

^{iv} Also at: M.V. Lomonosov Moscow State University, D.V. Skobeltsyn Institute of Nuclear, Physics, Moscow, Russia

Collaboration Institutes

¹A.I. Alikhanyan National Science Laboratory (Yerevan Physics Institute) Foundation, Yerevan, Armenia

²Benemérita Universidad Autónoma de Puebla, Puebla, Mexico

³Bogolyubov Institute for Theoretical Physics, Kiev, Ukraine

⁴Bose Institute, Department of Physics and Centre for Astroparticle Physics and Space Science (CAPSS), Kolkata, India

⁵Budker Institute for Nuclear Physics, Novosibirsk, Russia

- ⁶California Polytechnic State University, San Luis Obispo, California, United States
- ⁷Central China Normal University, Wuhan, China
- ⁸Centre de Calcul de l'IN2P3, Villeurbanne, Lyon, France
- ⁹Centro de Aplicaciones Tecnológicas y Desarrollo Nuclear (CEADEN), Havana, Cuba
- ¹⁰Centro de Investigaciones Energéticas Medioambientales y Tecnológicas (CIEMAT), Madrid, Spain
- ¹¹Centro de Investigación y de Estudios Avanzados (CINVESTAV), Mexico City and Mérida, Mexico
- ¹²Centro Fermi - Museo Storico della Fisica e Centro Studi e Ricerche "Enrico Fermi", Rome, Italy
- ¹³Chicago State University, Chicago, Illinois, United States
- ¹⁴China Institute of Atomic Energy, Beijing, China
- ¹⁵COMSATS Institute of Information Technology (CIIT), Islamabad, Pakistan
- ¹⁶Departamento de Física de Partículas and IGFAE, Universidad de Santiago de Compostela, Santiago de Compostela, Spain
- ¹⁷Department of Physics, Aligarh Muslim University, Aligarh, India
- ¹⁸Department of Physics, Ohio State University, Columbus, Ohio, United States
- ¹⁹Department of Physics, Sejong University, Seoul, South Korea
- ²⁰Department of Physics, University of Oslo, Oslo, Norway
- ²¹Department of Physics and Technology, University of Bergen, Bergen, Norway
- ²²Dipartimento di Fisica dell'Università 'La Sapienza' and Sezione INFN, Rome, Italy
- ²³Dipartimento di Fisica dell'Università and Sezione INFN, Cagliari, Italy
- ²⁴Dipartimento di Fisica dell'Università and Sezione INFN, Trieste, Italy
- ²⁵Dipartimento di Fisica dell'Università and Sezione INFN, Turin, Italy
- ²⁶Dipartimento di Fisica e Astronomia dell'Università and Sezione INFN, Bologna, Italy
- ²⁷Dipartimento di Fisica e Astronomia dell'Università and Sezione INFN, Catania, Italy
- ²⁸Dipartimento di Fisica e Astronomia dell'Università and Sezione INFN, Padova, Italy
- ²⁹Dipartimento di Fisica 'E.R. Caianiello' dell'Università and Gruppo Collegato INFN, Salerno, Italy
- ³⁰Dipartimento DISAT del Politecnico and Sezione INFN, Turin, Italy
- ³¹Dipartimento di Scienze e Innovazione Tecnologica dell'Università del Piemonte Orientale and INFN Sezione di Torino, Alessandria, Italy
- ³²Dipartimento Interateneo di Fisica 'M. Merlin' and Sezione INFN, Bari, Italy
- ³³Division of Experimental High Energy Physics, University of Lund, Lund, Sweden
- ³⁴European Organization for Nuclear Research (CERN), Geneva, Switzerland
- ³⁵Excellence Cluster Universe, Technische Universität München, Munich, Germany
- ³⁶Faculty of Engineering, Bergen University College, Bergen, Norway
- ³⁷Faculty of Mathematics, Physics and Informatics, Comenius University, Bratislava, Slovakia
- ³⁸Faculty of Nuclear Sciences and Physical Engineering, Czech Technical University in Prague, Prague, Czech Republic
- ³⁹Faculty of Science, P.J. Šafárik University, Košice, Slovakia
- ⁴⁰Faculty of Technology, Buskerud and Vestfold University College, Tonsberg, Norway
- ⁴¹Frankfurt Institute for Advanced Studies, Johann Wolfgang Goethe-Universität Frankfurt, Frankfurt, Germany
- ⁴²Gangneung-Wonju National University, Gangneung, South Korea
- ⁴³Gauhati University, Department of Physics, Guwahati, India
- ⁴⁴Helmholtz-Institut für Strahlen- und Kernphysik, Rheinische Friedrich-Wilhelms-Universität Bonn, Bonn, Germany
- ⁴⁵Helsinki Institute of Physics (HIP), Helsinki, Finland
- ⁴⁶Hiroshima University, Hiroshima, Japan
- ⁴⁷Indian Institute of Technology Bombay (IIT), Mumbai, India
- ⁴⁸Indian Institute of Technology Indore, Indore, India
- ⁴⁹Indonesian Institute of Sciences, Jakarta, Indonesia
- ⁵⁰Inha University, Incheon, South Korea
- ⁵¹Institut de Physique Nucléaire d'Orsay (IPNO), Université Paris-Sud, CNRS-IN2P3, Orsay, France
- ⁵²Institute for Nuclear Research, Academy of Sciences, Moscow, Russia
- ⁵³Institute for Subatomic Physics of Utrecht University, Utrecht, Netherlands
- ⁵⁴Institute for Theoretical and Experimental Physics, Moscow, Russia
- ⁵⁵Institute of Experimental Physics, Slovak Academy of Sciences, Košice, Slovakia
- ⁵⁶Institute of Physics, Academy of Sciences of the Czech Republic, Prague, Czech Republic
- ⁵⁷Institute of Physics, Bhubaneswar, India

- ⁵⁸Institute of Space Science (ISS), Bucharest, Romania
- ⁵⁹Institut für Informatik, Johann Wolfgang Goethe-Universität Frankfurt, Frankfurt, Germany
- ⁶⁰Institut für Kernphysik, Johann Wolfgang Goethe-Universität Frankfurt, Frankfurt, Germany
- ⁶¹Institut für Kernphysik, Westfälische Wilhelms-Universität Münster, Münster, Germany
- ⁶²Instituto de Ciencias Nucleares, Universidad Nacional Autónoma de México, Mexico City, Mexico
- ⁶³Instituto de Física, Universidade Federal do Rio Grande do Sul (UFRGS), Porto Alegre, Brazil
- ⁶⁴Instituto de Física, Universidad Nacional Autónoma de México, Mexico City, Mexico
- ⁶⁵IRFU, CEA, Université Paris-Saclay, F-91191 Gif-sur-Yvette, France, Saclay, France
- ⁶⁶iThemba LABS, National Research Foundation, Somerset West, South Africa
- ⁶⁷Joint Institute for Nuclear Research (JINR), Dubna, Russia
- ⁶⁸Konkuk University, Seoul, South Korea
- ⁶⁹Korea Institute of Science and Technology Information, Daejeon, South Korea
- ⁷⁰KTO Karatay University, Konya, Turkey
- ⁷¹Laboratoire de Physique Corpusculaire (LPC), Clermont Université, Université Blaise Pascal, CNRS-IN2P3, Clermont-Ferrand, France
- ⁷²Laboratoire de Physique Subatomique et de Cosmologie, Université Grenoble-Alpes, CNRS-IN2P3, Grenoble, France
- ⁷³Laboratori Nazionali di Frascati, INFN, Frascati, Italy
- ⁷⁴Laboratori Nazionali di Legnaro, INFN, Legnaro, Italy
- ⁷⁵Lawrence Berkeley National Laboratory, Berkeley, California, United States
- ⁷⁶Moscow Engineering Physics Institute, Moscow, Russia
- ⁷⁷Nagasaki Institute of Applied Science, Nagasaki, Japan
- ⁷⁸National and Kapodistrian University of Athens, Physics Department, Athens, Greece, Athens, Greece
- ⁷⁹National Centre for Nuclear Studies, Warsaw, Poland
- ⁸⁰National Institute for Physics and Nuclear Engineering, Bucharest, Romania
- ⁸¹National Institute of Science Education and Research, Bhubaneswar, India
- ⁸²National Nuclear Research Center, Baku, Azerbaijan
- ⁸³National Research Centre Kurchatov Institute, Moscow, Russia
- ⁸⁴Niels Bohr Institute, University of Copenhagen, Copenhagen, Denmark
- ⁸⁵Nikhef, Nationaal instituut voor subatomaire fysica, Amsterdam, Netherlands
- ⁸⁶Nuclear Physics Group, STFC Daresbury Laboratory, Daresbury, United Kingdom
- ⁸⁷Nuclear Physics Institute, Academy of Sciences of the Czech Republic, Řež u Prahy, Czech Republic
- ⁸⁸Oak Ridge National Laboratory, Oak Ridge, Tennessee, United States
- ⁸⁹Petersburg Nuclear Physics Institute, Gatchina, Russia
- ⁹⁰Physics Department, Creighton University, Omaha, Nebraska, United States
- ⁹¹Physics Department, Panjab University, Chandigarh, India
- ⁹²Physics Department, University of Cape Town, Cape Town, South Africa
- ⁹³Physics Department, University of Jammu, Jammu, India
- ⁹⁴Physics Department, University of Rajasthan, Jaipur, India
- ⁹⁵Physikalisches Institut, Eberhard Karls Universität Tübingen, Tübingen, Germany
- ⁹⁶Physikalisches Institut, Ruprecht-Karls-Universität Heidelberg, Heidelberg, Germany
- ⁹⁷Physik Department, Technische Universität München, Munich, Germany
- ⁹⁸Purdue University, West Lafayette, Indiana, United States
- ⁹⁹Pusan National University, Pusan, South Korea
- ¹⁰⁰Research Division and ExtreMe Matter Institute EMMI, GSI Helmholtzzentrum für Schwerionenforschung GmbH, Darmstadt, Germany
- ¹⁰¹Rudjer Bošković Institute, Zagreb, Croatia
- ¹⁰²Russian Federal Nuclear Center (VNIIEF), Sarov, Russia
- ¹⁰³Saha Institute of Nuclear Physics, Kolkata, India
- ¹⁰⁴School of Physics and Astronomy, University of Birmingham, Birmingham, United Kingdom
- ¹⁰⁵Sección Física, Departamento de Ciencias, Pontificia Universidad Católica del Perú, Lima, Peru
- ¹⁰⁶Sezione INFN, Bari, Italy
- ¹⁰⁷Sezione INFN, Bologna, Italy
- ¹⁰⁸Sezione INFN, Cagliari, Italy
- ¹⁰⁹Sezione INFN, Catania, Italy
- ¹¹⁰Sezione INFN, Padova, Italy

- ¹¹¹Sezione INFN, Rome, Italy
- ¹¹²Sezione INFN, Trieste, Italy
- ¹¹³Sezione INFN, Turin, Italy
- ¹¹⁴SSC IHEP of NRC Kurchatov institute, Protvino, Russia
- ¹¹⁵Stefan Meyer Institut für Subatomare Physik (SMI), Vienna, Austria
- ¹¹⁶SUBATECH, Ecole des Mines de Nantes, Université de Nantes, CNRS-IN2P3, Nantes, France
- ¹¹⁷Suranaree University of Technology, Nakhon Ratchasima, Thailand
- ¹¹⁸Technical University of Košice, Košice, Slovakia
- ¹¹⁹Technical University of Split FESB, Split, Croatia
- ¹²⁰The Henryk Niewodniczanski Institute of Nuclear Physics, Polish Academy of Sciences, Cracow, Poland
- ¹²¹The University of Texas at Austin, Physics Department, Austin, Texas, United States
- ¹²²Universidad Autónoma de Sinaloa, Culiacán, Mexico
- ¹²³Universidade de São Paulo (USP), São Paulo, Brazil
- ¹²⁴Universidade Estadual de Campinas (UNICAMP), Campinas, Brazil
- ¹²⁵Universidade Federal do ABC, Santo Andre, Brazil
- ¹²⁶University of Houston, Houston, Texas, United States
- ¹²⁷University of Jyväskylä, Jyväskylä, Finland
- ¹²⁸University of Liverpool, Liverpool, United Kingdom
- ¹²⁹University of Tennessee, Knoxville, Tennessee, United States
- ¹³⁰University of the Witwatersrand, Johannesburg, South Africa
- ¹³¹University of Tokyo, Tokyo, Japan
- ¹³²University of Tsukuba, Tsukuba, Japan
- ¹³³University of Zagreb, Zagreb, Croatia
- ¹³⁴Université de Lyon, Université Lyon 1, CNRS/IN2P3, IPN-Lyon, Villeurbanne, Lyon, France
- ¹³⁵Université de Strasbourg, CNRS, IPHC UMR 7178, F-67000 Strasbourg, France, Strasbourg, France
- ¹³⁶Università degli Studi di Pavia, Pavia, Italy
- ¹³⁷Università di Brescia, Brescia, Italy
- ¹³⁸V. Fock Institute for Physics, St. Petersburg State University, St. Petersburg, Russia
- ¹³⁹Variable Energy Cyclotron Centre, Kolkata, India
- ¹⁴⁰Warsaw University of Technology, Warsaw, Poland
- ¹⁴¹Wayne State University, Detroit, Michigan, United States
- ¹⁴²Wigner Research Centre for Physics, Hungarian Academy of Sciences, Budapest, Hungary
- ¹⁴³Yale University, New Haven, Connecticut, United States
- ¹⁴⁴Yonsei University, Seoul, South Korea
- ¹⁴⁵Zentrum für Technologietransfer und Telekommunikation (ZTT), Fachhochschule Worms, Worms, Germany