

Top quark event modelling and generators in the CMS experiment at the LHC

Buğra Bilin^{*†}

Middle East Technical University, Ankara TURKEY

E-mail: bugra.bilin@cern.ch

State-of-the-art theoretical predictions accurate to next-to-leading order QCD interfaced with PYTHIA and HERWIG are tested by comparing the unfolded $t\bar{t}$ differential data collected with the CMS detector at 8 TeV and 13 TeV. These predictions are also compared with the measurements of underlying event activity distributions accompanying $t\bar{t}$ events. Furthermore, predictions of beyond NLO accuracy in QCD are compared with the data.

*XXIV International Workshop on Deep-Inelastic Scattering and Related Subjects
11-15 April, 2016
DESY Hamburg, Germany*

^{*}Speaker.

[†]On behalf of the CMS Collaboration

1. Introduction

The top quark is the heaviest known elementary particle up to date, and the only coloured particle decaying before hadronisation. The theoretical modelling of top-quarks is crucial for various measurements at the Large Hadron Collider (LHC). For example, main systematics for the top mass measurements are due to modelling of top quark events and description of fragmentation and hadronisation of bottom quarks; which can be reduced by improvements in the Monte-Carlo (MC). In this note several CMS [1] measurements [2-8] are summarised sharing the scope of testing the predictions of the state-of-the art MC generators available with the data, and providing means of constraining uncertainties rising from these theory predictions.

2. Comparisons of jet multiplicity and top p_T

In order to improve the QCD calculations, it is important to study $t\bar{t}$ production in association with jets. Half of the $t\bar{t}$ events have extra jets, which are expected to come mainly from ISR. Studying the properties of the jets provide tests of QCD calculations. In Fig. 1 the absolute differential $t\bar{t}$ cross section, measured at $\sqrt{s} = 8$ TeV as a function of jet multiplicity is shown and it is compared to the predictions of MC@NLO interfaced with HERWIG 6, which fails at high multiplicities, and MADGRAPH interfaced with PYTHIA 6 and PYTHIA 8, the latter predicting higher jet multiplicities than the measurement.

Furthermore, data distributions at 8 TeV are compared with Run 2 generators and parton shower codes, MG5_aMC@NLO and POWHEG v2 interfaced with PYTHIA 8 and HERWIG++, using FxFx and MLM matching schemes as shown in Fig. 2 for the top quark p_T at parton level for lepton + jets and dilepton channels. The comparisons include NNLO predictions in lepton + jets channel. In both channels, the best description is obtained by POWHEG +HERWIG++ predictions, where the other MC setups show discrepancies. MG5_aMC@NLO+ PYTHIA 8 FxFx sample shows good agreement in the dilepton channel. The impact of the choice of the QCD scale on the modelling of the top quark p_T is shown in Fig. 3. The main effect is expected to be observed in the overall normalisation, while the shapes are hardly affected, persisting overall, the same data to MC trend observed for the nominal choice.

The top p_T is measured at 13 TeV and compared with predictions beyond NLO, as shown in Fig. 7. It is observed that beyond NLO predictions seem to give a better description of the top p_T , consistent with the results obtained in Run I.

3. Study of the Underlying Event with $t\bar{t}$

One important ingredient in the MC simulations is the underlying event (UE), which mainly consists of the beam-beam remnants and the multiple parton interactions (MPI) that accompany the hard scattering, as shown in Fig. 5a. The UE can not be described by the perturbative QCD calculations and rather relies on phenomenological models whose parameters can be "tuned".

By measuring the UE with $t\bar{t}$, the universality of the tunes at the scale of the $t\bar{t}$ process can be verified. Using topological structure of hard hadron-hadron collisions, the UE activity in $t\bar{t}$ events is studied at 8 TeV in dilepton and at 13 TeV in lepton+jets final state. The $t\bar{t}$ system is used as the

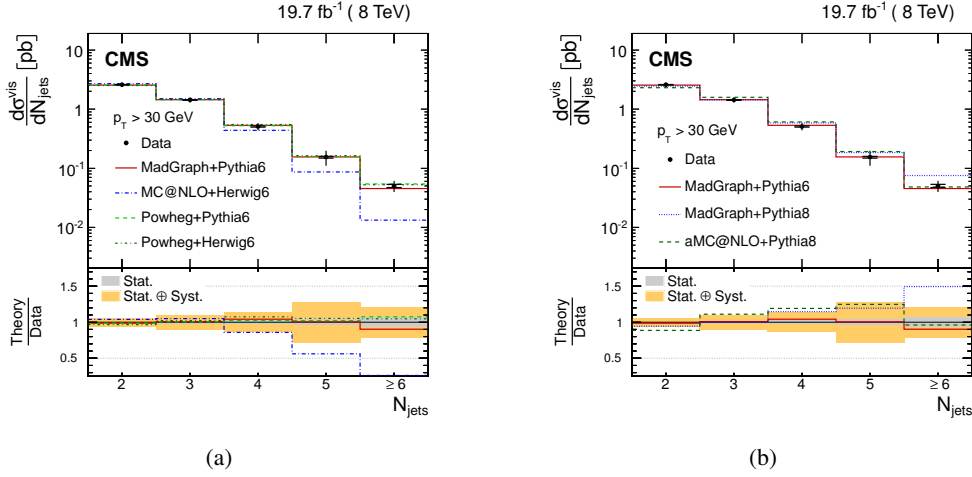


Figure 1: Absolute differential $t\bar{t}$ cross sections as a function of jet multiplicity for jets with $p_T > 30$ GeV. The data are compared with predictions from MADGRAPH + PYTHIA 6, MC@NLO + HERWIG 6, and POWHEG + PYTHIA 6 and HERWIG 6 (a); and with MADGRAPH + PYTHIA 6 and PYTHIA 8, and MG5_aMC@NLO + PYTHIA 8 (b).

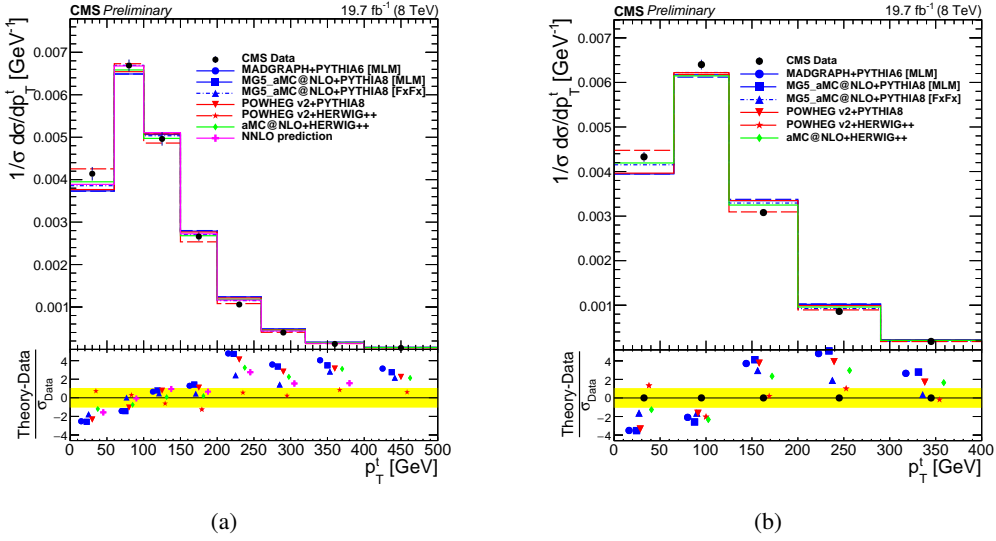


Figure 2: Normalised $t\bar{t}$ cross section in bins of p_T^l in data and MC at the parton-level for lepton + jets (a) and dilepton (b) channels. The yellow band indicates the 1σ difference of data from theory predictions. In the lepton+jets channel, the NNLO predictions are also shown.

leading object to define the measurement regions as shown in Fig. 5b; namely toward, transverse, and away; where the transverse is the most sensitive region to UE activity, and away region contains contents of hard jets accompanying $t\bar{t}$. Distributions of number of charged particles are shown for the event regions as well as inclusively for all regions, in Fig. 6. Higher charged particle multiplicity is predicted with the default tunes by MC in both 8 and 13 TeV. It is also observed that a better description of the data is obtained by MC sample generated with higher parton-shower scale.

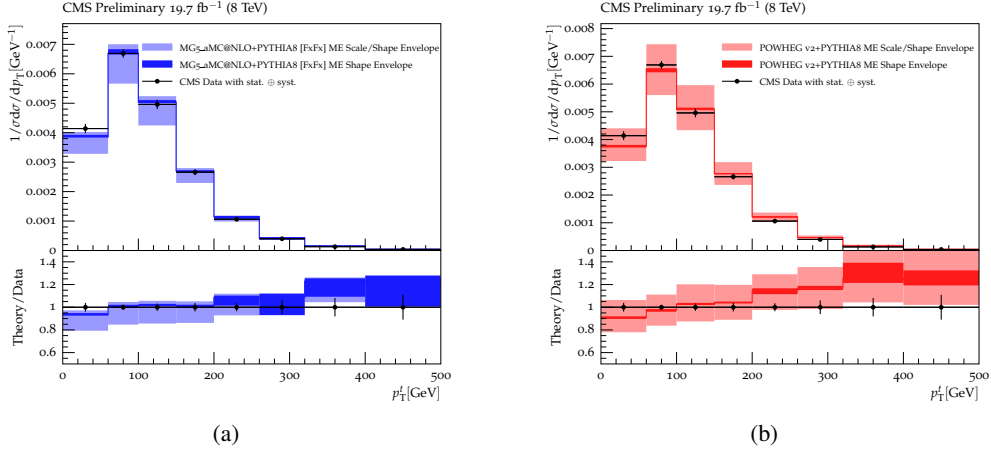


Figure 3: Normalised $t\bar{t}$ cross section in bins of p_T^t in data and MG5_aMC@NLO+PYTHIA 8 [FxFx] sample (a) and POWHEG v2 + PYTHIA 8 sample (b) at the parton-level for lepton + jets channel. The data points are shown with total error bars and the envelope of different factorization and renormalization assumptions in the matrix elements with a band for both scale+shape and only shape variations.

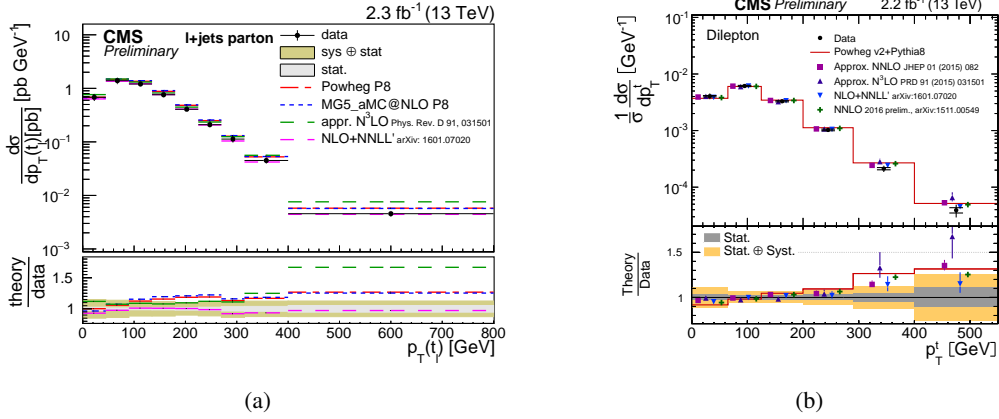


Figure 4: Normalised differential $t\bar{t}$ production cross section as a function of p_T^t for lepton + jets (a) and dilepton (b) channels. The data are compared to predictions from beyond-NLO QCD calculations.

4. Testing the modelling of b-quark fragmentation

The CMS collaboration has measured the top mass using alternative techniques, using only the kinematic properties of its charged decay products which minimises the sensitivity to experimental systematic uncertainties. One of the remaining main uncertainties is coming from b-fragmentation modelling, i.e parton to hadron momentum transfer in hadronisation of b quarks. To improve this, previous LEP measurements of b-fragmentation have been used to further tune Z_2^* for the r_b parameter (noted as Z_2^* LEP r_b tune), and used as the nominal b-fragmentation shape. In Fig. 7 the impact of this choice on the extracted mass value is shown. It is observed that for 1% change in the average momentum transfer reflects to 0.61 GeV change in the extracted mass value [8]. Further studies comparing the fraction of momentum carried by charmed mesons and secondary vertices reconstructed in b jets in $t\bar{t}$ events, to different fragmentation models, can be found in the

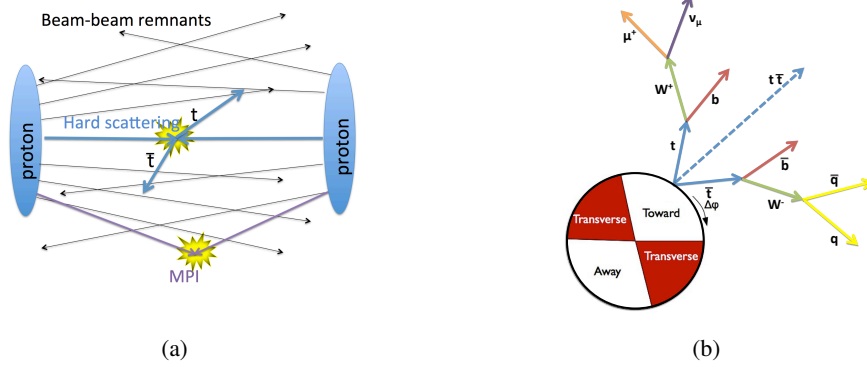


Figure 5: Schematic description of an example proton-proton collision with hard scattering and UE shown (a); and view of the UE regions defined with respect to the azimuthal angle difference between the charged particle candidate and the axis of the $t\bar{t}$ system with a schematic diagram of $t\bar{t}$ decay chain (b).

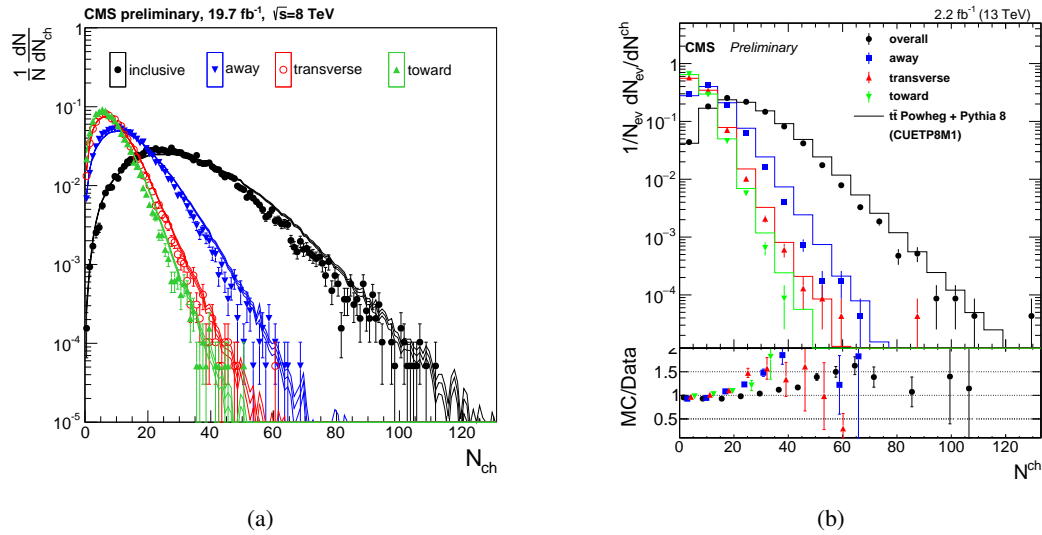


Figure 6: The charged PF candidate multiplicity distributions for the away, transverse and toward regions as well as for the overall sample for dilepton channel at 8 TeV (a) and lepton+jets channel at 13 TeV. MC distributions are obtained with the nominal Q^2 scale.

same reference.

5. Conclusion

Various CMS measurements are compared to state-of-the-art ME MC generators and parton shower codes. It is seen that the NLO predictions do not always improve the description of data compared to the LO ones. It is also seen that the differences between NLO central value and the measurements are covered by ME scale uncertainty, and better top p_T description with higher order calculations beyond NLO are observed. Measurements of the UE with $t\bar{t}$ shows a preference towards a higher QCD scale choice in simulations, and the UE tunes seem to be universal. The top mass is measured using new technique where the experimental systematics effects are su-

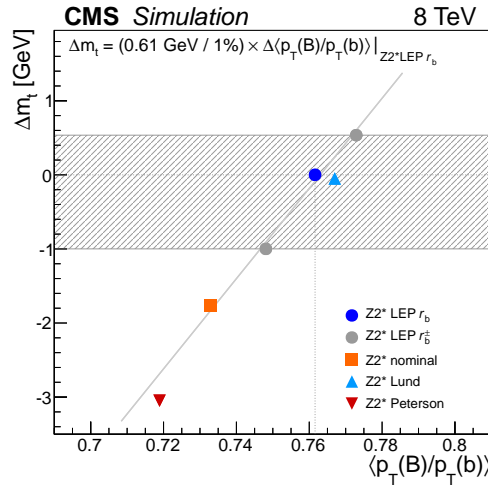


Figure 7: Impact of the average b quark fragmentation on the extracted m_t value, for various fragmentation shapes. The horizontal band represents the contribution of the b quark fragmentation model to the systematic uncertainty in the measurement of the top quark mass estimated from the variations of the Z2* LEP r_b tune.

pressed. The dominant remaining uncertainty coming from b-quark fragmentation is expected to be improved by tuning at the LHC.

References

- [1] S. Chatrchyan et al. [CMS Collaboration], *The CMS experiment at the CERN LHC*, *JINST*, **3** (2008) S08004.
- [2] V. Khachatryan et al. [CMS Collaboration], *Measurement of $t\bar{t}$ production with additional jet activity, including b quark jets, in the dilepton decay channel using pp collisions at $\sqrt{s} = 8$ TeV*, *Eur. Phys. J.*, **C76** (2016) no.7, 379 [arXiv:1510.03072 [hep-ex]].
- [3] V. Khachatryan et al. [CMS Collaboration], *Comparisons of theory predictions for the $t\bar{t}$ process with data from pp collisions at $\sqrt{s} = 8$ TeV*, CMS-PAS-TOP-15-011 (2015).
- [4] V. Khachatryan et al. [CMS Collaboration], *Measurement of the inclusive and differential $t\bar{t}$ production cross sections in lepton + jets final states at 13 TeV*, CMS-PAS-TOP-16-008 (2016).
- [5] V. Khachatryan et al. [CMS Collaboration], *Measurement of the differential cross section for $t\bar{t}$ production in the dilepton final state at $\sqrt{s} = 13$ TeV*, CMS-PAS-TOP-16-011 (2016).
- [6] V. Khachatryan et al. [CMS Collaboration], *Study of the underlying event, b-quark fragmentation and hadronization properties in $t\bar{t}$ events*, CMS-PAS-TOP-13-007 (2013).
- [7] V. Khachatryan et al. [CMS Collaboration], *Underlying event measurement with $t\bar{t} + X$ events with p-p collision data at $\sqrt{s} = 13$ TeV*, CMS-PAS-TOP-15-017 (2015).
- [8] V. Khachatryan et al. [CMS Collaboration], *Measurement of the top quark mass using charged particles in pp collisions at $\sqrt{s} = 8$ TeV*, *Phys. Rev. D*, **93** (2016) no.9, 092006 [arXiv:1603.06536 [hep-ex]].