

ALICE-PUBLIC-2015-XXX

12th December 2015

Supplementary figures: “Centrality evolution of the charged–particle pseudorapidity density over a broad pseudorapidity range in Pb–Pb collisions at $\sqrt{s_{NN}} = 2.76$ TeV”

ALICE Collaboration*

Abstract

This public note provide supplementary figures for the Letter [1]. The figures are the ratio of central to peripheral charged–particle pseudorapidity density, as well as the distributions with the various fitted functions mentioned in the Letter.

© 2015 CERN for the benefit of the ALICE Collaboration.

Reproduction of this article or parts of it is allowed as specified in the [CC-BY-4.0 license](#).

*See [1] for the list of collaboration members

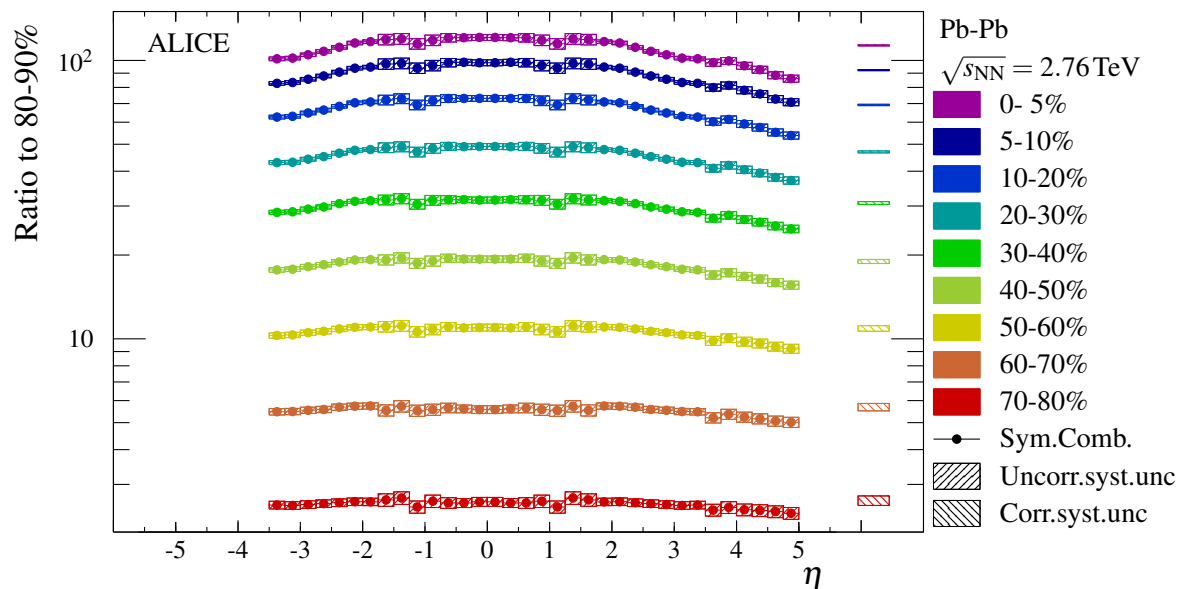


Figure 1: Ratio of the charged-particle pseudorapidity density distributions from 0 to 80% to the most peripheral distribution. Most systematic uncertainties in the forward region cancel, except for 2% of the 6.1% of the secondary correction $E(\eta)$ that stem from particle composition and p_T distributions, nor does the additional 2% in the FMD1 pseudorapidity acceptance cancel. At mid-rapidity, most systematic uncertainties do not cancel, except for the 0–2% contribution from the acceptance correction, and about half of the contribution from extrapolating to $p_T = 0$.

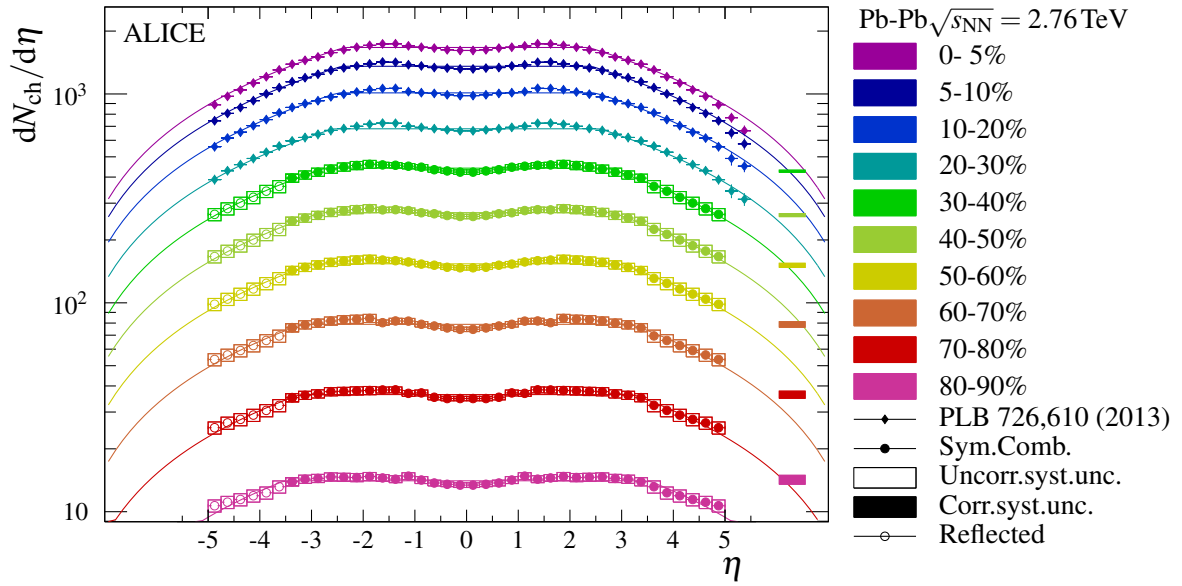


Figure 2: Fit of f_T (Eq. 6) of [1] to the charged particle pseudorapidity density in 10 centrality bins.

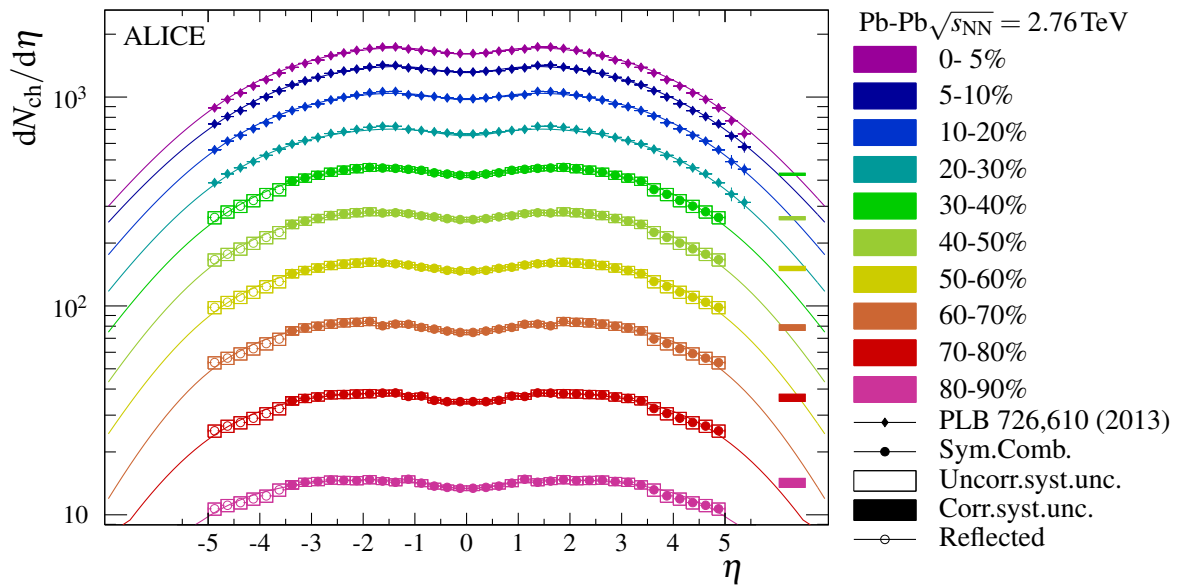


Figure 3: Fit of f_P (Eq. 7) of [1] to the charged particle pseudorapidity density in 10 centrality bins.

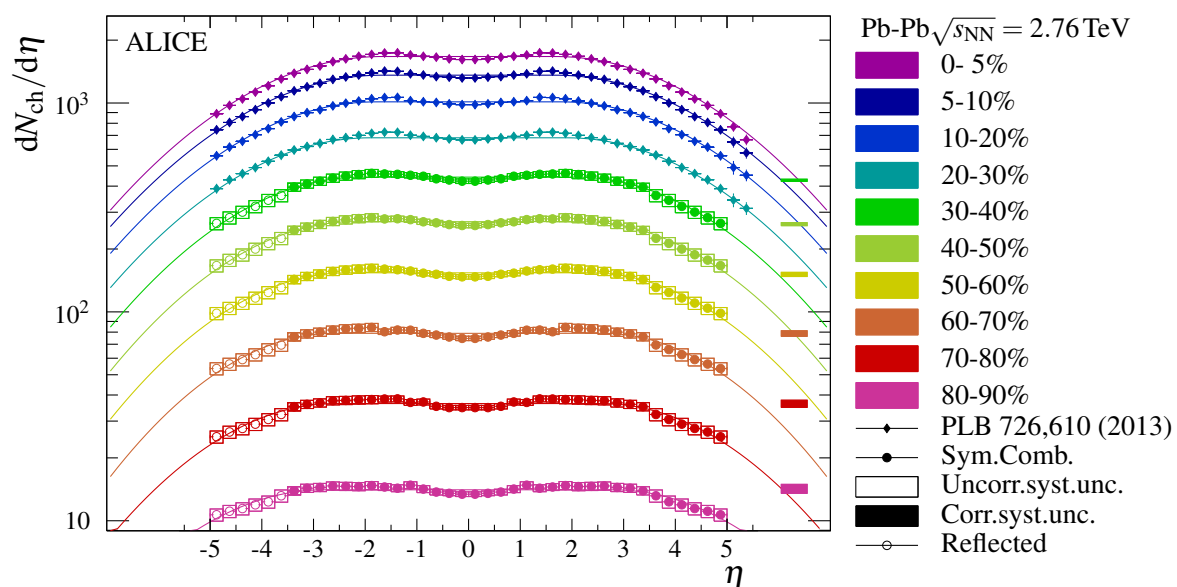


Figure 4: Fit of f_P (Eq. 9) of [1] to the charged particle pseudorapidity density in 10 centrality bins.

References

- [1] ALICE Collaboration, J. Adam *et al.*, “Centrality evolution of the charged-particle pseudorapidity density over a broad pseudorapidity range in Pb-Pb collisions at $\sqrt{s_{\text{NN}}} = 2.76$ TeV,” [arXiv:1509.07299](https://arxiv.org/abs/1509.07299) [nucl-ex].