

## Search for chameleons with CAST



V. Anastassopoulos<sup>a</sup>, M. Arik<sup>b,1</sup>, S. Aune<sup>c</sup>, K. Barth<sup>d</sup>, A. Belov<sup>e</sup>, H. Bräuninger<sup>f</sup>, G. Cantatore<sup>g</sup>, J.M. Carmona<sup>h</sup>, S.A. Cetin<sup>b</sup>, F. Christensen<sup>i</sup>, J.I. Collar<sup>j</sup>, T. Dafni<sup>h</sup>, M. Davenport<sup>d,\*</sup>, K. Desch<sup>k</sup>, A. Dermenev<sup>e</sup>, C. Eleftheriadis<sup>l</sup>, G. Fanourakis<sup>m</sup>, E. Ferrer-Ribas<sup>c</sup>, P. Friedrich<sup>f</sup>, J. Galán<sup>c</sup>, J.A. García<sup>h</sup>, A. Gardikiotis<sup>a</sup>, J.G. Garza<sup>h</sup>, E.N. Gazis<sup>n</sup>, T. Geralis<sup>m</sup>, I. Giomataris<sup>c</sup>, C. Hailey<sup>o</sup>, F. Haug<sup>d</sup>, M.D. Hasinoff<sup>p</sup>, D.H.H. Hoffmann<sup>q</sup>, F.J. Iguaz<sup>h</sup>, I.G. Irastorza<sup>h</sup>, J. Jacoby<sup>r</sup>, A. Jakobsen<sup>i</sup>, K. Jakovčić<sup>s</sup>, J. Kaminski<sup>k</sup>, M. Karuza<sup>t,g</sup>, M. Kavuk<sup>b,1</sup>, M. Krčmar<sup>s</sup>, C. Krieger<sup>k</sup>, A. Krüger<sup>d,2</sup>, B. Lakić<sup>s</sup>, J.M. Laurent<sup>d</sup>, A. Liolios<sup>l</sup>, A. Ljubičić<sup>s</sup>, G. Luzón<sup>h</sup>, S. Neff<sup>q</sup>, I. Ortega<sup>h,d</sup>, T. Papaevangelou<sup>c</sup>, M.J. Pivovarov<sup>u</sup>, G. Raffelt<sup>v</sup>, H. Riege<sup>q</sup>, M. Rosu<sup>q</sup>, J. Ruz<sup>u</sup>, I. Savvidis<sup>l</sup>, S.K. Solanki<sup>w,3</sup>, T. Vafeiadis<sup>d,l,\*</sup>, J.A. Villar<sup>h</sup>, J.K. Vogel<sup>u</sup>, S.C. Yildiz<sup>b,4</sup>, K. Zioutas<sup>d,a</sup> (CAST Collaboration) and P. Brax<sup>x</sup>, I. Lavrentyev<sup>y</sup>, A. Upadhye<sup>z</sup>

<sup>a</sup> Physics Department, University of Patras, Patras, Greece

<sup>b</sup> Dogus University, Istanbul, Turkey

<sup>c</sup> IRFU, Centre d' Etudes Nucléaires de Saclay (CEA-Saclay), Gif-sur-Yvette, France

<sup>d</sup> European Organization for Nuclear Research (CERN), Genève, Switzerland

<sup>e</sup> Institute for Nuclear Research (INR), Russian Academy of Sciences, Moscow, Russia

<sup>f</sup> Max-Planck-Institut für Extraterrestrische Physik, Garching, Germany

<sup>g</sup> Istituto Nazionale di Fisica Nucleare (INFN), Sezione di Trieste and Università di Trieste, Trieste, Italy

<sup>h</sup> Instituto de Física Nuclear y Altas Energías, Universidad de Zaragoza, Zaragoza, Spain

<sup>i</sup> Danish Technical University-Space (DTU), Copenhagen, Denmark

<sup>j</sup> Enrico Fermi Institute and KICP, University of Chicago, Chicago, IL, United States of America

<sup>k</sup> Physikalisches Institut, Universität of Bonn, 53115 Bonn, Germany

<sup>l</sup> Aristotle University of Thessaloniki, Thessaloniki, Greece

<sup>m</sup> National Center for Scientific Research "Demokritos", Athens, Greece

<sup>n</sup> National Technical University of Athens, Athens, Greece

<sup>o</sup> Columbia University (CU), New York, United States of America

<sup>p</sup> Department of Physics and Astronomy, University of British Columbia, Vancouver, Canada

<sup>q</sup> Technische Universität Darmstadt, IKP, Darmstadt, Germany

<sup>r</sup> J.W. Goethe-Universität, Institut für Angewandte Physik, Frankfurt am Main, Germany

<sup>s</sup> Rudjer Bošković Institute, Zagreb, Croatia

<sup>t</sup> Physics Department and Center for Micro and Nano Sciences and Technologies, University of Rijeka, Croatia

<sup>u</sup> Lawrence Livermore National Laboratory, Livermore, CA 94550, United States of America

<sup>v</sup> Max-Planck-Institut für Physik (Werner-Heisenberg-Institut), München, Germany

<sup>w</sup> Max-Planck-Institut für Sonnensystemforschung, Göttingen, Germany

<sup>x</sup> Institut de Physique Théorique, CEA, IPhT, CNRS, URA 2306, F-91191 Gif/Yvette Cedex, France

<sup>y</sup> Boston University, Boston, MA 02215, United States of America

<sup>z</sup> Physics Dep., University of Wisconsin-Madison, 1150 University Avenue, Madison, WI 53706, United States of America

\* Corresponding author.

E-mail addresses: Martyn.Davenport@cern.ch (M. Davenport), Theodoros.Vafeiadis@cern.ch (T. Vafeiadis).

<sup>1</sup> Pr. addr.: Bogazici University, Istanbul, Turkey.

<sup>2</sup> Pr. addr.: Hochschule Karlsruhe Technik und Wirtschaft, Univ. of Applied Sciences, Moltkestr. 30, 76133 Karlsruhe, Germany.

<sup>3</sup> Sec. affiliation: School of Space Research, Kyung Hee University, Yongin, Republic of Korea.

<sup>4</sup> Pr. addr.: Dep. of Physics and Astronomy, University of California Irvine, Irvine, CA 92697, United States of America.

## ARTICLE INFO

## Article history:

Received 25 March 2015  
 Received in revised form 8 July 2015  
 Accepted 21 July 2015  
 Available online 28 July 2015  
 Editor: M. Doser

## Keywords:

Chameleon  
 CAST  
 SDD  
 X-ray  
 Tachocline  
 Dark energy

## ABSTRACT

In this work we present a search for (solar) chameleons with the CERN Axion Solar Telescope (CAST). This novel experimental technique, in the field of dark energy research, exploits both the chameleon coupling to matter ( $\beta_m$ ) and to photons ( $\beta_\gamma$ ) via the Primakoff effect. By reducing the X-ray detection energy threshold used for axions from 1 keV to 400 eV CAST became sensitive to the converted solar chameleon spectrum which peaks around 600 eV. Even though we have not observed any excess above background, we can provide a 95% C.L. limit for the coupling strength of chameleons to photons of  $\beta_\gamma \lesssim 10^{11}$  for  $1 < \beta_m < 10^6$ .

© 2015 The Authors. Published by Elsevier B.V. This is an open access article under the CC BY license (<http://creativecommons.org/licenses/by/4.0/>). Funded by SCOAP<sup>3</sup>.

## 1. Introduction

The dark sector of cosmology represents a big challenge in fundamental physics. In particular, dark energy [1,2], which is responsible for the accelerated expansion of the Universe, could be due to the existence of a scalar field like the postulated chameleon [3–5] (for a comprehensive theoretical treatment we refer to [6]). Although a high energy description of chameleons derived from an ultraviolet completion such as string theory is still missing, this type of low energy model is suggestive enough to justify novel investigations like the one presented in this work.

Chameleons can be created in the sun via the Primakoff effect. Like axions, creation could occur in the nuclear coulomb field of the plasma at the solar core, but such a calculation does not exist as yet, though it would be of interest. Additionally they can be created in regions of strong transverse magnetic fields in the solar interior. The tachocline, a region inside the Sun at a distance of around  $0.7 R_\odot$  from the center, is widely believed to be the source of intense magnetic fields. At present only the characteristics of chameleon creation at the tachocline have been studied in detail, together with their propagation in the sun and journey to the helioscope [7,8].

Chameleons have non-linear self-interactions and interactions with matter which give them an “effective mass” dependent on the ambient mass (energy) density. The outer solar magnetic fields can transform chameleons to soft X-rays. The same could also happen with the integrated transverse magnetic field all the way from the Sun to the Earth, because the effective mass of chameleons decreases with lower and lower density in the free space between the Sun and the Earth’s atmosphere. Taking into account the limit of  $\beta_\gamma$  which saturates the solar luminosity, the transformation probability in any of the aforementioned magnetic fields is negligibly small and does not affect the expected flux arriving in CAST. Traversing the Earth’s atmosphere makes no difference in the intensity of the relatively energetic solar chameleons we are considering here.

They would have a very small effective mass in outer space or in the evacuated magnet cold bores of CAST [9] but a large effective mass inside the detector material of most terrestrial dark matter experiments. Their corresponding energies generally exceed the chameleon effective mass inside matter and thus they traverse materials with hardly any interaction, making detection difficult.

Chameleon dark energy is an effective field theory (EFT) with a cutoff around the dark energy scale, 2 meV, above which rigorous predictions cannot be made without a UV completion. A single particle with a 3-momentum much higher than the cutoff is perfectly consistent with an EFT treatment, since the 3-momentum is not Lorentz invariant. However, we cannot rigorously quantify

two-particle interactions with center-of-mass energies far above the cutoff. In one such process, fragmentation, two chameleons interact to form a greater number of lower-energy chameleons. The treatment of chameleon fragmentation as a coherent, semiclassical process in [10] is inapplicable to the Sun.

In order for fragmentation in the Sun to be calculable within the EFT context, the cut-off of the higher order interactions leading to fragmentation would have to be increased towards a few keV from its nominal value of 2 meV. The way of doing this is not known, but changing the cut-off scale of chameleon models is a priori independent from the matter density dependence of both the vev of the chameleon and its mass. Hence one may envisage that models with a higher cut-off and the same dependence of the vev and the mass on the environment could be constructed. Since a UV completion is beyond the scope of this paper [11] our analysis is made on the assumption that fragmentation at the tachocline is negligible.

To investigate the existence of exotica like chameleons we present the first results with a new experimental technique [7], by transforming an axion helioscope to a chameleonic one.

Chameleons, like axions, can be detected by the inverse Primakoff effect inside a transverse magnetic field, with their conversion efficiency being optimized in vacuum. Their expected spectrum originates from the photon thermal spectrum and is modified by the creation probability in such an environment which is proportional to the square of the photon energy ( $\omega^2$ ) times a factor of  $\omega^{-1/2}$  which derives from the fact that the photons perform a random walk in the Sun. All in all, this shifts the peak of the spectrum of produced chameleons from the photon temperature in the tachocline at around 200 eV to a much larger value of 600 eV. It is interesting to note that below  $\sim 1$  keV the conversion probability from chameleon to photon via the Primakoff effect is quasi-constant [8].

In this paper we discuss the upper limit on the chameleon to photon coupling strength ( $\beta_\gamma$ ) for a wide range of their coupling to matter. Our result on  $\beta_\gamma$  is comparable with the one obtained by the GammeV-CHASE (hereafter CHASE) experiments in a laser cavity [12,13]. We explore uncertainties in the tachocline magnetic field, the precise radius and width of this region and the fraction of solar luminosity emitted as chameleons. We also consider higher powers of the chameleon potential and show that our limit,  $\beta_\gamma \lesssim 10^{11}$ , stands almost independent of the type of inverse power law potential used.

## 2. The experiment

The detection of solar chameleons can be performed with an axion helioscope like CAST via the inverse Primakoff effect. The

relevant chameleon-to-photon coupling strength ( $\beta_\gamma$ ) replaces the axion-to-photon coupling constant ( $g_{a\gamma}$ ). The expected X-ray spectrum peaks at 600 eV, whereas the X-rays from axions from the solar core are expected to appear with energies in the multiple keV range. Therefore to study solar chameleons in CAST the cold bores should be in vacuum, whilst the detector should ideally be sensitive to the 150–1500 eV energy range.

After running with vacuum in the magnet bores in 2003 and 2004 [14,15], and with helium-filled cold bores between 2005 and 2012 [16–18], CAST was configured once again for vacuum running in 2013 by removing the thin X-ray windows (which had a cutoff at 1 keV). This produced an uninterrupted vacuum line, running from the vacuum port of the magnet cryostat at one end of the magnet, through the cold bores of the 10 m prototype LHC magnet, to the exit port of the cryostat on the opposite side of the magnet.

X-ray detectors on CAST in the period from 2003 to 2012 have operated with energy thresholds above 1 keV to cover the solar axion energy spectrum. The 2013 vacuum setup allowed sub-keV photons to exit the magnet cold bore and reach the X-ray detectors without absorption. Sub-keV sensitive detectors were then able to explore this energy range.

The experiment described here took place in a short running period before the installation of a powerful combination of the existing X-ray telescope (MPE-Abrixas flight spare) and a newly developed InGrid detector [19], capable of simultaneous sub-keV and multi-keV operation. A sub-keV detector system was assembled using mostly commercially available equipment to exploit this first period of vacuum running. The detector was installed on the sunrise side of the experiment taking data during the morning solar tracking of the magnet for  $\sim 90$  min each day. The magnetic field length was 9.26 m, the cold bore diameter 43 mm and the field 9 T.

### 3. The detector system

The X-ray detector system comprised a Silicon Drift Detector (SDD) [20] and a preamplifier-readout card<sup>5</sup> inside a vacuum enclosure. The 1.1 W dissipated from the preamplifier was removed by a copper heat exchanger block. The SDD signal was routed to a Digital Pulse Processor (DPP).<sup>6</sup> The DPP was operated with a peaking time of 5.6  $\mu$ s in gated mode using the gate provided by the preamplifier-readout card. The energy threshold of the device was set to 167 eV.

The detector chosen was a single channel, non-imaging SDD, without a vacuum window, in this case a commercial research grade device,<sup>7</sup> with a large surface of 89 mm<sup>2</sup> effectively covering 6.13% of the magnet cold bore (diameter 43 mm). The device was made from 450  $\mu$ m thick polysilicon technology with an entrance window optimized for light elements. The energy resolution of the device is 39 eV FWHM at 277 eV. Due to the sharply rising noise profile at low energies, the threshold used in the analysis was set at 400 eV. The typical quantum response is shown in Fig. 1; the quantum efficiency ( $\varepsilon_q$ ) exceeds 80% for photon energies above 400 eV. The background level for the device was  $\sim 10^{-3}$  cts/keV/cm<sup>2</sup>/s in the range 400–1500 eV and was independent of the detector temperature over the range  $-25^\circ$  to  $-45^\circ$  C. The SDD was operated at  $-30^\circ$  C using an integrated double Peltier cooling element; the 1.0 W from the SDD was also removed by the copper heat exchanger. The detector temperature remained constant when tilting the magnet during solar tracking.

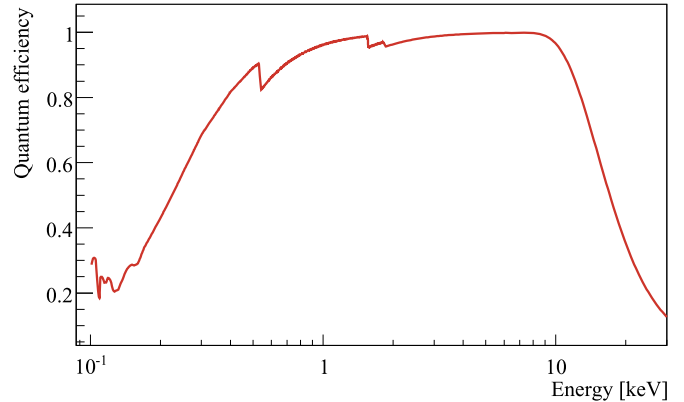


Fig. 1. Quantum efficiency of the SDD.

The detector system inside the vacuum vessel was connected directly to the cold bore vacuum port gate valve (on the left in Fig. 2). The vacuum vessel was made from an iso-K DN 100 stainless steel tube connected to a custom-built copper end flange.

Shielding inside the vacuum vessel was provided by the OFE copper back flange plus an OFE copper inner cylinder and upstream collimator; the vacuum vessel was surrounded by 6 cm thick lead rings, and lead plates with thickness between 1 and 3 cm. The turbo-pumped dry vacuum system operated at a pressure of  $1.2 \times 10^{-6}$  mbar with the cryostat gate valve opened for data taking.

### 4. Laboratory tests

Prior to installation on CAST, the SDD was tested in a laboratory at CERN on a variable energy X-ray vacuum beam line [21]. The system provided calibration energies between 0.28 and 10 keV. Using the characteristic emission lines with the best statistics, the energy resolution (FWHM) of the detector was defined for various energies. In Fig. 3 the measured FWHM versus the energy is shown.

During the first run of the detector on the X-ray beam line, a noticeable drop in the count rate with time was observed in the energy range 300–800 eV with the detector operated at  $-46^\circ$  C and in a relatively poor vacuum of  $4 \times 10^{-5}$  mbar. To quantify this phenomenon further, measurements were taken at the nominal detector operating temperature of  $-30^\circ$  C, using the bremsstrahlung spectrum of the Ag target in the X-ray generator. After a few hours at room temperature, the detector was cooled to  $-30^\circ$  C at a vacuum pressure of  $2.5 \times 10^{-6}$  mbar. Then several 5 min measurements of the same spectrum were taken over the course of the next 25 h to determine the loss of efficiency with time. Returning the detector to room temperature for 1 h was enough to fully recover its efficiency.

The loss of efficiency was attributed to substances outgassing from the materials inside the vacuum system and then being cryopumped on to the cold entrance window surface. Both the experimental and the laboratory test setups used standard, surface-cleaned stainless steel High Vacuum (HV) components and dry Viton joints. The SDD preamplifier card, whilst intended for vacuum use, was not constructed from HV materials and components. The wiring and connectors between SDD, preamplifier card and the electrical vacuum feed-throughs were not HV standard. As these components were common to both systems (laboratory and experimental), the resulting loss of efficiency measured in the laboratory is believed to have also been present in the experiment.

Monte-Carlo simulations verified that the loss in efficiency of the SDD could be explained by a film deposition with a thickness

<sup>5</sup> Readout Electronics Board (pulsed reset) from PNDetector, Munich, Germany.

<sup>6</sup> PX5-Digital Pulse Processor AMPTEK, Bedford, United States of America.

<sup>7</sup> SDD-100-130pnW-OM-ic Premium Line from PNDetector, Munich, Germany.

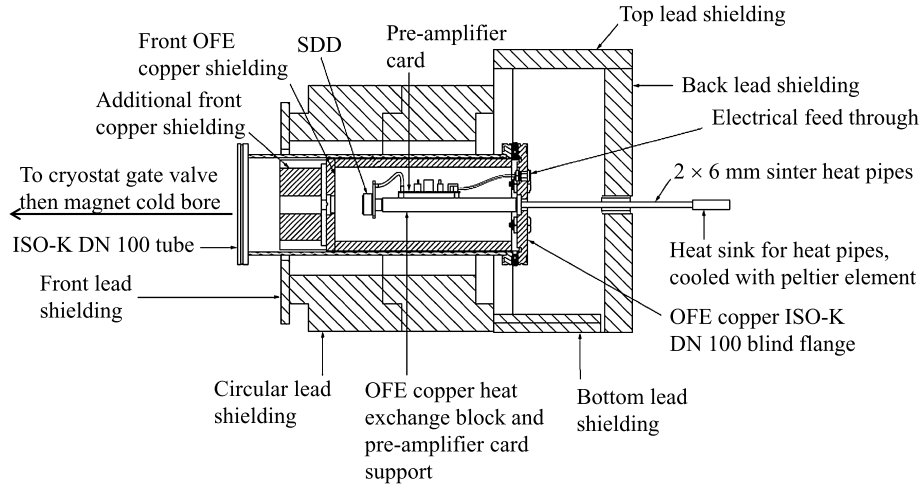


Fig. 2. SDD detector vacuum and shielding system.

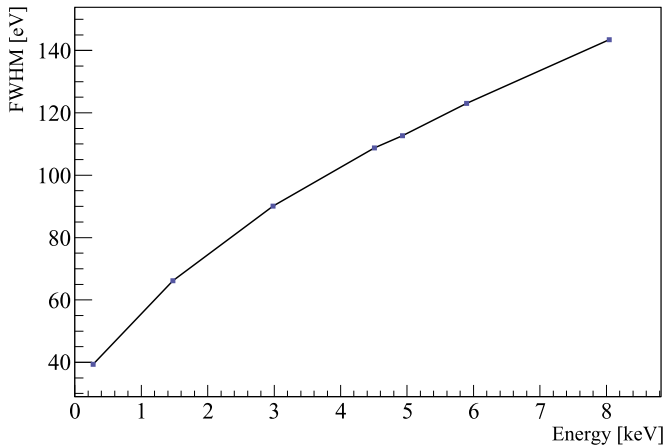


Fig. 3. Measured FWHM of the SDD versus energy.

that increases uniformly with time. Moreover the absorption spectrum of a simple hydrocarbon film ( $C_3H_6$ ) proved to be sufficient when folded with the resolution of the detector to reproduce the measured absorption. In Fig. 4 the comparison of the spectra taken after 3, 7, 21 and 25 h of operation of the detector, with the initial one (directly after cool down) is displayed, together with the simulated values. A chi-squared fit was performed between the simulated and real data to determine the evolution of the thickness of the hydrocarbon film. The result is shown in Fig. 5, where the evolution of the transmission of the hydrocarbon film is shown for each bin of 100 eV. These data were used for the parameterization of the transmission of the hydrocarbon film, versus time and energy, in order to calculate the overall efficiency of the detector to photons in the range 400–1500 eV. Our correction for this effect to the tracking data is less than 3%. Our SDD proved to be significantly more efficient than an SDD fitted with a vacuum window.

## 5. Data taking

The tests in the laboratory indicated that the detector required 1 h at ambient temperature in order to fully recover its lost efficiency. To ensure maximum efficiency of the detector during the sunrise solar tracking, the detector was set to ambient temperature 2 h before data taking and set to  $-30^\circ\text{C}$  only 30 min before the sunrise solar tracking started. At the end of the sunrise solar tracking the detector was again set to ambient temperature and then

set back to  $-30^\circ\text{C}$  about 30 min before the evening solar tracking. The detector then remained at nominal operating temperature until the next day, 2 h before sunrise solar tracking, when the cycle was repeated. The data taking took place over 9 sunrise solar trackings amounting to 15.2 h of exposure. The background data consisted of 13.8 h of sunset solar tracking and 94.2 h of overnight background runs with the magnet stationary (108 h in total).

The operational energy threshold for the SDD was 167 eV which produced an acquisition rate of  $\sim 5$  mHz over the range up to 10 keV. This rate was quasi-constant and independent of the magnet motion. Over the whole data taking period of 9 days the SDD rate between 400 and 1500 eV was  $1.40 \pm 0.16$  mHz (15.2 h sunrise tracking) corresponding to  $1.43 \times 10^{-3}$  cts/keV/cm<sup>2</sup>/s. The rate obtained during background runs was  $1.42 \pm 0.06$  mHz (108 h). The spectra of the sunrise tracking and background rates are shown in Fig. 6.

The effect of the internal copper and external lead shielding in the background can be gauged by the comparison between data taken in the X-ray laboratory (unshielded) and from CAST (both internal copper and external lead shielding). The background rate in the range 1.5–10 keV of the SDD in the X-ray beam line was  $3.86 \pm 0.34$  mHz (compared to  $1.42 \pm 0.06$  mHz on CAST) and for 400–1500 eV was  $2.31 \pm 0.26$  mHz (compared to  $1.42 \pm 0.06$  mHz on CAST), indicating the presence of electronic noise at low energies. Analysis of the energy spectra for all background runs taken over typically 13.5 h each day showed no statistically significant decrease with time in the spectra at low energies (300–600 eV), as shown in Fig. 7.

## 6. Theoretical chameleon spectrum

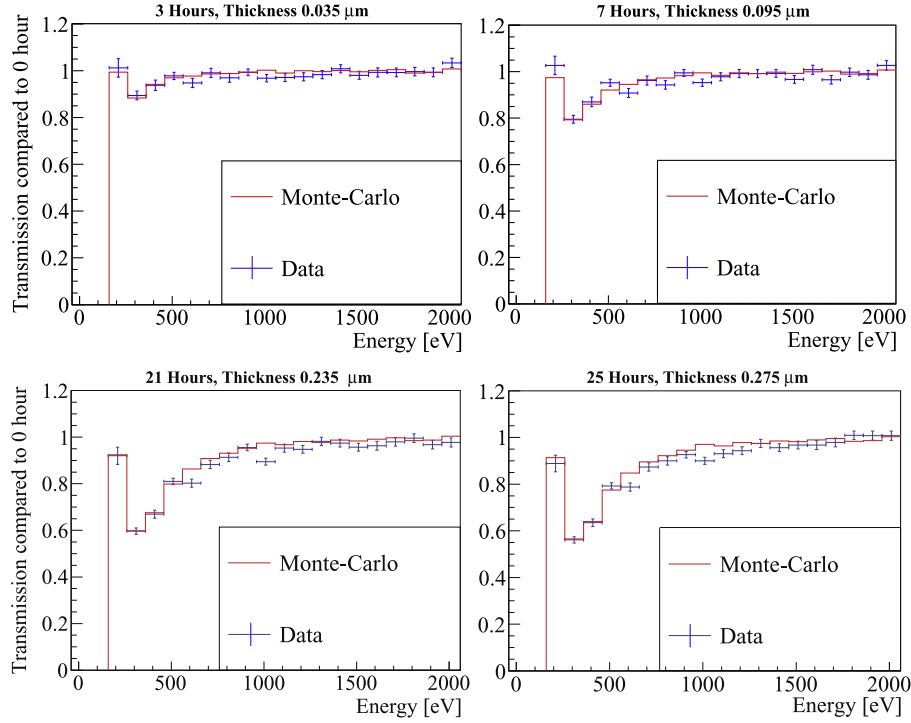
Chameleons can be produced by mixing with the photon flux emanating from the Sun's core [7,8]. The conversion probability of photons into chameleons in a magnetized region with a constant magnetic field  $B$  over a distance  $l$  is given by [8]

$$p_{\gamma \rightarrow \phi}(l) = \frac{\beta_\gamma^2 B^2 l_\omega^2}{4m_{\text{pl}}^2} \sin^2 \frac{l}{l_\omega}, \quad (1)$$

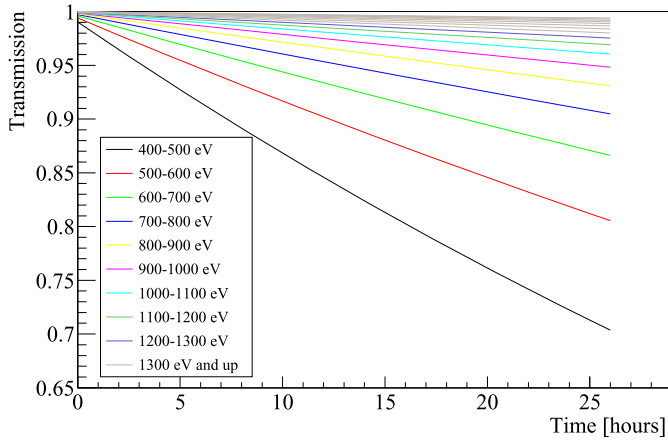
where the Planck mass is  $m_{\text{pl}} \sim 2 \times 10^{18}$  GeV, the coherence length is given by  $l_\omega = \frac{4\omega}{m_{\text{eff}}^2}$  and the effective mass of the chameleon is

$$m_{\text{eff}}^2 = \beta_m^{(n+2)/(n+1)} \omega_\rho^2 - \omega_{\text{pl}}^2, \quad (2)$$

where we have defined



**Fig. 4.** Comparison of the spectrum that was taken immediately after the cool-down of the SDD, with the ones taken 3, 7, 21 and 25 h later. The form of the histograms clearly indicates a progressive deposition of an absorption layer on the detector surface. The simulated data (continuous line) correspond to the deposition of a  $C_3H_6$  film on the surface of the detector.

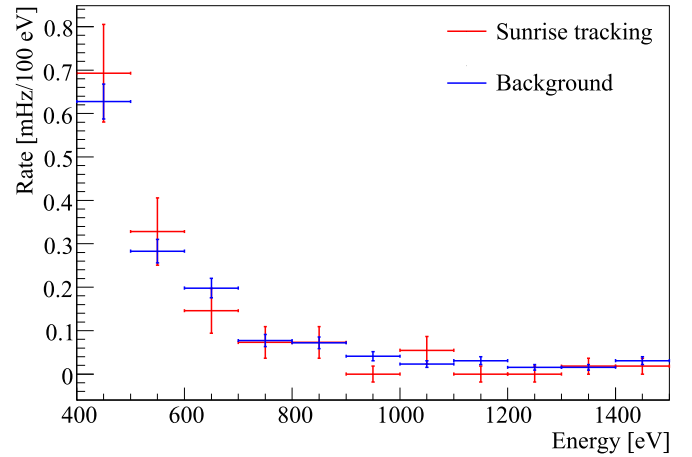


**Fig. 5.** The drop in transmission due to the increasing deposition of the hydrocarbon film on the surface of the detector, for each energy bin, at the energy range of interest (400–1500 eV).

$$\omega_\rho^2 = \frac{(n+1)\rho}{m_{pl}} \left( \frac{\rho}{nm_{pl}\Lambda^{n+4}} \right)^{1/(n+1)} \quad (3)$$

and the plasma frequency is  $\omega_{pl}^2 = \frac{4\pi\alpha\rho}{m_e m_p}$ . We have introduced the fine structure constant  $\alpha \sim 1/137$  and the proton and electron masses  $m_p$  and  $m_e$ . The mass of the chameleon depends on the density  $\rho$  and the coupling to matter  $\beta_m$ . The index  $n > 0$  defines the chameleon model and comes from the scalar potential  $\frac{\Lambda^{n+4}}{\phi^n}$  where  $\Lambda \sim 10^{-3}$  eV is the dark energy scale. We have assumed that the mixing angle  $\theta = \frac{\omega\beta_\gamma}{m_{pl}m_{eff}^2} \lesssim 1$ .

Photons in the solar plasma perform a random walk. When they have moved by a radial distance  $d(l)$  in one second, they have undergone  $N(l)$  collisions with the plasma where  $l$  is the distance between two collisions



**Fig. 6.** Combined spectra of the rate during sunrise tracking and during background measurements.

$$N(l) = \frac{c}{d(l)}, \quad d(l) = l\sqrt{N(l)}. \quad (4)$$

The distance  $l$  is distributed according to a Poisson law with average  $\lambda$  given by the mean free path. In a solar region of width  $\Delta R$  where the mean free path and the magnetic field are (nearly) constant, the conversion probability into chameleons is given by

$$d\mathcal{P}(l) = \frac{\Delta R}{d(l)} N(l) p_{\gamma \rightarrow \phi}(l) e^{-l/\lambda} \frac{dl}{\lambda}. \quad (5)$$

Summing over the total number of cells defined by  $R_\odot/\Delta R$  we get the conversion rate per unit length

$$\frac{d\mathcal{P}}{dx} = \sqrt{\frac{c}{l_\omega(r)}} \frac{\beta_\gamma^2 B^2(r) l_\omega^2(r) R_\odot}{4m_{pl}^2 \lambda(r)} \int_0^\infty \frac{\sin^2 y}{y^{3/2}} e^{-l_\omega(r)y/\lambda(r)} dy, \quad (6)$$



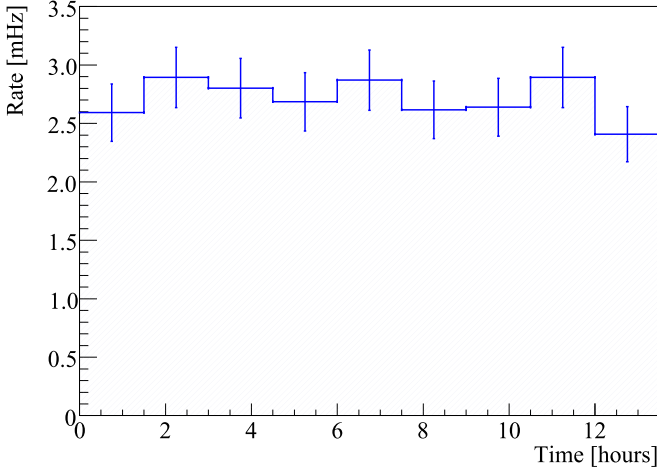


Fig. 7. Evolution of low energy background (300–600 eV) with time.

which depends on the radius  $r$  from the center of the Sun. The conversion probability is obtained by integrating the conversion rate over  $x = r/R_\odot$ .

In the tachocline, and for the range of energies of interest it turns out that  $l_\omega(r) \ll \lambda(r)$ , implying that the conversion rate simplifies greatly

$$\frac{d\mathcal{P}}{dx} = C \sqrt{\frac{c}{l_\omega(r)}} \frac{\beta_\gamma^2 B^2(r) l_\omega^2(r) R_\odot}{4m_{\text{pl}}^2 \lambda(r)}, \quad (7)$$

where  $C = \int_0^\infty \frac{\sin^2 y}{y^{3/2}} dy$ . Notice that the spectrum depends on  $\omega^{3/2}$  and not  $\omega^2$  due to the random walk of the photons in the solar plasma, and the  $\sqrt{N(l)}$  excursions of the photons covering the distance  $d(l)$  in one second. In practice and in the absence of a resonance where  $m_{\text{eff}}^2$  vanishes somewhere in the tachocline for a large value of  $\beta_m$ , the effective mass of the chameleon is essentially independent of the coupling to matter  $\beta_m$ . This implies that the conversion probability depends only on the coupling to photons,  $\beta_\gamma$ .

The chameleon flux leaving the Sun is simply given by

$$\Phi_{\text{cham}}(\omega) = \int_0^1 n_\gamma p_\gamma \frac{d\mathcal{P}}{dx} dx, \quad (8)$$

where the integrand vanishes outside the tachocline. It depends on the photon flux  $n_\gamma$  and the photon spectrum  $p_\gamma$ . The spectral dependence of this flux is in  $\omega^{3/2} p_\gamma(\omega) \sim \frac{\omega^{7/2}}{e^{\omega/T} - 1}$ , where  $T$  is the photon temperature in the tachocline, with a maximum around  $\omega_{\text{max}} \sim 600$  eV. The total luminosity of the Sun in chameleons is given by

$$L_{\text{cham}} = \int_0^\infty \omega \Phi_{\text{cham}}(\omega) d\omega, \quad (9)$$

which depends on  $\beta_\gamma^2$ . We calibrate  $\beta_\gamma$  in such a way that the chameleon luminosity does not exceed 10% of the solar luminosity. For  $n = 1$  and a tachocline of width  $0.01 R_\odot$  located at a radius  $0.7 R_\odot$  and a magnetic field of 10 T, the chameleons saturate the solar luminosity bound for  $\beta_\gamma^{\text{sun}} = 10^{10.81}$ . As the number of regenerated photons in the CAST detector is proportional to  $\beta_\gamma^4$ , this gives an upper limit to the number of photons that one may expect to detect. In the following, we shall see how the likelihood analysis takes into account the solar bound on the chameleon luminosity.

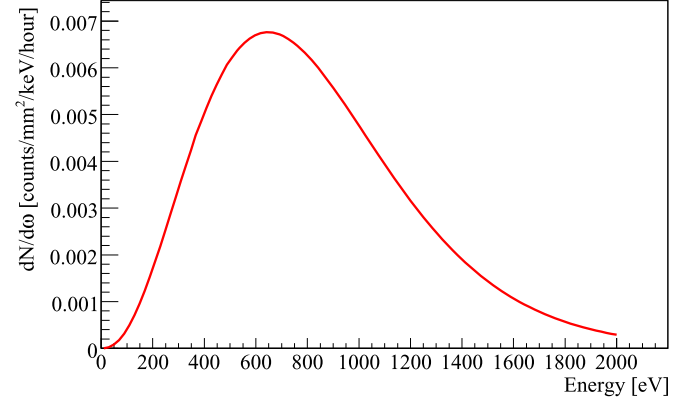


Fig. 8. Expected number of photons arriving at the SDD, for  $\beta_\gamma^{\text{sun}} = 10^{10.81}$ , assuming all chameleons pass through the full magnetic length of the CAST magnet and assuming no absorbing material upstream of the cold bore.

## 7. Analysis and results

The cold bore diameter of 43 mm at the upstream end of the magnetic region of  $L_0 = 9.26$  m results in an aperture of 3.5 mrad as seen by the SDD. Chameleons emitted from larger angles up to the tachocline (6.5 mrad for a sphere diameter of  $0.7 R_\odot$ ) traverse less than the full magnetic length of the magnet. A simulation of the CAST geometry was carried out and the results were that 15.7% of emitted chameleons passed through the full field length, the remainder pass through varying lengths ( $L$ ) which when integrated and scaled by the  $(L/L_0)^2$  factor are equivalent to a further 23.2% passing through the full length. In total a scale factor ( $F$ ) of 38.9% has to be applied to the expected number of photons to account for the fact that not all chameleons that reach the detector pass through the full magnetic length.

All chameleons from the tachocline incident on the SDD must pass via the lead shielding on the sunset side of the magnet before entering the magnet cold bores. The 400 eV energy threshold in the analysis is well above the maximum chameleon effective mass in lead ( $m_{\text{eff}} = 135$  eV for  $n = 1$ ,  $\beta_m = 10^6$ ), hence no absorption effects occur within our region of interest.

The expected number of photons from chameleon conversion inside the CAST magnet, that will reach the SDD is calculated from the theoretical photon spectrum (Fig. 8) arriving at our detector taking into account the total tracking time, the quantum efficiency of the detector, the magnetic length that the chameleons travel inside CAST, the absorption phenomena on the surface of the SDD and the area of the detector:

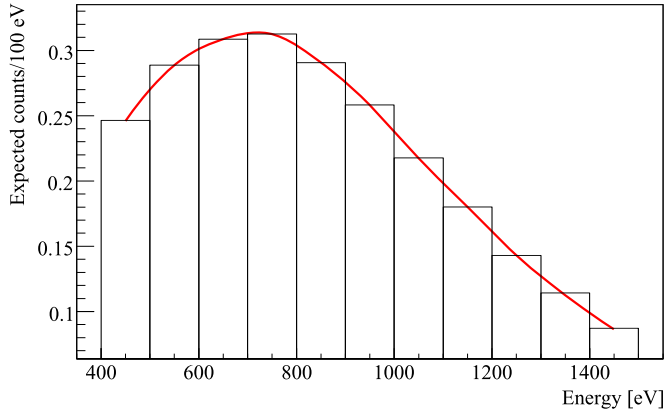
$$N_i^{\text{ch}} = f(E_i, \beta_\gamma^4) \times A_{\text{SDD}} \times t \times F \times \varepsilon_q \times \varepsilon_{\text{abs}} \times dE, \quad (10)$$

where the index  $i$  runs over the energy bins,  $f(E_i)$  is the expected number of photons given in cts/100 eV/mm<sup>2</sup>/s in front of our detector, calculated with  $\beta_\gamma^{\text{sun}} = 10^{10.81}$  and having travelled the full length of the CAST magnet,  $A_{\text{SDD}}$  the area of the detector,  $t$  the total tracking time in seconds,  $\varepsilon_q$  the quantum efficiency of the detector,  $\varepsilon_{\text{abs}}$  the transmission of the thin absorbing layer, that has accumulated after 2 h on its surface, and  $dE$  the energy bin size. The resulting spectrum is shown in Fig. 9.

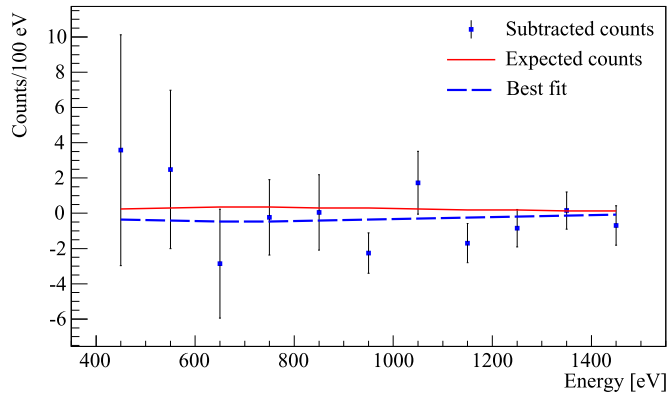
The analysis of the data has been performed by using the likelihood method. For data that follow a Poisson distribution the likelihood function can be expressed as

$$\log(L) = \sum_i (-\lambda_i + t_i \log(\lambda_i) - \log(t_i!)), \quad (11)$$

where  $t_i$  is the number of tracking counts in the energy bin  $i$  and  $\lambda_i$  is the expected number of counts:



**Fig. 9.** Expected number of photons ( $\beta_\gamma^{\text{sun}} = 10^{10.81}$ ) to be detected by the SDD taking into account the total tracking time.



**Fig. 10.** Subtracted counts, expected number of counts during the solar tracking (red) and best fit to the data from the maximisation of the Likelihood (blue).

$$\lambda_i = b_i + N_i C, \quad (12)$$

with  $b_i$  the expected background in energy bin  $i$  and  $N_i C$  the expected number of photons from chameleon conversion, which is proportional to the quantity  $\beta_\gamma^4$  (eq. (10)). For simplicity we choose the free parameter as  $C = (\beta_\gamma / \beta_\gamma^{\text{sun}})^4$  to evaluate the data.

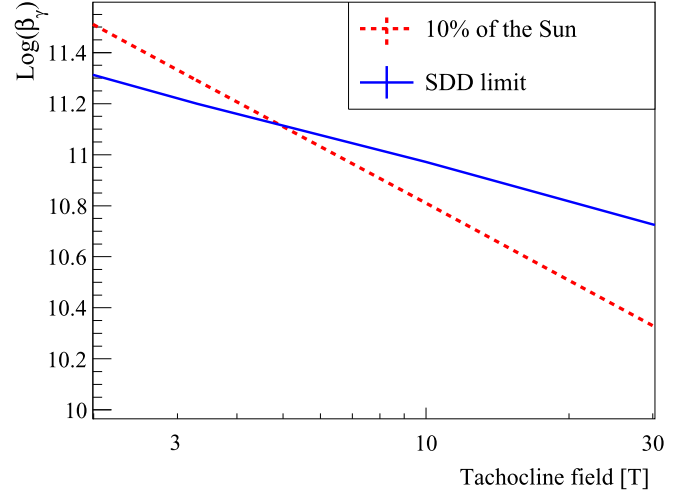
The maximum of  $\log(L)$  will be achieved by tuning the parameter  $C$ . The obtained value  $C_{\text{Best fit}}$  is compatible with the null hypothesis within 1 sigma. In Fig. 10 the subtracted counts, tracking minus background (normalized to tracking time), together with the expected photon signal from chameleon conversion, and the best fit to our data are shown.

The upper limit on  $\beta_\gamma$  is then obtained by integrating the Bayesian probability with respect to  $C$  from 0 up to 95%, considering only the non-negative part of the distribution. The resulting bound on  $\beta_\gamma$  is

$$\beta_\gamma \leq 9.26 \times 10^{10} \text{ at 95\% CL.} \quad (13)$$

Our result can be modulated depending on the type of solar model considered. Indeed, we have focused on the  $B = 10$  T case in the tachocline. The uncertainty on the tachocline field is believed to be in the range 4 to 25–30 T [22–24]. Hence the CAST limit on the photon coupling can be shifted by a factor of about plus or minus  $2.5^{1/2}$  as can be seen in Fig. 11. The limit obtained with the SDD is actually lower than the solar luminosity bound for values of tachocline magnetic fields below 4.9 T.

Additionally, we have shifted the position of the tachocline down to  $0.66 R_\odot$  and increased its width from  $0.01 R_\odot$  to  $0.04 R_\odot$ .



**Fig. 11.** The CAST limit on  $\beta_\gamma$  for different values of magnetic field in the tachocline.

**Table 1**

Upper limit on  $\beta_\gamma$  derived from our measurements for different solar models, all for 10% solar luminosity bound.

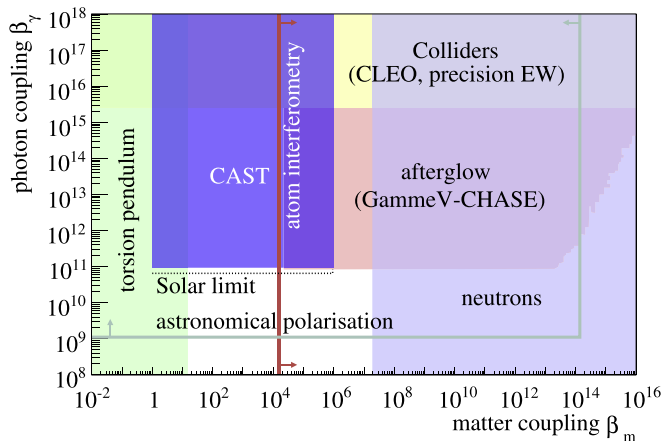
Tachocline [ $\odot$ ]	Width [ $\odot$ ]	$\beta_\gamma$ at 95% CL	$\beta_\gamma^{\text{sun}}$
0.66	0.04	$5.69 \times 10^{10}$	$2.95 \times 10^{10}$
0.66	0.01	$8.9 \times 10^{10}$	$5.89 \times 10^{10}$
0.7	0.1 linear	$7.29 \times 10^{10}$	$3.47 \times 10^{10}$

We have also considered a linearly decreasing magnetic field (10 T at  $0.7 R_\odot$  down to 0 T at  $0.8 R_\odot$ ). The changes to the bound on  $\beta_\gamma$  can be found in Table 1. On the whole and irrespectively of the astrophysics of the tachocline, we have found that the coupling of photons to chameleons satisfies  $\beta_\gamma \leq 10^{11}$ .

## 8. Discussion

The parameter space of chameleons is determined by the coupling constants to matter and radiation, and a discrete index  $n$  which specifies the type of dark energy model under consideration. Our result for the upper limit on  $\beta_\gamma$  is presented in Fig. 12, together with other experimental bounds. A number of experiments are totally insensitive to the coupling to photons resulting in vertical lines in the figure. The torsion pendulum tests of the presence of new scalar forces lead to a lower bound on the coupling to matter (in green) [25]. Neutron interferometry tests lead to an upper bound (lilac) [26]. Presently, the atom-interferometry technique is promising the largest reduction in the upper bound [27] on the coupling to matter. Precision tests of the standard model are only sensitive to the coupling to gauge fields, i.e. here to photons, and provide a large upper bound. From astrophysics, an analysis of the polarisation of the light coming from astronomical objects provides a bound of  $\beta_\gamma > 1.1 \times 10^9$  [28].

The results we have presented here for solar chameleons are only valid for values of the matter coupling below the resonance threshold in the production mechanism at the tachocline ( $\beta_m < 10^6$ ). For larger values of the matter coupling, the large values of the mass of the chameleon inside the tachocline compared to the plasma mass lead to a large suppression. The CHASE experiment is sensitive to the photon coupling up to large values of the matter coupling ( $\beta_m \sim 10^{14}$ ). The region above  $\beta_m = 1.9 \times 10^7$  is already excluded by the neutron experiments. At low  $\beta_m$ , our results extend the CHASE coverage by over three orders of magnitude to below  $\beta_m = 10$  into a region already excluded by torsion pendulum bounds.



**Fig. 12.** The exclusion region for chameleons in the  $\beta_\gamma$ – $\beta_m$  plane, achieved by CAST in 2013 (purple). We show the bounds set by torsion pendulum tests (in green) [25], neutron interferometry measurements (lilac) [26], CHASE (pale orange) [12] and collider experiments (yellow) [30]. The forecasts of the atom-interferometry technique [27] and the astronomical polarisation [28] are represented with lines.

**Table 2**

Upper limit on  $\beta_\gamma$  derived at CAST for different values of the index  $n$  which defines the chameleon model.

index $n$	$\beta_\gamma$ at 95% CL
1	$9.26 \times 10^{10}$
2	$9.21 \times 10^{10}$
4	$9.20 \times 10^{10}$
6	$9.19 \times 10^{10}$

Higher values of  $n$  could be envisaged but would not alter the physical picture discussed here (see [7] for a discussion of the  $n = 4$  case). Our results are to a large extent insensitive to  $n$  (Table 2), provided we are only interested in the region of parameter space below the resonance in the matter coupling.

We studied the uncertainties in the assumptions for the solar model and their effect on the CAST result. If for example the solar luminosity bound is reduced by a factor 10,  $\beta_\gamma^{\text{sun}}$  is reduced by a factor  $10^{1/2}$ , whilst  $\beta_\gamma$  remains constant, resulting in a weaker limit relative to the solar luminosity bound. Rather conservatively, the details of the radial field strength and its distribution at the tachocline may affect the  $\beta_\gamma$  limit by a factor of 1.6 (Table 1). For the uncertainty on the magnitude of the magnetic field at the tachocline we have considered a range from 4 to 25–30 T, which produces an uncertainty in  $\beta_\gamma$  of a factor of about 1.6 up and down respectively (Fig. 11).

All in all, we find that the chameleon parameter space has been significantly reduced. Additional CAST data with the InGrid detector and an X-ray telescope will improve the photon coupling sensitivity beyond the solar bound in the near future. In parallel CAST is developing a detection technique which exploits the coupling of chameleons to matter. Chameleons of solar origin, focused by an X-ray telescope on CAST, can be directly detected by a radiation pressure device [29].

## 9. Conclusions

CAST has made a first dedicated sub-keV search for solar chameleons based on the Primakoff effect. This search, running in a vacuum configuration using a readily-available apparatus, did not observe an excess above background and has set a limit for the coupling strength to photons which for  $n \geq 1$  excludes a new region of parameter space covering 3 orders of magnitude in matter

coupling and reaches down to the level of photon coupling corresponding to both the 10% solar luminosity bound and also the limit derived by CHASE.

## Acknowledgments

We thank CERN for hosting the experiment and for the technical support to operate the magnet and the cryogenics. We thank CERN PH-DT and TE-CRG groups for technical support to build the X-ray detector system and A. Niculae (PNDetector) for technical advice.

We acknowledge support from NSERC (Canada), MSES (Croatia), CEA (France), BMBF (Germany) under the grant numbers 05 CC2EEA/9 and 05CC1RD1/0 and DFG (Germany) under grant numbers HO 1400/7-1 and EXC-153, GSRT (Greece), NSRF: Heracleitus II, RFFR (Russia), the Spanish Ministry of Economy and Competitiveness (MINECO) under Grants No. FPA2008-03456, No. FPA2011-24058 and EIC-CERN-2011-0006. This work was partially funded by the European Regional Development Fund (ERDF/FEDER), the European Research Council (ERC) under grant ERC-2009-StG-240054 (T-REX), Turkish Atomic Energy Authority (TAEK), NASA under the grant number NAG5-10842. Part of this work was performed under the auspices of the U.S. Department of Energy by Lawrence Livermore National Laboratory under Contract No. DE-AC52-07NA27344. P. Brax acknowledges partial support from the European Union FP7 ITN INVISIBLES (Marie Curie Actions, PITN-GA-2011-289442) and from the Agence Nationale de la Recherche under contract ANR 2010 BLANC 0413 01.

## References

- [1] E.J. Copeland, M. Sami, S. Tsujikawa, Dynamics of dark energy, *Int. J. Mod. Phys. D* 15 (2006) 1753, arXiv:hep-th/0603057.
- [2] T. Clifton, P.G. Ferreira, A. Padilla, C. Skordis, Modified gravity and cosmology, *Phys. Rep.* 513 (2012) 1, arXiv:1106.2476.
- [3] J. Khoury, A. Weltman, Chameleon fields: awaiting surprises for tests of gravity in space, *Phys. Rev. Lett.* 93 (2004) 171104, arXiv:astro-ph/0309300.
- [4] J. Khoury, A. Weltman, Chameleon cosmology, *Phys. Rev. D* 69 (2004) 044026, arXiv:astro-ph/0309411.
- [5] P. Brax, C. van de Bruck, A. Davis, J. Khoury, A. Weltman, Detecting dark energy in orbit: the cosmological chameleon, *Phys. Rev. D* 70 (2004) 123518, arXiv:astro-ph/0408415.
- [6] A. Joyce, B. Jain, J. Khoury, M. Trodden, Beyond the cosmological Standard Model, arXiv:1407.0059.
- [7] P. Brax, K. Zioutas, Solar chameleons, *Phys. Rev. D* 82 (2010) 1004.1846, arXiv:1004.1846.
- [8] P. Brax, A. Lindner, K. Zioutas, Detection prospects for solar and terrestrial chameleons, *Phys. Rev. D* 85 (2012) 043014, arXiv:1110.2583.
- [9] K. Zioutas, et al., A decommissioned LHC model magnet as an axion telescope, *Nucl. Instrum. Methods A* 425 (1999) 480, arXiv:astro-ph/9801176.
- [10] P. Brax, A. Upadhye, Chameleon fragmentation, *J. Cosmol. Astropart. Phys.* 1402 (2014) 018, arXiv:1312.2747.
- [11] K. Hinterbichler, J. Khoury, H. Nastaser, Atom-interferometry constraints on dark energy, *J. High Energy Phys.* 1103 (2011) 061, arXiv:1012.4462.
- [12] J.H. Steffen, et al., Laboratory constraints on chameleon dark energy and power-law fields, *Phys. Rev. Lett.* 105 (2010) 261803, arXiv:1010.0988.
- [13] A. Upadhye, J.H. Steffen, A.S. Chou, Designing dark energy afterglow experiments, *Phys. Rev. D* 86 (2012) 035006, arXiv:1204.5476.
- [14] K. Zioutas, et al., CAST Collaboration, First results from the CERN Axion Solar Telescope (CAST), *Phys. Rev. Lett.* 94 (2005) 121301, arXiv:hep-ex/0411033.
- [15] S. Andriamonje, et al., CAST Collaboration, An improved limit on the axion-photon coupling from the CAST experiment, *J. Cosmol. Astropart. Phys.* 0704 (2007) 010, arXiv:hep-ex/0702006.
- [16] E. Arik, et al., CAST Collaboration, Probing eV-scale axions with CAST, *J. Cosmol. Astropart. Phys.* 0902 (2009) 008, arXiv:0810.4482.
- [17] M. Arik, et al., CAST Collaboration, Search for sub-eV mass solar axions by the CERN Axion Solar Telescope with  $^3\text{He}$  buffer gas, *Phys. Rev. Lett.* 107 (2011) 261302, arXiv:1106.3919.
- [18] M. Arik, et al., CAST Collaboration, Search for solar axions by the CERN Axion Solar Telescope with  $^3\text{He}$  buffer gas: closing the hot dark matter gap, *Phys. Rev. Lett.* 112 (2014) 091302, arXiv:1307.1985.



- [19] C. Krieger, J. Kaminski, K. Desch, InGrid-based X-ray detector for low background searches, *Nucl. Instrum. Methods A* 729 (2013) 905.
- [20] E. Gatti, P. Rehak, Semiconductor drift chamber — an application of a novel charge transport scheme, *Nucl. Instrum. Methods A* 225 (1984) 608.
- [21] T. Vafeiadis, Contribution to the search for solar axions in the CAST experiment, PhD thesis, CERN/Aristotle University of Thessaloniki, Thessaloniki, Greece, 2012, CERN-THESIS-2012-349.
- [22] M.A. Weber, Y. Fan, M.S. Miesch, Comparing simulations of rising flux tubes through the solar convection zone with observations of solar active regions: constraining the dynamo field strength, *Sol. Phys.* 287 (1–2) (2013) 239–263.
- [23] P. Caligari, F. Moreno-Insertis, M. Schussler, Emerging flux tubes in the solar convection zone. 1: Asymmetry, tilt, and emergence latitude, *Astrophys. J.* 441 (2) (1995) 886–902.
- [24] H.M. Antia, S.M. Chitre, M.J. Thompson, On variation of the latitudinal structure of the solar convection zone, *Astron. Astrophys.* 399 (2003) 329–336.
- [25] A. Upadhye, Dark energy fifth forces in torsion pendulum experiments, *Phys. Rev. D* 86 (2012) 102003, arXiv:1209.0211.
- [26] H. Lemmel, et al., Neutron interferometry constrains dark energy fields, *Phys. Lett. B* 743 (2015) 310, arXiv:1502.06023.
- [27] P. Hamilton, M. Jaffe, P. Haslinger, Q. Simmons, H. Müller, Atom-interferometry constraints on dark energy, arXiv:1502.03888.
- [28] C. Burrage, A. Davis, D.J. Shaw, Detecting chameleons: the astronomical polarization produced by chameleon-like scalar fields, *Phys. Rev. D* 79 (2009) 044028, arXiv:0809.1763.
- [29] S. Baum, G. Cantatore, D.H.H. Hoffmann, M. Karuza, Y.K. Semertzidis, A. Upadhye, K. Zioutas, Detecting solar chameleons through radiation pressure, *Phys. Lett. B* 739 (2014) 167, arXiv:1409.3852.
- [30] P. Brax, C. Burrage, A. Davis, D. Seery, A. Weltman, Collider constraints on interactions of dark energy with the Standard Model, *J. High Energy Phys.* 0909 (2009) 128, arXiv:0904.3002.