

Towards the physical point hadronic vacuum polarisation from Möbius DWF

Marina Marinkovic^{*a,b}, Peter Boyle^c, Luigi Del Debbio^c, Andreas Jüttner^a, Kim Maltman^{d,e}, Antonin Portelli^a

^a*School of Physics and Astronomy, University of Southampton, Southampton SO17 1BJ, UK*

^b*CERN, Physics Department, 1211 Geneva 23, Switzerland*

^c*School of Physics & Astronomy, University of Edinburgh, EH9 3JZ, UK*

^d*Department of Physics and Astronomy, York University, Toronto, Ontario, Canada M3J 1P3*

^e*CSSM, University of Adelaide, Adelaide SA 5005 Australia*

E-mail:

marina.marinkovic@cern.ch, paboyle@ed.ac.uk, luigi.del.debbio@ed.ac.uk,
a.portelli@soton.ac.uk, kmaltman@yorku.ca, a.juettner@soton.ac.uk

We present steps towards the computation of the leading-order hadronic contribution to the muon anomalous magnetic moment on RBC/UKQCD physical point DWF ensembles. We discuss several methods for controlling and reducing uncertainties associated to the determination of the HVP form factor.

*The 32nd International Symposium on Lattice Field Theory
23-28 June, 2014
Columbia University New York, NY*

*Speaker.

1. Introduction

The anomalous magnetic moment of the muon is one of the most precisely measured quantities in particle physics and it provides a stringent test of the standard model. The current experimental measurement and theoretical prediction of the muon anomalous magnetic moment $a_\mu = (g-2)_\mu/2$ show a tension ranging between 3 and 4 standard deviations [1, 2]. With the planned improvement of the experimental precision at Fermilab and at J-PARC, further reduction of the theoretical uncertainty is required, in order to be able to resolve the current discrepancy and potentially gain insight into new physics. The dominant uncertainties in the theoretical prediction of a_μ are of hadronic origin: the error of the leading hadronic contribution (a_μ^{HLO}) and the error of the hadronic light by light contribution (a_μ^{HLbL}). Since it was worked out that the hadronic vacuum polarization (HVP) can be evaluated in Euclidean space-time [3], the extraction of a_μ^{HLO} from first principles has become one of the long-standing goals of lattice community (for a recent review see [4]).

The leading hadronic contribution to a_μ is obtained as

$$a_\mu^{\text{HLO}} = \left(\frac{\alpha}{\pi}\right)^2 \int_0^\infty dQ^2 f(Q^2) \times \hat{\Pi}(Q^2), \quad (1.1)$$

where $\hat{\Pi}(Q^2) = \Pi(Q^2) - \Pi(0)$ denotes the renormalized vacuum polarization tensor and $f(Q^2)$ is a known function diverging as $Q^2 \rightarrow 0$, so that the integrand is strongly peaked at $Q^2 \approx m_\mu^2/4$. Although the HVP function is accessible from lattice simulations, the total integral is dominated in the low momentum region where relative errors of $\Pi(Q^2)$ are enhanced. On top of that, the HVP determinations from the lattice show significant pion mass dependence [10], as well as significant decrease in the signal to noise ratio near $Q^2 = 0$ as $m_{ud} \rightarrow m_{ud}^{\text{phys}}$. All this makes the control the systematics in lattice determination of a_μ^{HLO} challenging even before performing the continuum extrapolation and including the finite volume effects, isospin breaking effects etc.

A traditional approach to extracting a_μ^{HLO} from lattice computations involves assuming a functional dependence for $\Pi(Q^2)$ and performing a fit of the lattice data to obtain the infrared subtraction $\Pi(0)$. Let us note that a number of recently proposed methods allow for direct computation of $\Pi(0)$ [11, 12], where the method of Ref. [11] requires additional computational effort that was not affordable with DWF fermions at the physical point and the application of [12] to the DWF ensembles still requires further investigation. In this work, we stick to the standard approach which requires the extrapolation to $\Pi(0)$. We eliminate the systematics from chiral extrapolation by measuring HVP directly at the physical quark mass and apply a series of Padé approximants [13] in an attempt to assess the systematics introduced by fitting.

2. DWF action, algorithms and computational strategy

In this preliminary work we use a single ensemble of $2 + 1$ flavors of Möbius domain wall fermions [5] with physical pion mass and lattice extent $48^3 \times 96 \times 24$ (see the left panel of Figure 1). The ensemble generation has been done with the CPS QCD¹ package as a part of the wide spread effort of the RBC-UKQCD collaboration. We quote here only the total number of measured configurations $N_{\text{conf}} = 88$ separated by 20 molecular dynamics trajectories, the lattice spacing for

¹Columbia Physics Systems, <http://qcdoc.phys.columbia.edu/cps.html>

this ensemble $a^{-1} = 1.7295(38)\text{GeV}$ and the renormalization constant for the vector current $Z_V = 0.71076(25)$; for more details on the RBC-UKQCD DWF ensembles see [8]. The measurements of the HVP tensor are using the BAGEL² assembler kernel generator and the UKHadron codes. Its recent adaptation includes the hierarchically deflated conjugate gradient (HDCG) algorithm [6]. The usage of the HDCG algorithm on this particular ensemble gave us a $3.5\times$ speed up over EigCG and made this computation possible with the available computer resources due to the vastly reduced memory footprint (64 vs. 1500 vectors).

Our strategy for the extraction of the HVP form factor involved the computation of the local-conserved vector two point function, as previously done in [9, 10]

$$\Pi_{\mu\nu}(\hat{Q}) = a^4 \sum_x e^{iQx} \langle J_\mu^C(x) J_\nu^L(0) \rangle, \quad (2.1)$$

where J_μ^C denotes conserved Möbius current, J_ν^L denotes the local current and \hat{Q} are lattice momenta³. The conserved current for the Möbius DWF action and the details of its implementation are given in [7, 8]. The choice of local-conserved (L-C) correlator leaves one Ward identity intact and it is favourable over the computation of the local-local (L-L) and conserved-conserved (C-C) correlator. Namely, C-L still leaves the Ward identity $\hat{Q}_\mu \Pi_{\mu\nu}(\hat{Q}) = 0$ intact, while L-L on the lattice does not satisfy a WI for any of the indices, C-C has an additional contact term that needs to be subtracted and in addition C-C is computationally more expensive than the L-C construction for DWF.

We can then relate the HVP form factor with the HVP tensor

$$\Pi_{\mu\nu}(\hat{Q}) = (\delta_{\mu\nu} \hat{Q}^2 - \hat{Q}_\mu \hat{Q}_\nu) \Pi(\hat{Q}^2). \quad (2.2)$$

We work with the diagonal components of the HVP tensor, $\Pi_{\mu\mu}(\hat{Q})$, and furthermore only include in the analysis momenta which have no component in the μ direction, $\hat{Q}_\mu = 0$. This selection simplifies the calculation of the HVP form factor $\Pi(\hat{Q}^2) = \frac{\Pi_{\mu\nu}(\hat{Q})}{\hat{Q}^2}$ and eliminates a fraction of the unwanted cutoff effects [9].

3. Point source vs. stochastic sources

Extended stochastic sources have often been proven to be advantageous in the computation of the two point correlators [14], giving the significantly better statistical precision than the point source for same computational cost. The 'one-end trick' introduced in [14, 15] and tested for DWF in [16] has been a standard choice of RBC-UKQCD for the calculation of meson two-point and three-point functions. In order to find an optimal setup for the HVP computation on our physical point ensemble of interest, we carry out the same cost comparison of its computation with a $\mathbb{Z}(2) \times \mathbb{Z}(2)$ stochastic wall source [16] with a more conventional computation of the HVP with a point source. We find that after performing the Fourier transform in (2.1), the volume source performs significantly better than the point source in the large momentum region, but below momenta $\hat{Q}^2 \approx 0.2\text{GeV}^2$ the precision of the point outperforms the volume source we tested. This is illustrated in

²<http://www.ph.ed.ac.uk/~paboyle/bagel/Bagel.html>

³The components of the lattice momenta \hat{Q} are defined as $\hat{Q}_\mu = \frac{2}{a} \sin(\frac{aQ_\mu}{2})$.

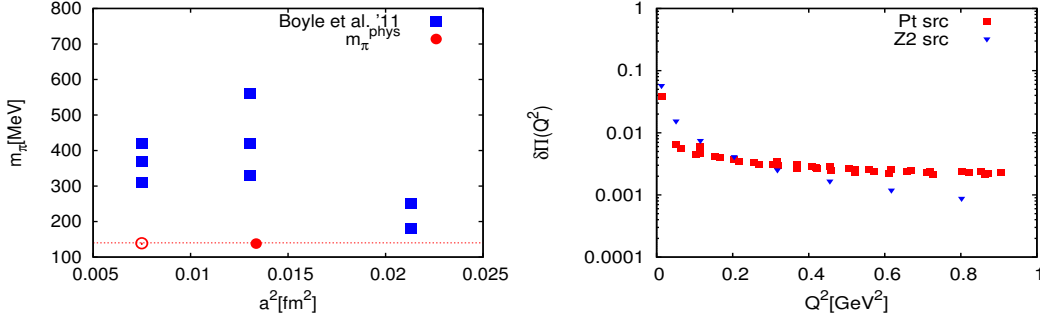


Figure 1: Left: overview of the $N_f = 2 + 1$ RBC-UKQCD ensembles used in the HVP programme. The full red circle denotes an ensemble used in this work, its lattice size being $48^3 \times 96 \times 24$ and $m_\pi = 138\text{GeV}$. Right: comparison of the relative precision of the scalar vacuum polarisation computed with a point source (squares) and a $\mathbb{Z}(2) \times \mathbb{Z}(2)$ stochastic source (triangles) averaged over 12 timeslices on a $48^3 \times 96 \times 24$ physical point DWF ensemble. On the y-axis we plot values of $\delta\Pi(\hat{Q}) = \Delta\Pi(\hat{Q})/\Pi(\hat{Q})$ obtained by the same number of source positions with both source types, while the x-axis reads lattice momenta \hat{Q}^2 in GeV^2 .

the right panel of Figure 1, where the relative statistical precision of $\Pi(\hat{Q}^2)$ for the two choices of the source averaged over 12 timeslices is shown. Since this low momentum region is the one where roughly 90% of the contribution to a_μ^{HLO} comes from [19], we expect the precision of the lattice data in this momentum range to be the most important for achieving the desired precision on a_μ^{HLO} . We therefore use point source data for the analysis presented in the following. It is possible that the noise characteristics may differ if different analysis methods are used [17] and that will be the subject of further study.

4. Padé fits

The evaluation of the integral (1.1) requires assuming a functional dependence of $\Pi(\hat{Q}^2)$. In the first attempts to obtain a_μ^{HLO} from the lattice, many of the functional forms used to date were based on Vector Meson Dominance (VMD). Recent studies, however, provide strong evidence that this approach introduces uncontrolled systematics [13, 18]. We use in this work a series of Padé fits

$$\Pi_{[N,D]}(\hat{Q}^2) = \frac{\sum_{n=0}^N a_n \hat{Q}^{2n}}{1 + \sum_{n=1}^D b_n \hat{Q}^{2n}} \quad (4.1)$$

to test the stability of the fit for different number of fit parameters, without relying on VMD. We use the physical pion mass data set described in Section 2 and perform [1,1], [2,1] and [2,2] Padé fits which have 3, 4 and 5 free parameters respectively. These lie in the sequence of Padés proposed in Ref. [13], known to be such that the full sequence converges to the actual polarization for any compact region in the complex plane excluding the cut along the negative real axis.

Let us first discuss the extrapolation of $\Pi(\hat{Q}^2)$ to $\hat{Q}^2 = 0$. In Figure 2 we show different orders of Padés applied to a fitting interval $[0, Q_C^2]$. For the lowest cut value we took $Q_C^2 = 1.5\text{GeV}^2$, the fit [2,2] gives large uncertainties and the extrapolated values of $\Pi(0)$ from all attempted fits are compatible with each other. For the remaining three values of Q_C^2 both Padés [2,1] and [2,2] give good χ^2 , while Padé [1,1] gives $\Pi(0)$ more than one sigma away from the higher order Padés. We

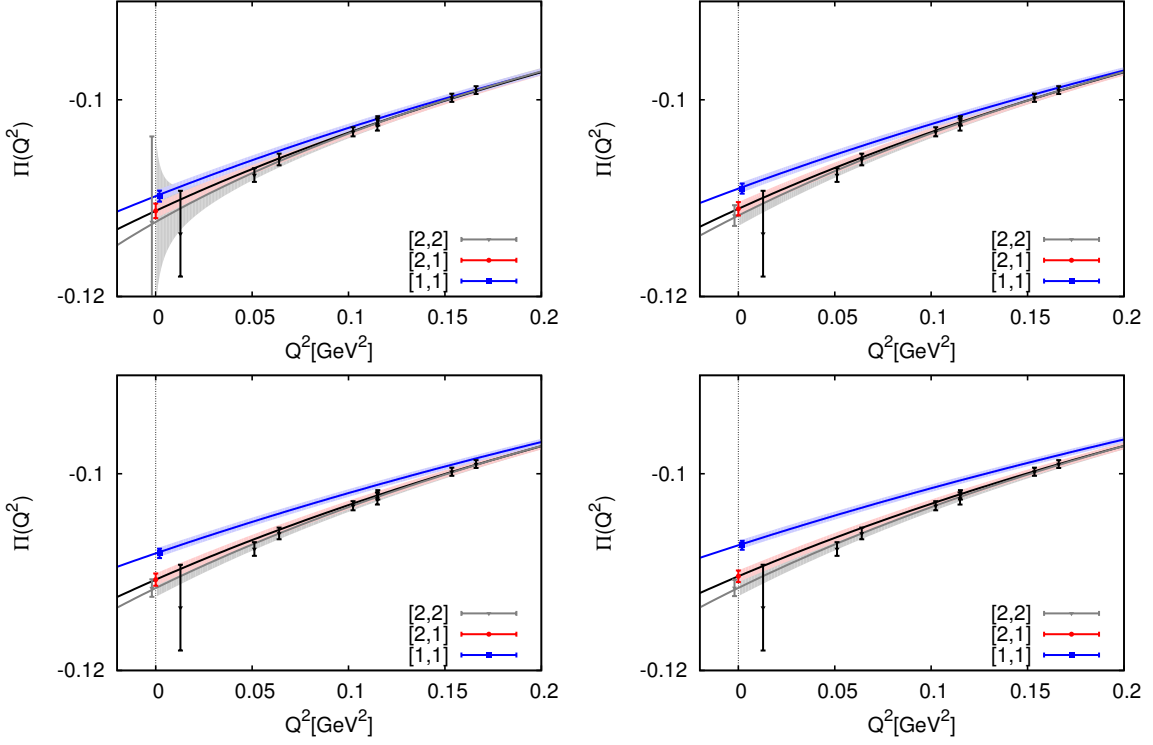


Figure 2: Using different Padés for extrapolating $\Pi(\hat{Q}^2)$ to $\hat{Q}^2 = 0$ on a $48^3 \times 96 \times 24$ lattice with $a^{-1} = 1.7295\text{GeV}$ and $m_\pi = 0.138\text{GeV}$. Upper left plot includes in the fit momenta up to $\hat{Q}^2 < Q_C^2 = 1.5\text{GeV}^2$, upper right includes $\hat{Q}^2 < Q_C^2 = 2\text{GeV}^2$, lower left plot includes $\hat{Q}^2 < Q_C^2 = 2.5\text{GeV}^2$ in the fits and lower right fits momenta up to $\hat{Q}^2 < Q_C^2 = 3\text{GeV}^2$.

illustrate this in the remaining three panels of Figure 2. For cut values $Q_C^2 = 2\text{GeV}^2; 2.5\text{GeV}^2$ and 3GeV^2 the extrapolated $\Pi(0)$ values from [2,1] and [2,2] Padés are compatible with each other and one might be tempted to consider [2,1] a fit of choice, since it has less free parameters than [2,2] and therefore gives better statistical precision. We will see in the following section that using lower order Padés in combination with higher cuts in the momenta Q_C^2 introduces systematics one would like to avoid.

5. Including large \hat{Q}^2 in the Padé fits

Including momenta up to higher values of Q_C^2 in Padé fits with small number of parameters is yet another potential source of systematic uncertainty. This was first observed for the dispersive model constructed for studying the uncertainties associated with different fits to lattice data for the vacuum polarization [18]. Namely, when the maximal momenta included in the fits of the $I = 1$ polarization data has been changed from $Q_C^2 = 1\text{GeV}^2$ to $Q_C^2 = 1.5\text{GeV}^2$, the value of the relevant vacuum polarization contribution is undershooting its true value, which in this particular model can be directly extracted from the hadronic τ -decays data (see right panel of Figure 3). We probe on our data set several values of Q_C^2 together with the Padé fits used in the previous section. In the left panel of Figure 3 we show the contributions $a_\mu^{\text{HLO}}(\hat{Q}^2 < 1\text{GeV}^2)$ resulting from different Padé fits on our data set. Only higher order Padés seem to give consistent contributions to a_μ^{HLO}

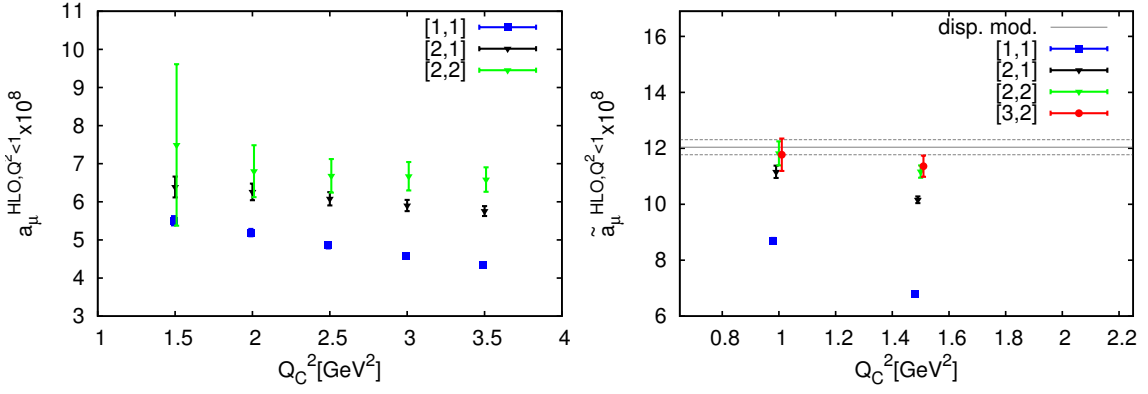


Figure 3: Left: contribution to a_μ^{HLO} when the corresponding Padé fits defined in eq. (4.1) are performed in the momenta region $\hat{Q}^2 \in [0, Q_C^2]$ for different values of maximal Q_C^2 included in the fit. Right: Result for the $l = 1$ non-strange polarization function obtained from the dispersive model defined in [18]. The plotted contributions to \tilde{a}_μ from the momenta region $[0, 1]\text{GeV}^2$ for different Pade approximants³ $[N, D]$ are taken from Table 1 in Ref. [18].

for higher values of Q_C^2 , as already suggested by the dispersive model study. In particular, on our ensemble and with the current statistics, both [1,1] and [2,1] Padé are not acceptable for the values of $Q_C^2 > 1.5\text{GeV}^2$. Even though the values of $a_\mu^{\text{HLO}}(\hat{Q}^2 < 1\text{GeV}^2)$ obtained by [2,1] Padé function look compatible for different values of Q_C^2 , note that the plotted values are correlated and once the correlations are subtracted, the spread comes out to be larger than the corresponding estimates of the statistical errors which favours either using higher order Padés such as [2,2] or some kind of hybrid methods along the lines of [19] where the fitting interval is significantly shorter.

6. Summary

We are measuring the leading order hadronic contribution to a_μ with 2 + 1 flavors of DWF fermions at the physical point. At this point of the calculation and on the studied physical point data set, we find that the point source gives better relative precision than the stochastic source with the one-end trick for the momenta $\hat{Q}^2 < 0.2\text{GeV}^2$, which is the region that gives most of the total a_μ^{HLO} contribution. We perform fits using Padé approximants, which constitute a model-independent parametrisation of the HVP form factor, and test how changing the number of free parameters and the fitting range affects the infrared subtraction and the evaluation of the integral (1.1). The Padés we employ lie in the sequence proposed in Ref. [13] and are guaranteed to converge to the actual polarization, but the systematics associated with the use of particular order Padés with particular choices of Q_C^2 remain to be explored in more detail. Progress stabilizing the fit results may also be possible using the conformal variable polynomial fit forms discussed in Ref. [18]. The contributions to a_μ^{HLO} we are getting in Section 5 are in the same ballpark as previous HVP computations, but with large statistical uncertainties. Therefore, already with this computation on a single ensemble we can see that more sophisticated methods are necessary to extract the value with the precision comparable to the experimental one.

³Note that Pade approximants $[N, D]$ plotted in the right panel of Figure 3 correspond to $[N-1, D]$ in the notation of Ref. [18].

7. Acknowledgements

This work is part of a brother programme of RBC-UKQCD collaboration and the authors thank its members and in particular members of DWF-GM2 working group for useful discussions. The research leading to these results has received funding from the European Research Council under the European Community's Seventh Framework Programme (FP7/2007-2013) ERC grant agreement No 279757. The authors also acknowledge STFC grants ST/J000396/1 and ST/L000296/1. The calculations reported here have been done on DIRAC Bluegene/Q computer at the University of Edinburgh's Advanced Computing Facility.

References

- [1] F. Jegerlehner and A. Nyffeler, *Phys. Rept.* **477** (2009) 1 [arXiv:0902.3360 [hep-ph]].
- [2] K. Hagiwara, R. Liao, A. D. Martin, D. Nomura and T. Teubner, *J. Phys. G* **38** (2011) 085003 [arXiv:1105.3149 [hep-ph]].
- [3] T. Blum, *Phys. Rev. Lett.* **91** (2003) 052001 [hep-lat/0212018].
- [4] M. Benayoun, J. Bijnens, T. Blum, I. Caprini, G. Colangelo, H. Czyz, A. Denig and C. A. Dominguez *et al.*, arXiv:1407.4021 [hep-ph].
- [5] R. C. Brower, H. Neff and K. Orginos, *Nucl. Phys. Proc. Suppl.* **140** (2005) 686 [hep-lat/0409118].
- [6] P. A. Boyle, arXiv:1402.2585 [hep-lat].
- [7] P. A. Boyle, *PoS LATTICE 2014* (2014) 437 [arXiv:1411.5728 [hep-lat]].
- [8] T. Blum *et al.* [RBC and UKQCD Collaborations], [arXiv:1411.7017 [hep-lat]].
- [9] E. Shintani, S. Aoki, H. Fukaya, S. Hashimoto, T. Kaneko, T. Onogi and N. Yamada, *Phys. Rev. D* **82** (2010) 074505 [arXiv:1002.0371 [hep-lat]].
- [10] P. Boyle, L. Del Debbio, E. Kerrane and J. Zanotti, *Phys. Rev. D* **85** (2012) 074504 [arXiv:1107.1497 [hep-lat]].
- [11] G. M. de Divitiis, R. Petronzio and N. Tantalo, *Phys. Lett. B* **718** (2012) 589 [arXiv:1208.5914 [hep-lat]].
- [12] B. Chakraborty, C. Davies, G. Donald, R. Dowdall, P. G. de Oliveira, J. Koponen, G. P. Lepage and T. Teubner, *PoS LATTICE 2014* (2014) 129 [arXiv:1410.8466 [hep-lat]].
- [13] C. Aubin, T. Blum, M. Golterman and S. Peris, *Phys. Rev. D* **86** (2012) 054509 [arXiv:1205.3695 [hep-lat]].
- [14] M. Foster *et al.* [UKQCD Collaboration], *Phys. Rev. D* **59** (1999) 074503 [hep-lat/9810021].
- [15] C. McNeile *et al.* [UKQCD Collaboration], *Phys. Rev. D* **74** (2006) 014508 [hep-lat/0604009].
- [16] P. A. Boyle, A. Juttner, C. Kelly and R. D. Kenway, *JHEP* **0808** (2008) 086 [arXiv:0804.1501 [hep-lat]].
- [17] C. Lehner and T. Izubuchi, *PoS LATTICE 2014* (2014) 436 [arXiv:1503.04395 [hep-lat]].
- [18] M. Golterman, K. Maltman and S. Peris, *Phys. Rev. D* **88** (2013) 114508 [arXiv:1309.2153 [hep-lat]].
- [19] M. Golterman, K. Maltman and S. Peris, *Phys. Rev. D* **90** (2014) 7, 074508 [arXiv:1405.2389 [hep-lat]].