

Planck 2015 results. XIV. Dark energy and modified gravity

Planck Collaboration: P. A. R. Ade⁹⁵, N. Aghanim⁶³, M. Arnaud⁷⁹, M. Ashdown^{75,7}, J. Aumont⁶³, C. Baccigalupi⁹³, A. J. Banday^{107,11}, R. B. Barreiro⁷⁰, N. Bartolo^{35,71}, E. Battaner^{109,110}, R. Battye⁷³, K. Benabed^{64,105}, A. Benoît⁶¹, A. Benoit-Lévy^{27,64,105}, J.-P. Bernard^{107,11}, M. Bersanelli^{38,52}, P. Bielewicz^{88,11,93}, J. J. Bock^{72,13}, A. Bonaldi⁷³, L. Bonavera⁷⁰, J. R. Bond¹⁰, J. Borrill^{16,99}, F. R. Bouchet^{64,97}, M. Bucher¹, C. Burigana^{51,36,53}, R. C. Butler⁵¹, E. Calabrese¹⁰², J.-F. Cardoso^{80,1,64}, A. Catalano^{81,78}, A. Challinor^{67,75,14}, A. Chamballu^{79,18,63}, H. C. Chiang^{31,8}, P. R. Christensen^{89,41}, S. Church¹⁰¹, D. L. Clements⁵⁹, S. Colombi^{64,105}, L. P. L. Colombo^{26,72}, C. Combet⁸¹, F. Couchot⁷⁷, A. Coulais⁷⁸, B. P. Crill^{72,13}, A. Curto^{70,7,75}, F. Cuttaia⁵¹, L. Danese⁹³, R. D. Davies⁷³, R. J. Davis⁷³, P. de Bernardis³⁷, A. de Rosa⁵¹, G. de Zotti^{48,93}, J. Delabrouille¹, F.-X. Désert⁵⁷, J. M. Diego⁷⁰, H. Dole^{63,62}, S. Donzelli⁵², O. Doré^{72,13}, M. Douspis⁶³, A. Ducout^{64,59}, X. Dupac⁴³, G. Efstathiou⁶⁷, F. Elsner^{27,64,105}, T. A. Enßlin⁸⁵, H. K. Eriksen⁶⁸, J. Fergusson¹⁴, F. Finelli^{51,53}, O. Forni^{107,11}, M. Frailis⁵⁰, A. A. Fraisse³¹, E. Franceschi⁵¹, A. Frejsel⁸⁹, S. Galeotta⁵⁰, S. Galli⁷⁴, K. Ganga¹, M. Giard^{107,11}, Y. Giraud-Héraud¹, E. Gjerløw⁶⁸, J. González-Nuevo^{22,70}, K. M. Górski^{72,112}, S. Gratton^{75,67}, A. Gregorio^{39,50,56}, A. Gruppuso⁵¹, J. E. Gudmundsson^{103,91,31}, F. K. Hansen⁶⁸, D. Hanson^{86,72,10}, D. L. Harrison^{67,75}, A. Heavens⁵⁹, G. Helou¹³, S. Henrot-Versillé⁷⁷, C. Hernández-Monteagudo^{15,85}, D. Herranz⁷⁰, S. R. Hildebrandt^{72,13}, E. Hivon^{64,105}, M. Hobson⁷, W. A. Holmes⁷², A. Hornstrup¹⁹, W. Hovest⁸⁵, Z. Huang¹⁰, K. M. Huffenberger²⁹, G. Hurier⁶³, A. H. Jaffe⁵⁹, T. R. Jaffe^{107,11}, W. C. Jones³¹, M. Juvela³⁰, E. Keihänen³⁰, R. Keskitalo¹⁶, T. S. Kisner⁸³, J. Knoche⁸⁵, M. Kunz^{20,63,3}, H. Kurki-Suonio^{30,47}, G. Lagache^{5,63}, A. Lähteenmäki^{2,47}, J.-M. Lamarre⁷⁸, A. Lasenby^{7,75}, M. Lattanzi³⁶, C. R. Lawrence⁷², R. Leonardi⁹, J. Lesgourgues^{65,104}, F. Levrier⁷⁸, A. Lewis²⁸, M. Liguori^{35,71}, P. B. Lilje⁶⁸, M. Linden-Vørnle¹⁹, M. López-Caniego^{43,70}, P. M. Lubin³³, Y.-Z. Ma^{25,73}, J. F. Macías-Pérez⁸¹, G. Maggio⁵⁰, D. Maino^{38,52}, N. Mandolesi^{51,36}, A. Mangilli^{63,77}, A. Marchini⁵⁴, M. Maris⁵⁰, P. G. Martin¹⁰, M. Martinelli¹¹¹, E. Martínez-González⁷⁰, S. Masi³⁷, S. Matarrese^{35,71,45}, P. McGehee⁶⁰, P. R. Meinhold³³, A. Melchiorri^{37,54}, L. Mendes⁴³, A. Mennella^{38,52}, M. Migliaccio^{67,75}, S. Mitra^{58,72}, M.-A. Miville-Deschênes^{63,10}, A. Moneti⁶⁴, L. Montier^{107,11}, G. Morgante⁵¹, D. Mortlock⁵⁹, A. Moss⁹⁶, D. Munshi⁹⁵, J. A. Murphy⁸⁷, A. Narimani²⁵, P. Naselsky^{90,42}, F. Nati³¹, P. Natoli^{36,4,51}, C. B. Netterfield²³, H. U. Nørgaard-Nielsen¹⁹, F. Noviello⁷³, D. Novikov⁸⁴, I. Novikov^{89,84}, C. A. Oxborrow¹⁹, F. Paci⁹³, L. Pagano^{37,54}, F. Pajot⁶³, D. Paoletti^{51,53}, F. Pasian⁵⁰, G. Patanchon¹, T. J. Pearson^{13,60}, O. Perdereau⁷⁷, L. Perotto⁸¹, F. Perrotta⁹³, V. Pettorino^{46 *}, F. Piacentini³⁷, M. Piat¹, E. Pierpaoli²⁶, D. Pietrobon⁷², S. Plaszczynski⁷⁷, E. Pointecouteau^{107,11}, G. Polenta^{4,49}, L. Popa⁶⁶, G. W. Pratt⁷⁹, G. Prézeau^{13,72}, S. Prunet^{64,105}, J.-L. Puget⁶³, J. P. Rachen^{24,85}, W. T. Reach¹⁰⁸, R. Rebolo^{69,17,21}, M. Reinecke⁸⁵, M. Remazeilles^{73,63,1}, C. Renault⁸¹, A. Renzi^{40,55}, I. Ristorcelli^{107,11}, G. Rocha^{72,13}, C. Rosset¹, M. Rossetti^{38,52}, G. Roudier^{1,78,72}, M. Rowan-Robinson⁵⁹, J. A. Rubiño-Martín^{69,21}, B. Rusholme⁶⁰, V. Salvatelli^{37,6}, M. Sandri⁵¹, D. Santos⁸¹, M. Savelainen^{30,47}, G. Savini⁹², B. M. Schaefer¹⁰⁶, D. Scott²⁵, M. D. Seiffert^{72,13}, E. P. S. Shellard¹⁴, L. D. Spencer⁹⁵, V. Stolyarov^{7,100,76}, R. Stompor¹, R. Sudiwala⁹⁵, R. Sunyaev^{85,98}, D. Sutton^{67,75}, A.-S. Suur-Uski^{30,47}, J.-F. Sygnet⁶⁴, J. A. Tauber⁴⁴, L. Terenzi^{94,51}, L. Toffolatti^{22,70,51}, M. Tomasi^{38,52}, M. Tristram⁷⁷, M. Tucci²⁰, J. Tuovinen¹², L. Valenziano⁵¹, J. Valiviita^{30,47}, B. Van Tent⁸², M. Viel^{50,56}, P. Vielva⁷⁰, F. Villa⁵¹, L. A. Wade⁷², B. D. Wandelt^{64,105,34}, I. K. Wehus^{72,68}, M. White³², D. Yvon¹⁸, A. Zacchei⁵⁰, and A. Zonca³³

(Affiliations can be found after the references)

February 5, 2015

ABSTRACT

We study the implications of *Planck* data for models of dark energy (DE) and modified gravity (MG), beyond the standard cosmological constant scenario. We start with cases where the DE only directly affects the background evolution, considering Taylor expansions of the equation of state $w(a)$, as well as principal component analysis and parameterizations related to the potential of a minimally coupled DE scalar field. When estimating the density of DE at early times, we significantly improve present constraints and find that it has to be below $\approx 2\%$ (at 95% confidence) of the critical density even when forced to play a role for $z < 50$ only. We then move to general parameterizations of the DE or MG perturbations that encompass both effective field theories and the phenomenology of gravitational potentials in MG models. Lastly, we test a range of specific models, such as k -essence, $f(R)$ theories and coupled DE. In addition to the latest *Planck* data, for our main analyses we use background constraints from baryonic acoustic oscillations, type-Ia supernovae and local measurements of the Hubble constant. We further show the impact of measurements of the cosmological perturbations, such as redshift-space distortions and weak gravitational lensing. These additional probes are important tools for testing MG models and for breaking degeneracies that are still present in the combination of *Planck* and background data sets. All results that include only background parameterizations (expansion of the equation of state, early DE, general potentials in minimally-coupled scalar fields or principal component analysis) are in agreement with Λ CDM. When testing models that also change perturbations (even when the background is fixed to Λ CDM), some tensions appear in a few scenarios: the maximum one found is $\sim 2\sigma$ for *Planck* TT+lowP when parameterizing observables related to the gravitational potentials with a chosen time dependence; the tension increases to at most 3σ when external data sets are included. It however disappears when including CMB lensing.

Key words. Cosmology: observations – Cosmology: theory – cosmic microwave background – dark energy – gravity

1. Introduction

The cosmic microwave background (CMB) is a key probe of our cosmological model (Planck Collaboration XIII 2015), pro-

viding information on the primordial Universe and its physics, including inflationary models (Planck Collaboration XX 2015) and constraints on primordial non-Gaussianities (Planck Collaboration XVII 2015). In this paper we use

* Corresponding author: Valeria Pettorino, v.pettorino@thphys.uni-heidelberg.de

the 2015 data release from *Planck*¹ (Planck Collaboration I 2015) to perform a systematic analysis of a large set of dark energy and modified gravity theories.

Observations have long shown that only a small fraction of the total energy density in the Universe (around 5%) is in the form of baryonic matter, with the dark matter needed for structure formation accounting for about another 26%. In one scenario the dominant component, generically referred to as dark energy (hereafter DE), brings the total close to the critical density and is responsible for the recent phase of accelerated expansion. In another scenario the accelerated expansion arises, partly or fully, due to a modification of gravity on cosmological scales. Elucidating the nature of this DE and testing General Relativity (GR) on cosmological scales are major challenges for contemporary cosmology, both on the theoretical and experimental sides (e.g., LSST Science Collaboration et al. 2009; Amendola et al. 2012a; Clifton et al. 2012; Joyce et al. 2014; Huterer et al. 2015).

In preparation for future experimental investigations of DE and modified gravity (hereafter MG), it is important to determine what we already know about these models at different epochs in redshift and different length scales. CMB anisotropies fix the cosmology at early times, while additional cosmological data sets further constrain on how DE or MG evolve at lower redshifts. The aim of this paper is to investigate models for dark energy and modified gravity using *Planck* data in combination with other data sets.

The simplest model for DE is a cosmological constant, Λ , first introduced by Einstein (1917) in order to keep the Universe static, but soon dismissed when the Universe was found to be expanding (Lemaître 1927; Hubble 1929). This constant has been reintroduced several times over the years in attempts to explain several astrophysical phenomena, including most recently the flat spatial geometry implied by the CMB and supernova observations of a recent phase of accelerated expansion (Riess et al. 1998; Perlmutter et al. 1999). A cosmological constant is described by a single parameter, the inclusion of which brings the model (Λ CDM) into excellent agreement with the data. Λ CDM still represents a good fit to a wide range of observations, more than 20 years after it was introduced. Nonetheless, theoretical estimates for the vacuum density are many orders of magnitude larger than its observed value. In addition, Ω_Λ and Ω_m are of the same order of magnitude only at present, which marks our epoch as a special time in the evolution of the Universe (the ‘‘coincidence problem’’). This lack of a clear theoretical understanding has motivated the development of a wide variety of alternative models. Those models which are close to Λ CDM are in broad agreement with current constraints on the background cosmology, but the perturbations may still evolve differently, and hence it is important to test their predictions against CMB data.

There are at least three difficulties we had to face within this paper. First, there appears to be a vast array of possibilities in the literature and no agreement yet in the scientific community on a comprehensive framework for discussing the landscape of models. A second complication is that robust constraints on DE come from a combination of different data sets working in concert. Hence we have to be careful in the choice of the data sets

so that we do not find apparent hints for non-standard models that are in fact due to systematic errors. A third area of concern is the fact that numerical codes available at present for DE and MG are not as well tested in these scenarios as for Λ CDM, especially given the accuracy reached by the data. Furthermore, in some cases, we need to rely on stability routines that deserve further investigation to assure that they are not excluding more models than required.

In order to navigate the range of modelling possibilities, we adopt the following three-part approach.

1. **Background parameterizations.** Here we consider only parameterizations of background-level cosmological quantities. Perturbations are always included, but their evolution depends only on the background. This set includes models involving expansions, parameterizations or principal component analyses of the equation of state $w \equiv p/\rho$ of a DE fluid with pressure p and energy density ρ . Early DE also belongs to this class.
2. **Perturbation parameterizations.** Here the perturbations themselves are parameterized or modified explicitly, not only as a consequence of a change in background quantities. There are two main branches we consider: firstly, effective field theory for DE (EFT, e.g. Gubitosi et al. 2013), which has a clear theoretical motivation, since it includes all theories derived when accounting for all symmetry operators in the Lagrangian, written in unitary gauge, i.e. in terms of metric perturbations only. This is a very general classification that has the advantage of providing a broad overview of (at least) all universally coupled DE models. However, a clear disadvantage is that the number of free parameters is large and the constraints are consequently weak. Moreover, in currently available numerical codes one needs to rely on stability routines which are not fully tested and may discard more models than necessary. As a complementary approach, we include a more phenomenological class of models obtained by directly parameterizing two independent functions of the gravitational potentials. This approach can in principle probe *all* degrees of freedom at the background and perturbation level (e.g. Kunz 2012) and is easier to handle in numerical codes. While the connection to physical models is less obvious here than in EFT, this approach allows us to gain a more intuitive understanding of the general constraining power of the data.
3. **Examples of particular models.** Here we focus on a selection of theories that have already been discussed in the literature and are better understood theoretically; these can partly be considered as applications of previous cases for which the CMB constraints are more informative, because there is less freedom in any particular theory than in a more general one.

The CMB is the cleanest probe of large scales, which are of particular interest for modifications to gravity. We will investigate the constraints coming from *Planck* data in combination with other data sets, addressing strengths and potential weaknesses of different analyses. Before describing in detail the models and data sets that correspond to our requirements, in Sect. 2 we first address the main question that motivates our paper, discussing why CMB is relevant for DE. We then present the specific model parameterizations in Sect. 3. The choice of data sets is discussed in detail in Sect. 4 before we present results in Sect. 5 and discuss conclusions in Sect. 6.

¹ *Planck* (<http://www.esa.int/Planck>) is a project of the European Space Agency (ESA) with instruments provided by two scientific consortia funded by ESA member states and led by Principal Investigators from France and Italy, telescope reflectors provided through a collaboration between ESA and a scientific consortium led and funded by Denmark, and additional contributions from NASA (USA).

2. Why is the CMB relevant for dark energy?

The CMB anisotropies are largely generated at the last-scattering epoch, and hence can be used to pin down the theory at early times. In fact many forecasts of future DE or MG experiments are for new data *plus* constraints from *Planck*. However, there are also several effects that DE and MG models can have on the CMB, some of which are to:

1. change the expansion history and hence distance to the last scattering surface, with a shift in the peaks, sometimes referred to as a geometrical projection effect (Hu & White 1996);
2. cause the decay of gravitational potentials at late times, affecting the low-multipole CMB anisotropies through the integrated Sachs-Wolfe (or ISW) effect (Sachs & Wolfe 1967; Kofman & Starobinskii 1985);
3. enhance the cross-correlation between the CMB and large-scale structure, through the ISW effect (Giannantonio et al. 2008);
4. change the lensing potential, through additional DE perturbations or modifications of GR (Acquaviva & Baccigalupi 2006; Carbone et al. 2013);
5. change the growth of structure (Peebles 1984; Barrow & Saich 1993) leading to a mismatch between the CMB-inferred amplitude of the fluctuations A_s and late-time measurements of σ_8 (Kunz et al. 2004; Baldi & Pettorino 2011);
6. impact small scales, modifying the damping tail in C_ℓ^{TT} , giving a measurement of the abundance of DE at different redshifts (Calabrese et al. 2011; Reichardt et al. 2012);
7. affect the ratio between odd and even peaks if modifications of gravity treat baryons and cold dark matter differently (Amendola et al. 2012b);
8. modify the lensing B -mode contribution, through changes in the lensing potential (Amendola et al. 2014);
9. modify the primordial B -mode amplitude and scale dependence, by changing the sound speed of gravitational waves (Antolini et al. 2013; Amendola et al. 2014; Raveri et al. 2014).

In this paper we restrict our analysis to scalar perturbations. The dominant effects on the temperature power spectrum are due to lensing and the ISW effect, as can be seen in Fig. 1, which shows typical power spectra of temperature anisotropies and lensing potential for modified gravity models. Different curves correspond to different choices of the μ and η functions, which change the relation between the metric potentials and the sources, as well as introducing a gravitational slip; we will define these functions in Sect. 3.2.2, Eq. (4) and Eq. (6), respectively. Spectra are obtained using a scale-independent evolution for both μ and η . The two parameters in the figure then determine the change in amplitude of μ and η with respect to the Λ CDM case, in which $E_{11} = E_{22} = 0$ and $\mu = \eta = 1$.

3. Models and parameterizations

We now provide an overview of the models addressed in this paper. Details on the specific parameterizations will be discussed in Sect. 5, where we also present the results for each specific method.

We start by noticing that one can generally follow two different approaches: (1) given a theoretical set up, one can specify the action (or Lagrangian) of the theory and derive background

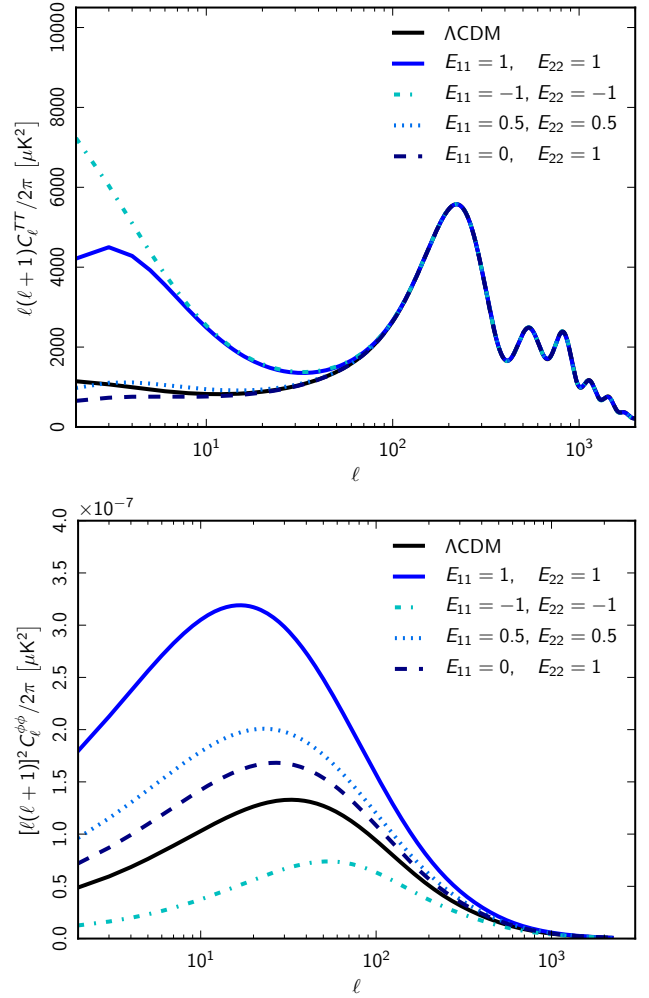


Fig. 1. Typical effects of modified gravity on theoretical CMB temperature (top panel) and lensing potential (bottom panel) power spectra. An increase (or decrease) of E_{22} with respect to zero introduces a gravitational slip, higher at present, when Ω_{de} is higher (see Eq. (4) and Eq. (6)); this in turn changes the Weyl potential and leads to a higher (or lower) lensing potential. On the other hand, whenever E_{11} and E_{22} are different from zero (quite independently of their sign) μ and η change in time: as the dynamics in the gravitational potential is increased, this leads to an enhancement in the ISW effect. Note also that even when the temperature spectrum is very close to Λ CDM (as for $E_{11} = E_{22} = 0.5$) the lensing potential is still different with respect to Λ CDM, shown in black.

and perturbation equations in that framework; or (2) more phenomenologically, one can construct functions that map closely onto cosmological observables, probing the geometry of space-time and the growth of perturbations. Assuming spatial flatness for simplicity, the geometry is given by the expansion rate H and perturbations to the metric. If we consider only scalar-type components the metric perturbations can be written in terms of the gravitational potentials Φ and Ψ (or equivalently by any two independent combinations of these potentials). Cosmological observations thus constrain one “background” function of time $H(a)$ and two “perturbation” functions of scale and time $\Phi(k, a)$ and $\Psi(k, a)$ (e.g., Kunz 2012). These functions fix the metric, and thus the Einstein tensor $G_{\mu\nu}$. Einstein’s equations link this

tensor to the energy-momentum tensor $T_{\mu\nu}$, which in turn can be related to DE or MG properties.

Throughout this paper we will adopt the metric given by the line element

$$ds^2 = a^2 \left[-(1 + 2\Psi)d\tau^2 + (1 - 2\Phi)dx^2 \right]. \quad (1)$$

The gauge invariant potentials Φ and Ψ are related to the Bardeen (1980) potentials Φ_A and Φ_H and to the Kodama & Sasaki (1984) potentials Ψ_{KS} and Φ_{KS} in the following way: $\Psi = \Phi_A = \Psi_{KS}$ and $\Phi = -\Phi_H = -\Phi_{KS}$. Throughout the paper we use a metric signature $(-, +, +, +)$ and follow the notation of Ma & Bertschinger (1995); the speed of light is set to $c = 1$, except where explicitly stated otherwise.

We define the equation of state $\bar{p}(a) = w(a)\bar{\rho}(a)$, where \bar{p} and $\bar{\rho}$ are the average pressure and energy density. The sound speed c_s is defined in the fluid rest frame in terms of pressure and density perturbations as $\delta p(k, a) = c_s^2(k, a)\delta\rho(k, a)$. The anisotropic stress $\sigma(k, a)$ (equivalent to π_T in the notation of Kodama & Sasaki 1984) is the scalar part of the off-diagonal space-space stress energy tensor perturbation. The set of functions $\{H, \Phi, \Psi\}$ describing the metric is formally equivalent to the set of functions $\{w, c_s^2, \sigma\}$ (Ballesteros et al. 2012).

Specific theories typically cover only subsets of this function space and thus make specific predictions for their form. In the following sections we will discuss the particular theories that we consider in this paper.

3.1. Background parameterizations

The first main ‘category’ of theories we describe includes parameterizations of background quantities. Even when we are only interested in constraints on background parameters, we are implicitly assuming a prescription for Dark Energy fluctuations. The conventional approach, that we adopt also here, is to choose a minimally-coupled scalar field model (Wetterich 1988; Ratra & Peebles 1988), also known as quintessence, which corresponds to the choice of a rest-frame sound speed $c_s^2 = 1$ (i.e., equal to the speed of light) and $\sigma = 0$ (no scalar anisotropic stress). In this case the relativistic sound speed suppresses the dark energy perturbations on sub-horizon scales, preventing it from contributing significantly to clustering.

Background parameterizations discussed in this paper include:

- (w_0, w_a) Taylor expansion at first order (and potentially higher orders);
- Principal Component Analysis of $w(a)$ (Huterer & Starkman 2003), that allows to estimate constraints on w in independent redshift bins;
- general parameterization of any minimally coupled scalar field in terms of three parameters $\epsilon_s, \zeta_s, \epsilon_\infty$. This is a novel way to describe minimally coupled scalar field models without explicitly specifying the form of the potential (Huang et al. 2011);
- Dark Energy density as a function of z (including parameterizations such as early Dark Energy).

The specific implementation for each of them is discussed in Sect. 5.1 together with corresponding results. We will conclude the background investigation by describing, in Sect. 5.1.6, a compressed Gaussian likelihood that captures most of the constraining power of the *Planck* data applied to smooth Dark Energy or curved models (following Mukherjee et al. 2008). The compressed likelihood is useful for example to include more

easily the *Planck* CMB data in Fisher-forecasts for future large-scale structure surveys.

3.2. Perturbation parameterizations

Modified gravity models (in which gravity is modified with respect to GR) in general affect both the background and the perturbation equations. In this subsection we go beyond background parameterizations and identify two different approaches to constrain MG models, one more theoretically motivated and a second more phenomenological one. We will not embark on a full-scale survey of DE and MG models here, but refer the reader to e.g. Amendola et al. (2013) for more details.

3.2.1. Modified gravity and effective field theory

The first approach starts from a Lagrangian, derived from an effective field theory (EFT) expansion (Cheung et al. 2008), discussed in Creminelli et al. (2009) and Gubitosi et al. (2013) in the context of DE. Specifically, EFT describes the space of (universally coupled) scalar field theories, with a Lagrangian written in unitary gauge that preserves isotropy and homogeneity at the background level, assumes the weak equivalence principle, and has only one extra dynamical field besides the matter fields conventionally considered in cosmology. The action reads:

$$\begin{aligned} S = \int d^4x \sqrt{-g} & \left\{ \frac{m_0^2}{2} [1 + \Omega(\tau)] R + \Lambda(\tau) - a^2 c(\tau) \delta g^{00} \right. \\ & + \frac{M_2^4(\tau)}{2} (a^2 \delta g^{00})^2 - \bar{M}_1^3(\tau) 2a^2 \delta g^{00} \delta K_\mu^\mu \\ & - \frac{\bar{M}_2^2(\tau)}{2} (\delta K_\mu^\mu)^2 - \frac{\bar{M}_3^2(\tau)}{2} \delta K_\nu^\mu \delta K_\mu^\nu + \frac{a^2 \hat{M}^2(\tau)}{2} \delta g^{00} \delta R^{(3)} \\ & \left. + m_2^2(\tau) (g^{\mu\nu} + n^\mu n^\nu) \partial_\mu (a^2 g^{00}) \partial_\nu (a^2 g^{00}) \right\} \\ & + S_m[\chi_i, g_{\mu\nu}]. \end{aligned} \quad (2)$$

Here R is the Ricci scalar, $\delta R^{(3)}$ is its spatial perturbation, K_μ^μ is the extrinsic curvature, and m_0 is the bare (reduced) Planck mass. The matter part of the action, S_m , includes all fluid components except dark energy, i.e., baryons, cold dark matter, radiation, and neutrinos. The action in Eq. (2) depends on nine time-dependent functions (Bloomfield et al. 2013), here $\{\Omega, c, \Lambda, \bar{M}_1^3, \bar{M}_2^2, \bar{M}_3^2, M_2^4, \hat{M}^2, m_2^2\}$, whose choice specifies the theory. In this way, EFT provides a direct link to any scalar field theory. A particular subset of EFT theories are the Horndeski (1974) models, which include (almost) all stable scalar-tensor theories, universally coupled to gravity, with second-order equations of motion in the fields and depend on five functions of time (Gleyzes et al. 2013; Bellini & Sawicki 2014; Piazza et al. 2014).

Although the EFT approach has the advantage of being very versatile, in practice it is necessary to choose suitable parameterizations for the free functions listed above, in order to compare the action with the data. We will describe our specific choices, together with results for each of them, in Sect. 5.2.

3.2.2. MG and phenomenological parameterizations

The second approach adopted in this paper to test MG is more phenomenological and starts from the consideration that cosmological observations probe quantities related to the metric pertur-

bations, in addition to the expansion rate. Given the line element of Eq. (1), the metric perturbations are determined by the two potentials Φ and Ψ , so that we can model all observationally relevant degrees of freedom by parameterizing these two potentials (or, equivalently, two independent combinations of them) as functions of time and scale. Since a non-vanishing anisotropic stress (proportional to $\Phi - \Psi$) is a generic signature of modifications of GR (Mukhanov et al. 1992; Saltas et al. 2014), the parameterized potentials will correspond to predictions of MG models.

Various parameterizations have been considered in the literature. Some of the more popular (in longitudinal gauge) are:

1. $Q(a, \mathbf{k})$, which modifies the relativistic Poisson equation through extra DE clustering according to

$$-k^2\Phi \equiv 4\pi G a^2 Q(a, \mathbf{k}) \rho \Delta, \quad (3)$$

where Δ is the comoving density perturbation;

2. $\mu(a, \mathbf{k})$ (sometimes also called $Y(a, \mathbf{k})$), which modifies the equivalent equation for Ψ rather than Φ :

$$-k^2\Psi \equiv 4\pi G a^2 \mu(a, \mathbf{k}) \rho \Delta; \quad (4)$$

3. $\Sigma(a, \mathbf{k})$, which modifies lensing (with the lensing/Weyl potential being $\Phi + \Psi$), such that

$$-k^2(\Phi + \Psi) \equiv 8\pi G a^2 \Sigma(a, \mathbf{k}) \rho \Delta; \quad (5)$$

4. $\eta(a, \mathbf{k})$, which reflects the presence of a non-zero anisotropic stress, the difference between Φ and Ψ being equivalently written as a deviation of the ratio²

$$\eta(a, \mathbf{k}) \equiv \Phi/\Psi. \quad (6)$$

In the equations above, $\rho\Delta = \rho_m\Delta_m + \rho_r\Delta_r$ so that the parameters Q , μ , or Σ quantify the deviation of the gravitational potentials from the value expected in GR due to perturbations of matter and relativistic particles. At low redshifts, where most DE models become relevant, we can neglect the relativistic contribution. The same is true for η , where we can neglect the contribution of relativistic particles to the anisotropic stress at late times.

The four functions above are certainly not independent. It is sufficient to choose two independent functions of time and scale to describe all modifications with respect to General Relativity (e.g. Zhang et al. 2007; Amendola et al. 2008b). Popular choices include: (μ, η) , which have a simple functional form for many theories; (μ, Σ) , which is more closely related to what we actually observe, given that CMB lensing, weak galaxy lensing and the ISW effect measure a projection or derivative of the Weyl potential $\Phi + \Psi$. Furthermore, redshift space distortions constrain the velocity field, which is linked to Ψ through the Euler equation of motion.

All four quantities, Q , μ , Σ , and η , are free functions of time and scale. Their parameterization in terms of the scale factor a and momentum \mathbf{k} will be specified in Section 5.2.2, together with results obtained by confronting this class of models with data.

3.3. Examples of particular models

The last approach is to consider particular models. Even though these are in principle included in the case described in Sect. 3.2.1, it is nevertheless still useful to highlight some well known examples of specific interest, which we list below.

² This parameter is called γ in the code MGCAMB, but since γ is also often used for the growth index, we prefer to use the symbol η .

- Minimally-coupled models beyond simple quintessence. Specifically, we consider “k-essence” models, which are defined by an arbitrary sound speed c_s^2 in addition to a free equation of state parameter w (Armendariz-Picon et al. 2000).
- An example of a generalized scalar field model (Deffayet et al. 2010) and of Lorentz-violating massive gravity (Dubovsky 2004; Rubakov & Tinyakov 2008), both in the ‘equation of state’ formalism of Battye & Pearson (2012).
- Universal “fifth forces.” We will show results for $f(R)$ theories (Wetterich 1995a; Capozziello 2002; Amendola et al. 2007; De Felice & Tsujikawa 2010), which form a subset of all models contained in the EFT approach.
- Non-universal fifth forces. We will illustrate results for coupled DE models (Amendola 2000), in which dark matter particles feel a force mediated by the DE scalar field.

All these particular models are based on specific actions, ensuring full internal consistency. The reviews by Amendola et al. (2013), Clifton et al. (2012), Joyce et al. (2014) and Huterer et al. (2015) contain detailed descriptions of a large number of models discussed in the literature.

4. Data

We now discuss the data sets we use, both from *Planck* and in combination with other experiments. As mentioned earlier, if we combine many different data sets (not all of which will be equally reliable) and take them all at face value, we risk attributing systematic problems between data sets to genuine physical effects in DE or MG models. On the other hand, we need to avoid bias in confirming Λ CDM, and remain open to the possibility that some tensions may be providing hints that point towards DE or MG models. While discussing results in Sect. 5, we will try to assess the impact of additional data sets, separating them from the *Planck* baseline choice, keeping in mind caveats that might appear when considering some of them. For a more detailed discussion of the data sets we refer to Planck Collaboration XIII (2015).

4.1. Planck data sets

4.1.1. Planck low- ℓ data

The 2013 papers used WMAP polarization measurements (Bennett et al. 2013) at multipoles $\ell \leq 23$ to constrain the optical depth parameter τ . The corresponding likelihood was denoted “WP” in the 2013 papers.

For the present release, we use in its place a *Planck* polarization likelihood that is built through low-resolution maps of Stokes Q and U polarization measured by LFI at 70 GHz (excluding data from Surveys 2 and 4), foreground-cleaned with the LFI 30 GHz and HFI 353 GHz maps, used as polarized synchrotron and dust templates, respectively (see Planck Collaboration XI (2015)).

The foreground-cleaned LFI 70 GHz polarization maps are processed, together with the temperature map from the Commander component separation algorithm over 94 % of the sky (see Planck Collaboration IX 2015, for further details), using the low- ℓ *Planck* temperature-polarization likelihood. This likelihood is pixel-based, extends up to multipoles $\ell = 29$ and masks the polarization maps with a specific polarization mask, which uses 46 % of the sky. Use of this likelihood is denoted as “lowP” hereafter.

The *Planck* lowP likelihood, when combined with the high- ℓ *Planck* temperature one, provides a best fit value for the optical depth $\tau = 0.078 \pm 0.019$, which is about 1σ lower than the value inferred from the WP polarization likelihood, i.e., $\tau = 0.089 \pm 0.013$, in the *Planck* 2013 papers (see also [Planck Collaboration XIII 2015](#)). However, we find that the LFI 70 GHz and WMAP polarization maps are extremely consistent when both are cleaned with the HFI 353 GHz polarized dust template, as discussed in more detail in [Planck Collaboration XI \(2015\)](#).

4.1.2. *Planck* high- ℓ data

Following [Planck Collaboration XV \(2014\)](#), the high- ℓ part of the likelihood ($30 < \ell < 2500$) uses a Gaussian approximation,

$$-\log\mathcal{L}(\hat{C}|C(\theta)) = \frac{1}{2}(\hat{C} - C(\theta))^T \cdot \mathbf{C}^{-1} \cdot (\hat{C} - C(\theta)) + \text{const.}, \quad (7)$$

with \hat{C} the data vector, $C(\theta)$ the model with parameters θ and \mathbf{C} the covariance matrix. The data vector consists of the temperature power spectra of the best CMB frequencies of the HFI instrument. Specifically, as discussed in [Planck Collaboration XI \(2015\)](#), we use 100 GHz, 143 GHz and 217 GHz half-mission cross-spectra, measured on the cleanest part of the sky, avoiding the Galactic plane, as well as the brightest point sources and regions where the CO emission is the strongest. The point source masks are specific to each frequency. We retain, 66 % of the sky for the 100 GHz map, 57 % for 143 GHz, and 47 % for 217 GHz. All the spectra are corrected for beam and pixel window functions. Not all cross-spectra and multipoles are included in the data vector; specifically, the TT 100×143 and 100×217 cross-spectra, which do not bring much extra information, are discarded. Similarly, we only use multipoles in the range $30 < \ell < 1200$ for 100×100 and $30 < \ell < 2000$ for 143×143 , discarding modes where the S/N is too low. We do not co-add the different cross-frequency spectra, since, even after masking the highest dust-contaminated regions, each cross-frequency spectrum has a different, frequency-dependent residual foreground contamination, which we deal with in the model part of the likelihood function.

The model, $C(\theta)$ can be rewritten as

$$C_{\mu,\nu}(\theta) = \frac{C^{\text{cmb}} + C_{\mu,\nu}^{\text{fg}}(\theta)}{\sqrt{A_\mu A_\nu}}, \quad (8)$$

where C^{cmb} is the set of CMB C_ℓ s, which is independent of frequency, $C_{\mu,\nu}^{\text{fg}}(\theta)$ is the foreground model contribution to the cross-frequency spectrum $\mu \times \nu$, and A_μ the calibration factor for the $\mu \times \mu$ spectrum. We retain the following contributions in our foreground modelling: dust; clustered cosmic infrared background (CIB); thermal Sunyaev-Zeldovich (tSZ) effect; kinetic Sunyaev-Zeldovich (kSZ) effect; tSZ-CIB cross-correlations; and point sources. The dust, CIB and point source contributions are the dominant contamination. Specifically, dust is the dominant foreground at $\ell < 500$, while the diffuse point source term (and CIB for the 217×217) dominates the small scales. All our foreground models are based upon smooth C_ℓ templates with free amplitudes. All templates but the dust are based on analytical models, as described in [Planck Collaboration XI \(2015\)](#). The dust is based on a mask difference of the 545 GHz map and is well described by a power law of index $n = -2.63$, with a wide bump around $\ell = 200$. A prior for the dust amplitude is computed from the cross-spectra with the 545 GHz map. We refer

the reader to [Planck Collaboration XI \(2015\)](#) for a complete description of the foreground model. The overall calibration for the 100×100 and 217×217 power spectra free to vary within a prior measured on a small fraction of the sky near the Galactic pole.

The covariance matrix \mathbf{C} accounts for the correlations due to the mask and is computed following the equations in [Planck Collaboration XV \(2014\)](#). The fiducial model used to compute the covariance is based on a joint fit of Λ CDM and nuisance parameters. The covariance includes the non-Gaussianity of the noise, but assumes Gaussian statistics for the dust. The non-whiteness of the noise is estimated from the difference between the cross- and auto-half mission spectra and accounted for in an approximate manner in the covariance. Different Monte Carlo based corrections are applied to the covariance matrix calculation to account for inaccuracies in the analytic formulae at large scales ($\ell < 50$) and when dealing with the point source mask. Beam-shape uncertainties are folded into the covariance matrix. A complete description of the computation and its validation is discussed in [Planck Collaboration XI \(2015\)](#).

The TT unbinned covariance matrix is of size about 8000×8000 . When adding the polarization, the matrix has size 23000×23000 , which translates into a significant memory requirement and slows the likelihood computation considerably. We thus bin the data and covariance matrix, using a variable bin-size scheme, to reduce the data vector dimension by about a factor of ten. We checked that for the Λ CDM model, including single parameter classical extensions, the cosmological and nuisance parameter fits are identical with or without binning.

4.1.3. *Planck* CMB lensing

Gravitational lensing by large-scale structure introduces dependencies in CMB observables on the late-time geometry and clustering, which otherwise would be degenerate in the primary anisotropies ([Hu 2002](#); [Lewis & Challinor 2006](#)). This provides some sensitivity to dark energy and late-time modifications of gravity from the CMB alone. The source plane for CMB lensing is the last-scattering surface, so the peak sensitivity is to lenses at $z \approx 2$ (i.e., half-way to the last-scattering surface) with typical sizes of order 10^2 Mpc. Although this peak lensing redshift is rather high for constraining simple late-time dark energy models, CMB lensing deflections at angular multipoles $\ell \lesssim 60$ have sources extending to low enough redshift that DE becomes dynamically important (e.g., [Pan et al. 2014](#)).

The main observable effects of CMB lensing are a smoothing of the acoustic peaks and troughs in the temperature and polarization power spectra, the generation of significant non-Gaussianity in the form of a non-zero connected 4-point function, and the conversion of E -mode to B -mode polarization. The smoothing effect on the power spectra is included routinely in all results in this paper. We additionally include measurements of the power spectrum $C_\ell^{\phi\phi}$ of the CMB lensing potential ϕ , which are extracted from the *Planck* temperature and polarization 4-point functions, as presented in [Planck Collaboration XV \(2015\)](#) and discussed further below. Lensing also produces 3-point non-Gaussianity, which peaks in squeezed configurations, due to the correlation between the lensing potential and the ISW effect in the large-angle temperature anisotropies. This effect has been measured at around 3σ with the full-mission *Planck* data ([Planck Collaboration XV 2015](#); [Planck Collaboration XXI 2015](#)). Although in principle this is a further probe of DE ([Verde & Spergel 2002](#)) and MG ([Acquaviva et al. 2004](#)), we do not include these T - ϕ corre-

lations in this paper as the likelihood was not readily available. We plan however to test this effect in future work.

The construction of the CMB lensing likelihood we use in this paper is described fully in [Planck Collaboration XV \(2015\)](#); see also [Planck Collaboration XIII \(2015\)](#). It is a simple Gaussian approximation in the estimated $C_\ell^{\phi\phi}$ bandpowers, covering the multipole range $40 \leq \ell \leq 400$. The $C_\ell^{\phi\phi}$ are estimated from the full-mission temperature and polarization 4-point functions, using the SMICA component-separated maps ([Planck Collaboration IX 2015](#)) over approximately 70% of the sky. A large number of tests of internal consistency of the estimated $C_\ell^{\phi\phi}$ to different data cuts (e.g., whether polarization is included, or whether individual frequency bands are used in place of the SMICA maps) are reported in [Planck Collaboration XV \(2015\)](#). All such tests are passed for the conservative multipole range $40 \leq \ell \leq 400$ that we adopt in this paper. For multipoles $\ell > 400$, there is marginal evidence of systematic effects in reconstructions of the lensing deflections from temperature anisotropies alone, based on curl-mode tests. Reconstructing the lensing deflections on large angular scales is very challenging because of the large “mean-field” due to survey anisotropies, which must be carefully subtracted with simulations. We conservatively adopt a minimum multipole of $\ell = 40$ here, although the results of the null tests considered in [Planck Collaboration XV \(2015\)](#) suggest that this could be extended down to $\ell = 8$. For *Planck*, the multipole range $40 \leq \ell \leq 400$ captures the majority of the S/N on $C_\ell^{\phi\phi}$ for Λ CDM models, although this restriction may be more lossy in extended models. The *Planck* 2014 lensing measurements are the most significant to date (the amplitude of $C_\ell^{\phi\phi}$ is measured at greater than 40σ), and we therefore choose not to include lensing results from other CMB experiments in this paper.

4.1.4. *Planck* CMB polarization

The *TE* and *EE* likelihood follows the same principle as the *TT* likelihood described in Sect. 4.1.2. The data vector is extended to contain the *TE* and *EE* cross-half-mission power spectra of the same 100 GHz, 143 GHz, and 217 GHz frequency maps. Following [Planck Collaboration Int. XXX \(2014\)](#), we mask the regions where the dust intensity is important, and retain 70%, 50%, and 41% of the sky for our three frequencies. We ignore any other polarized galactic emission and in particular synchrotron, which has been shown to be negligible, even at 100 GHz. We use all of the cross-frequency spectra, using the multipole range $30 < \ell < 1000$ for the 100 GHz cross-spectra and $500 < \ell < 2000$ for the 217 GHz cross-spectra. Only the 143×143 spectrum covers the full $30 < \ell < 2000$ range. We use the same beams as for the *TT* spectra and do not correct for leakage due to beam mismatch. A complete description of the beam mismatch effects and correction is described in [Planck Collaboration XI \(2015\)](#).

The model is similar to the *TT* one. We retain a single foreground component accounting for the polarized emission of the dust. Following [Planck Collaboration Int. XXX \(2014\)](#), the dust C_ℓ template is a power law with index $n = -2.4$. A prior for the dust amplitude is measured in the cross-correlation with the 353 GHz maps. The calibration parameters are fixed to unity.

The covariance matrix is extended to polarization, as described in [Planck Collaboration XI \(2015\)](#), using the correlation between the *TT*, *TE*, and *EE* spectra. It is computed similarly to the *TT* covariance matrix, as described in Sect. 4.1.2.

In this paper we will only show results that include CMB high- ℓ polarization data where we find that it has a significant impact. DE and MG can in principle also affect the *B*-mode power spectrum through lensing of *B*-modes (if the lensing Weyl potential is modified) or by changing the position and amplitude of the primordial peak ([Antolini et al. 2013](#); [Pettorino & Amendola 2014](#)), including modifications of the sound speed of gravitational waves ([Amendola et al. 2014](#); [Raveri et al. 2014](#)). Due to the unavailability of the likelihood, results from *B*-mode polarization are left to future work.

4.2. Background data combination

We identify a first basic combination of data sets that we mostly rely on, for which we have a high confidence that systematics are under control. Throughout this paper, we indicate for simplicity with “BSH” the combination BAO + SN-Ia + H_0 , which we now discuss in detail.

4.2.1. Baryon acoustic oscillations

Baryon acoustic oscillations (BAO) are the imprint of oscillations in the baryon-photon plasma on the matter power spectrum and can be used as a standard ruler, calibrated to the CMB-determined sound horizon at the end of the drag epoch. Since the acoustic scale is so large, BAO are largely unaffected by nonlinear evolution. As in the cosmological parameter paper, [Planck Collaboration XIII \(2015\)](#), BAO is considered as the primary data set to break parameter degeneracies from CMB measurements and offers constraints on the background evolution of MG and DE models. The BAO data can be used to measure both the angular diameter distance $D_A(z)$, and the expansion rate of the Universe $H(z)$ either separately or through the combination

$$D_V(z) = \left[(1+z)^2 D_A^2(z) \frac{cz}{H(z)} \right]^{1/3}. \quad (9)$$

As in [Planck Collaboration XIII \(2015\)](#) we use: the SDSS Main Galaxy Sample at $z_{\text{eff}} = 0.15$ ([Ross et al. 2014](#)); the Baryon Oscillation Spectroscopic Survey (BOSS) “LOWZ” sample at $z_{\text{eff}} = 0.32$ ([Anderson et al. 2014](#)); the BOSS CMASS (i.e. “constant mass” sample) at $z_{\text{eff}} = 0.57$ of [Anderson et al. \(2014\)](#); and the six-degree-Field Galaxy survey (6dFGS) at $z_{\text{eff}} = 0.106$ ([Beutler et al. 2011](#)). The first two measurements are based on peculiar velocity field reconstructions to sharpen the BAO feature and reduce the errors on the quantity D_V/r_s ; the analysis in [Anderson et al. \(2014\)](#) provides constraints on both $D_A(z_{\text{eff}})$ and $H(z_{\text{eff}})$. In all cases considered here the BAO observations are modelled as distance ratios, and therefore provide no direct measurement of H_0 . However, they provide a link between the expansion rate at low redshift and the constraints placed by *Planck* at $z \approx 1100$.

4.2.2. Supernovae

Type-Ia supernovae (SNe) are among the most important probes of expansion and historically led to the general acceptance that a DE component is needed ([Riess et al. 1998](#); [Perlmutter et al. 1999](#)). Supernovae are considered as “standardizable candles” and so provide a measurement of the luminosity distance as a function of redshift. However, the absolute luminosity of SNe is considered uncertain and is marginalized out, which also removes any constraints on H_0 .

Consistently with [Planck Collaboration XIII \(2015\)](#), we use here the analysis by [Betoule et al. \(2013\)](#) of the ‘‘Joint Light-curve Analysis’’ (JLA) sample. JLA is constructed from the SNLS and SDSS SNe data, together with several samples of low redshift SNe. Cosmological constraints from the JLA sample³ are discussed by [Betoule et al. \(2014\)](#), and as mentioned in [Planck Collaboration XIII \(2015\)](#) the constraints are consistent with the 2013 and 2104 *Planck* values for standard Λ CDM.

4.2.3. The Hubble constant

The CMB measures mostly physics at the epoch of recombination, and so provides only weak direct constraints about low-redshift quantities through the integrated Sachs-Wolfe effect and CMB lensing. The CMB-inferred constraints on the local expansion rate H_0 are model dependent, and this makes the comparison to direct measurements interesting, since any mismatch could be evidence of new physics.

Here, we rely on the re-analysis of the [Riess et al. \(2011\)](#) (hereafter R11) Cepheid data made by [Efstathiou \(2014\)](#) (hereafter E14). By using a revised geometric maser distance to NGC 4258 from [Humphreys et al. \(2013\)](#), E14 obtains the following value for the Hubble constant:

$$H_0 = (70.6 \pm 3.3) \text{ km s}^{-1} \text{ Mpc}^{-1}, \quad (10)$$

which is within 1σ of the *Planck* TT+lowP estimate. In this paper we use Eq. (10) as a conservative H_0 prior. We note that the 2015 *Planck* TT+lowP value is perfectly consistent with the 2013 *Planck* value ([Planck Collaboration XVI 2014](#)) and so the tension with the R11 H_0 determination is still present at about 2.4σ . We refer to the cosmological parameter paper [Planck Collaboration XIII \(2015\)](#) for a more comprehensive discussion of the different values of H_0 present in the literature.

4.3. Perturbation data sets

The additional freedom present in MG models can be calibrated using external data that test perturbations in particular. In the following we describe other available data sets that we included in the grid of runs for this paper.

4.3.1. Redshift space distortions

Observations of the anisotropic clustering of galaxies in redshift space permit the measurement of their peculiar velocities, which are related to the Newtonian potential Ψ via the Euler equation. This, in turn, allows us to break a degeneracy with gravitational lensing that is sensitive to the combination $\Phi + \Psi$. Galaxy redshift surveys now provide very precise constraints on redshift-space clustering. The difficulty in using these data is that much of the signal currently comes from scales where non-linear effects and galaxy bias are significant and must be accurately modelled (see, e.g., the discussions in [Bianchi et al. 2012](#); [Gil-Marín et al. 2012](#)). Moreover, adopting the wrong fiducial cosmological model to convert angles and redshifts into distances can bias measurements of the rate-of-growth of structure ([Reid et al. 2012](#); [Howlett et al. 2014](#)). Significant progress in the modelling has been achieved in the last few years, so we shall focus here on the most recent (and relatively conservative) studies. A compilation of earlier measurements can be found in the references above.

³ A CosmoMC likelihood module for the JLA sample is available at http://supernovae.in2p3.fr/sdss_snls_jla/ReadMe.html.

In linear theory, anisotropic clustering along the line of sight and in the transverse directions measures the combination $f(z)\sigma_8(z)$, where the growth rate is defined by

$$f(z) = \frac{d \ln \sigma_8}{d \ln a}. \quad (11)$$

where σ_8 is calculated including all matter and neutrino density perturbations. Anisotropic clustering also contains geometric information from the Alcock-Paczynski (AP) effect ([Alcock & Paczynski 1979](#)), which is sensitive to

$$F_{\text{AP}}(z) = (1+z)D_A(z)H(z). \quad (12)$$

In addition, fits which constrain RSD frequently also measure the BAO scale, $D_V(z)/r_s$, where r_s is the comoving sound horizon at the drag epoch, and D_V is given in Eq. (9). As in [Planck Collaboration XIII \(2015\)](#) we consider only analyses which solve simultaneously for the acoustic scale, F_{AP} and $f\sigma_8$.

The Baryon Oscillation Spectroscopic Survey (BOSS) collaboration have measured the power spectrum of their CMASS galaxy sample ([Beutler et al. 2014](#)) in the range $k = 0.01\text{--}0.20 \text{ h Mpc}^{-1}$. [Samushia et al. \(2014\)](#) have estimated the multipole moments of the redshift-space correlation function of CMASS galaxies on scales $> 25 \text{ h}^{-1} \text{ Mpc}$. Both papers provide tight constraints on the quantity $f\sigma_8$, and the constraints are consistent. The [Samushia et al. \(2014\)](#) result was shown to behave marginally better in terms of small-scale bias compared to mock simulations, so we choose to adopt this as our baseline result. Note that when we use the data of [Samushia et al. \(2014\)](#), we exclude the measurement of the BAO scale, D_V/r_s , from [Anderson et al. \(2013\)](#), to avoid double counting.

The [Samushia et al. \(2014\)](#) results are expressed as a 3×3 covariance matrix for the three parameters D_V/r_s , F_{AP} and $f\sigma_8$, evaluated at an effective redshift of $z_{\text{eff}} = 0.57$. Since [Samushia et al. \(2014\)](#) do not apply a density field reconstruction in their analysis, the BAO constraints are slightly weaker than, though consistent with, those of [Anderson et al. \(2014\)](#).

4.3.2. Galaxy weak lensing

The distortion of the shapes of distant galaxies by large-scale structure along the line of sight (weak gravitational lensing or cosmic shear) is particularly important for constraining DE and MG, due to its dependence on the growth of fluctuations and the two scalar metric potentials.

Currently the largest weak lensing (WL) survey is the Canada France Hawaii Telescope Lensing Survey (CFHTLenS), and we make use of two data sets from this survey:

1. 2D CFHTLenS data ([Kilbinger et al. 2013](#)), whose shear correlation functions ξ^\pm are estimated in the angular range 0.9 to 296.5 arcmin;
2. the tomographic CFHTLenS blue galaxy sample ([Heymans et al. 2013](#)), whose data have an intrinsic alignment signal consistent with zero, eliminating the need to marginalize over any additional nuisance parameters, and where the shear correlation functions are estimated in six redshift bins, each with an angular range $1.7 < \theta < 37.9$ arcmin.

Since these data are not independent we do not combine them, but rather check the consistency of our results with each. The galaxy lensing convergence power spectrum, $P_{ij}^\kappa(\ell)$, can be written in terms of the Weyl potential, $P_{\Phi+\Psi}$, by

$$P_{ij}^\kappa(\ell) \approx 2\pi^2 \ell \int \frac{d\chi}{\chi} g_i(\chi) g_j(\chi) P_{\Phi+\Psi}(\ell/\chi, \chi), \quad (13)$$

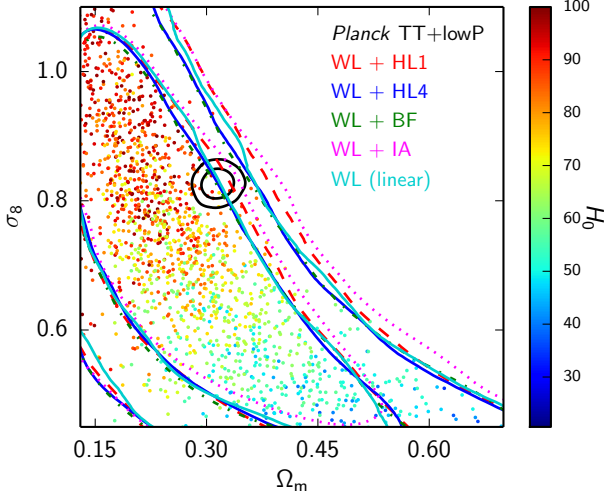


Fig. 2. Ω_m - σ_8 constraints for tomographic lensing from Heymans et al. (2013), using a very conservative angular cut, as described in the text (see Sect. 4.3.2). We show results using linear theory, nonlinear corrections from Halofit (HL) versions 1, 4, marginalization over baryonic AGN feedback (BF), and intrinsic alignment (IA) (the latter two using nonlinear corrections and Halofit 4). Coloured points indicate H_0 values from WL+HL4.

where we have made use of the Limber approximation in flat space, and χ is the comoving distance. The lensing efficiency is given by

$$g_i(\chi) = \int_{\chi}^{\infty} d\chi' n_i(\chi') \frac{\chi' - \chi}{\chi'}, \quad (14)$$

where $n_i(\chi)$ is the radial distribution of source galaxies in bin i . In the case of no anisotropic stress and no additional clustering from the DE, the convergence power spectrum can be written in the usual form

$$P_{ij}^k(\ell) = \frac{9}{4} \Omega_m^2 H_0^4 \int_0^{\infty} \frac{g_i(\chi) g_j(\chi)}{a^2(\chi)} P(\ell/\chi, \chi) d\chi. \quad (15)$$

However, in this paper we always use the full Weyl potential to compute the theoretical WL predictions. The convergence can also be written in terms of the correlation functions ξ^{\pm} via

$$\xi_{i,j}^{\pm}(\theta) = \frac{1}{2\pi} \int d\ell \ell P_{ij}^k(\ell) J_{\pm}(\ell\theta), \quad (16)$$

where the Bessel functions are $J_+ = J_0$ and $J_- = J_4$.

In this paper we need to be particularly careful about the contribution of nonlinear scales to ξ^{\pm} , since the behaviour of MG models in the nonlinear regime is not known very precisely. The standard approach is to correct the power spectrum on nonlinear scales using the Halofit fitting function. Since its inception, there have been several revisions to improve the agreement with N -body simulations. We use the following convention to label the particular Halofit model:

1. the original model of Smith et al. (2003);
2. an update from higher resolution N -body simulations, to include the effect of massive neutrinos (Bird et al. 2012);
3. an update to improve the accuracy on small scales⁴;

⁴ <http://www.roe.ac.uk/~jap/haloes/>

4. an update from higher resolution N -body simulations, including DE cosmologies with constant equation of state (Takahashi et al. 2012).

Given this correction, one can scale the Weyl potential transfer functions by the ratio of the nonlinear to linear matter power spectrum

$$T_{\Phi+\Psi}(k, z) \rightarrow T_{\Phi+\Psi}(k, z) \sqrt{\frac{P_{\delta}^{\text{nonlin}}(k, z)}{P_{\delta}^{\text{lin}}(k, z)}}. \quad (17)$$

Both (Kilbinger et al. 2013) and (Heymans et al. 2013) quote a “conservative” set of cuts to mitigate uncertainty over the nonlinear modelling scheme. For the 2D analysis of Kilbinger et al. (2013) angular scales $\theta < 17'$ are excluded for ξ^+ , and $\theta < 54'$ for ξ^- . For the tomographic analysis of Heymans et al. (2013), angular scales $\theta < 3'$ are excluded for ξ^+ for any bin combination involving the two lowest redshift bins, and no cut is applied for the highest four redshift bins. For ξ^- , angular scales $\theta < 30'$ are excluded for any bin combination involving the four lowest redshift bins, and $\theta < 16'$ for the highest two bins.

These cuts, however, may be insufficient for our purposes, since we are interested in extensions to Λ CDM. We therefore choose a very conservative set of cuts to mitigate the total contribution from nonlinear scales. In order to select these cuts we choose the baseline *Planck* TT+lowP Λ CDM cosmology as described in Planck Collaboration XIII (2015), for which one can use Eq. (15). The cuts are then chosen by considering $\Delta\chi^2 = |\chi_{\text{lin}}^2 - \chi_{\text{nonlin}}^2|$ of the WL likelihood as a function of angular cut. In order for this to remain $\Delta\chi^2 < 1$ for each of the Halofit versions, we find it necessary to remove ξ^- entirely from each data set, and exclude $\theta < 17'$ for ξ^+ for both the 2D and tomographic bins. We note that a similar approach to Kitching et al. (2014) could also be followed using 3D CFHTLenS data, where the choice of cut is more well defined in k -space, however the likelihood for this was not available at the time of this paper.

On small scales, the effects of intrinsic alignments and baryonic feedback can also become significant. In order to check the robustness of our cuts to these effects we adopt the same methodology of MacCrann et al. (2014). Using the same baseline model and choosing Halofit version 4, we scale the matter power spectrum by an active galactic nuclei (AGN) component, derived from numerical simulations (van Daalen et al. 2011), marginalizing over an amplitude α_{AGN} . The AGN baryonic feedback model has been shown by Harnois-Déraps et al. (2014) to provide the best fit to small-scale CFHTLenS data. For intrinsic alignment we adopt the model of Bridle & King (2007), including the additional nonlinear alignment contributions to ξ^{\pm} , and again marginalizing over an amplitude α_{IA} . For more details on this procedure, we refer the reader to MacCrann et al. (2014).

The robustness of our ultra-conservative cuts to nonlinear modelling, baryonic feedback and intrinsic alignment marginalization, is illustrated in Fig. 2 for the tomographic data, with similar constraints obtained from 2D data. Assuming the same base Λ CDM cosmology, and applying priors of $\Omega_b h^2 = 0.0223 \pm 0.0009$, $n_s = 0.96 \pm 0.02$, and $40 \text{ km s}^{-1} \text{ Mpc}^{-1} < H_0 < 100 \text{ km s}^{-1} \text{ Mpc}^{-1}$ to avoid over-fitting the model, we find that the WL likelihood is insensitive to nonlinear physics. We therefore choose to adopt the tomographic data with the ultra-conservative cuts as our baseline data set.

4.4. Combining data sets

We show for convenience in Table 1 the schematic summary of models. All models have been tested for the combina-

Table 1. Table of models tested in this paper. We have tested all models for the combinations: *Planck*, *Planck*+BSH, *Planck*+WL, *Planck*+BAO/RSD and *Planck*+WL+BAO/RSD. Throughout the text, unless otherwise specified, *Planck* refers to the baseline *Planck* TT+lowP combination. The effects of CMB lensing and *Planck* TT,TE,EE polarization have been tested on all runs above and are, in particular, used to constrain the amount of DE at early times.

Model	Section
Λ CDM	Planck Collaboration XIII (2015)
Background parameterizations:	
w	Planck Collaboration XIII (2015)
w_0, w_a	Sect. 5.1.1 : Figs. 3, 4, 5
w higher order expansion	Sect. 5.1.1
1-parameter $w(a)$	Sect. 5.1.2 : Fig. 6
w PCA	Sect. 5.1.3 : Fig. 7
$\epsilon_s, \zeta_s, \epsilon_\infty$	Sect. 5.1.4 : Figs. 8, 9
Early DE	Sect. 5.1.5 : Figs. 10, 11
Perturbation parameterizations:	
EFT exponential	Sect. 5.2.1 : Fig. 12
EFT linear	Sect. 5.2.1 : Fig. 13
μ, η scale-independent:	
DE-related	Sect. 5.2.2 : Figs. 1, 14, 15, 16, 17
time related	Sect. 5.2.2 : Figs. 14, 16
μ, η scale-dependent:	
DE-related	Sect. 5.2.2 : Fig. 18
time related	Sect. 5.2.2
Other particular examples:	
DE sound speed and k-essence	Sect. 5.3.1
Equation of state approach:	
Lorentz-violating massive gravity	Sect. 5.3.2
Generalized scalar fields	Sect. 5.3.2
$f(R)$	Sect. 5.3.3 : Figs. 19, 20
Coupled DE	Sect. 5.3.4 : Figs. 21, 22

tions: *Planck*, *Planck*+BSH, *Planck*+WL, *Planck*+BAO/RSD and *Planck*+WL+BAO/RSD. Throughout the text, unless otherwise specified, *Planck* refers to the baseline *Planck* TT+lowP combination. The effects of CMB lensing and *Planck* TT,TE,EE polarization have been tested on all runs above and are, in particular, used to constrain the amount of DE at early times. For each of them we indicate the section in which the model is described and the corresponding figures. In addition, all combinations in the table have been tested with and without CMB lensing. The impact of *Planck* high- ℓ polarization has been tested on all models for the combination *Planck*+BAO+SNe+ H_0 .

5. Results

We now proceed by illustrating in detail the models and parameterizations described in Sect. [3](#), through presenting results for each of them. The structure of this section is as follows. We start in Sect. [5.1](#) with smooth dark energy models that are effectively parameterized by the expansion history of the Universe alone. In Sect. [5.2](#) we study the constraints on the presence of non-negligible dark energy perturbations, both in the context of general modified gravity models described through effective field theories and with phenomenological parameterizations of the gravitational potentials and their combinations, as illustrated in Sect. [3.2.2](#). The last part, Sect. [5.3](#), illustrates results for a range of particular examples often considered in the literature.

5.1. Background parameterizations

In this section, we consider models where DE is a generic quintessence-like component with equation of state $w \equiv p/\rho$,

where p and ρ are the spatially averaged (background) DE pressure and density. Although it is important to include, as we do, DE perturbations, models in this section have a sound speed that is equal to the speed of light, which means that they are smooth on sub-horizon scales (see Sect. [3.1](#) for more details). We start with Taylor expansions and a principal component analysis of w in a fluid formalism, then consider actual quintessence models parameterized through their potentials and finally study the limits that can be put on the abundance of DE density at early times. At the end of the sub-section we provide the necessary information to compress the *Planck* CMB power spectrum into a 4-parameter Gaussian likelihood for applications where the full likelihood is too unwieldy.

5.1.1. Taylor expansions of w and w_0, w_a parameterization

If the dark energy is not a cosmological constant with $w = -1$ then there is no reason why w should remain constant. In order to test a time-varying equation of state, we expand $w(a)$ in a Taylor series. The first order corresponds to the $\{w_0, w_a\}$ case, also discussed in [Planck Collaboration XIII \(2015\)](#):

$$w(a) = w_0 + (1 - a)w_a. \quad (18)$$

We use the parameterized post-Friedmann (PPF) model of [Hu & Sawicki \(2007\)](#) and [Fang et al. \(2008\)](#) to allow for values $w < -1$ (note that there is another PPF formalism discussed in [Baker et al. \(2014a\)](#)). Marginalized posterior distributions for w_0, w_a, H_0 and σ_8 are shown in Fig. [3](#) and the corresponding 2D contours can be found in Fig. [4](#) for w_a vs w_0 and for σ_8 vs Ω_m . Results from *Planck* TT+lowP+BSH data

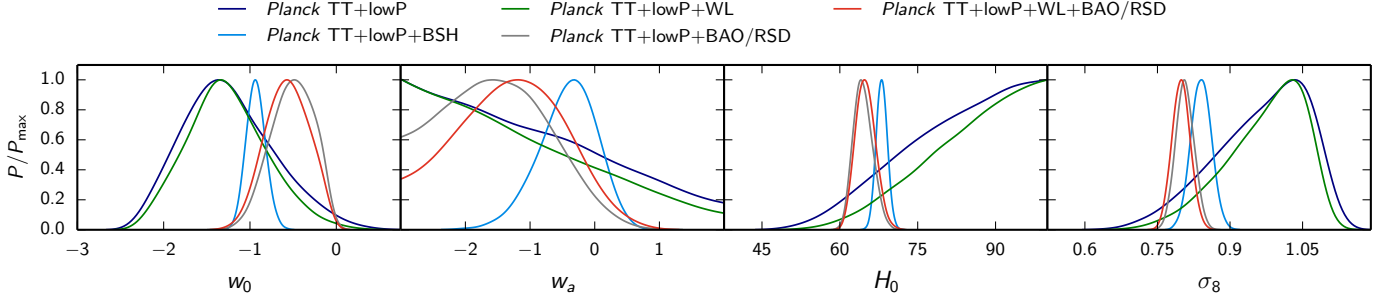


Fig. 3. Parameterization $\{w_0, w_a\}$ (see Sect. 5.1.1). Marginalized posterior distributions for w_0 , w_a , H_0 and σ_8 for various data combinations. The tightest constraints come from the *Planck* TT+lowP+BSh combination, which indeed tests background observations, and is compatible with Λ CDM.

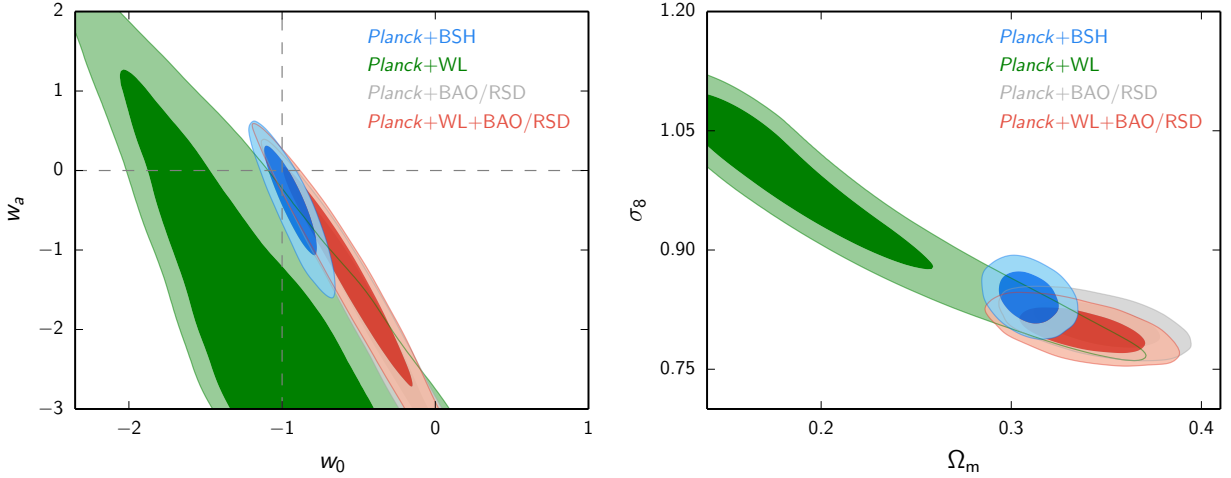


Fig. 4. Marginalized posterior distributions of the (w_0, w_a) parameterization (see Sect. 5.1.1) for various data combinations. The best constraints come from the priority combination and are compatible with Λ CDM. The dashed lines indicate the point in parameter space $(-1, 0)$ corresponding to the Λ CDM model. CMB lensing and polarization do not significantly change the constraints. Here *Planck* indicates *Planck* TT+lowP.

are shown in blue and corresponds to the combination we consider the most secure, which in this case also gives the strongest constraints. This is expected, since the BAO and SNe data included in the BSh combination provide the best constraints on the background expansion rate. Results for weak lensing (WL) and redshift space distortions (RSD) are also shown, both separately and combined. The constraints from these probes are weaker, since we are considering a smooth dark energy model where the perturbations are suppressed on small scales. While the WL data appear to be in slight tension with Λ CDM, according to the green contours shown in Fig. 4, the difference in total χ^2 between the best-fit in the $\{w_0, w_a\}$ model and in Λ CDM for *Planck* TT+lowP+WL is $\Delta\chi^2 = -5.6$, which is not very significant for 2 extra parameters (for normal errors a 2σ deviation corresponds to a χ^2 absolute difference of 6.2). The WL contributes a $\Delta\chi^2$ of -2.0 and the $\Delta\chi^2_{\text{CMB}} = -3.3$ (virtually the same as when using *Planck* TT+lowP alone, for which $\Delta\chi^2_{\text{CMB}} = -3.2$, which seems to indicate that WL is not in tension with *Planck* TT+lowP within a (w_0, w_a) cosmology). However, as also discussed in [Planck Collaboration XIII \(2015\)](#), these data combinations prefer very high values of H_0 , which is visible also in the third panel of Fig. 3. The combination *Planck* TT+lowP+BSh,

on the other hand, is closer to Λ CDM, with a total χ^2 difference between (w_0, w_a) and Λ CDM of only -0.8 . We also show in Fig. 5 the equation of state reconstructed as a function of redshift from the linear expansion in the scale factor a for different combinations of data.

One might wonder whether it is reasonable to stop at first order in $w(a)$. We have therefore tested a generic expansion in powers of the scale factor up to order N :

$$w(a) = w_0 + \sum_{i=1}^N (1-a)^i w_i. \quad (19)$$

We find that all parameters are very stable when allowing higher order polynomials; the w_i parameters are weakly constrained and going from $N = 1$ (the linear case) to $N = 2$ (quadratic case) to $N = 3$ (cubic expansion) does not improve the goodness of fit and stays compatible with Λ CDM, which indicates that a linear parameterization is sufficient.

5.1.2. 1-parameter varying w

A simple example of a varying w model that can be written in terms of one extra parameter only (instead of w_0, w_a) was proposed in [Gott & Slepian \(2011\)](#); [Slepian et al. \(2014\)](#), motivated in connection to a DE minimally-coupled scalar field, slowly rolling down a potential $\frac{1}{2}m^2\phi^2$, analogous to the one predicted in chaotic inflation ([Linde 1983](#)). More generally, one can fully characterize the background by expanding a varying equation of state $w(z) \equiv -1 + \delta w(z) \approx -1 + \delta w_0 \times H_0^2/H^2(z)$, where:

$$\frac{H^2(z)}{H_0^2} \approx \Omega_m(1+z)^3 + \Omega_{de} \left[\frac{(1+z)^3}{\Omega_m(1+z)^3 + \Omega_{de}} \right]^{\delta w_0/\Omega_{de}}, \quad (20)$$

at first order in δw_0 , which is then the only extra parameter. Marginalized posterior contours in the plane $h-\delta w_0$ are shown in [Fig. 6](#). The tightest constraints come from the combination *Planck* TT+lowP+lensing+BSH that gives $\delta w_0 = -0.008 \pm 0.068$ at 68% confidence level, which slightly improves constraints found by [Aubourg et al. \(2014\)](#).

5.1.3. Principal Component Analysis on $w(z)$

A complementary way to measure the evolution of the equation of state, which is better able to model rapid variations, proceeds by choosing w in N fixed bins in redshift and by performing a principal component analysis to uncorrelate the constraints. We consider $N = 4$ different bins in z and assume that w has a constant value p_i in each of them. We then smooth the transition from one bin to the other such that:

$$w(z) = p_{i-1} + \Delta w \left(\tanh \left[\frac{z - z_i}{s} \right] + 1 \right) \text{ for } z < z_i, \quad i \in \{1, 4\}, \quad (21)$$

with $\Delta w \equiv (p_i - p_{i-1})/2$, a smoothing scale $s = 0.02$, and a binning $z_i = (0, 0.2, 0.4, 0.6, 1.8)$. We have tested also a larger number of bins (up to $N = 18$) and have found no improvement in the goodness of fit.

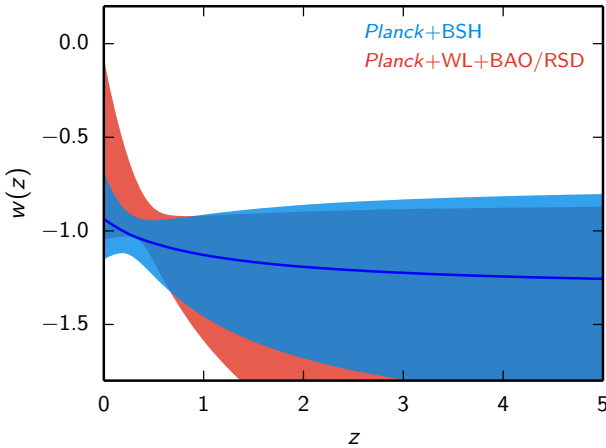


Fig. 5. Reconstructed equation of state $w(z)$ as a function of redshift (see Sect. 5.1.1), when assuming a Taylor expansion of $w(z)$ to first-order ($N = 1$ in Eq. 19), for different combinations of the data sets. The coloured areas show the regions which contain 95% of the models. The central blue line is the median line for *Planck* TT+lowP+BSH. Here *Planck* indicates *Planck* TT+lowP.

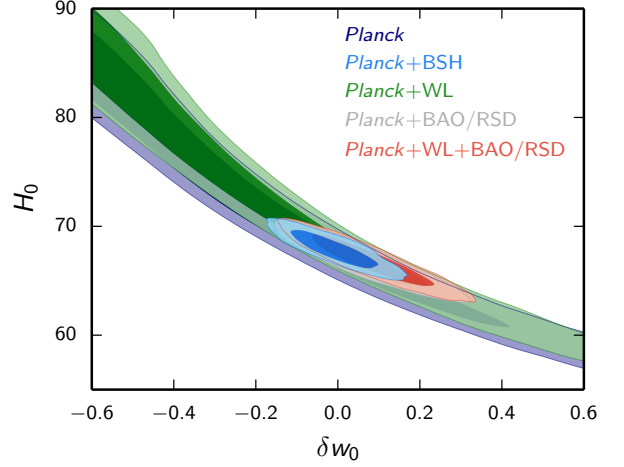


Fig. 6. Marginalized posterior contours in the $h-\delta w_0$ plane are shown for 1-parameter varying w models (see Sect. 5.1.2) for different data combinations. Here *Planck* indicates *Planck* TT+lowP.

The constraints on the vector $\mathbf{p}_i (i = 1, \dots, N)$ of values that $w(z)$ can assume in each bin is difficult to interpret, due to the correlations between bins. To uncorrelate the bins, we perform a principal component analysis ([Huterer & Starkman 2003](#); [Huterer & Cooray 2005](#); [Said et al. 2013](#)). We first run COSMOMC ([Lewis & Bridle 2002](#)) on the original binning values \mathbf{p}_i ; then extract the covariance matrix that refers to the parameters we want to constrain:

$$C \equiv \langle \mathbf{p} \mathbf{p}^T \rangle - \langle \mathbf{p} \rangle \langle \mathbf{p}^T \rangle, \quad (22)$$

where \mathbf{p} is the vector of parameters p_i and \mathbf{p}^T is its transpose. We calculate the Fisher matrix, $F = C^{-1}$, and diagonalize it, $F = O^T \Lambda O$, where Λ is diagonal and O is the orthogonal matrix whose columns are the eigenvectors of the Fisher matrix. We then define $\tilde{W} = O^T \Lambda^{1/2} O$ (e.g., [Huterer & Cooray 2005](#)) and normalize this such that its rows sum up to unity; this matrix can be used to find the new vector $\mathbf{q} = \tilde{W} \mathbf{p}$ of uncorrelated parameters that describe $w(z)$. This choice of \tilde{W} has been shown to be convenient, since most of the weights (i.e., the rows of \tilde{W}) are found to be positive and fairly well localized in redshift. In [Fig. 7](#) (lower panel) we show the weights for each bin as a function of redshift. Because they overlap only partially, we can assume the binning to be the same as the original one and attach to each of them error bars corresponding to the mean and standard deviations of the q values. The result is shown in [Fig. 7](#), top panel. The equation of state is compatible with the Λ CDM value $w = -1$. Note however that this plot contains more information than a Taylor expansion to first order.

5.1.4. Parameterization for a weakly-coupled canonical scalar field.

We continue our investigation of background parameterizations by considering a slowly rolling scalar field. In this case, as in inflation, we can avoid writing down an explicit potential $V(\phi)$ and instead parameterize $w(a)$ at late times, in the presence of

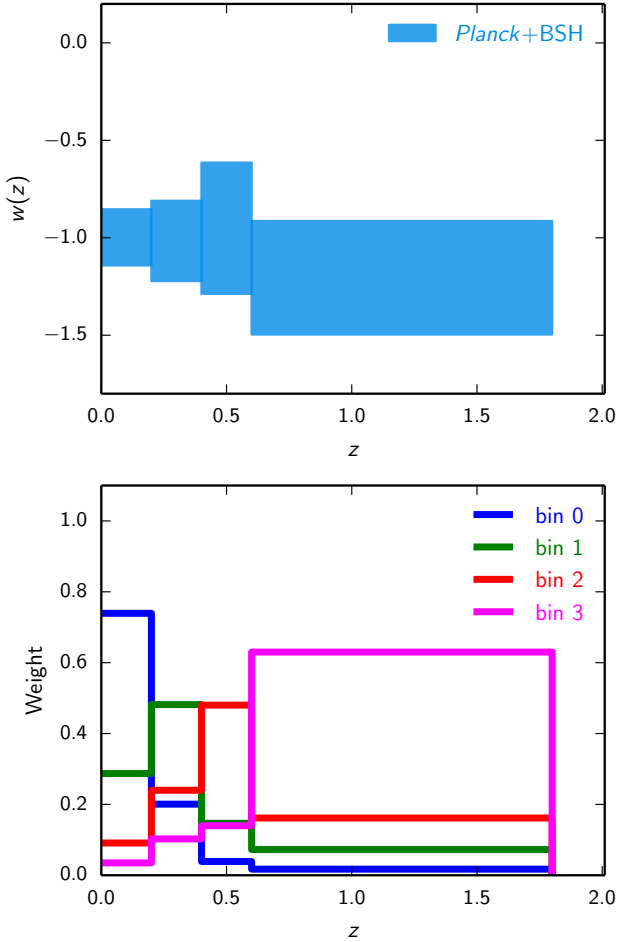


Fig. 7. PCA analysis constraints (described in Sect. 5.1.3). The top panel shows the reconstructed equation of state $w(z)$ after the PCA analysis. Vertical error bars correspond to mean and standard deviations of the q vector parameters, while horizontal error bars are the amplitude of the original binning. The bins are not exactly independent but are rather smeared out as illustrated in the bottom panel. The bottom panel shows the PCA corresponding weights on $w(z)$ as a function of redshift for the combination *Planck* TT+lowP+BSH. In other words, error bars in the top panel correspond therefore to the errors in the q parameters, which are linear combinations of the p parameters, i.e. a smeared out distribution with weights shown in the lower panel.

matter, as (Huang et al. 2011)

$$w = -1 + \frac{2}{3}\epsilon_s F^2\left(\frac{a}{a_{\text{de}}}\right), \quad (23)$$

where the “slope parameter” ϵ_s is defined as:

$$\epsilon_s \equiv \epsilon_V|_{a=a_{\text{de}}}, \quad (24)$$

with $\epsilon_V \equiv \left(\frac{d \ln V}{d \phi}\right)^2 M_{\text{P}}^2/2$ being a function of the slope of the potential. Here $M_{\text{P}} \equiv 1/\sqrt{8\pi G}$ is the reduced Planck mass and a_{de} is the scale factor where the total matter and DE densities are equal. The function $F(x)$ in Eq. (23) is defined as:

$$F(x) \equiv \frac{\sqrt{1+x^3}}{x^{3/2}} - \frac{\ln(x^{3/2} + \sqrt{1+x^3})}{x^3}. \quad (25)$$

Eq. (23) parameterizes $w(a)$ with one parameter ϵ_s , while a_{de} depends on Ω_{m} and ϵ_s and can be derived using an approximated fitting formula that facilitates numerical computation (Huang et al. 2011). Positive (negative) values of ϵ_s correspond to quintessence (phantom) models.

Eq. (23) is only valid for late-Universe slow-roll ($\epsilon_V \lesssim 1$ and $\eta_V \equiv M_{\text{P}}^2 V''/V \ll 1$) or the moderate-roll ($\epsilon_V \lesssim 1$ and $\eta_V \lesssim 1$) regime. For quintessence models, where the scalar field rolls down from a very steep potential, at early times $\epsilon_V(a) \gg 1$, however the fractional density $\Omega_{\phi}(a) \rightarrow 0$ and the combination $\epsilon_V(a)\Omega_{\phi}(a)$ approaches a constant, defined to be a second parameter $\epsilon_{\infty} \equiv \lim_{a \rightarrow 0} \epsilon_V(a)\Omega_{\phi}(a)$.

One could also add a third parameter ζ_s to capture the time-dependence of ϵ_V via corrections to the functional dependence of $w(a)$ at late time. This parameter is defined as the relative difference of $d\sqrt{\epsilon_V\Omega_{\phi}}/dy$ at $a = a_{\text{de}}$ and at $a \rightarrow 0$, where $y \equiv (a/a_{\text{de}})^{3/2}/\sqrt{1+(a/a_{\text{de}})^3}$. If $\epsilon_{\infty} \ll 1$, ζ_s is proportional to the second derivative of $\ln V(\phi)$, but for large ϵ_{∞} , the dependence is more complicated (Huang et al. 2011). In other words, while ϵ_s is sensitive to the late time evolution of $1+w(a)$, ϵ_{∞} captures its early time behaviour. Quintessence/phantom models can be mapped into ϵ_s - ϵ_{∞} space and the classification can be further refined with ζ_s . For Λ CDM, all three parameters are zero.

In Fig. 8 we show the marginalized posterior distributions at 68.3% and 95.4% confidence levels in the parameter space ϵ_s - Ω_{m} , marginalizing over the other parameters. In Fig. 9 we show the current constraints on quintessence models projected in ϵ_s - ϵ_{∞} space. The constraints are obtained by marginalizing over all other cosmological parameters. The models here include exponentials $V = V_0 \exp(-\lambda\phi/M_{\text{P}})$ (Wetterich 1988), cosines from pseudo-Nambu Goldstone bosons (pnGB) $V = V_0[1 + \cos(\lambda\phi/M_{\text{P}})]$ (Frieman et al. 1995; Kaloper & Sorbo 2006), power laws $V = V_0(\phi/M_{\text{P}})^{-n}$ (Ratra & Peebles 1988), and models motivated by supergravity (SUGRA) $V = V_0(\phi/M_{\text{P}})^{-\alpha} \exp[(\phi/M_{\text{P}})^2]$ (Brax & Martin 1999). The model projection is done with a fiducial $\Omega_{\text{m}} = 0.3$ cosmology. We have verified that variations of 1% compared to the fiducial Ω_{m} lead to negligible changes in the constraints.

Mean values and uncertainties for a selection of cosmological parameters are shown in Table 2, for both the 1-parameter case (i.e., ϵ_s only, with $\epsilon_{\infty} = 0$ and $\zeta_s = 0$, describing “thawing” quintessence/phantom models, where $\dot{\phi} = 0$ in the early Universe) and the 3-parameter case (general quintessence/phantom models where an early-Universe fast-rolling phase is allowed). When we vary the data sets and theoretical prior (between the 1-parameter and 3-parameter cases), the results are all compatible with Λ CDM and mutually compatible with each other. Because ϵ_s and ϵ_{∞} are correlated, caution has to be taken when looking at the marginalized constraints in the table. For instance, the constraint on ϵ_s is tighter for the 3-parameter case, because in this case flatter potentials are preferred in the late Universe in order to slow-down larger $\dot{\phi}$ from the early Universe. A better view of the mutual consistency can be obtained from Fig. 9. We find that the addition of polarization data does not have a large impact on these DE parameters. Adding polarization data to *Planck*+BSH shifts the mean of ϵ_s by $-1/6\sigma$ and reduces the uncertainty of ϵ_s by 20%, while the 95% upper bound on ϵ_{∞} remains unchanged.

5.1.5. Dark energy density at early times

Quintessence models can be divided into two classes, namely cosmologies with or without DE at early times. Although the

Parameter	<i>Planck</i> TT+lowP +lensing+BSH	<i>Planck</i> TT+lowP +lensing+WL	<i>Planck</i> TT+lowP +lensing+BAO/RSD	<i>Planck</i> TT+lowP +lensing+WL+BAO/RSD	<i>Planck</i> TT,TE,EE+lowP + BSH
Ω_e	< 0.0071	< 0.0087	< 0.0070	< 0.0070	< 0.0036
w_0	< -0.93	< -0.76	< -0.90	< -0.90	< -0.94

Table 3. Marginalized 95 % limits on Ω_e and w_0 for the early DE parameterization in Eq. (26) and different combinations of data (see Sect. 5.1.5). Including high- ℓ polarization significantly tightens the bounds.

As first shown in Pettorino et al. (2013), bounds on Ω_e can be weaker if DE is present only over a limited range of redshifts. In particular, EDE reduces structure growth in the period after last scattering, implying a smaller number of clusters as compared to Λ CDM, and therefore a weaker lensing potential to influence the anisotropies at high ℓ . It is possible to isolate this effect by switching on EDE only after last scattering, at a scale factor a_e (or equivalently for redshifts smaller than z_e). Here we adopt the parameterization “EDE3” proposed in Pettorino et al. (2013) to which we refer for more details:

$$\Omega_{\text{de}}(a) = \begin{cases} \frac{\Omega_{\text{de}0}}{\Omega_{\text{de}0} + \Omega_{\text{m}0}a^{-3} + \Omega_{\text{r}0}a^{-4}} & \text{for } a \leq a_e; \\ \Omega_e & \text{for } a_e < a < a_c; \\ \frac{\Omega_{\text{de}0}}{\Omega_{\text{de}0} + \Omega_{\text{m}0}a^{-3} + \Omega_{\text{r}0}a^{-4}} & \text{for } a > a_c. \end{cases} \quad (27)$$

In this case, early dark energy is present in the time interval $a_e < a < a_c$, while outside this interval it behaves as in Λ CDM, including the radiation contribution, unlike in Eq. (26). During that interval in time, there is a non-negligible EDE contribution, parameterized by Ω_e . The constant a_c is fixed by continuity, so that the parameters $\{\Omega_e, a_e\}$ fully determine how much EDE there was and how long its presence lasted. We choose four fixed values of a_e corresponding to $z_e = 10, 50, 200$ and 1000 and include Ω_e as a free parameter in MCMC runs for each value of a_e . Results are shown in Fig. 11 where we plot Ω_e as a function of the redshift z_e at which DE starts to be non-negligible. The smaller the value of z_e , the weaker are the constraints, though still very tight, with $\Omega_e \lesssim 2\%$ (95 % CL) for $z_e \approx 50$.

5.1.6. Compressed likelihood

Before concluding the set of results on background parameterizations, we discuss here how to reduce the full likelihood information to few parameters. As discussed for example in Kosowsky et al. (2002) and Wang & Mukherjee (2007), it is possible to compress a large part of the information contained in the CMB power spectrum into just a few numbers⁵: here we use specifically the CMB shift parameter R (Efstathiou & Bond 1999), the angular scale of the sound horizon at last scattering ℓ_A (or equivalently θ_*), as well the baryon density ω_b and the scalar spectral index n_s . The first two quantities are defined as

$$R \equiv \sqrt{\Omega_m H_0^2 D_A(z_*)/c}, \quad \ell_A \equiv \pi D_A(z_*)/r_s(z_*) = \pi/\theta_*, \quad (28)$$

where $D_A(z)$ is the comoving angular diameter distance to redshift z , z_* is the redshift for which the optical depth is unity and $r_s(z_*) = r_*$ is the comoving size of the sound horizon at

⁵ There are also alternative approaches that compress the power spectra directly, like e.g. PICO (Fendt & Wandelt 2006).

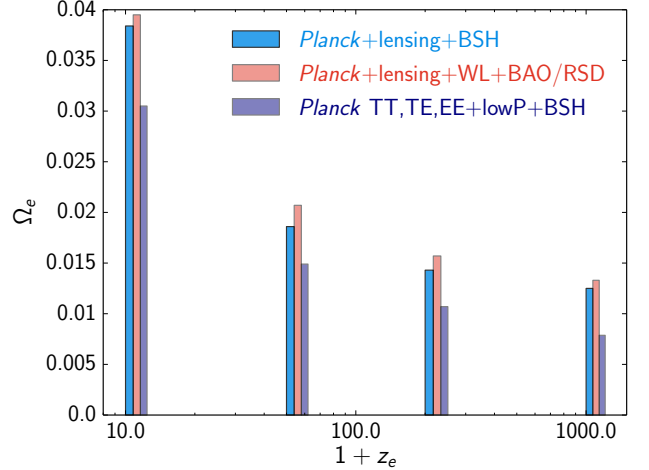


Fig. 11. Amount of DE at early times Ω_e as a function of the redshift z_e after which early DE is non-negligible (see Eq. (27), Sect. 5.1.5) for different combinations of data sets. The heights of the columns give the limit at 95 % CL on Ω_e , as obtained from Monte Carlo runs for the values $z_e = 10, 50, 200$ and 1000. The width of the columns has no physical meaning and is just due to plotting purposes. Here *Planck* indicates *Planck* TT+lowP.

z_* . These numbers are effectively observables and they apply to models with either non-zero curvature or a smooth DE component (Mukherjee et al. 2008). It should be noted, however, that the constraints on these quantities, especially on R , are sensitive to changes in the growth of perturbations. This can be seen easily with the help of the “dark degeneracy” (Kunz 2009), i.e., the possibility to absorb part of the dark matter into the dark energy, which changes Ω_m without affecting observables. For this reason the compressed likelihood presented here cannot be used for models with low sound speed or modifications of gravity (and is therefore located at the end of this “background” section).

The marginalized mean values and 68 % confidence intervals for the compressed likelihood values are shown in Table 4 for *Planck* TT+lowP. The posterior distribution of $\{R, \ell_A, \omega_b, n_s\}$ is approximately Gaussian, which allows us to specify the likelihood easily by giving the mean values and the covariance matrix, as derived from a Monte Carlo Markov chain (MCMC) approach, in this case from the grid chains for the w CDM model. Since these quantities are very close to observables directly derivable from the data, and since smoothly parameterized DE models are all compatible with the *Planck* observations to a comparable degree, they lead to very similar central values and essentially the same covariance matrix. The Gaussian likelihood in $\{R, \ell_A, \omega_b, n_s\}$ given by Table 4 is thus useful for combining *Planck* temperature and low- ℓ polarization data with other data sets and for inclusion in Fisher matrix forecasts for future surveys. This is especially useful when interested in parameters

Smooth DE models	<i>Planck</i> TT+lowP	R	ℓ_A	$\Omega_b h^2$	n_s
R	1.7488 \pm 0.0074	1.0	0.54	-0.63	-0.86
ℓ_A	301.76 \pm 0.14	0.54	1.0	-0.43	-0.48
$\Omega_b h^2$	0.02228 \pm 0.00023	-0.63	-0.43	1.0	0.58
n_s	0.9660 \pm 0.0061	-0.86	-0.48	0.58	1.0
Marginalized over A_L	<i>Planck</i> TT+lowP	R	ℓ_A	$\Omega_b h^2$	n_s
R	1.7382 \pm 0.0088	1.0	0.64	-0.75	-0.89
ℓ_A	301.63 \pm 0.15	0.64	1.0	-0.55	-0.57
$\Omega_b h^2$	0.02262 \pm 0.00029	-0.75	-0.55	1.0	0.71
n_s	0.9741 \pm 0.0072	-0.89	-0.57	0.71	1.0

Table 4. Compressed likelihood discussed in Sect. 5.1.6. The left columns give the marginalized mean values and standard deviation for the parameters of the compressed likelihood for *Planck* TT+lowP, while the right columns present the normalized covariance or correlation matrix D for the parameters of the compressed likelihood for *Planck* TT+lowP. The covariance matrix C is then given by $C_{ij} = \sigma_i \sigma_j D_{ij}$ (without summation), where σ_i is the standard deviation of parameter i . While the upper values were derived for w CDM and are consistent with those of Λ CDM and the $\{w_0, w_a\}$ model, we marginalized over the amplitude of the lensing power spectrum for the lower values, which leads to a more conservative compressed likelihood.

such as $\{w_0, w_a\}$, for which the posterior is very non-Gaussian and cannot be accurately represented by a direct covariance matrix (as can be seen in Fig. 4).

The quantities that make up the compressed likelihood are supposed to be “early universe observables” that describe the observed power spectrum and are insensitive to late time physics. However, lensing by large-scale structure has an important smoothing effect on the C_ℓ and is detected at over 10σ in the power spectrum (see section 5.2 of [Planck Collaboration XIII \(2015\)](#)). We checked by comparing different MCMC chains that the compressed likelihood is stable for Λ CDM, w CDM and the $\{w_0, w_a\}$ model. However, the “geometric degeneracy” in curved models is broken significantly by the impact of CMB lensing on the power spectrum (see Fig. 25 of [Planck Collaboration XIII 2015](#)) and for non-flat models one needs to be more careful. For this reason we also provide the ingredients for the compressed likelihood marginalized over the amplitude A_L of the lensing power spectrum in the lower part of Table 4. Marginalizing over A_L increases the errors in some variables by over 20% and slightly shifts the mean values, giving a more conservative choice for models where the impact of CMB lensing on the power spectrum is non-negligible.

We notice that the constraints on $\{R, \ell_A, \omega_b, n_s\}$ given in Table 4 for *Planck* TT+lowP data are significantly weaker than those predicted by table II of [Mukherjee et al. \(2008\)](#), which were based on the “Planck Blue Book” specifications [Planck Collaboration \(2005\)](#). This is because these forecasts also used high- ℓ polarization. If we derive the actual *Planck* covariance matrix for the *Planck* TT,TE,EE+lowP likelihood then we find constraints that are about 50% smaller than those given above, and are comparable and even somewhat stronger than those quoted in [Mukherjee et al. \(2008\)](#). The mean values have of course shifted to represent what *Planck* has actually measured.

5.2. Perturbation parameterizations

Up to now we have discussed in detail the ensemble of background parameterizations, in which DE is assumed to be a smooth fluid, minimally interacting with gravity. General modifications of gravity, however, change both the background and the perturbation equations, allowing for contribution to clustering (via a sound speed different than unity) and anisotropic

stress different from zero. Here we illustrate results for perturbation degrees of freedom, approaching MG from two different perspectives, as discussed in Sect. 3. First we discuss results for EFT cosmologies, with a “top-down” approach that starts from the most general action allowed by symmetry and selects from there interesting classes belonging to so-called “Horndeski models”, which, as mentioned in Sect. 3.2.1, include almost all stable scalar-tensor theories, universally coupled, with second-order equations of motion in the fields. We then proceed by parameterizing directly the gravitational potentials and their combinations, as illustrated in Sect. 3.2.2. In this way we can test more phenomenologically their effect on lensing and clustering, in a “bottom-up” approach from observations to theoretical models.

5.2.1. Modified gravity: EFT and Horndeski models

The first of the two approaches described in Sect. 3.2.1 adopts effective field theory (EFT) to investigate DE ([Gleyzes et al. 2013](#); [Gubitosi et al. 2013](#)), based on the action of Eq. (2). The parameters that appear in the action, when choosing the nine time-dependent functions $\{\Omega, c, \Lambda, \bar{M}_1^3, \bar{M}_2^4, \bar{M}_3^2, M_2^4, \hat{M}^2, m_2^2\}$, describe the effective DE. The full background and perturbation equations for this action have been implemented in the publicly available Boltzmann code EFTCAMB ([Hu et al. 2014](#); [Raveri et al. 2014](#))⁶. Given an expansion history (which we fix to be Λ CDM, i.e., effectively $w = -1$) and an EFT function $\Omega(a)$, EFTCAMB computes c and Λ from the Friedmann equations and the assumption of spatial flatness ([Hu et al. 2014](#)). As we have seen in Sect. 5.1, for smooth DE models the constraints on the DE equation of state are compatible with $w = -1$; hence this choice is not a limitation for the following analysis. In addition, EFTCAMB uses a set of stability criteria in order to specify whether a given model is stable and ghost-free, i.e. without negative energy density for the new degrees of freedom. This will automatically place a theoretical prior on the parameter space while performing the MCMC analysis.

The remaining six functions, $\bar{M}_1^3, \bar{M}_2^4, \bar{M}_3^2, M_2^4, \hat{M}^2, m_2^2$, are internally redefined in terms of the dimensionless parameters α_i

⁶ <http://www.lorentz.leidenuniv.nl/~hu/codes/>, version 1.1, Oct. 2014.

with i running from 1 to 6:

$$\begin{aligned}\alpha_1^4 &= \frac{M_2^4}{m_0^2 H_0^2}, & \alpha_2^3 &= \frac{\bar{M}_1^3}{m_0^2 H_0}, & \alpha_3^2 &= \frac{\bar{M}_2^2}{m_0^2}, \\ \alpha_4^2 &= \frac{\bar{M}_3^2}{m_0^2}, & \alpha_5^2 &= \frac{\hat{M}^2}{m_0^2}, & \alpha_6^2 &= \frac{m_2^2}{m_0^2}.\end{aligned}$$

We will always demand that

$$m_2^2 = 0 \text{ (or equivalently } \alpha_6^2 = 0), \quad (29)$$

$$\bar{M}_3^2 = -\bar{M}_2^2 \text{ (or equivalently } \alpha_4^2 = -\alpha_3^2), \quad (30)$$

which eliminates models containing higher-order spatial derivatives (Gleyzes et al. 2013, 2014). In this case the nine functions of time discussed above reduce to a minimal set of five functions of time that can be labelled $\{\alpha_M, \alpha_K, \alpha_B, \alpha_T, \alpha_H\}$, in addition to the Planck mass M_* (the evolution of which is determined by H and α_M), and an additional function of time describing the background evolution, e.g., $H(a)$. The former are related to the EFT functions via the following relations:

$$M_*^2 = m_0^2 \Omega + \bar{M}_2^2; \quad (31)$$

$$M_*^2 H \alpha_M = m_0^2 \dot{\Omega} + \dot{\bar{M}}_2^2; \quad (32)$$

$$M_*^2 H^2 \alpha_K = 2c + 4M_*^2; \quad (33)$$

$$M_*^2 H \alpha_B = -m_0^2 \dot{\Omega} - \bar{M}_1^3; \quad (34)$$

$$M_*^2 \alpha_T = -\bar{M}_2^2; \quad (35)$$

$$M_*^2 \alpha_H = 2\hat{M}^2 - \bar{M}_2^2. \quad (36)$$

These five α functions are closer to a physical description of the theories under investigation (Bellini & Sawicki 2014). For example: α_T enters in the equation for gravitational waves, affecting their speed and the position of the primordial peak in B -mode polarization; α_M affects the lensing potential, but also the amplitude of the primordial polarization peak in B -modes (Amendola et al. 2014; Raveri et al. 2014; Pettorino & Amendola 2014). It is then possible to relate the desired choice for the Horndeski variables to an appropriate choice of the EFT functions,

$$\partial_\tau(M_*^2) = \mathcal{H} M_*^2 \alpha_M, \quad (37)$$

$$m_0^2(\Omega + 1) = (1 + \alpha_T) M_*^2, \quad (38)$$

$$\bar{M}_2^2 = -\alpha_T M_*^2, \quad (39)$$

$$4M_*^2 = M_*^2 \mathcal{H}^2 \alpha_K - 2c, \quad (40)$$

$$\bar{M}_1^3 = -M_*^2 \mathcal{H} \alpha_B + m_0^2 \dot{\Omega}, \quad (41)$$

$$2\hat{M}^2 = M_*^2(\alpha_H - \alpha_T), \quad (42)$$

where \mathcal{H} is the conformal Hubble function, m_0 the bare Planck mass and M_* the effective Planck mass. Fixing α_M corresponds to fixing M_* through Eq. (37). Once α_T has been chosen, Ω is obtained from Eq. (38). Finally, α_B determines \bar{M}_1^3 via Eq. (41), while the choice of α_H fixes \hat{M}^2 via Eq. (42). In this way, our choice of the EFT functions can be guided by the selection of different “physical” scenarios, corresponding to turning on different Horndeski functions.

To avoid possible consistency issues with higher derivatives, we set⁷ $\bar{M}_3^2 = \bar{M}_2^2 = 0$ in order to satisfy Eq. (30). From Eq. (39) and Eq. (31) this implies $\alpha_T = 0$, so that tensor waves move with

⁷ Because of the way EFTCAMB currently implements these equations internally, it is not possible to satisfy Eq. (30) otherwise.

the speed of light. In addition, we set $\alpha_H = 0$ so as to remain in the original class of Horndeski theories. As a consequence, $\hat{M}^2 = 0$ from Eq. (42) and $M_*^2 = m_0^2(1 + \Omega)$ from Eq. (31). For simplicity we also turn off all other higher-order EFT operators and set $\bar{M}_1^3 = M_*^2 = 0$. Comparing Eq. (32) and Eq. (41), this implies $\alpha_B = -\alpha_M$.

In summary, in the following we consider Horndeski models in which $\alpha_M = -\alpha_B$, α_K is fixed by Eq. (34), with $M_2 = 0$ as a function of c and $\alpha_T = \alpha_H = 0$. We are thus considering non-minimally coupled “K-essence” type models, similar to the ones discussed in Sawicki et al. (2013).

The only free function in this case is α_M , which is linked to Ω through:

$$\alpha_M = \frac{a}{\Omega + 1} \frac{d\Omega}{da}. \quad (43)$$

By choosing a non-zero α_M (and therefore a time evolving Ω) we introduce a non-minimal coupling in the action (see Eq. 2), which will lead to non-zero anisotropic stress and to modifications of the lensing potential, typical signatures of MG models. Here we will use a scaling ansatz, $\alpha_M = \alpha_{M0} a^\beta$, where α_{M0} is the value of α_M today, and $\beta > 0$ determines how quickly the modification of gravity decreases in the past.

Integrating Eq. (43) we obtain

$$\Omega(a) = \exp\left\{\frac{\alpha_{M0}}{\beta} a^\beta\right\} - 1, \quad (44)$$

which coincides with the built-in exponential model of EFTCAMB for $\Omega_0 = \alpha_{M0}/\beta$. The marginalized posterior distributions for the two parameters Ω_0 and β are plotted in Fig. 12 for different combinations of data. For $\alpha_{M0} = 0$ we recover Λ CDM. For small values of Ω_0 and for $\beta = 1$, the exponential reduces to the built-in linear evolution in EFTCAMB,

$$\Omega(a) = \Omega_0 a. \quad (45)$$

The results of the MCMC analysis are shown in Table 5. For both the exponential and the linear model we use a flat prior $\Omega_0 \in [0, 1]$. For the scaling exponent β of the exponential model we use a flat prior $\beta \in (0, 3]$. For $\beta \rightarrow 0$ the MG parameter α_M remains constant and does not go to zero in the early Universe, while for $\beta = 3$ the scaling would correspond to M functions in the action (2) which are of the same order as the relative energy density between DE and the dark matter background, similar to the suggestion in Bellini & Sawicki (2014). An important feature visible in Fig. 12 is the sharp cutoff at $\beta \approx 1.5$. This cutoff is due to “viability conditions” that are enforced by EFTCAMB and that reject models due to a set of theoretical criteria (see Hu et al. (2014) for a full list of theoretical priors implemented in EFTCAMB). Disabling some of these conditions allows to extend the acceptable model space to larger β , and we find that the constraints on α_{M0} continue to weaken as β grows further, extending Fig. 12 in the obvious way. We prefer however to use here the current public EFTCAMB version without modifications. A better understanding of whether all stability conditions implemented in the code are really necessary or exclude a larger region than necessary in parameter space will have to be addressed in the future. The posterior distribution of the linear evolution for Ω is shown in Fig. 13 and is compatible with Λ CDM. Finally, it is interesting to note that in both the exponential and the linear expansion, the inclusion of WL data set weakens constraints with respect to *Planck* TT+lowP alone. This is due to the fact that in these EFT theories, WL and *Planck* TT+lowP are in tension with each other, WL preferring higher values of the expansion rate with respect to *Planck*.

Parameter	TT+lowP+BSH	TT+lowP+WL	TT+lowP+BAO/RSD	TT+lowP+BAO/RSD+WL	TT,TE,EE	TT,TE,EE+BSH
Linear EFT						
α_{M0}	< 0.052(95 %CL)	< 0.072(95 %CL)	< 0.057(95 %CL)	< 0.074(95 %CL)	< 0.050(95 %CL)	< 0.043(95 %CL)
H_0	67.69 ± 0.55	67.75 ± 0.95	67.63 ± 0.63	67.89 ± 0.62	67.17 ± 0.66	67.60 ± 0.48
σ_8	0.826 ± 0.015	0.818 ± 0.014	0.822 ± 0.014	0.814 ± 0.014	0.830 ± 0.013	0.830 ± 0.014
Exponential EFT						
α_{M0}	< 0.063(95 %CL)	< 0.092(95 %CL)	< 0.066(95 %CL)	< 0.097(95 %CL)	< 0.054(95 %CL)	< 0.062(95 %CL)
β	$0.87^{+0.57}_{-0.27}$	$0.91^{+0.54}_{-0.26}$	$0.88^{+0.56}_{-0.28}$	$0.92^{+0.53}_{-0.25}$	$0.90^{+0.55}_{-0.26}$	$0.92^{+0.53}_{-0.24}$
H_0	67.70 ± 0.56	67.78 ± 0.96	67.60 ± 0.62	67.87 ± 0.63	67.15 ± 0.65	67.58 ± 0.46
σ_8	0.826 ± 0.015	0.817 ± 0.014	0.821 ± 0.014	0.814 ± 0.014	0.830 ± 0.013	0.830 ± 0.013

Table 5. Marginalized mean values and 68 % CL intervals for the EFT parameters, both in the linear model, α_{M0} , and in the exponential one, $\{\alpha_{M0}, \beta\}$ (see Sect. 5.2.1). Adding CMB lensing does not improve the constraints, while small-scale polarization can more strongly constraint α_{M0} .

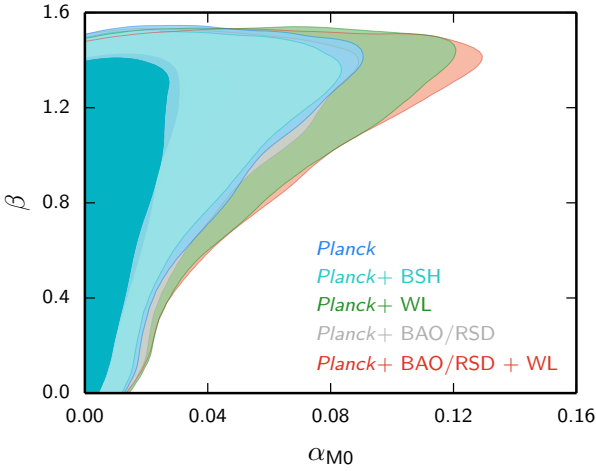


Fig. 12. Marginalized posterior distributions at 68 % and 95 % C.L. for the two parameters α_{M0} and β of the exponential evolution, $\Omega(a) = \exp(\Omega_0 a^\beta) - 1.0$, see Sect. 5.2.1. Here α_{M0} is defined as $\Omega_0 \beta$ and the background is fixed to Λ CDM. $\Omega_{M0} = 0$ corresponds to the Λ CDM model also at perturbation level. Note that *Planck* means *Planck* TT+lowP. Adding WL to the data sets results in broader contours, as a consequence of the slight tension between the *Planck* and WL data sets.

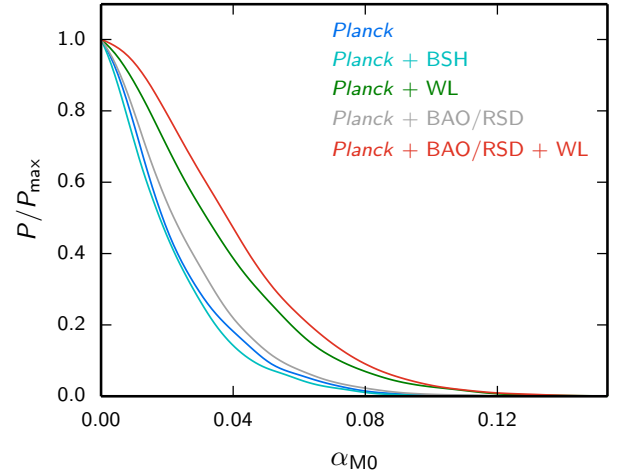


Fig. 13. Marginalized posterior distribution of the linear EFT model background parameter, Ω , with Ω parameterized as a linear function of the scale factor, i.e., $\Omega(a) = \alpha_{M0} a$, see Sect. 5.2.1. The equation of state parameter w_{de} is fixed to -1 , and therefore, $\Omega_0 = 0$ will correspond to the Λ CDM model. Here *Planck* means *Planck* TT+lowP. Adding CMB lensing to the data sets does not change the results significantly; high- ℓ polarization tightens the constraints by a few percent, as shown in Tab. 5.

5.2.2. Modified gravity and the gravitational potentials

The second approach used in this paper to address MG is more phenomenological and, as described in Sect. 3.2.2, starts from directly parameterizing the functions of the gravitational potentials listed in Eqs. (3)–(6). Any choice of two of those functions will fully parameterize the deviations of the perturbations from a smooth DE model and describe the cosmological observables of an MG model.

In Simpson et al. (2013) the amplitude of the deviation with respect to Λ CDM was parameterized similarly to the DE-related case that we will define as case 1 below, but using $\mu(a)$ and $\Sigma(a)$ instead of $\mu(a, k)$ and $\eta(a, k)$ ⁸. They found the constraints $\mu_0 - 1 = 0.05 \pm 0.25$ and $\Sigma_0 - 1 = 0.00 \pm 0.14$ using RSD data from the WiggleZ Dark Energy Survey (Blake et al. 2011)

⁸ The parameterization of μ and Σ in Simpson et al. (2013) uses $\Omega_{DE}(a)/\Omega_{DE}$ instead of $\Omega_{DE}(a)$; their μ_0 and Σ_0 correspond to our $\mu_0 - 1$ and $\Sigma_0 - 1$ respectively.

and 6dF Galaxy Survey (6dFGS) (Beutler et al. 2012), together with CFHTLenS WL. Baker et al. (2014b) provided forecasts on $\mu_0 - 1$ and $\Sigma_0 - 1$ for a future experiment that combines galaxy clustering and tomographic weak lensing measurements. The amplitude of departures from the standard values was parameterized as in Simpson et al. (2013), but a possible scale dependence was introduced. In Zhao et al. (2010), the authors constrained μ_0 and η_0 and derived from those the limits on Σ_0 , using WMAP-5 data along with CFHTLenS and ISW data. Together with a principal component analysis, they also constrained μ and η assuming a time evolution of the two functions, introducing a transition redshift z_s where the functions move smoothly from an early time value to a late time one; they obtained $\mu_0 = 1.1^{+0.62}_{-0.34}$, $\eta_0 = 0.98^{+0.73}_{-1.0}$ for $z_s = 1$ and $\mu_0 = 0.87 \pm 0.12$, $\eta_0 = 1.3 \pm 0.35$ for $z_s = 2$. A similar parametrization was also used in Daniel et al. (2010) in terms of μ_0 and ϖ (equivalent to $\mu_0 - 1$ and $\eta_0 - 1$ in our

convention) using WMAP5, Union2, COSMOS and CFHTLenS data, both binning these functions in redshift and assuming a time evolution (different from the one we will assume in the following), obtaining $-0.83 < \mu_0 < 2.1$ and $-1.6 < \varpi < 2.7$ at 95% confidence level for their present values. In [Macaulay et al. \(2013\)](#) the authors instead parameterized Ψ/Φ (the inverse of η) as $(1 - \zeta)$ and use RSD data from 6dFGS, BOSS, LRG, WiggleZ and VIPERS galaxy redshift surveys to constrain departures from Λ CDM; they did not assume a functional form for the time evolution of ζ , but rather constrained its value at two different redshifts ($z = 0$ and $z = 1$), finding a 2σ tension with the Λ CDM limit ($\zeta = 0$) at $z = 1$.

In this paper, we choose the pair of functions $\mu(a, k)$ (related to the Poisson equation for Ψ) and $\eta(a, k)$ (related to the gravitational slip), as defined in Eqs. (4) and (6), since these are the functions directly implemented in the publicly available code MGCAMB⁹ ([Zhao et al. 2009](#); [Hojjati et al. 2011](#)) integrated in the latest version of CosmoMC.

Other functional choices can be easily derived from them ([Baker et al. 2014b](#)). We then parameterize μ and η as follows. Since the *Planck* CMB data span three orders of magnitude in ℓ , it seems sensible to allow for two scales to be present:

$$\mu(a, k) = 1 + f_1(a) \frac{1 + c_1(\lambda H/k)^2}{1 + (\lambda H/k)^2}; \quad (46)$$

$$\eta(a, k) = 1 + f_2(a) \frac{1 + c_2(\lambda H/k)^2}{1 + (\lambda H/k)^2}. \quad (47)$$

For large length scales (small k), the two functions reduce to $\mu \rightarrow 1 + f_1(a)c_1$ and $\eta \rightarrow 1 + f_2(a)c_2$; for small length scales (large k), one has $\mu \rightarrow 1 + f_1(a)$ and $\eta \rightarrow 1 + f_2(a)$. In other words, we implement scale dependence in a minimal way, allowing μ and η to go to two different limits for small and large scales. Here the f_i are functions of time only, while the c_i and λ parameters are constants. The c_i give us information on the scale dependence of μ and η , but the f_i measure the amplitude of the deviation from standard GR, corresponding to $\mu = \eta = 1$.

We choose to parameterize the time dependence of the $f_i(a)$ functions as

1. coefficients related to the DE density, $f_i(a) = E_{ii}\Omega_{DE}(a)$,
2. time-related evolution, $f_i(a) = E_{i1} + E_{i2}(1 - a)$.

The first choice is motivated by the expectation that the contribution of MG to clustering and to the anisotropic stress is proportional to its effective energy density, as is the case for matter and relativistic particles. The second parameterization provides a complementary approach to the first: E_{i1} describes the MG contribution at late times, while E_{i2} is relevant at early times. Therefore the adoption of the time-related evolution allows, in principle, for deviations from the standard behaviour also at high redshift, while the parameterization connected to the DE density leads by definition to $(\mu, \eta) \rightarrow 1$ at high redshift, since the redshift evolution is tied to that of $\Omega_{DE}(z)$.

For case 1 (referred to as “DE-related” parameterization) we then have five free parameters, E_{11} , c_1 , E_{22} , c_2 , and λ , while for case 2 (the “time-related” parameterization) we have two additional parameters, E_{12} and E_{21} . The choice above looks very similar to the BZ parameterization ([Bertschinger & Zukin 2008](#)) for the quasi-static limit of $f(R)$ and scalar-tensor theories. However, we emphasise that Eqs. (46)–(47) should not be

⁹ Available at <http://www.sfu.ca/~aha25/MGCAMB.html> (Feb. 2014 version), see appendix A of ([Zhao et al. 2009](#)) for a detailed description of the implementation.

seen as a quasi-static limit of any specific theory, but rather as a (minimal) way to allow for (arbitrary) scale dependence, since the data cover a sufficiently wide range of scales. Analogously to the EFT approach discussed in the previous section, we set the background evolution to be the same as in Λ CDM, so that $w = -1$. In this way the additional parameters purely probe the perturbations.

The effect of the E_{ii} parameters on the CMB temperature and lensing potential power spectra has been shown in Fig. 1 for the “DE-related” choice. In the temperature spectrum the amplitude of the ISW effect is modified; the lensing potential changes more than the temperature spectrum for the same amplitude of the E_{ii} parameter.

We ran Monte Carlo simulations to compare the theoretical predictions with different combinations of the data for both cases 1 and 2. For both choices we tested whether scale dependence plays a role (via the parameters c and λ) with respect to the scale-independent case in which we fix $c_1 = c_2 = 1$. Results show that a scale dependence of μ and η does not lead to a significantly smaller χ^2 with respect to the scale-independent case, both for the DE-related and time-related parameterizations. Therefore there is no gain in adding c_i and λ as extra degrees of freedom. For this reason, in the following we will mainly show results obtained for the scale-independent parameterization.

Table 6 shows results for the DE-related case for different combinations of the data. Adding the BSH data sets to the *Planck* TT+lowP data does not significantly increase the constraining power on MG parameters; *Planck* polarization also has little impact. On the contrary, the addition of RSD data tightens the constraints significantly. The WL contours, including the ultraconservative cut that removes dependence on nonlinear physics, result in weaker constraints. In the table, $\mu_0 - 1$ and $\eta_0 - 1$ are obtained by reconstructing Eqs. (46) and (47) from E_{11} and E_{22} at the present time. In addition, the present value of the Σ parameter, defined in Eq. (5), can be obtained from μ and η as $\Sigma = (\mu/2)(1 + \eta)$ using Eqs. (4) and (6).

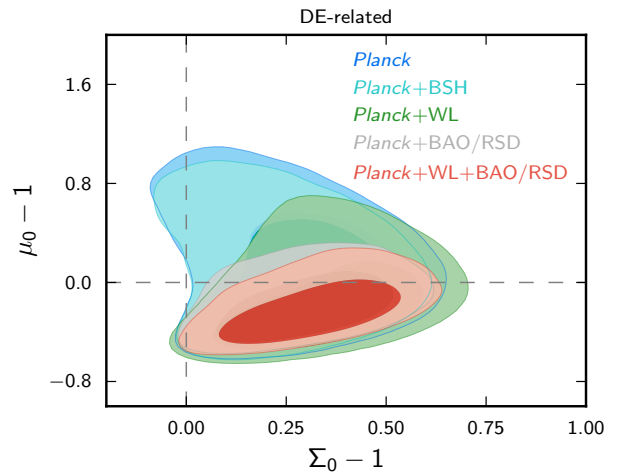


Fig. 15. Marginalized posterior distributions for 68% and 95% C.L. for the two parameters $\{\mu_0 - 1, \Sigma_0 - 1\}$ obtained by evaluating Eqs. (46) and (47) at the present time in the DE-related parameterization when no scale dependence is considered (see Sect. 5.2.2). Σ is obtained as $\Sigma = (\mu/2)(1 + \eta)$. The time-related evolution would give similar contours. In the labels, *Planck* stands for *Planck* TT+lowP.

Parameter	<i>Planck</i> TT+lowP	<i>Planck</i> TT+lowP +BSH	<i>Planck</i> TT+lowP +WL	<i>Planck</i> TT+lowP +BAO/RSD	<i>Planck</i> TT+lowP +WL+BAO/RSD	<i>Planck</i> TT,TE,EE+lowP +BSH
E_{11}	$0.099^{+0.34}_{-0.73}$	$0.06^{+0.32}_{-0.69}$	$-0.20^{+0.19}_{-0.47}$	$-0.24^{+0.19}_{-0.33}$	$-0.30^{+0.18}_{-0.30}$	$0.08^{+0.33}_{-0.69}$
E_{22}	0.99 ± 1.3	1.03 ± 1.3	$1.92^{+1.4}_{-0.96}$	1.77 ± 0.88	2.07 ± 0.85	0.9 ± 1.2
$\mu_0 - 1$	$0.07^{+0.24}_{-0.51}$	$0.04^{+0.22}_{-0.48}$	$-0.14^{+0.13}_{-0.34}$	$-0.17^{+0.14}_{-0.23}$	$-0.21^{+0.12}_{-0.21}$	$0.06^{+0.23}_{-0.48}$
$\eta_0 - 1$	0.70 ± 0.94	0.72 ± 0.90	$1.36^{+1.0}_{-0.69}$	1.23 ± 0.62	1.45 ± 0.60	0.60 ± 0.86
$\Sigma_0 - 1$	0.28 ± 0.15	0.27 ± 0.14	$0.34^{+0.17}_{-0.14}$	0.29 ± 0.13	0.31 ± 0.13	0.23 ± 0.13
τ	0.065 ± 0.021	0.063 ± 0.020	$0.061^{+0.020}_{-0.022}$	0.062 ± 0.019	0.057 ± 0.019	0.060 ± 0.019
H_0 (km/s/Mpc) .	68.5 ± 1.1	68.17 ± 0.58	69.2 ± 1.1	68.26 ± 0.69	68.55 ± 0.66	67.90 ± 0.48
σ_8	$0.817^{+0.034}_{-0.055}$	$0.816^{+0.031}_{-0.051}$	$0.786^{+0.021}_{-0.037}$	$0.792^{+0.021}_{-0.025}$	$0.781^{+0.019}_{-0.023}$	$0.816^{+0.031}_{-0.051}$

Table 6. Marginalized mean values and 68 % C.L. errors on cosmological parameters and the parameterizations of Eqs. (46) and (47) in the DE-related case (see Sect. 5.2.2), for the scale-independent case.

Max. degeneracy	<i>Planck</i> TT+lowP	<i>Planck</i> TT+lowP +BSH	<i>Planck</i> TT+lowP +WL	<i>Planck</i> TT+lowP +BAO/RSD	<i>Planck</i> TT+lowP +WL+BAO/RSD
DE-related	$0.84^{+0.30}_{-0.40}$ (2.1 σ)	$0.80^{+0.28}_{-0.39}$ (2.1 σ)	$1.08^{+0.35}_{-0.42}$ (2.6 σ)	$0.90^{+0.33}_{-0.37}$ (2.4 σ)	1.03 ± 0.34 (3.0 σ)
+ CMB lensing	$0.42^{+0.18}_{-0.34}$ (1.2 σ)	$0.38^{+0.18}_{-0.28}$ (1.4 σ)	$0.58^{+0.24}_{-0.37}$ (1.6 σ)	$0.40^{+0.18}_{-0.28}$ (1.4 σ)	$0.51^{+0.21}_{-0.30}$ (1.7 σ)
Time-related . . .	$0.67^{+0.26}_{-0.66}$ (1.0 σ)	$0.69^{+0.25}_{-0.67}$ (1.0 σ)	$1.12^{+0.40}_{-0.64}$ (1.8 σ)	$0.55^{+0.25}_{-0.32}$ (1.7 σ)	$0.70^{+0.27}_{-0.33}$ (2.1 σ)

Table 7. Marginalized mean values and 68 % C.L. errors on the present day value of the function $2[\mu(z, k) - 1] + [\eta(z, k) - 1]$, which corresponds to the (approximate) maximum degeneracy line identified within the 2 dimensional posterior distributions. This function gives a quick idea of the maximum possible tension found for each data set combination in these classes of models, for the scale-independent case. The upper part of the table refers to the DE-related parametrisation, with and without CMB lensing, while the lower part refers to the time-related one (see Sect. 5.2.2). For convenience, we write explicitly in brackets for each case the tension in units of σ with respect to the standard Λ CDM zero value. The DE-related case is more in tension than the time-related parameterization, with a maximum tension that ranges between 2.1 σ and 3 σ , depending on the data sets. When CMB lensing is included, also the DE-related parameterization becomes compatible with Λ CDM, with a maximum possible ‘tension’ of at most 1.7 σ when WL and BAO/RSD are included.

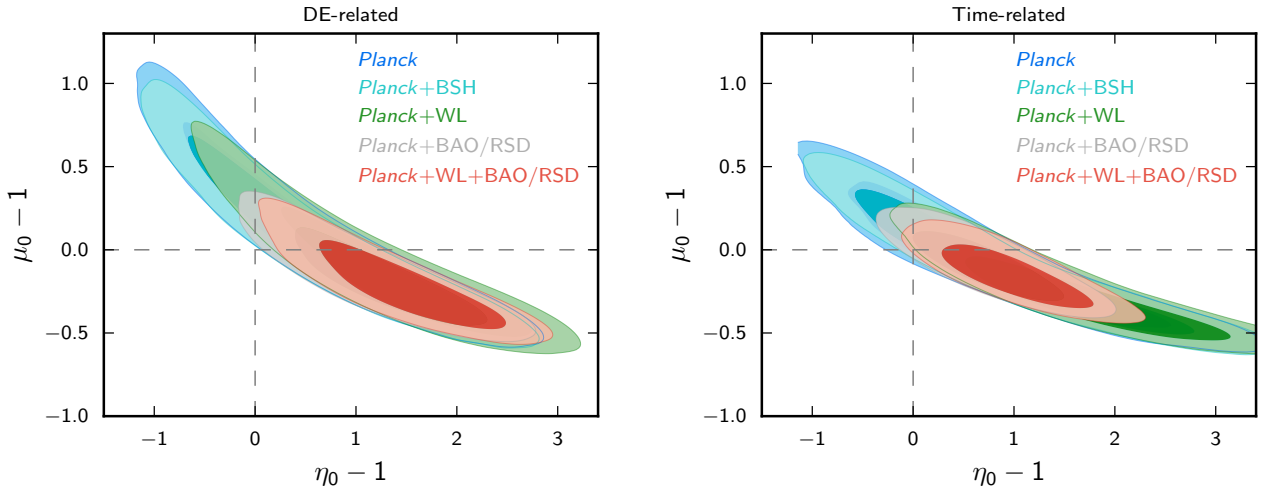


Fig. 14. 68 % and 95 % contour plots for the two parameters $\{\mu_0 - 1, \eta_0 - 1\}$ obtained by evaluating Eqs. (46) and (47) at the present time when no scale dependence is considered (see Sect. 5.2.2). We consider both the DE-related (left panel) and time-related evolution cases (right panel). Results are shown for the scale-independent case ($c_1 = c_2 = 1$). In the labels, *Planck* stands for *Planck* TT+lowP.

Some tension appears, in particular, when plotting the marginalized posterior distributions in the planes $(\mu_0 - 1, \eta_0 - 1)$ and $(\mu_0 - 1, \Sigma_0 - 1)$, as shown in Figs. 14 and 15. Here the con-

straints on the two parameters that describe the perturbations in MG are simultaneously taken into account. In Fig. 14, left and right panels refer to the DE-related and time-related parameteri-

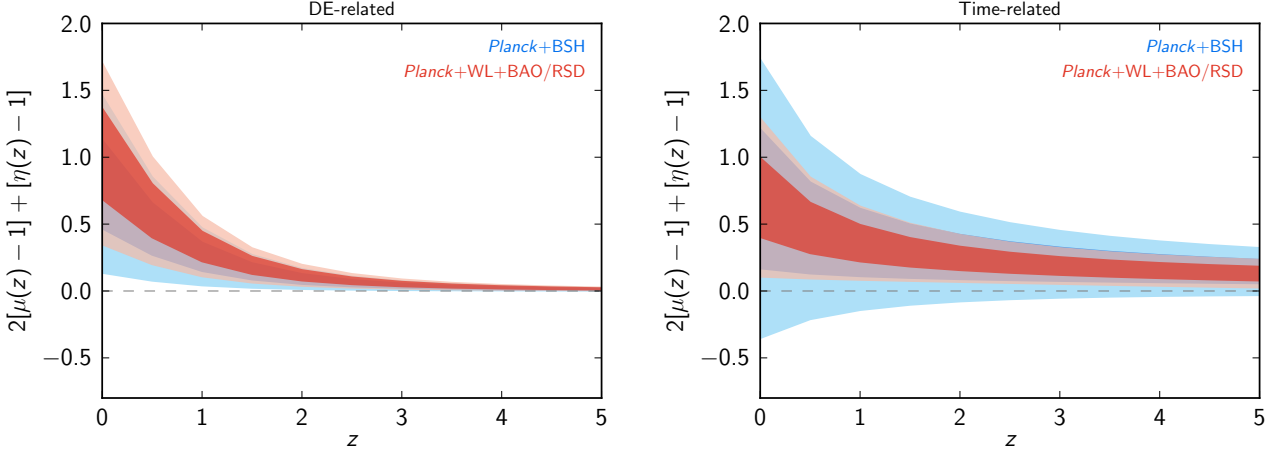


Fig. 16. Redshift dependence of the function $2[\mu(z, k) - 1] + [\eta(z, k) - 1]$, defined in Eqs. (46,47), which corresponds to the maximum degeneracy line identified within the 2 dimensional posterior distributions. This combination shows the strongest allowed tension with Λ CDM. The left panel refers to the DE-related case while the right panel refers to the time-related evolution (see Sect. 5.2.2). In both panels, no scale dependence is considered. The coloured areas show the regions containing 68 % and 95 % of the models. In the labels, *Planck* stands for *Planck* TT+lowP.

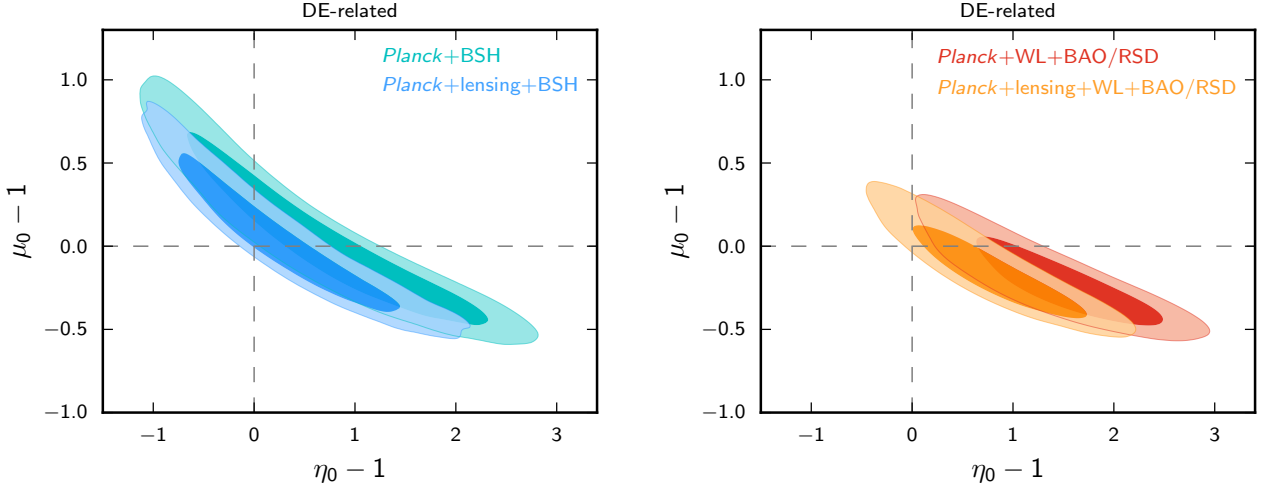


Fig. 17. 68 % and 95 % marginalised posterior distributions for the two parameters $\{\mu_0 - 1, \eta_0 - 1\}$ obtained by evaluating Eqs. (46) and (47) at the present time when no scale dependence is considered (see Sect. 5.2.2). Here we show the effect of CMB lensing, which shifts the contours towards Λ CDM. In the labels, *Planck* stands for *Planck* TT+lowP.

zations defined in 5.2.2, respectively, while the dashed lines indicate the values predicted in Λ CDM. Interestingly, results appear similar in both parameterizations. In the DE-related case (left panel), the Λ CDM point lies at the border of the 2σ contour, already when considering *Planck* TT+lowP alone. More precisely, when looking at the goodness of fit, with respect to the standard Λ CDM assumption, the MG scenario (which includes two extra parameters E_{11} and E_{22}) leads to an improvement of $\Delta\chi^2 = -6.3$ when using *Planck* TT+lowP (similarly divided between lowP and TT) and of $\Delta\chi^2 = -6.4$ when including BSH (with a $\Delta\chi^2_{\text{CMB}} \sim -5.6$ equally divided between TT and lowP). When *Planck* data (TT+lowP) are combined also with WL data, the tension increases to $\Delta\chi^2 = -10.6$ (with the CMB still contributing about the same amount, $\Delta\chi^2_{\text{CMB}} = -6.0$). When considering *Planck* TT+lowP+BAO/RSD, $\Delta\chi^2 = -8.1$ with respect

to Λ CDM while, when combining both WL and BAO/RSD, the tension is maximal, with $\Delta\chi^2 = -10.8$ and $\chi^2_{\text{CMB}} = -6.9$. There is instead less tension for the time-related parameterization, as is visible in the right panel of Fig. 14.

Once the behaviour of the coefficients in the two parameterizations is known, we can use Eq. (46) to reconstruct the evolution of μ and η with scale factor (or redshift, equivalently). In Fig. 16 we choose to show the linear combination $2[\mu(z, k) - 1] + [\eta(z, k) - 1]$, which corresponds approximately to the maximum degeneracy line in the 2 dimensional $\mu - 1, \eta - 1$ parameter space, which allows to better visualize the joint constraints on μ and η and their maximal allowed departure from Λ CDM. As expected, the DE-related dependence forces the combination to be compatible with Λ CDM in the past, when the

DE density is negligible; the time-related parameterization, instead allows for a larger variation in the past.

The tension can be understood by noticing that the best fit power spectrum corresponds to a value of μ and η ($E_{11} = -0.3$, $E_{22} = 2.2$ for *Planck* TT+lowP) close to the thick long dashed line shown in Fig. 1 for demonstration. This model leads to less power in the CMB at large scales and a higher lensing potential, which is slightly preferred by the data points with respect to Λ CDM. This explains also why the MG parameters are somewhat degenerate with the lensing amplitude A_L (which is an ‘unphysical’ parameter redefining the lensing amplitude that affects the CMB power spectrum). As discussed in *Planck Collaboration XIII* (2015) (see for ex. Sect. 5.1.2), Λ CDM would lead to a value of A_L (Calabrese et al. 2008) somewhat larger than 1. When varying it in MG, we find a mean value of $A_L = 1.116^{+0.095}_{-0.13}$ which is compatible with $A_L = 1$ at 1σ . The price to pay is the tension with Λ CDM in MG parameter space, which compensates the need for a higher A_L that one would have in Λ CDM. The CMB lensing likelihood extracted from the 4- point function of the *Planck* maps (*Planck Collaboration XV* 2015) on the other hand does not prefer a higher lensing potential and agrees well with Λ CDM. For this reason the tension is reduced when we add CMB lensing, as shown in Fig. 17. We also note that constraints for this class of model are sensitive to the estimation of the optical depth τ . Smaller values of τ tend to shift the results further away from Λ CDM.

In order to have a quick overall estimate of the tension for all cases discussed above, we then show in Table 7 the marginalized mean and 68% CL errors for the linear combination $2[\mu(z, k) - 1] + [\eta(z, k) - 1]$ that . In the table, we indicate in brackets, for convenience, the ‘tension’ with Λ CDM for each case. This is the maximum allowed tension, since it is calculated along the maximum degeneracy direction. The DE-related parameterization is more in tension with Λ CDM than the time-related one. The maximum tension reaches 3σ when including WL and BAO/RSD, being therefore mainly driven by external data sets. The inclusion of CMB lensing shifts results towards Λ CDM, as discussed.

Finally, in general, μ and η depend not only on redshift but also on scale, via the parameters (c_i , λ). When marginalizing over them, constraints become weaker, as expected. The comparison with the scale-independent case is shown in Fig. 18 for *Planck* TT+lowP+BSH and different values of k . When allowing for scale dependence, the tension with Λ CDM is washed out by the weakening of the constraints and the goodness of fit does not improve with respect to the scale independent case.

5.3. Further examples of particular models

Quite generally, DE and MG theories deal with at least one extra degree of freedom that can usually be associated with a scalar field. For ‘standard’ DE theories the scalar field couples minimally to gravity, while in MG theories the field can be seen as the mediator of a fifth force in addition to standard interactions. This happens in scalar-tensor theories (including $f(R)$ cosmologies), massive gravity, and all coupled DE models, both when matter is involved or when neutrino evolution is affected. Interactions and fifth forces are therefore a common characteristic of many proposed models, the difference being whether the interaction is universal (i.e., affecting all species with the same coupling, as in scalar-tensor theories) or is different for each species (as in coupled DE, Wetterich 1995b; Amendola 2000 or growing neutrino models, Fardon et al. 2004; Amendola et al. 2008a). In the fol-

lowing we will test well known examples of particular models within all these classes.

5.3.1. Minimally coupled DE: sound speed and k-essence

In minimally coupled quintessence models, the sound speed is $c_s^2 = 1$ and DE does not contribute significantly to clustering. However, in so-called ‘k-essence’ models, the kinetic term in the action is generalised to an arbitrary function of $(\nabla\phi)^2$ (Armendariz-Picon et al. 2000): the sound speed can then be different from the speed of light and if $c_s \ll 1$, the DE perturbations can become non-negligible on sub-horizon scales and impact structure formation. To test this scenario we have performed a series of analyses where we allow for a constant equation of state parameter w and a constant speed of sound c_s^2 (with a uniform prior in $\log c_s$). We find that the limits on w do not change from the quintessence case and that there is no significant constraint on the DE speed of sound using current data. This can be understood as follows: on scales larger than the sound horizon and for w close to -1 , DE perturbations are related to dark matter perturbations through $\Delta_{DE} \simeq (1 + w)\Delta_m/4$ and inside the sound horizon they stop growing because of pressure support (see e.g., Creminelli et al. 2009; Sapone & Kunz 2009). In addition, at early times the DE density is much smaller than the matter density, with $\rho_{DE}/\rho_m = [(1 - \Omega_m)/\Omega_m]a^{-3w}$. Since the relative DE contribution to the perturbation variable $Q(a, k)$ defined in Eq. (3) scales like $\rho_{DE}\Delta_{DE}/(\rho_m\Delta_m)$, in k-essence type models the impact of the DE perturbations on the total clustering is small when $1 + w \approx 0$. For the DE perturbations in k-essence to be detectable, the sound speed would have had to be very small, and $|1 + w|$ relatively large.

5.3.2. Massive gravity and generalized scalar field models

We now give two examples of subclasses of Horndeski models, written in terms of an alternative pair of DE perturbation func-

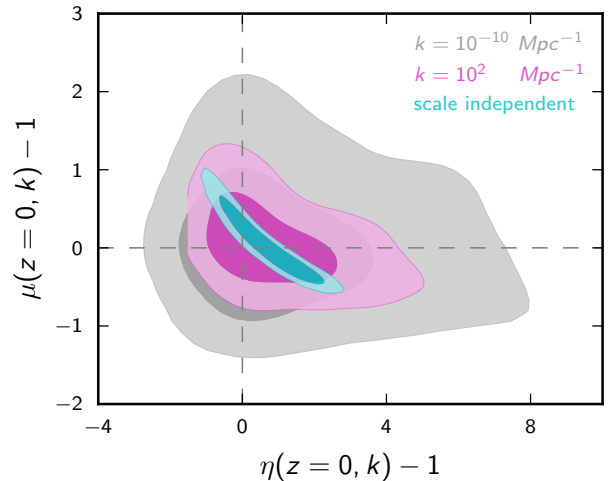


Fig. 18. 68% and 95% contour plots for the two parameters $\{\mu_0(k) - 1, \eta_0(k) - 1\}$ obtained by evaluating Eqs. (46) and (47) at the present time for the DE-related parameterization (see Sect. 5.2.2). We consider both the scale-independent and scale-dependent cases, choosing k values of 10^{-10}Mpc^{-1} and 10^2Mpc^{-1} .

tions (with respect to μ and η used before, for example), given by the anisotropic stress σ and the entropy perturbation Γ :

$$w\Gamma = \frac{\delta p}{\rho} - \frac{dp}{d\rho}\delta. \quad (48)$$

When $\Gamma = 0$ the perturbations are adiabatic, that is $\delta p = \frac{dp}{d\rho}\delta\rho$.

For this purpose, it is convenient to adopt the ‘equation of state’ approach described in [Battye et al. \(2015\)](#); [Soergel et al. \(2015\)](#). The gauge-invariant quantities Γ and σ can be specified in terms of the other perturbation variables, namely $\delta\rho$, θ , h and η in the scalar sector, and their derivatives.

We then show results for two limiting cases in this formalism, corresponding to Lorentz-violating massive gravity (LVMG) for which ($\sigma \neq 0, \Gamma = 0$) and generalized scalar field models (GSF) in which the anisotropic stress is zero ($\sigma = 0, \Gamma \neq 0$).

Lorentz-violating massive gravity (LVMG) If the Lagrangian is $\mathcal{L} \equiv \mathcal{L}(g_{\mu\nu})$ (i.e. only written in terms of metric perturbations, as in the EFT action) and one imposes time translation invariance (but not spatial translational invariance), one finds that this corresponds to an extra degree of freedom, ξ^i , that has a physical interpretation as an elastic medium, or as Lorentz-violating massive gravity ([Dubovsky 2004](#); [Rubakov & Tinyakov 2008](#); [Battye & Pearson 2013](#)). In this case, the scalar equations are characterized by $\Gamma = 0$ (the model is adiabatic) and a non-vanishing anisotropic stress:

$$\sigma = (w - c_s^2) \left[\frac{\delta}{1+w} - 3\eta \right], \quad (49)$$

including one degree of freedom, the sound speed c_s^2 , which can be related equivalently to the shear modulus of the elastic medium or the Lorentz violating mass. Tensor (gravitational wave) equations will also include a mass term. The low sound speed may lead to clustering of the DE fluid, which allows the data to place constraints on c_s^2 . But as w approaches -1 , the DE perturbations are suppressed and the limits on the sound speed weaken. We can take this degeneracy between $1+w$ and c_s^2 into account by using the combination $\lambda_c = |1+w|^\alpha \log_{10} c_s^2$ in the MCMC analysis, where $\alpha = 0.35$ was chosen to decorrelate w and λ_c . With this, we find *Planck* TT+lowP+lensing gives lower limit of $\lambda_c > -1.6$ at 2σ and a tighter one when including BAO/RSD and WL, with $\lambda_c > -1.3$ at 2σ . For any $w \neq -1$ these limits can be translated into limits on $\log_{10} c_s^2$ by computing $\lambda_c/|1+w|^\alpha$. The Λ CDM limit is however fully compatible with the data, i.e. there is no detection of any deviation from $w = -1$ (and in this limit c_s^2 is unconstrained).

Generalized scalar field models (GSF) One can allow for generalized scalar fields by considering a Lagrangian $\mathcal{L} \equiv \mathcal{L}(\phi, \partial_\mu\phi, \partial_\mu\partial_\nu\phi, g_{\mu\nu}, \partial_\alpha g_{\mu\nu})$, in which the dependence on the scalar fields is made explicit, imposing full reparameterization invariance ($x^\mu \rightarrow x^\nu + \xi^\mu$), allowing for only linear couplings in $\partial_\alpha g_{\mu\nu}$ and second-order field equations. In this case the anisotropic stresses are zero and

$$w\Gamma = (\alpha - w) \left\{ \delta - 3\beta_1 \mathcal{H}(1+w)\theta - \frac{3\beta_2 \mathcal{H}(1+w)}{2k^2 - 6(\dot{\mathcal{H}} - \mathcal{H}^2)} \dot{h} + \frac{3(1 - \beta_2 - \beta_1)\mathcal{H}(1+w)}{6\ddot{\mathcal{H}} - 18\mathcal{H}\dot{\mathcal{H}} + 6\mathcal{H}^3 + 2k^2\mathcal{H}} \ddot{h} \right\}. \quad (50)$$

This has three extra parameters (α, β_1, β_2), in addition to w . If $\beta_1 = 1$ and $\beta_2 = 0$ this becomes the generalized k-essence model. An example of this class of models is ‘kinetic gravity braiding’ ([Deffayet et al. 2010](#)) and similar to the non-minimally coupled k-essence discussed via EFT in Sect. 5.2.1. The α parameter in Eq. (50) can be now interpreted as a sound speed, unconstrained as in results above. There are however two additional degrees of freedom, β_1 and β_2 . RSD data are able to constrain them, with the addition of *Planck* lensing and WL making only a minor change to the joint constraints. As in the LVMG case, we use a new basis $\gamma_i = |1+w|^{\alpha_i}\beta_i$ in the MCMC analysis, where $\alpha_1 = 0.2$ and $\alpha_2 = 1$ were chosen to decorrelate w and γ_i . The resulting 2σ upper limits are $\gamma_1 < 0.67$ and $\gamma_2 < 0.61$ (for $w > -1$), $\gamma_2 < 2.4$ (for $w < -1$) for the combination of *Planck* TT+lowP+lensing+BAO/RSD+WL. As for the LVMG case, there is no detection of a deviation from Λ CDM and for $w = -1$ there are no constraints on β_1 and β_2 .

5.3.3. Universal couplings: $f(R)$ cosmologies

A well-investigated class of MG models is constituted by the $f(R)$ theories that modify the Einstein-Hilbert action by substituting the Ricci scalar with a more general function of itself:

$$S = \frac{1}{2\kappa^2} \int d^4x \sqrt{-g}(R + f(R)) + \int d^4x \mathcal{L}_M(\chi_i, g_{\mu\nu}), \quad (51)$$

where $\kappa^2 = 8\pi G$. $f(R)$ cosmologies can be mapped to a subclass of scalar-tensor theories, where the coupling of the scalar field to the matter fields is universal.

For a fixed background, the Friedmann equation provides a second-order differential equation for $f(R(a))$ (see e.g., [Song et al. 2007a](#); [Pogosian & Silvestri 2008](#)). One of the initial conditions is usually set by requiring

$$\lim_{R \rightarrow \infty} \frac{f(R)}{R} = 0, \quad (52)$$

and the other initial (or boundary condition), usually called B_0 , is the present value of

$$B(z) = \frac{f_{RR}}{1 + f_R} \frac{H\dot{R}}{\dot{H} - H^2}. \quad (53)$$

Here, f_R and f_{RR} are the first and second derivatives of $f(R)$, and a dot means a derivative with respect to conformal time. Higher values of B_0 suppress power at large scales in the CMB power spectrum, due to a change in the ISW effect. This also changes the CMB lensing potential, resulting in slightly smoother peaks at higher ℓ s ([Song et al. 2007b](#); [Schmidt 2008](#); [Bertschinger & Zukin 2008](#); [Marchini et al. 2013](#)).

It is possible to restrict EFTcamb to describe $f(R)$ -cosmologies. Given an evolution history for the scale factor and the value of B_0 , EFTcamb effectively solves the Friedmann equation for $f(R)$. It then uses this function at the perturbation level to evolve the metric potentials and matter fields. The merit of EFTcamb over the other available similar codes is that it checks the model against some stability criteria and does not assume the quasi-static regime, where the scales of interest are still linear but smaller than the horizon and the time derivatives are ignored.

As shown in Fig. 19, there is a degeneracy between the optical depth, τ , and the $f(R)$ parameter, B_0 . Adding any structure formation probe, such as WL, RSD or CMB lensing, breaks the degeneracy. Figure 20 shows the likelihood of the B_0 parameter using EFTcamb, where a Λ CDM background evolution is assumed, i.e., $w_{\text{DE}} = -1$.

As the different data sets provide constraints on B_0 that vary by more than four orders of magnitude, we show plots for $\log_{10} B_0$; to make these figures we use a uniform prior in $\log_{10} B_0$ to avoid distorting the posterior due to prior effects. However, for the limits quoted in the tables we use B_0 (without log) as the fundamental quantity and quote 95 % limits based on B_0 . In this way the upper limit on B_0 is effectively given by the location of the drop in probability visible in the figures, but not influenced by the choice of a lower limit of $\log_{10} B_0$. Overall this appears to be the best compromise to present the constraints on the B_0 parameter. In the plots, the GR value ($B_0 = 0$) is reached by a plateau stretching towards minus infinity.

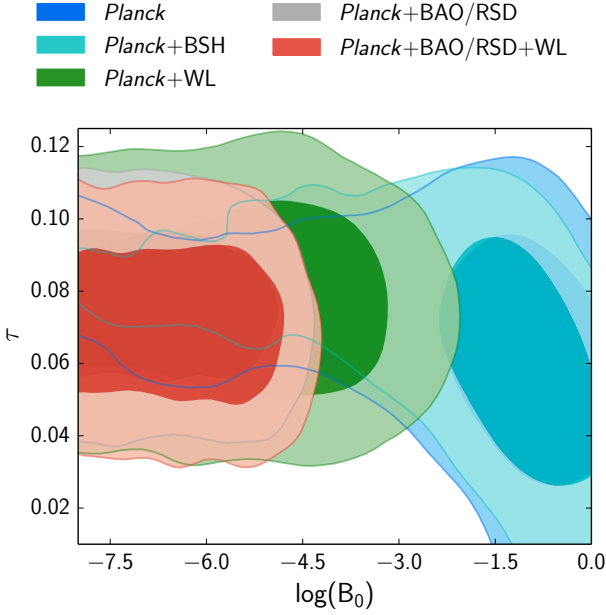


Fig. 19. 68 % and 95 % contour plots for the two parameters, $\{\text{Log}_{10}(B_0), \tau\}$ (see Sect. 5.3.3). There is a degeneracy between the two parameters for *Planck* TT+lowP+BSH. Adding lensing will break the degeneracy between the two. Here *Planck* indicates *Planck* TT+lowP.

Finally, we note that $f(R)$ models can be studied also with the MGcamb parametrization, assuming the quasi-static limit. We find that for the allowed range of the B_0 parameter, the results with and without the quasi-static approximation are the same within the uncertainties. The 95 % confidence intervals are reported in Table 8. These values show an improvement over the WMAP analysis made with MGcamb ($B_0 < 1$ (95 % C.L.) in Song et al. (2007a)) and are similar to the limits obtained in Marchini & Salvatelli (2013); Hu et al. (2013) (see also Dossett et al. (2014) where data from WiggleZ were used, Cataneo et al. (2015) where they considered galaxy clusters).

5.3.4. Non-universal couplings: coupled Dark Energy

Universal couplings discussed in the previous subsection generally require screening mechanisms to protect baryonic interactions in high density environments, where local measurements are tightly constraining (see e.g. Khoury 2010 and Vikram et al. (2014) for astrophysical constraints). An alternative way to protect baryons is to allow for non-universal couplings, in which

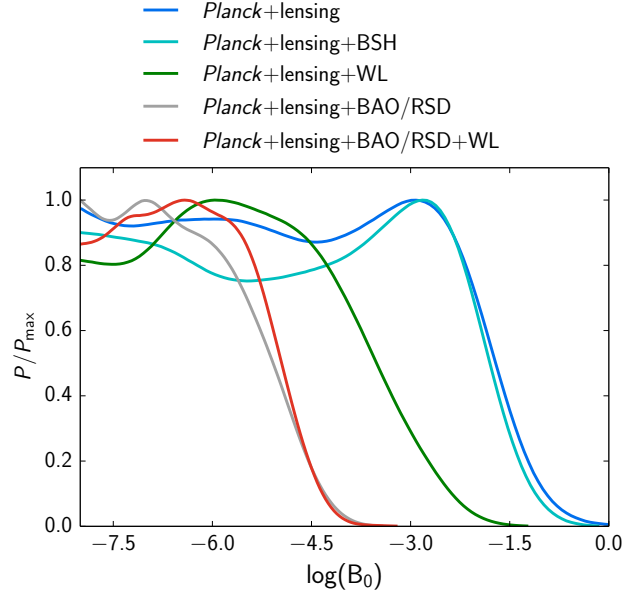


Fig. 20. Likelihood plots of the $f(R)$ theory parameter, B_0 (see Sect. 5.3.3). CMB lensing breaks the degeneracy between B_0 and the optical depth, τ , resulting in lower upper bounds.

different species can interact with different strengths: baryons are assumed to be minimally coupled to gravity while other species (e.g., dark matter or neutrinos) may feel a “fifth force,” with a range at cosmological scales.

A fifth force between dark matter particles, mediated by the DE scalar field, is the key ingredient for the coupled DE scenario Amendola (2000). In the Einstein frame, the interaction is described by the Lagrangian

$$\mathcal{L} = -\frac{1}{2} \partial^\mu \phi \partial_\mu \phi - V(\phi) - m(\phi) \bar{\psi} \psi + \mathcal{L}_{\text{kin}}[\psi], \quad (54)$$

in which the mass of matter fields ψ is not a constant (as in the standard cosmological model), but rather a function of the DE scalar field ϕ . A coupling between matter and DE can be reformulated in terms of scalar-tensor theories or $f(R)$ models (Wetterich 1995b; Pettorino & Baccigalupi 2008; Wetterich 2014) via a Weyl scaling from the Einstein frame (where matter is coupled and gravity is standard) to the Jordan frame (where the gravitational coupling to the Ricci scalar is modified and matter is uncoupled). This is exactly true when the contribution of baryons is neglected.

Dark matter (indicated with the subscript c) and DE densities are then not conserved separately, but coupled to each other:

$$\begin{aligned} \rho'_\phi &= -3\mathcal{H}\rho_\phi(1 + w_\phi) + \beta\rho_c\phi', \\ \rho'_c &= -3\mathcal{H}\rho_c - \beta\rho_c\phi'. \end{aligned} \quad (55)$$

Here each component is treated as a fluid with stress energy tensor $T^{\nu(\alpha)\mu} = (\rho_\alpha + p_\alpha)u_\mu u^\nu + p_\alpha \delta^\nu_\mu$, where $u_\mu = (-a, 0, 0, 0)$ is the fluid 4-velocity and $w_\alpha \equiv p_\alpha/\rho_\alpha$ is the equation of state. Primes denote derivatives with respect to conformal time and β is assumed, for simplicity, to be a constant. This choice corresponds to a Lagrangian in which dark matter fields have an exponential mass dependence $m(\phi) = m_0 \exp^{-\beta\phi}$ (originally motivated by Weyl scaling scalar-tensor theories), where m_0 is a constant. The DE scalar field (expressed in units of the reduced Planck

$f(R)$ models	<i>Planck</i> TT+lowP	<i>Planck</i> TT+lowP +BSH	<i>Planck</i> TT+lowP +WL	<i>Planck</i> TT+lowP +BAO/RSD	<i>Planck</i> TT+lowP +WL+BAO/RSD
B_0	< 0.79 (95 % CL)	< 0.69 (95 % CL)	< 0.10 (95 % CL)	< 0.90×10^{-4} (95 % CL)	< 0.86×10^{-4} (95 % CL)
B_0 (+lensing)	< 0.12 (95 % CL)	< 0.07 (95 % CL)	< 0.04 (95 % CL)	< 0.97×10^{-4} (95 % CL)	< 0.79×10^{-4} (95 % CL)

Table 8. 95 % CL intervals for the $f(R)$ parameter, B_0 (see Sect. 5.3.3). While the plots are produced for $\log_{10} B_0$, the numbers in this table are produced via an analysis on B_0 since the GR best fit value ($B_0 = 0$) lies out of the bounds in a $\log_{10} B_0$ analysis and its estimate would be prior dependent.

mass $M = (8\pi G_N)^{-1/2}$ evolves according to the Klein-Gordon equation, which now includes an extra term that depends on the density of cold dark matter:

$$\phi'' + 2\mathcal{H}\phi' + a^2 \frac{dV}{d\phi} = a^2 \beta \rho_c. \quad (56)$$

Following [Pettorino & Baccigalupi \(2008\)](#), we choose an inverse power-law potential defined as $V = V_0 \phi^{-\alpha}$, with α and V_0 being constants. The amplitude V_0 is fixed thanks to an iterative routine, as implemented by [Amendola et al. \(2012b\)](#); [Pettorino et al. \(2012\)](#). To a first approximation α only affects late-time cosmology. For numerical reasons, the iterative routine finds the initial value of the scalar field, in the range $\alpha \geq 0.03$, which is close to the Λ CDM value $\alpha = 0$ and extends the range of validity with respect to past attempts; the equation of state w is approximately related to α via the expression ([Amendola et al. 2012b](#)): $w = -2/(\alpha + 2)$ so that a value of $\alpha = 0.03$ corresponds approximately to $w(\alpha = 0.03) = -0.99$. The equation of state $w \equiv p/\rho$ is not an independent parameter within coupled DE theories, being degenerate with the flatness of the potential. Dark matter particles then feel a fifth force with an effective gravitational constant G_{eff} that is stronger than the Newtonian one by a factor of β^2 , i.e.

$$G_{\text{eff}} = G(1 + 2\beta^2), \quad (57)$$

so that a value of $\beta = 0$ recovers the standard gravitational interaction. The coupling affects the dynamics of the gravitational potential (and therefore the late ISW effect), hence the shape and amplitude of perturbation growth, and shifts the position of the acoustic peaks to larger multipoles, due to an increase in the distance to the last-scattering surface; furthermore, it reduces the ratio of baryons to dark matter at early times with respect to its present value, since coupled dark matter dilutes faster than in an uncoupled model. The strength of the coupling is known to be degenerate with a combination of Ω_c, n_s and $H(z)$ ([Amendola & Quercellini 2003](#); [Pettorino & Baccigalupi 2008](#); [Bean et al. 2008](#); [Amendola et al. 2012b](#)). Several analyses have previously been carried out, with hints of coupling different from zero, e.g., by [Pettorino \(2013\)](#), who found $\beta = 0.036 \pm 0.016$ (using *Planck* 2013 + WMAP polarization + BAO) different from zero at 2.2σ (the significance increasing to 3.6σ when data from HST were included).

The marginalized posterior distribution, using *Planck* 2015 data, for the coupling parameter β is shown in Fig. 21, while the corresponding mean values are shown in Table 9. *Planck* TT data alone gives constraints compatible with zero coupling and the slope of the potential is consistent with a cosmological constant value of $\alpha = 0$ at 1.3σ . When other data sets are added, however, both the value of the coupling and the slope of the potential are pushed to non-zero values, i.e., further from Λ CDM. In particular, *Planck*+BSH gives a value which is $\sim 2.5 \sigma$ in tension with Λ CDM, while, separately, *Planck*+WL+BAO/RSD

gives a value of the coupling β compatible with the one from *Planck*+BSH and about 2.3σ away from Λ CDM.

When comparing with Λ CDM, however, the goodness of fit does not improve, despite the additional parameters. Only the $\chi^2_{\text{BAO/RSD}}$ improves by ≈ 1 in CDE with respect to Λ CDM, the difference not being significant enough to justify the additional parameters. The fact that the marginalized likelihood does not improve, despite the apparent 2σ tension, may hint at some dependence on priors: for example, the first panel in Fig. 22 shows that there is some degeneracy between the coupling β and the potential slope α ; while contours are almost compatible with Λ CDM in the 2 dimensional plot, the marginalization over α takes more contributions from higher values of β , due to the degeneracy, and seems to give a slight more significant peak in the one dimensional posterior distribution shown in Fig. 21. Whether other priors also contribute to the peak remains to be understood. In any case, the goodness of fit does not point towards a preference for non-zero coupling. Degeneracy between the coupling and other cosmological parameters is shown in the other panels of the same figure, with results compatible with those discussed in [Amendola et al. \(2012b\)](#) and [Pettorino \(2013\)](#). Looking at the conservation equations (i.e., Eqs. 55 and 56), larger positive values of β correspond to a larger transfer of energy from dark matter to DE (effectively adding more DE in the recent past, with roughly $\Omega_\phi \propto \beta^2$ for an inverse power-law potential) and therefore lead to a smaller Ω_m today; as a consequence, the distance to the last-scattering surface and the expansion rate are modified, with $H'/H = -3/2(1 + w_{\text{eff}})$, where w_{eff} is the effective equation of state given by the ratio of the total pressure over total (weighted) energy density of the coupled fluid; a larger coupling prefers larger H_0 and higher σ_8 .

The addition of polarization tightens the bounds on the coupling, increasing the tension with Λ CDM, reaching 2.8σ and 2.7σ for *Planck*+BSH and *Planck*+WL+BAO/RSD, respectively. Also in this case the overall χ^2 does not improve between coupled DE and Λ CDM.

6. Conclusions

The quest for Dark Energy and Modified Gravity is far from over. A variety of different theoretical scenarios have been proposed in literature and need to be carefully compared with the data. This effort is still in its early stages, given the variety of theories and parameterizations that have been suggested, together with a lack of well tested numerical codes that allow us to make detailed predictions for the desired range of parameters. In this paper, we have provided a systematic analysis covering a general survey of a variety of theoretical models, including the use of different numerical codes and observational data sets. Even though most of the weight in the *Planck* data lies at high redshift, *Planck* can still provide tight constraints on DE and MG, especially when used in combination with other probes. Our focus has been on the scales where linear theory is applicable, since

CDE models	<i>Planck</i> TT+lowP	<i>Planck</i> TT+lowP +BSH	<i>Planck</i> TT+lowP +WL	<i>Planck</i> TT+lowP +BAO/RSD	<i>Planck</i> TT+lowP +WL+BAO/RSD
β	< 0.066 (95 %)	$0.037^{+0.018}_{-0.015}$	$0.043^{+0.026}_{-0.022}$	$0.034^{+0.019}_{-0.016}$	$0.037^{+0.020}_{-0.016}$
α	$0.43^{+0.15}_{-0.33}$	$0.29^{+0.077}_{-0.26}$	$0.44^{+0.18}_{-0.29}$	$0.40^{+0.15}_{-0.29}$	$0.45^{+0.17}_{-0.33}$
H_0 (km/s/Mpc)	$65.4^{+3.2}_{-2.6}$	$67.47^{+0.88}_{-0.79}$	67.6 ± 2.8	66.7 ± 1.1	66.9 ± 1.1
σ_8	$0.812^{+0.031}_{-0.026}$	0.829 ± 0.018	$0.819^{+0.031}_{-0.026}$	0.817 ± 0.017	0.810 ± 0.017
.	TT,TE,EE+lowP	TT,TE,EE+lowP +BSH	TT,TE,EE+lowP +WL	TT,TE,EE+lowP +BAO/RSD	TT,TE,EE+lowP +WL+BAO/RSD
β	< 0.062 (95 %)	$0.036^{+0.016}_{-0.013}$	$0.036^{+0.019}_{-0.026}$	$0.034^{+0.018}_{-0.015}$	$0.038^{+0.018}_{-0.014}$
α	$0.42^{+0.14}_{-0.32}$	< 0.58 (95 %)	$0.42^{+0.13}_{-0.33}$	$0.37^{+0.13}_{-0.28}$	$0.42^{+0.16}_{-0.31}$
H_0 (km/s/Mpc)	$65.4^{+2.8}_{-2.2}$	$67.39^{+0.85}_{-0.75}$	$66.5^{+2.8}_{-2.4}$	$66.7^{+1.1}_{-0.95}$	$66.8^{+1.2}_{-0.94}$
σ_8	$0.814^{+0.030}_{-0.025}$	0.832 ± 0.016	$0.817^{+0.031}_{-0.025}$	0.823 ± 0.015	0.818 ± 0.015

Table 9. Marginalized mean values and 68 % C.L. intervals for coupled DE (see Sect. 5.3.4). *Planck* here refers to *Planck* TT+lowP. Results and goodness of fits are discussed in the text. CMB lensing does not improve the constraints significantly.

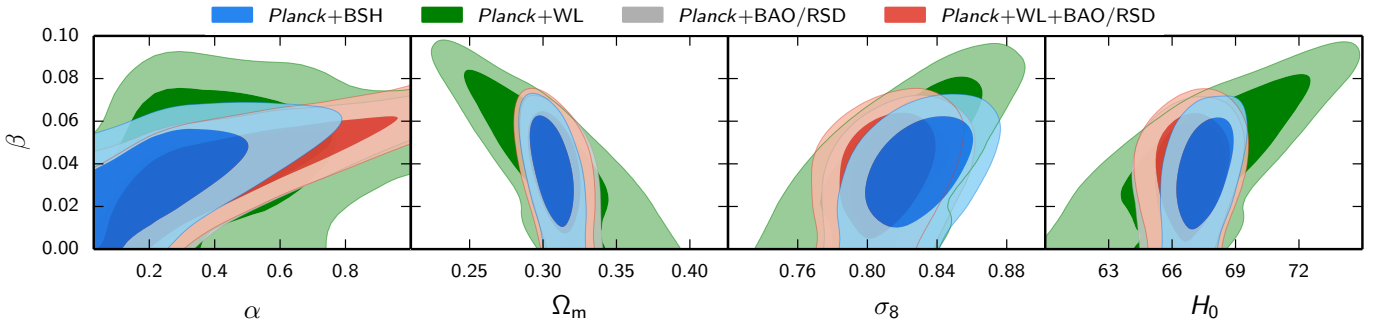


Fig. 22. Marginalized posterior distribution for coupled DE and different combinations of the data sets (see Sect. 5.3.4). Here *Planck* refers to *Planck* TT+lowP. We show the degeneracy of the coupling β with α , Ω_m , σ_8 and H_0 .

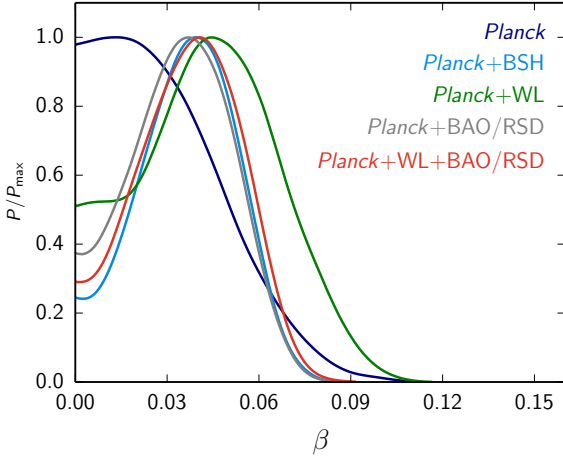


Fig. 21. Marginalized posterior distribution for the coupling β (see Sect. 5.3.4). The value corresponding to standard gravity is zero. Results and goodness of fit are discussed in the text.

these are the most theoretically robust. Overall, the constraints that we find are consistent with the simplest scenario, Λ CDM, with constraints on DE models (including minimally-coupled scalar field models or evolving equation of state models) and

MG models (including effective field theory, phenomenological parameterizations, $f(R)$ and coupled DE models) that are significantly improved with respect to past analyses. We discuss here our main results, drawing our conclusions for each of them and summarizing the story-line we have followed in this paper to discuss DE and MG.

Our journey started from distinguishing background and perturbation parameterizations. In the first case, the background is modified (which in turn affects the perturbations), leading to the following results.

1. The equation of state $w(z)$ as a function of redshift has been tested for a variety of parameterizations.
 - (a) In (w_0, w_a) , *Planck* TT+lowP+BSH is compatible with Λ CDM, as well as BAO/RSD. When adding WL to *Planck* TT+lowP, both WL and CMB prefer the (w_0, w_a) model with respect to Λ CDM at about 2σ , although with a preference for high values of H_0 (third panel of Fig. 3) that are excluded when including BSH.
 - (b) We have reconstructed the equation of state in redshift, testing a Taylor expansion up to the third order in the scale factor and by doing a Principal Component Analysis of $w(z)$ in different redshifts bins. In addition, we have tested an alternative parametrization, that allows to have a varying $w(z)$ that depends on one parameter only. All tests on time varying $w(z)$ are compatible with Λ CDM for all data sets tested.

2. ‘Background’ Dark Energy models are generally of quintessence type where a scalar field rolls down a potential. We have shown via the $(\epsilon_s, \epsilon_\infty)$ parameterization, related respectively to late and early time evolution, that the quintessence/phantom potential at low redshift must be relatively flat: $d \ln V/d\phi < 0.35/M_P$ for quintessence; and $d \ln V/d\phi < 0.68/M_P$ for phantom models. A zero slope (Λ CDM) remains consistent with the data and compared to previous studies, the uncertainty has been reduced by about 10%. We have produced a new plot (Fig. 9) that helps to visualize minimally coupled scalar field models, similarly to analogous plots often used in inflationary theories.
3. Information on DE, complementary to (w_0, w_a) , comes from asking whether there can be any DE at early times. First, we have obtained constraints on early DE parametrizations, assuming a constant DE relative density at all epochs until it matches Λ CDM in recent times: we have improved previous constraints by a factor $\sim 3-4$, leading to $\Omega_e < 0.0071$ at 95% C.L. from *Planck* TT+lowP+lensing+BSH and $\Omega_e < 0.0036$ for *Planck* TT,TE,EE+lowP+BSH. In addition, we have also asked how much such tight constraints are weakened when the fraction of early DE is only present in a limited range in redshift and presented a plot of $\Omega_e(z)$ as a function of z_e , the redshift starting from which a fraction Ω_e is present. Also in this case constraints are very tight, with $\Omega_e \lesssim 2\%$ (95% C.L.) even for z_e as late as ≈ 50 .

The background is then forced to be very close to Λ CDM, unless the tight constraints on early DE can somehow be evaded in a realistic model by counter balancing effects.

In the second part of the paper, we then moved on to understanding what *Planck* can say when the evolution of the perturbations is modified independently of the background, as is the case in most MG models. For that, we followed two complementary approaches: one (top-down) that starts from a very general EFT action for DE (Sect. 5.2.1); the other (bottom-up) that starts from parameterizing directly observables (Sect. 5.2.2). In both cases we have assumed that the background is exactly Λ CDM, in order to disentangle the effect of perturbations. We summarize here our results.

1. Starting from EFT theories for DE, which include (almost) all universally coupled models in MG via nine generic functions of time, we have discussed how to restrict them to Horndeski theories, described in terms of five free functions of time. Using the publicly available code EFTcmb, we have then varied three of these functions (in the limits allowed by the code) which correspond to a non-minimally coupled K-essence model (i.e. $\alpha_B, \alpha_M, \alpha_K$ are varying functions of the scale factor). We have found limits on the present value $\alpha_{M0} < 0.052$ at 95% C.L. (in the linear EFT approximation), in agreement with Λ CDM. Constraints depend on the stability routines included in the code, which will need to be further tested in the future, together with allowing for a larger set of choices for the Horndeski functions, not available in the present version of the numerical code.
2. When starting from observables, two functions of time and scale are required to describe perturbations completely, in any model. Among the choices available (summarized in Sect. 3.2.2), we choose $\mu(a, k)$ and $\eta(a, k)$ (other observables can be derived from them). In principle, constraints on these functions are dependent on the chosen parameterization, which needs to be fixed. We have tested two different time dependent parameterizations (DE-related and time-related) and both lead to similar results, although the

first is slightly more in tension than the other with Λ CDM (Fig. 14). In this framework, Λ CDM lies at the 2σ limit when *Planck* TT+lowP+BSH is considered, the tension increasing to about 3σ when adding WL and BAO/RSD to *Planck* TT+lowP. As discussed in the text, the mild tension with *Planck* TT+lowP is related to lower power in the TT spectrum and a larger lensing potential in the MG model, with respect to Λ CDM. The inclusion of CMB lensing shifts all contours back to Λ CDM. We have reconstructed the two observables in redshift for both parameterizations, along the maximum degeneracy line (Fig. 16). When scale dependence is also included, constraints become much weaker and the goodness of fit does not improve, indicating that the data do not seem to need the addition of additional scale dependent parameters.

The last part of the paper discusses a selection of particular MG models of interest in literature.

1. We first commented on the simple case of a minimally coupled scalar field in which not only the equation of state is allowed to vary but the sound speed of the DE fluid is not forced to be 1, as it would be in the case of quintessence. Such a scenario corresponds to k-essence type models. As expected, given that the equation of state is very close to the Λ CDM value, the total impact of DE perturbations on the clustering is small.
2. We adopt an alternative way to parameterize observables (the equation of state approach) in terms of gauge invariant quantities Γ and σ . We have used this approach to investigate Lorentz-breaking massive gravity and generalised scalar fields models, updating previous bounds.
3. As a concrete example of universally coupled theories, we have considered $f(R)$ models, written in terms of $B(z)$, conventionally related to the first and second derivatives of $f(R)$ with respect to R . Results are compatible with Λ CDM. Such theories assume that some screening mechanism is in place, in order to satisfy current bounds on baryonic physics at solar system scales.
4. Alternatively to screening mechanisms, one can assume that the coupling is not universal, such that baryons are still feeling standard gravitational attraction. As an example of this scenario, we have considered the case in which the dark matter evolution is coupled to the DE scalar field, feeling an effective fifth force stronger than gravity by a factor β^2 . Constraints on coupled dark energy show a tension with Λ CDM at the level of about 2.5σ , slightly increasing when including polarization. The apparent tension, however, seems to hint at a dependence on priors, partly related to the degeneracy between the coupling and the slope of the background potential (and possibly others not identified here). Future studies will need to identify the source of tension and possibly disentangle background from perturbation effects.

There are several ways in which the analysis can be extended. We have made an effort to (at least start) to put some order in the variety of theoretical frameworks discussed in literature. There are of course scenarios not included in this picture that deserve future attention, such as additional cosmologies within the EFT (and Horndeski) framework, Galileons (see for example Barreira et al. (2014)), other massive gravity models (see de Rham (2014) for a recent review), general violations of Lorentz invariance as a way to modify GR (Audren et al. 2014), non-local gravity (which, for some choices of the action, appears to fit *Planck* 2013 data sets (Dirian et al. 2014) as well as

Λ CDM, although there is no connection to a fundamental theory available at present); models of bigravity (Hassan & Rosen 2012) appear to be affected by instabilities in the gravitational wave sector (Cusin et al. 2014) (see also Akrami et al. (2015)) and are not considered in this paper. In addition to extending the range of theories, which requires new numerical codes, future tests should verify whether all the assumptions (such as stability constraints, as pointed out in the text) in the currently available codes are justified. Further promising input may come from data sets such as WL and BAO/RSD, that allow to tighten considerably constraints on MG models in which perturbations are modified. With the data available at the time of this paper, there seems to be no significant trend (at more than 3 standard deviations) that compensates any possible tension in σ_8 or H_0 by favouring Modified Gravity; nevertheless, this issue will need to be further investigated in the future. We also anticipate that these constraints will strengthen with future releases of the *Planck* data, including improved likelihoods for polarization and new likelihoods, not available at the time of this paper, such as ISW, ISW-lensing and B -mode polarization, all of which can be used to further test MG scenarios.

Acknowledgements. It is a pleasure to thank Luca Amendola, Emilio Bellini, Diego Blas, Sarah Bridle, Noemi Frusciante, Catherine Heymans, Alireza Hojjati, Bin Hu, Thomas Kitching, Niall MacCrann, Marco Raveri, Ignacy Sawicki, Alessandra Silvestri, Fergus Simpson, Christof Wetterich and Gongbo Zhao for interesting discussions on theories, external data sets and numerical codes. Part of the analysis for this paper was run on the Andromeda and Perseus clusters of the University of Geneva and on WestGrid computers in Canada. We deeply thank Andreas Malaspina for invaluable help with the Andromeda and Perseus Clusters. This research was partly funded by the DFG TransRegio TRR33 grant on ‘The Dark Universe’ and by the Swiss NSF. The Planck Collaboration acknowledges the support of: ESA; CNES and CNRS/INSU-IN2P3-INP (France); ASI, CNR, and INAF (Italy); NASA and DoE (USA); STFC and UKSA (UK); CSIC, MINECO, JA, and RES (Spain); Tekes, AoF, and CSC (Finland); DLR and MPG (Germany); CSA (Canada); DTU Space (Denmark); SER/SSO (Switzerland); RCN (Norway); SFI (Ireland); FCT/MCTES (Portugal); ERC and PRACE (EU). A description of the Planck Collaboration and a list of its members, indicating which technical or scientific activities they have been involved in, can be found at <http://www.cosmos.esa.int/web/planck/planck-collaboration>.

References

- Acquaviva, V. & Baccigalupi, C., Dark energy records in lensed cosmic microwave background. 2006, *Phys. Rev. D*, 74, 103510, [arXiv:astro-ph/0507644](#)
- Acquaviva, V., Baccigalupi, C., & Perrotta, F., Weak lensing in generalized gravity theories. 2004, *Phys. Rev. D*, 70, 023515, [arXiv:astro-ph/0403654](#)
- Akrami, Y., Hassan, S. F., Könnig, F., Schmidt-May, A., & Solomon, A. R., Bimetric gravity is cosmologically viable. 2015, *Physics Letters B*, 748, 37, [arXiv:1503.07521](#)
- Alcock, C. & Paczynski, B., An evolution free test for non-zero cosmological constant. 1979, *Nature*, 281, 358
- Amendola, L., Coupled quintessence. 2000, *Phys. Rev.*, D62, 043511, [arXiv:astro-ph/9908023](#)
- Amendola, L., Appleby, S., Bacon, D., et al., Cosmology and fundamental physics with the Euclid satellite. 2012a, ArXiv e-prints, [arXiv:1206.1225](#)
- Amendola, L., Baldi, M., & Wetterich, C., Growing Matter. 2008a, *Phys. Rev.*, D78, 023015, [arXiv:0706.3064](#)
- Amendola, L., Ballesteros, G., & Pettorino, V., Effects of modified gravity on B -mode polarization. 2014, *Phys. Rev.*, D90, 043009, [arXiv:1405.7004](#)
- Amendola, L., Gannouji, R., Polarski, D., & Tsujikawa, S., Conditions for the cosmological viability of $f(R)$ dark energy models. 2007, *Phys. Rev. D*, 75, 083504
- Amendola, L., Kunz, M., & Sapone, D., Measuring the dark side (with weak lensing). 2008b, *JCAP*, 0804, 013, [arXiv:0704.2421](#)
- Amendola, L., Pettorino, V., Quercellini, C., & Vollmer, A., Testing coupled dark energy with next-generation large-scale observations. 2012b, *Phys. Rev. D*, 85, 103008, [arXiv:1111.1404](#)
- Amendola, L. & Quercellini, C., Tracking and coupled dark energy as seen by the Wilkinson Microwave Anisotropy Probe. 2003, *Phys. Rev. D*, 68, 023514, [arXiv:astro-ph/0303228](#)
- Amendola, L. et al., Cosmology and fundamental physics with the Euclid satellite. 2013, *Living Rev. Rel.*, 16, 6, [arXiv:1206.1225](#)
- Anderson, L., Aubourg, É., Bailey, S., et al., The clustering of galaxies in the SDSS-III Baryon Oscillation Spectroscopic Survey: baryon acoustic oscillations in the Data Releases 10 and 11 Galaxy samples. 2014, *MNRAS*, 441, 24, [arXiv:1312.4877](#)
- Anderson, L., Aubourg, E., Bailey, S., et al., The clustering of galaxies in the SDSS-III Baryon Oscillation Spectroscopic Survey: Baryon Acoustic Oscillations in the Data Release 10 and 11 galaxy samples. 2013, ArXiv e-prints, [arXiv:1312.4877](#)
- Antonini, C., Martinelli, M., Fantaye, Y., & Baccigalupi, C., Measuring primordial gravitational waves from CMB B -modes in cosmologies with generalized expansion histories. 2013, *J. Cosmology Astropart. Phys.*, 2, 024, [arXiv:1208.3960](#)
- Armendariz-Picon, C., Mukhanov, V. F., & Steinhardt, P. J., A Dynamical solution to the problem of a small cosmological constant and late time cosmic acceleration. 2000, *Phys. Rev. Lett.*, 85, 4438, [arXiv:astro-ph/0004134](#)
- Aubourg, É., Bailey, S., Bautista, J. E., et al., Cosmological implications of baryon acoustic oscillation (BAO) measurements. 2014, ArXiv e-prints, [arXiv:1411.1074](#)
- Audren, B., Blas, D., Ivanov, M., Lesgourgues, J., & Sibiryakov, S., Cosmological constraints on deviations from Lorentz invariance in gravity and dark matter. 2014, [arXiv:1410.6514](#)
- Baker, T., Ferreira, P., & Skordis, C., A fast route to modified gravitational growth. 2014a, *Phys. Rev. D*, 89, 024026, [arXiv:1310.1086](#)
- Baker, T., Ferreira, P. G., Leonard, C. D., & Motta, M., New Gravitational Scales in Cosmological Surveys. 2014b, ArXiv e-prints, [arXiv:1409.8284](#)
- Baldi, M. & Pettorino, V., High- z massive clusters as a test for dynamical coupled dark energy. 2011, *Mon. Not. Roy. Astron. Soc.*, 412, L1, [arXiv:1006.3761](#)
- Ballesteros, G., Hollenstein, L., Jain, R. K., & Kunz, M., Nonlinear cosmological consistency relations and effective matter stresses. 2012, *JCAP*, 1205, 038, [arXiv:1112.4837](#)
- Bardeen, J., Gauge-invariant cosmological perturbations. 1980, *Phys. Rev. D*, 22, 1882
- Barreira, A., Li, B., Baugh, C. M., & Pascoli, S., The observational status of Galileon gravity after Planck. 2014, *J. Cosmology Astropart. Phys.*, 8, 059, [arXiv:1406.0485](#)
- Barrow, J. D. & Saich, P., Growth of large-scale structure with a cosmological constant. 1993, *MNRAS*, 262, 717
- Battye, R. A., Moss, A., & Pearson, J. A., Constraining dark sector perturbations I: cosmic shear and CMB lensing. 2015, *J. Cosmology Astropart. Phys.*, 4, 048, [arXiv:1409.4650](#)
- Battye, R. A. & Pearson, J. A., Effective action approach to cosmological perturbations in dark energy and modified gravity. 2012, *JCAP*, 1207, 019, [arXiv:1203.0398](#)
- Battye, R. A. & Pearson, J. A., Massive gravity, the elasticity of spacetime and perturbations in the dark sector. 2013, *Phys. Rev.*, D88, 084004, [arXiv:1301.5042](#)
- Bean, R., Flanagan, E. E., Laszlo, I., & Trodden, M., Constraining Interactions in Cosmology’s Dark Sector. 2008, *Phys. Rev.*, D78, 123514, [arXiv:0808.1105](#)
- Bellini, E. & Sawicki, I., Maximal freedom at minimum cost: linear large-scale structure in general modifications of gravity. 2014, *J. Cosmology Astropart. Phys.*, 7, 50, [arXiv:1404.3713](#)
- Bennett, C. L., Larson, D., Weiland, J. L., et al., Nine-year Wilkinson Microwave Anisotropy Probe (WMAP) Observations: Final Maps and Results. 2013, *ApJS*, 208, 20, [arXiv:1212.5225](#)
- Bertschinger, E. & Zukin, P., Distinguishing Modified Gravity from Dark Energy. 2008, *Phys. Rev.*, D78, 024015, [arXiv:0801.2431](#)
- Bertschinger, E. & Zukin, P., Distinguishing modified gravity from dark energy. 2008, *Phys. Rev. D*, 78, 024015, [arXiv:0801.2431](#)
- Betoule, M., Kessler, R., Guy, J., et al., Improved cosmological constraints from a joint analysis of the SDSS-II and SNLS supernova samples. 2014, *A&A*, 568, A22, [arXiv:1401.4064](#)
- Betoule, M., Marnier, J., Regnault, N., et al., Improved photometric calibration of the SNLS and the SDSS supernova surveys. 2013, *A&A*, 552, A124, [arXiv:1212.4864](#)
- Beutler, F., Blake, C., Colless, M., et al., The 6dF Galaxy Survey: baryon acoustic oscillations and the local Hubble constant. 2011, *MNRAS*, 416, 3017, [arXiv:1106.3366](#)
- Beutler, F., Blake, C., Colless, M., et al., The 6dF Galaxy Survey: $z \approx 0$ measurement of the growth rate and σ_8 . 2012, *Mon. Not. Roy. Astron. Soc.*, 423, 3430, [arXiv:1204.4725](#)
- Beutler, F., Saito, S., Seo, H.-J., et al., The clustering of galaxies in the SDSS-III Baryon Oscillation Spectroscopic Survey: testing gravity with redshift space distortions using the power spectrum multipoles. 2014, *MNRAS*, 443, 1065, [arXiv:1312.4611](#)
- Bianchi, D., Guzzo, L., Branchini, E., et al., Statistical and systematic errors in redshift-space distortion measurements from large surveys. 2012, *MNRAS*,

- 427, 2420, [arXiv:1203.1545](#)
- Bird, S., Viel, M., & Haehnelt, M. G., Massive Neutrinos and the Non-linear Matter Power Spectrum. 2012, *Mon.Not.Roy.Astron.Soc.*, 420, 2551, [arXiv:1109.4416](#)
- Blake, C., Kazin, E. A., Beutler, F., et al., The WiggleZ Dark Energy Survey: mapping the distance-redshift relation with baryon acoustic oscillations. 2011, *MNRAS*, 418, 1707, [arXiv:1108.2635](#)
- Bloomfield, J., Flanagan, É. É., Park, M., & Watson, S., Dark energy or modified gravity? An effective field theory approach. 2013, *J. Cosmology Astropart. Phys.*, 8, 10, [arXiv:1211.7054](#)
- Brax, P. H. & Martin, A., Quintessence and supergravity. 1999, *Physics Letters B*, 468, 40, [arXiv:astro-ph/9905040](#)
- Bridle, S. & King, L., Dark energy constraints from cosmic shear power spectra: impact of intrinsic alignments on photometric redshift requirements. 2007, *New J.Phys.*, 9, 444, [arXiv:0705.0166](#)
- Calabrese, E., Huterer, D., Linder, E. V., Melchiorri, A., & Pagano, L., Limits on dark radiation, early dark energy, and relativistic degrees of freedom. 2011, *Phys. Rev. D*, 83, 123504, [arXiv:1103.4132](#)
- Calabrese, E., Slosar, A., Melchiorri, A., Smoot, G. F., & Zahn, O., Cosmic microwave weak lensing data as a test for the dark universe. 2008, *Phys. Rev. D*, 77, 123531, [arXiv:0803.2309](#)
- Capozziello, S., Curvature quintessence. 2002, *Int.J.Mod.Phys.*, D11, 483, [arXiv:gr-qc/0201033](#)
- Carbone, C., Baldi, M., Pettorino, V., & Baccigalupi, C., Maps of CMB lensing deflection from N-body simulations in Coupled Dark Energy Cosmologies. 2013, *J. Cosmology Astropart. Phys.*, 9, 4, [arXiv:1305.0829](#)
- Cataneo, M., Rapetti, D., Schmidt, F., et al., New constraints on $f(R)$ gravity from clusters of galaxies. 2015, *Phys. Rev. D*, 92, 044009, [arXiv:1412.0133](#)
- Cheung, C., Fitzpatrick, A. L., Kaplan, J., Senatore, L., & Creminelli, P., The effective field theory of inflation. 2008, *Journal of High Energy Physics*, 3, 14, [arXiv:0709.0293](#)
- Clifton, T., Ferreira, P. G., Padilla, A., & Skordis, C., Modified Gravity and Cosmology. 2012, *Phys.Rept.*, 513, 1, [arXiv:1106.2476](#)
- Creminelli, P., D'Amico, G., Noreña, J., & Vernizzi, F., The effective theory of quintessence: the $w \rightarrow -1$ side unveiled. 2009, *J. Cosmology Astropart. Phys.*, 2, 018, [arXiv:0811.0827](#)
- Cusin, G., Durrer, R., Guarato, P., & Motta, M., Gravitational waves in bigravity cosmology. 2014, *ArXiv e-prints*, [arXiv:1412.5979](#)
- Daniel, S. F., Linder, E. V., Smith, T. L., et al., Testing general relativity with current cosmological data. 2010, *Phys. Rev. D*, 81, 123508, [arXiv:1002.1962](#)
- De Felice, A. & Tsujikawa, S., $f(R)$ theories. 2010, *Living Rev.Rel.*, 13, 3, [arXiv:1002.4928](#)
- de Rham, C., Massive Gravity. 2014, *Living Reviews in Relativity*, 17, 7, [arXiv:1401.4173](#)
- Deffayet, C., Pujolas, O., Sawicki, I., & Vikman, A., Imperfect Dark Energy from Kinetic Gravity Braiding. 2010, *JCAP*, 1010, 026, [arXiv:1008.0048](#)
- Dirian, Y., Foffa, S., Kunz, M., Maggiore, M., & Pettorino, V., Non-local gravity and comparison with observational datasets. 2014, *ArXiv e-prints*, [arXiv:1411.7692](#)
- Doran, M. & Robbers, G., Early Dark Energy Cosmologies. 2006, *JCAP*, 0606 (2006) 026
- Dossett, J., Hu, B., & Parkinson, D., Constraining models of $f(R)$ gravity with Planck and WiggleZ power spectrum data. 2014, *J. Cosmology Astropart. Phys.*, 3, 046, [arXiv:1401.3980](#)
- Dubovsky, S. L., Phases of massive gravity. 2004, *Journal of High Energy Physics*, 10, 76, [arXiv:hep-th/0409124](#)
- Efstathiou, G., H_0 revisited. 2014, *MNRAS*, 440, 1138, [arXiv:1311.3461](#)
- Efstathiou, G. & Bond, J., Cosmic confusion: Degeneracies among cosmological parameters derived from measurements of microwave background anisotropies. 1999, *Mon.Not.Roy.Astron.Soc.*, 304, 75, [arXiv:astro-ph/9807103](#)
- Einstein, A., Kosmologische Betrachtungen zur allgemeinen Relativitätstheorie. 1917, *Sitzungsberichte der Königlich Preußischen Akademie der Wissenschaften (Berlin)*, Seite 142-152., 142
- Fang, W., Hu, W., & Lewis, A., Crossing the Phantom Divide with Parameterized Post-Friedmann Dark Energy. 2008, *Phys.Rev.*, D78, 087303, [arXiv:0808.3125](#)
- Fardon, R., Nelson, A. E., & Weiner, N., Dark Energy from Mass Varying Neutrinos. 2004, *JCAP*, 0410, 005, [arXiv:astro-ph/0309800](#)
- Fendt, W. A. & Wandelt, B. D., Pico: Parameters for the Impatient Cosmologist. 2006, *Astrophys.J.*, 654, 2, [arXiv:astro-ph/0606709](#)
- Frieman, J. A., Hill, C. T., Stebbins, A., & Waga, I., Cosmology with Ultralight Pseudo Nambu-Goldstone Bosons. 1995, *Physical Review Letters*, 75, 2077, [arXiv:astro-ph/9505060](#)
- Giannantonio, T. et al., Combined analysis of the integrated Sachs-Wolfe effect and cosmological implications. 2008, *Phys. Rev.*, D77, 123520, [arXiv:0801.4380](#)
- Gil-Marín, H., Wagner, C., Verde, L., Porciani, C., & Jimenez, R., Perturbation theory approach for the power spectrum: from dark matter in real space to massive haloes in redshift space. 2012, *J. Cosmology Astropart. Phys.*, 11, 29, [arXiv:1209.3771](#)
- Gleyzes, J., Langlois, D., Piazza, F., & Vernizzi, F., Essential building blocks of dark energy. 2013, *J. Cosmology Astropart. Phys.*, 8, 025, [arXiv:1304.4840](#)
- Gleyzes, J., Langlois, D., Piazza, F., & Vernizzi, F., Exploring gravitational theories beyond Horndeski. 2014, *ArXiv e-prints*, [arXiv:1408.1952](#)
- Gott, J. R. & Slepian, Z., Dark energy as double N-flation - observational predictions. 2011, *MNRAS*, 416, 907, [arXiv:1011.2528](#)
- Gubitosi, G., Piazza, F., & Vernizzi, F., The Effective Field Theory of Dark Energy. 2013, *JCAP*, 1302, 032, [arXiv:1210.0201](#)
- Harnois-Déraps, J., van Waerbeke, L., Viola, M., & Heymans, C., Baryons, Neutrinos, Feedback and Weak Gravitational Lensing. 2014, *ArXiv e-prints*, [arXiv:1407.4301](#)
- Hassan, S. F. & Rosen, R. A., Bimetric gravity from ghost-free massive gravity. 2012, *Journal of High Energy Physics*, 2, 126, [arXiv:1109.3515](#)
- Heymans, C., Grocutt, E., Heavens, A., et al., CFHTLenS tomographic weak lensing cosmological parameter constraints: Mitigating the impact of intrinsic galaxy alignments. 2013, *MNRAS*, 432, 2433, [arXiv:1303.1808](#)
- Hojjati, A., Pogosian, L., & Zhao, G.-B., Testing gravity with CAMB and CosmoMC. 2011, *JCAP*, 1108, 005, [arXiv:1106.4543](#)
- Horndeski, G. W., Second-order scalar-tensor field equations in a four-dimensional space. 1974, *Int.J.Theor.Phys.*, 10, 363
- Howlett, C., Ross, A., Samushia, L., Percival, W., & Manera, M., The Clustering of the SDSS Main Galaxy Sample II: Mock galaxy catalogues and a measurement of the growth of structure from Redshift Space Distortions at $z=0.15$. 2014, *ArXiv e-prints*, [arXiv:1409.3238](#)
- Hu, B., Liguori, M., Bartolo, N., & Matarrese, S., Parametrized modified gravity constraints after Planck. 2013, *Phys. Rev. D*, 88, 123514, [arXiv:1307.5276](#)
- Hu, B., Raveri, M., Frusciante, N., & Silvestri, A., Effective field theory of cosmic acceleration: An implementation in CAMB. 2014, *Phys. Rev. D*, 89, 103530
- Hu, B., Raveri, M., Frusciante, N., & Silvestri, A., EFTCAMB/EFTCosmoMC: Numerical Notes v1.0. 2014, *ArXiv e-prints*, [arXiv:1405.3590](#)
- Hu, W., Dark synergy: Gravitational lensing and the CMB. 2002, *Phys. Rev. D*, 65, 023003, [arXiv:astro-ph/0108090](#)
- Hu, W. & Sawicki, I., A Parameterized Post-Friedmann Framework for Modified Gravity. 2007, *Phys.Rev.*, D76, 104043, [arXiv:0708.1190](#)
- Hu, W. & White, M., Acoustic Signatures in the Cosmic Microwave Background. 1996, *ApJ*, 471, 30, [arXiv:astro-ph/9602019](#)
- Huang, Z., Bond, J. R., & Kofman, L., Parameterizing and Measuring Dark Energy Trajectories from Late Inflatons. 2011, *ApJ*, 726, 64, [arXiv:1007.5297](#)
- Hubble, E., A relation between distance and radial velocity among extra-galactic nebulae. 1929, *Proc.Nat.Acad.Sci.*, 15, 168
- Humphreys, L., Reid, M., Moran, J., Greenhill, L., & Argon, A., Toward a New Geometric Distance to the Active Galaxy NGC 4258. III. Final Results and the Hubble Constant. 2013, *ArXiv e-prints*, [arXiv:1307.6031](#)
- Huterer, D. & Cooray, A., Uncorrelated estimates of dark energy evolution. 2005, *Phys. Rev. D*, 71, 023506, [arXiv:astro-ph/0404062](#)
- Huterer, D., Kirkby, D., Bean, R., et al., Growth of cosmic structure: Probing dark energy beyond expansion. 2015, *Astroparticle Physics*, 63, 23
- Huterer, D. & Starkman, G., Parametrization of Dark-Energy Properties: A Principal-Component Approach. 2003, *Physical Review Letters*, 90, 031301, [arXiv:astro-ph/0207517](#)
- Joyce, A., Jain, B., Khoury, J., & Trodden, M., Beyond the Cosmological Standard Model. 2014, *ArXiv e-prints*, [arXiv:1407.0059](#)
- Kaloper, N. & Sorbo, L., Of pNGB quiScript Ntessence. 2006, *Journal of Cosmology and Astro-Particle Physics*, 4, 7, [arXiv:astro-ph/0511543](#)
- Khoury, J., Theories of Dark Energy with Screening Mechanisms. 2010, *Conference Proceedings*, 22nd Rencontres de Blois on Particle Physics and Cosmology, [arXiv:1011.5909](#)
- Kilbinger, M., Fu, L., Heymans, C., et al., CFHTLenS: combined probe cosmological model comparison using 2D weak gravitational lensing. 2013, *MNRAS*, 430, 2200, [arXiv:1212.3338](#)
- Kitching, T. et al., 3D Cosmic Shear: Cosmology from CFHTLenS. 2014, *Mon.Not.Roy.Astron.Soc.*, 442, 1326, [arXiv:1401.6842](#)
- Kodama, H. & Sasaki, M., Cosmological Perturbation Theory. 1984, *Prog. Theor. Phys. Suppl.*, 78, 1
- Kofman, L. A. & Starobinskiĭ, A. A., Effect of the Cosmological Constant on Largescale Anisotropies in the Microwave Background. 1985, *Soviet Astronomy Letters*, 11, 271
- Kosowsky, A., Milosavljevic, M., & Jimenez, R., Efficient cosmological parameter estimation from microwave background anisotropies. 2002, *Phys.Rev.*, D66, 063007, [arXiv:astro-ph/0206014](#)
- Kunz, M., The dark degeneracy: On the number and nature of dark components. 2009, *Phys.Rev.*, D80, 123001, [arXiv:astro-ph/0702615](#)

- Kunz, M., The phenomenological approach to modeling the dark energy. 2012, *Comptes Rendus Physique*, 13, 539, [arXiv:1204.5482](#)
- Kunz, M., Corasaniti, P.-S., Parkinson, D., & Copeland, E. J., Model-independent dark energy test with $\sigma(8)$ using results from the Wilkinson microwave anisotropy probe. 2004, *Phys.Rev.*, D70, 041301, [arXiv:astro-ph/0307346](#)
- Lemaître, G., Un Univers homogène de masse constante et de rayon croissant rendant compte de la vitesse radiale des nébuleuses extra-galactiques. 1927, *Annales de la Société Scientifique de Bruxelles*, 47, 49
- Lewis, A. & Bridle, S., Cosmological parameters from CMB and other data: A Monte Carlo approach. 2002, *Phys.Rev.*, D66, 103511, [arXiv:astro-ph/0205436](#)
- Lewis, A. & Challinor, A., Weak gravitational lensing of the CMB. 2006, *Physics Reports*, 429, 1, [arXiv:astro-ph/0601594](#)
- Linde, A. D., Chaotic inflation. 1983, *Physics Letters B*, 129, 177
- LSST Science Collaboration, Abell, P. A., Allison, J., et al., LSST Science Book, Version 2.0. 2009, ArXiv e-prints, [arXiv:0912.0201](#)
- Ma, C.-P. & Bertschinger, E., Cosmological perturbation theory in the synchronous and conformal Newtonian gauges. 1995, *Astrophys.J.*, 455, 7, [arXiv:astro-ph/9506072](#)
- Macaulay, E., Wehus, I. K., & Eriksen, H. K., Lower Growth Rate from Recent Redshift Space Distortion Measurements than Expected from Planck. 2013, *Physical Review Letters*, 111, 161301, [arXiv:1303.6583](#)
- MacCrann, N., Zuntz, J., Bridle, S., Jain, B., & Becker, M. R., Cosmic Discordance: Are Planck CMB and CFHTLenS weak lensing measurements out of tune? 2014, ArXiv e-prints, [arXiv:1408.4742](#)
- Marchini, A., Melchiorri, A., Salvatelli, V., & Pagano, L., Constraints on modified gravity from the Atacama Cosmology Telescope and the South Pole Telescope. 2013, *Phys.Rev.*, D87, 083527, [arXiv:1302.2593](#)
- Marchini, A. & Salvatelli, V., Updated constraints from the PLANCK experiment on modified gravity. 2013, *Phys.Rev.*, D88, 027502, [arXiv:1307.2002](#)
- Mukhanov, V. F., Feldman, H., & Brandenberger, R. H., Theory of cosmological perturbations. Part 1. Classical perturbations. Part 2. Quantum theory of perturbations. Part 3. Extensions. 1992, *Phys.Rept.*, 215, 203
- Mukherjee, P., Kunz, M., Parkinson, D., & Wang, Y., Planck priors for dark energy surveys. 2008, *Phys.Rev.*, D78, 083529, [arXiv:0803.1616](#)
- Pan, Z., Knox, L., & White, M., Dependence of the cosmic microwave background lensing power spectrum on the matter density. 2014, *MNRAS*, 445, 2941, [arXiv:1406.5459](#)
- Peebles, P. J. E., Tests of cosmological models constrained by inflation. 1984, *ApJ*, 284, 439
- Perlmutter, S., Aldering, G., Goldhaber, G., et al., Measurements of Ω and Λ from 42 High-Redshift Supernovae. 1999, *ApJ*, 517, 565, [arXiv:astro-ph/9812133](#)
- Pettorino, V., Testing modified gravity with Planck: The case of coupled dark energy. 2013, *Phys. Rev. D*, 88, 063519, [arXiv:1305.7457](#)
- Pettorino, V. & Amendola, L., Friction in Gravitational Waves: a test for early-time modified gravity. 2014, ArXiv e-prints, [arXiv:1408.2224](#)
- Pettorino, V., Amendola, L., Baccigalupi, C., & Quercellini, C., Constraints on coupled dark energy using CMB data from WMAP and South Pole Telescope. 2012, *Phys. Rev. D*, 86, 103507, [arXiv:1207.3293](#)
- Pettorino, V., Amendola, L., & Wetterich, C., How early is early dark energy? 2013, *Phys. Rev. D*, 87, 083009, [arXiv:1301.5279](#)
- Pettorino, V. & Baccigalupi, C., Coupled and Extended Quintessence: theoretical differences and structure formation. 2008, *Phys. Rev.*, D77, 103003, [arXiv:0802.1086](#)
- Piazza, F., Steigerwald, H., & Marinoni, C., Phenomenology of dark energy: exploring the space of theories with future redshift surveys. 2014, *J. Cosmology Astropart. Phys.*, 5, 43, [arXiv:1312.6111](#)
- Planck Collaboration, The Scientific Programme of Planck. 2005, ESA publication ESA-SCI(2005)/01, [arXiv:astro-ph/0604069](#)
- Planck Collaboration ES. 2015, The Explanatory Supplement to the Planck 2015 results, http://wiki.cosmos.esa.int/planckpla/index.php/Main_Page (ESA)
- Planck Collaboration I, *Planck* 2013 results. I. Overview of products and scientific results. 2014, *A&A*, 571, A1, [arXiv:1303.5062](#)
- Planck Collaboration II, *Planck* 2013 results. II. Low Frequency Instrument data processing. 2014, *A&A*, 571, A2, [arXiv:1303.5063](#)
- Planck Collaboration III, *Planck* 2013 results. III. LFI systematic uncertainties. 2014, *A&A*, 571, A3, [arXiv:1303.5064](#)
- Planck Collaboration IV, *Planck* 2013 results. IV. LFI Beams and window functions. 2014, *A&A*, 571, A4, [arXiv:1303.5065](#)
- Planck Collaboration V, *Planck* 2013 results. V. LFI Calibration. 2014, *A&A*, 571, A5, [arXiv:1303.5066](#)
- Planck Collaboration VI, *Planck* 2013 results. VI. High Frequency Instrument data processing. 2014, *A&A*, 571, A6, [arXiv:1303.5067](#)
- Planck Collaboration VII, *Planck* 2013 results. VII. HFI time response and beams. 2014, *A&A*, 571, A7, [arXiv:1303.5068](#)
- Planck Collaboration VIII, *Planck* 2013 results. VIII. HFI photometric calibration and mapmaking. 2014, *A&A*, 571, A8, [arXiv:1303.5069](#)
- Planck Collaboration IX, *Planck* 2013 results. IX. HFI spectral response. 2014, *A&A*, 571, A9, [arXiv:1303.5070](#)
- Planck Collaboration X, *Planck* 2013 results. X. HFI energetic particle effects: characterization, removal, and simulation. 2014, *A&A*, 571, A10, [arXiv:1303.5071](#)
- Planck Collaboration XI, *Planck* 2013 results. XI. All-sky model of thermal dust emission. 2014, *A&A*, 571, A11, [arXiv:1312.1300](#)
- Planck Collaboration XII, *Planck* 2013 results. XII. Diffuse component separation. 2014, *A&A*, 571, A12, [arXiv:1303.5072](#)
- Planck Collaboration XIII, *Planck* 2013 results. XIII. Galactic CO emission. 2014, *A&A*, 571, A13, [arXiv:1303.5073](#)
- Planck Collaboration XIV, *Planck* 2013 results. XIV. Zodiacal emission. 2014, *A&A*, 571, A14, [arXiv:1303.5074](#)
- Planck Collaboration XV, *Planck* 2013 results. XV. CMB power spectra and likelihood. 2014, *A&A*, 571, A15, [arXiv:1303.5075](#)
- Planck Collaboration XVI, *Planck* 2013 results. XVI. Cosmological parameters. 2014, *A&A*, 571, A16, [arXiv:1303.5076](#)
- Planck Collaboration XVII, *Planck* 2013 results. XVII. Gravitational lensing by large-scale structure. 2014, *A&A*, 571, A17, [arXiv:1303.5077](#)
- Planck Collaboration XVIII, *Planck* 2013 results. XVIII. The gravitational lensing-infrared background correlation. 2014, *A&A*, 571, A18, [arXiv:1303.5078](#)
- Planck Collaboration XIX, *Planck* 2013 results. XIX. The integrated Sachs-Wolfe effect. 2014, *A&A*, 571, A19, [arXiv:1303.5079](#)
- Planck Collaboration XX, *Planck* 2013 results. XX. Cosmology from Sunyaev-Zeldovich cluster counts. 2014, *A&A*, 571, A20, [arXiv:1303.5080](#)
- Planck Collaboration XXI, *Planck* 2013 results. XXI. Power spectrum and high-order statistics of the *Planck* all-sky Compton parameter map. 2014, *A&A*, 571, A21, [arXiv:1303.5081](#)
- Planck Collaboration XXII, *Planck* 2013 results. XXII. Constraints on inflation. 2014, *A&A*, 571, A22, [arXiv:1303.5082](#)
- Planck Collaboration XXIII, *Planck* 2013 results. XXIII. Isotropy and statistics of the CMB. 2014, *A&A*, 571, A23, [arXiv:1303.5083](#)
- Planck Collaboration XXIV, *Planck* 2013 results. XXIV. Constraints on primordial non-Gaussianity. 2014, *A&A*, 571, A24, [arXiv:1303.5084](#)
- Planck Collaboration XXV, *Planck* 2013 results. XXV. Searches for cosmic strings and other topological defects. 2014, *A&A*, 571, A25, [arXiv:1303.5085](#)
- Planck Collaboration XXVI, *Planck* 2013 results. XXVI. Background geometry and topology of the Universe. 2014, *A&A*, 571, A26, [arXiv:1303.5086](#)
- Planck Collaboration XXVII, *Planck* 2013 results. XXVII. Doppler boosting of the CMB: Eppur si muove. 2014, *A&A*, 571, A27, [arXiv:1303.5087](#)
- Planck Collaboration XXVIII, *Planck* 2013 results. XXVIII. The Planck Catalogue of Compact Sources. 2014, *A&A*, 571, A28, [arXiv:1303.5088](#)
- Planck Collaboration XXIX, *Planck* 2013 results. XXIX. The Planck catalogue of Sunyaev-Zeldovich sources. 2014, *A&A*, 571, A29, [arXiv:1303.5089](#)
- Planck Collaboration XXX, *Planck* 2013 results. XXX. Cosmic infrared background measurements and implications for star formation. 2014, *A&A*, 571, A30, [arXiv:1309.0382](#)
- Planck Collaboration XXXI, *Planck* 2013 results. XXXI. Consistency of the *Planck* data. 2014, *A&A*, 571, A31
- Planck Collaboration I, *Planck* 2015 results. I. Overview of products and results. 2015, in preparation
- Planck Collaboration II, *Planck* 2015 results. II. Low Frequency Instrument data processing. 2015, in preparation
- Planck Collaboration III, *Planck* 2015 results. III. LFI systematic uncertainties. 2015, in preparation
- Planck Collaboration IV, *Planck* 2015 results. IV. LFI beams and window functions. 2015, in preparation
- Planck Collaboration V, *Planck* 2015 results. V. LFI calibration. 2015, in preparation
- Planck Collaboration VI, *Planck* 2015 results. VI. LFI maps. 2015, in preparation
- Planck Collaboration VII, *Planck* 2015 results. VII. High Frequency Instrument data processing: Time-ordered information and beam processing. 2015, in preparation
- Planck Collaboration VIII, *Planck* 2015 results. VIII. High Frequency Instrument data processing: Calibration and maps. 2015, in preparation
- Planck Collaboration IX, *Planck* 2015 results. IX. Diffuse component separation: CMB maps. 2015, in preparation
- Planck Collaboration X, *Planck* 2015 results. X. Diffuse component separation: Foreground maps. 2015, in preparation
- Planck Collaboration XI, *Planck* 2015 results. XI. CMB power spectra, likelihood, and consistency of cosmological parameters. 2015, in preparation
- Planck Collaboration XII, *Planck* 2015 results. XII. Simulations. 2015, in preparation

- Planck Collaboration XIII, *Planck* 2015 results. XIII. Cosmological parameters. 2015, in preparation
- Planck Collaboration XIV, *Planck* 2015 results. XIV. Dark energy and modified gravity. 2015, in preparation
- Planck Collaboration XV, *Planck* 2015 results. XV. Gravitational lensing. 2015, in preparation
- Planck Collaboration XVI, *Planck* 2015 results. XVI. Isotropy and statistics of the CMB. 2015, in preparation
- Planck Collaboration XVII, *Planck* 2015 results. XVII. Constraints on primordial non-Gaussianity. 2015, in preparation
- Planck Collaboration XVIII, *Planck* 2015 results. XVIII. Background geometry and topology of the Universe. 2015, in preparation
- Planck Collaboration XIX, *Planck* 2015 results. XIX. Constraints on primordial magnetic fields. 2015, in preparation
- Planck Collaboration XX, *Planck* 2015 results. XX. Constraints on inflation. 2015, in preparation
- Planck Collaboration XXI, *Planck* 2015 results. XXI. The integrated Sachs-Wolfe effect. 2015, in preparation
- Planck Collaboration XXII, *Planck* 2015 results. XXII. A map of the thermal Sunyaev-Zeldovich effect. 2015, in preparation
- Planck Collaboration XXIII, *Planck* 2015 results. XXIII. Thermal Sunyaev-Zeldovich effect–cosmic infrared background correlation. 2015, in preparation
- Planck Collaboration XXIV, *Planck* 2015 results. XXIV. Cosmology from Sunyaev-Zeldovich cluster counts. 2015, in preparation
- Planck Collaboration XXV, *Planck* 2015 results. XXV. Diffuse, low-frequency Galactic foregrounds. 2015, in preparation
- Planck Collaboration XXVI, *Planck* 2015 results. XXVI. The Second Planck Catalogue of Compact Sources. 2015, in preparation
- Planck Collaboration XXVII, *Planck* 2015 results. XXVII. The Second Planck Catalogue of Sunyaev-Zeldovich Sources. 2015, in preparation
- Planck Collaboration XXVIII, *Planck* 2015 results. XXVIII. The Planck Catalogue of Galactic Cold Clumps. 2015, in preparation
- Planck Collaboration Int. XXX, *Planck* intermediate results. XXX. The angular power spectrum of polarized dust emission at intermediate and high Galactic latitudes. 2014, *A&A*, in press, [arXiv:1409.5738](#)
- Pogosian, L. & Silvestri, A., Pattern of growth in viable $f(R)$ cosmologies. 2008, *Phys. Rev. D*, 77, 023503, [arXiv:0709.0296](#)
- Ratra, B. & Peebles, P. J. E., Cosmological Consequences of a Rolling Homogeneous Scalar Field. 1988, *Phys. Rev.*, D37, 3406
- Raveri, M., Baccigalupi, C., Silvestri, A., & Zhou, S.-Y., Measuring the speed of cosmological gravitational waves. 2014, ArXiv e-prints, [arXiv:1405.7974](#)
- Raveri, M., Hu, B., Frusciante, N., & Silvestri, A., Effective field theory of cosmic acceleration: Constraining dark energy with CMB data. 2014, *Phys. Rev. D*, 90, 043513
- Reichardt, C. L., de Putter, R., Zahn, O., & Hou, Z., New Limits on Early Dark Energy from the South Pole Telescope. 2012, *ApJ*, 749, L9, [arXiv:1110.5328](#)
- Reid, M. J., Braatz, J. A., Condon, J. J., et al., The Megamaser Cosmology Project: IV. A Direct Measurement of the Hubble Constant from UGC 3789. 2012, ArXiv e-prints, [arXiv:1207.7292](#)
- Riess, A. G., Filippenko, A. V., Challis, P., et al., Observational Evidence from Supernovae for an Accelerating Universe and a Cosmological Constant. 1998, *The Astronomical Journal*, 116, 1009, [arXiv:9805201v1](#)
- Riess, A. G., Filippenko, A. V., Challis, P., et al., Observational Evidence from Supernovae for an Accelerating Universe and a Cosmological Constant. 1998, *AJ*, 116, 1009, [arXiv:astro-ph/9805201](#)
- Riess, A. G., Macri, L., Casertano, S., et al., A 3% Solution: Determination of the Hubble Constant with the Hubble Space Telescope and Wide Field Camera 3. 2011, *ApJ*, 730, 119, [arXiv:1103.2976](#)
- Ross, A. J., Samushia, L., Howlett, C., et al., The Clustering of the SDSS DR7 Main Galaxy Sample I: A 4 per cent Distance Measure at $z=0.15$. 2014, ArXiv e-prints, [arXiv:1409.3242](#)
- Rubakov, V. A. & Tinyakov, P. G., Infrared-modified gravities and massive gravitons. 2008, *Physics Uspekhi*, 51, 759, [arXiv:0802.4379](#)
- Sachs, R. K. & Wolfe, A. M., Perturbations of a Cosmological Model and Angular Variations of the Microwave Background. 1967, *ApJ*, 147, 73
- Said, N., Baccigalupi, C., Martinelli, M., Melchiorri, A., & Silvestri, A., New constraints on the dark energy equation of state. 2013, *Phys. Rev. D*, 88, 043515, [arXiv:1303.4353](#)
- Saltas, I. D., Sawicki, I., Amendola, L., & Kunz, M., Anisotropic Stress as a Signature of Nonstandard Propagation of Gravitational Waves. 2014, *Phys.Rev.Lett.*, 113, 191101, [arXiv:1406.7139](#)
- Samushia, L., Reid, B. A., White, M., et al., The clustering of galaxies in the SDSS-III Baryon Oscillation Spectroscopic Survey: measuring growth rate and geometry with anisotropic clustering. 2014, *MNRAS*, 439, 3504, [arXiv:1312.4899](#)
- Sapone, D. & Kunz, M., Fingerprinting Dark Energy. 2009, *Phys.Rev.*, D80, 083519, [arXiv:0909.0007](#)
- Sawicki, I., Saltas, I. D., Amendola, L., & Kunz, M., Consistent perturbations in an imperfect fluid. 2013, *JCAP*, 1301, 004, [arXiv:1208.4855](#)
- Schmidt, F., Weak lensing probes of modified gravity. 2008, *Phys. Rev. D*, 78, 043002, [arXiv:0805.4812](#)
- Simpson, F., Heymans, C., Parkinson, D., et al., CFHTLenS: testing the laws of gravity with tomographic weak lensing and redshift-space distortions. 2013, *MNRAS*, 429, 2249, [arXiv:1212.3339](#)
- Slepian, Z., Gott, J. R., & Zinn, J., A one-parameter formula for testing slow-roll dark energy: observational prospects. 2014, *MNRAS*, 438, 1948, [arXiv:1301.4611](#)
- Smith, R. et al., Stable clustering, the halo model and nonlinear cosmological power spectra. 2003, *MNRAS*, 341, 1311, [arXiv:astro-ph/0207664](#)
- Soergel, B., Giannantonio, T., Weller, J., & Battye, R. A., Constraining dark sector perturbations II: ISW and CMB lensing tomography. 2015, *J. Cosmology Astropart. Phys.*, 2, 037, [arXiv:1409.4540](#)
- Song, Y.-S., Hu, W., & Sawicki, I., Large scale structure of $f(R)$ gravity. 2007a, *Phys. Rev. D*, 75, 044004, [arXiv:astro-ph/0610532](#)
- Song, Y.-S., Peiris, H., & Hu, W., Cosmological constraints on $f(R)$ acceleration models. 2007b, *Phys. Rev. D*, 76, 063517, [arXiv:0706.2399](#)
- Takahashi, R., Sato, M., Nishimichi, T., Taruya, A., & Oguri, M., Revising the HaloFit Model for the Nonlinear Matter Power Spectrum. 2012, *Astrophys.J.*, 761, 152, [arXiv:1208.2701](#)
- van Daalen, M. P., Schaye, J., Booth, C., & Vecchia, C. D., The effects of galaxy formation on the matter power spectrum: A challenge for precision cosmology. 2011, *Mon.Not.Roy.Astron.Soc.*, 415, 3649, [arXiv:1104.1174](#)
- Verde, L. & Spergel, D. N., Dark energy and cosmic microwave background bispectrum. 2002, *Phys. Rev. D*, 65, 043007, [arXiv:astro-ph/0108179](#)
- Vikram, V., Sakstein, J., Davis, C., & Neil, A., Astrophysical Tests of Modified Gravity: Stellar and Gaseous Rotation Curves in Dwarf Galaxies. 2014, ArXiv e-prints, [arXiv:1407.6044](#)
- Wang, Y. & Mukherjee, P., Observational Constraints on Dark Energy and Cosmic Curvature. 2007, *Phys.Rev.*, D76, 103533, [arXiv:astro-ph/0703780](#)
- Wetterich, C., Cosmology and the Fate of Dilatation Symmetry. 1988, *Nucl. Phys.*, B302, 668
- Wetterich, C., The Cosmon model for an asymptotically vanishing time dependent cosmological 'constant'. 1995a, *Astron. Astrophys.*, 301, 321, [arXiv:hep-th/9408025](#)
- Wetterich, C., The Cosmon model for an asymptotically vanishing time dependent cosmological 'constant'. 1995b, *Astron. Astrophys.*, 301, 321, [arXiv:hep-th/9408025](#)
- Wetterich, C., Phenomenological parameterization of quintessence. 2004, *Phys. Lett.*, B594, 17, [arXiv:astro-ph/0403289](#)
- Wetterich, C., Modified gravity and coupled quintessence. 2014, ArXiv e-prints, [arXiv:1402.5031](#)
- Zhang, P., Liguori, M., Bean, R., & Dodelson, S., Probing Gravity at Cosmological Scales by Measurements which Test the Relationship between Gravitational Lensing and Matter Overdensity. 2007, *Phys.Rev.Lett.*, 99, 141302, [arXiv:0704.1932](#)
- Zhao, G.-B., Pogosian, L., Silvestri, A., & Zylberberg, J., Searching for modified growth patterns with tomographic surveys. 2009, *Phys.Rev.*, D79, 083513, [arXiv:0809.3791](#)
- Zhao, G.-B. et al., Probing modifications of General Relativity using current cosmological observations. 2010, *Phys. Rev.*, D81, 103510, [arXiv:1003.0001](#)

- ¹ APC, AstroParticule et Cosmologie, Université Paris Diderot, CNRS/IN2P3, CEA/Irfu, Observatoire de Paris, Sorbonne Paris Cité, 10, rue Alice Domon et Léonie Duquet, 75205 Paris Cedex 13, France
- ² Aalto University Metsähovi Radio Observatory and Dept of Radio Science and Engineering, P.O. Box 13000, FI-00076 AALTO, Finland
- ³ African Institute for Mathematical Sciences, 6-8 Melrose Road, Muizenberg, Cape Town, South Africa
- ⁴ Agenzia Spaziale Italiana Science Data Center, Via del Politecnico snc, 00133, Roma, Italy
- ⁵ Aix Marseille Université, CNRS, LAM (Laboratoire d'Astrophysique de Marseille) UMR 7326, 13388, Marseille, France
- ⁶ Aix Marseille Université, Centre de Physique Théorique, 163 Avenue de Luminy, 13288, Marseille, France
- ⁷ Astrophysics Group, Cavendish Laboratory, University of Cambridge, J J Thomson Avenue, Cambridge CB3 0HE, U.K.
- ⁸ Astrophysics & Cosmology Research Unit, School of Mathematics, Statistics & Computer Science, University of KwaZulu-Natal,

- Westville Campus, Private Bag X54001, Durban 4000, South Africa
- ⁹ CGEE, SCS Qd 9, Lote C, Torre C, 4^o andar, Ed. Parque Cidade Corporate, CEP 70308-200, Brasília, DF, Brazil
- ¹⁰ CITA, University of Toronto, 60 St. George St., Toronto, ON M5S 3H8, Canada
- ¹¹ CNRS, IRAP, 9 Av. colonel Roche, BP 44346, F-31028 Toulouse cedex 4, France
- ¹² CRANN, Trinity College, Dublin, Ireland
- ¹³ California Institute of Technology, Pasadena, California, U.S.A.
- ¹⁴ Centre for Theoretical Cosmology, DAMTP, University of Cambridge, Wilberforce Road, Cambridge CB3 0WA, U.K.
- ¹⁵ Centro de Estudios de Física del Cosmos de Aragón (CEFCA), Plaza San Juan, 1, planta 2, E-44001, Teruel, Spain
- ¹⁶ Computational Cosmology Center, Lawrence Berkeley National Laboratory, Berkeley, California, U.S.A.
- ¹⁷ Consejo Superior de Investigaciones Científicas (CSIC), Madrid, Spain
- ¹⁸ DSM/Irfu/SPP, CEA-Saclay, F-91191 Gif-sur-Yvette Cedex, France
- ¹⁹ DTU Space, National Space Institute, Technical University of Denmark, Elektrovej 327, DK-2800 Kgs. Lyngby, Denmark
- ²⁰ Département de Physique Théorique, Université de Genève, 24, Quai E. Ansermet, 1211 Genève 4, Switzerland
- ²¹ Departamento de Astrofísica, Universidad de La Laguna (ULL), E-38206 La Laguna, Tenerife, Spain
- ²² Departamento de Física, Universidad de Oviedo, Avda. Calvo Sotelo s/n, Oviedo, Spain
- ²³ Department of Astronomy and Astrophysics, University of Toronto, 50 Saint George Street, Toronto, Ontario, Canada
- ²⁴ Department of Astrophysics/IMAPP, Radboud University Nijmegen, P.O. Box 9010, 6500 GL Nijmegen, The Netherlands
- ²⁵ Department of Physics & Astronomy, University of British Columbia, 6224 Agricultural Road, Vancouver, British Columbia, Canada
- ²⁶ Department of Physics and Astronomy, Dana and David Dornsife College of Letter, Arts and Sciences, University of Southern California, Los Angeles, CA 90089, U.S.A.
- ²⁷ Department of Physics and Astronomy, University College London, London WC1E 6BT, U.K.
- ²⁸ Department of Physics and Astronomy, University of Sussex, Brighton BN1 9QH, U.K.
- ²⁹ Department of Physics, Florida State University, Keen Physics Building, 77 Chieftan Way, Tallahassee, Florida, U.S.A.
- ³⁰ Department of Physics, Gustaf Hällströmin katu 2a, University of Helsinki, Helsinki, Finland
- ³¹ Department of Physics, Princeton University, Princeton, New Jersey, U.S.A.
- ³² Department of Physics, University of California, Berkeley, California, U.S.A.
- ³³ Department of Physics, University of California, Santa Barbara, California, U.S.A.
- ³⁴ Department of Physics, University of Illinois at Urbana-Champaign, 1110 West Green Street, Urbana, Illinois, U.S.A.
- ³⁵ Dipartimento di Fisica e Astronomia G. Galilei, Università degli Studi di Padova, via Marzolo 8, 35131 Padova, Italy
- ³⁶ Dipartimento di Fisica e Scienze della Terra, Università di Ferrara, Via Saragat 1, 44122 Ferrara, Italy
- ³⁷ Dipartimento di Fisica, Università La Sapienza, P. le A. Moro 2, Roma, Italy
- ³⁸ Dipartimento di Fisica, Università degli Studi di Milano, Via Celoria, 16, Milano, Italy
- ³⁹ Dipartimento di Fisica, Università degli Studi di Trieste, via A. Valerio 2, Trieste, Italy
- ⁴⁰ Dipartimento di Matematica, Università di Roma Tor Vergata, Via della Ricerca Scientifica, 1, Roma, Italy
- ⁴¹ Discovery Center, Niels Bohr Institute, Blegdamsvej 17, Copenhagen, Denmark
- ⁴² Discovery Center, Niels Bohr Institute, Copenhagen University, Blegdamsvej 17, Copenhagen, Denmark
- ⁴³ European Space Agency, ESAC, Planck Science Office, Camino bajo del Castillo, s/n, Urbanización Villafranca del Castillo, Villanueva de la Cañada, Madrid, Spain
- ⁴⁴ European Space Agency, ESTEC, Keplerlaan 1, 2201 AZ Noordwijk, The Netherlands
- ⁴⁵ Gran Sasso Science Institute, INFN, viale F. Crispi 7, 67100 L'Aquila, Italy
- ⁴⁶ HGSFP and University of Heidelberg, Theoretical Physics Department, Philosophenweg 16, 69120, Heidelberg, Germany
- ⁴⁷ Helsinki Institute of Physics, Gustaf Hällströmin katu 2, University of Helsinki, Helsinki, Finland
- ⁴⁸ INAF - Osservatorio Astronomico di Padova, Vicolo dell'Osservatorio 5, Padova, Italy
- ⁴⁹ INAF - Osservatorio Astronomico di Roma, via di Frascati 33, Monte Porzio Catone, Italy
- ⁵⁰ INAF - Osservatorio Astronomico di Trieste, Via G.B. Tiepolo 11, Trieste, Italy
- ⁵¹ INAF/IASF Bologna, Via Gobetti 101, Bologna, Italy
- ⁵² INAF/IASF Milano, Via E. Bassini 15, Milano, Italy
- ⁵³ INFN, Sezione di Bologna, Via Irnerio 46, I-40126, Bologna, Italy
- ⁵⁴ INFN, Sezione di Roma 1, Università di Roma Sapienza, Piazzale Aldo Moro 2, 00185, Roma, Italy
- ⁵⁵ INFN, Sezione di Roma 2, Università di Roma Tor Vergata, Via della Ricerca Scientifica, 1, Roma, Italy
- ⁵⁶ INFN/National Institute for Nuclear Physics, Via Valerio 2, I-34127 Trieste, Italy
- ⁵⁷ IPAG: Institut de Planétologie et d'Astrophysique de Grenoble, Université Grenoble Alpes, IPAG, F-38000 Grenoble, France, CNRS, IPAG, F-38000 Grenoble, France
- ⁵⁸ IUCAA, Post Bag 4, Ganeshkhind, Pune University Campus, Pune 411 007, India
- ⁵⁹ Imperial College London, Astrophysics group, Blackett Laboratory, Prince Consort Road, London, SW7 2AZ, U.K.
- ⁶⁰ Infrared Processing and Analysis Center, California Institute of Technology, Pasadena, CA 91125, U.S.A.
- ⁶¹ Institut Néel, CNRS, Université Joseph Fourier Grenoble I, 25 rue des Martyrs, Grenoble, France
- ⁶² Institut Universitaire de France, 103, bd Saint-Michel, 75005, Paris, France
- ⁶³ Institut d'Astrophysique Spatiale, CNRS, Univ. Paris-Sud, Université Paris-Saclay, Bât. 121, 91405 Orsay cedex, France
- ⁶⁴ Institut d'Astrophysique de Paris, CNRS (UMR7095), 98 bis Boulevard Arago, F-75014, Paris, France
- ⁶⁵ Institut für Theoretische Teilchenphysik und Kosmologie, RWTH Aachen University, D-52056 Aachen, Germany
- ⁶⁶ Institute for Space Sciences, Bucharest-Magurale, Romania
- ⁶⁷ Institute of Astronomy, University of Cambridge, Madingley Road, Cambridge CB3 0HA, U.K.
- ⁶⁸ Institute of Theoretical Astrophysics, University of Oslo, Blindern, Oslo, Norway
- ⁶⁹ Instituto de Astrofísica de Canarias, C/Vía Láctea s/n, La Laguna, Tenerife, Spain
- ⁷⁰ Instituto de Física de Cantabria (CSIC-Universidad de Cantabria), Avda. de los Castros s/n, Santander, Spain
- ⁷¹ Istituto Nazionale di Fisica Nucleare, Sezione di Padova, via Marzolo 8, I-35131 Padova, Italy
- ⁷² Jet Propulsion Laboratory, California Institute of Technology, 4800 Oak Grove Drive, Pasadena, California, U.S.A.
- ⁷³ Jodrell Bank Centre for Astrophysics, Alan Turing Building, School of Physics and Astronomy, The University of Manchester, Oxford Road, Manchester, M13 9PL, U.K.
- ⁷⁴ Kavli Institute for Cosmological Physics, University of Chicago, Chicago, IL 60637, USA
- ⁷⁵ Kavli Institute for Cosmology Cambridge, Madingley Road, Cambridge, CB3 0HA, U.K.
- ⁷⁶ Kazan Federal University, 18 Kremlyovskaya St., Kazan, 420008, Russia
- ⁷⁷ LAL, Université Paris-Sud, CNRS/IN2P3, Orsay, France

- ⁷⁸ LERMA, CNRS, Observatoire de Paris, 61 Avenue de l'Observatoire, Paris, France
- ⁷⁹ Laboratoire AIM, IRFU/Service d'Astrophysique - CEA/DSM - CNRS - Université Paris Diderot, Bât. 709, CEA-Saclay, F-91191 Gif-sur-Yvette Cedex, France
- ⁸⁰ Laboratoire Traitement et Communication de l'Information, CNRS (UMR 5141) and Télécom ParisTech, 46 rue Barrault F-75634 Paris Cedex 13, France
- ⁸¹ Laboratoire de Physique Subatomique et Cosmologie, Université Grenoble-Alpes, CNRS/IN2P3, 53, rue des Martyrs, 38026 Grenoble Cedex, France
- ⁸² Laboratoire de Physique Théorique, Université Paris-Sud 11 & CNRS, Bâtiment 210, 91405 Orsay, France
- ⁸³ Lawrence Berkeley National Laboratory, Berkeley, California, U.S.A.
- ⁸⁴ Lebedev Physical Institute of the Russian Academy of Sciences, Astro Space Centre, 84/32 Profsoyuznaya st., Moscow, GSP-7, 117997, Russia
- ⁸⁵ Max-Planck-Institut für Astrophysik, Karl-Schwarzschild-Str. 1, 85741 Garching, Germany
- ⁸⁶ McGill Physics, Ernest Rutherford Physics Building, McGill University, 3600 rue University, Montréal, QC, H3A 2T8, Canada
- ⁸⁷ National University of Ireland, Department of Experimental Physics, Maynooth, Co. Kildare, Ireland
- ⁸⁸ Nicolaus Copernicus Astronomical Center, Bartycka 18, 00-716 Warsaw, Poland
- ⁸⁹ Niels Bohr Institute, Blegdamsvej 17, Copenhagen, Denmark
- ⁹⁰ Niels Bohr Institute, Copenhagen University, Blegdamsvej 17, Copenhagen, Denmark
- ⁹¹ Nordita (Nordic Institute for Theoretical Physics), Roslagstullsbacken 23, SE-106 91 Stockholm, Sweden
- ⁹² Optical Science Laboratory, University College London, Gower Street, London, U.K.
- ⁹³ SISSA, Astrophysics Sector, via Bonomea 265, 34136, Trieste, Italy
- ⁹⁴ SMARTTEST Research Centre, Università degli Studi e-Campus, Via Isimbardi 10, Novedrate (CO), 22060, Italy
- ⁹⁵ School of Physics and Astronomy, Cardiff University, Queens Buildings, The Parade, Cardiff, CF24 3AA, U.K.
- ⁹⁶ School of Physics and Astronomy, University of Nottingham, Nottingham NG7 2RD, U.K.
- ⁹⁷ Sorbonne Université-UPMC, UMR7095, Institut d'Astrophysique de Paris, 98 bis Boulevard Arago, F-75014, Paris, France
- ⁹⁸ Space Research Institute (IKI), Russian Academy of Sciences, Profsoyuznaya Str, 84/32, Moscow, 117997, Russia
- ⁹⁹ Space Sciences Laboratory, University of California, Berkeley, California, U.S.A.
- ¹⁰⁰ Special Astrophysical Observatory, Russian Academy of Sciences, Nizhnij Arkhyz, Zelenchukskiy region, Karachai-Cherkessian Republic, 369167, Russia
- ¹⁰¹ Stanford University, Dept of Physics, Varian Physics Bldg, 382 Via Pueblo Mall, Stanford, California, U.S.A.
- ¹⁰² Sub-Department of Astrophysics, University of Oxford, Keble Road, Oxford OX1 3RH, U.K.
- ¹⁰³ The Oskar Klein Centre for Cosmoparticle Physics, Department of Physics, Stockholm University, AlbaNova, SE-106 91 Stockholm, Sweden
- ¹⁰⁴ Theory Division, PH-TH, CERN, CH-1211, Geneva 23, Switzerland
- ¹⁰⁵ UPMC Univ Paris 06, UMR7095, 98 bis Boulevard Arago, F-75014, Paris, France
- ¹⁰⁶ Universität Heidelberg, Institut für Theoretische Astrophysik, Philosophenweg 12, 69120 Heidelberg, Germany
- ¹⁰⁷ Université de Toulouse, UPS-OMP, IRAP, F-31028 Toulouse cedex 4, France
- ¹⁰⁸ Universities Space Research Association, Stratospheric Observatory for Infrared Astronomy, MS 232-11, Moffett Field, CA 94035, U.S.A.
- ¹⁰⁹ University of Granada, Departamento de Física Teórica y del Cosmos, Facultad de Ciencias, Granada, Spain
- ¹¹⁰ University of Granada, Instituto Carlos I de Física Teórica y Computacional, Granada, Spain
- ¹¹¹ University of Heidelberg, Institute for Theoretical Physics, Philosophenweg 16, 69120, Heidelberg, Germany
- ¹¹² Warsaw University Observatory, Aleje Ujazdowskie 4, 00-478 Warszawa, Poland