

Two-pion femtoscopy in p -Pb collisions at $\sqrt{s_{NN}} = 5.02$ TeVJ. Adam *et al.**

(ALICE Collaboration)

(Received 3 February 2015; published 24 March 2015)

We report the results of the femtoscopic analysis of pairs of identical pions measured in p -Pb collisions at $\sqrt{s_{NN}} = 5.02$ TeV. Femtoscopic radii are determined as a function of event multiplicity and pair momentum in three spatial dimensions. As in the pp collision system, the analysis is complicated by the presence of sizable background correlation structures in addition to the femtoscopic signal. The radii increase with event multiplicity and decrease with pair transverse momentum. When taken at comparable multiplicity, the radii measured in p -Pb collisions, at high multiplicity and low pair transverse momentum, are 10%–20% higher than those observed in pp collisions but below those observed in A - A collisions. The results are compared to hydrodynamic predictions at large event multiplicity as well as discussed in the context of calculations based on gluon saturation.

DOI: [10.1103/PhysRevC.91.034906](https://doi.org/10.1103/PhysRevC.91.034906)

PACS number(s): 25.75.Dw, 24.10.Nz, 25.75.Ag

I. INTRODUCTION

The Large Hadron Collider (LHC) [1] delivered Pb-Pb collisions at $\sqrt{s_{NN}} = 2.76$ TeV in 2010 and in 2011. Several signatures of a quark-gluon plasma were observed, including a strong suppression of high- p_T particle production (“jet quenching”) [2–4], as well as collective behavior at low p_T [5,6], which is well described by hydrodynamic models with a low shear-viscosity-to-entropy ratio. A comparison to reference results from pp collisions at $\sqrt{s} = 0.9, 2.76,$ and 7 TeV shows that these effects cannot be described by an incoherent superposition of nucleon-nucleon collisions. As such, they can be interpreted as final-state phenomena, characteristic of the new state of matter [7–10] created in heavy-ion collisions. To verify the creation of such a state, p -Pb collisions at $\sqrt{s_{NN}} = 5.02$ TeV, where a quark-gluon plasma is not expected to form, were provided by the LHC. In particular, cold-nuclear-matter effects, such as gluon saturation, which are expected to influence a number of observables, are being investigated [11].

One of the observables characterizing the bulk collective system is the size of the particle-emitting region at freeze-out, which can be extracted with femtoscopic techniques [12,13]. In particular, two-particle correlations of identical pions [referred to as Bose-Einstein, or Hanbury-Brown–Twiss correlations] provide a detailed picture of the system size and its dependence on the pair transverse momentum and the event multiplicity. Femtoscopy measures the apparent width of the distribution of relative separation of emission points, which is conventionally called the “radius parameter.” The radius can be determined independently for three directions: *long* along the beam axis, *out* along the pair transverse momentum, and *side*, perpendicular to the other two. Such measurements were performed at the LHC for central Pb-Pb collisions [14]

as well as for pp collisions at $\sqrt{s} = 0.9$ and 7 TeV [15–18] and compared to results from heavy-ion collisions at lower collision energies. Two clear trends were found. (i) In A - A collisions all radii scale approximately linearly with the cube root of the final-state charged-particle multiplicity density at midrapidity $\langle dN_{ch}/d\eta \rangle^{1/3}$ for all three radii separately, consistent with previous findings [13]. For pp collisions, the radii scale linearly with the cube root of charged-particle multiplicity density as well; however, the slope and intercept of the scaling line are clearly different than for A - A . (ii) A significant, universal decrease of the radii with pair momentum has been observed in A - A collisions, while the analogous trend in pp depends on the considered direction (out, side, or long) and event multiplicity. A transverse momentum dependence of the radii similar to A - A was observed for the asymmetric d -Au collision system at the BNL Relativistic Heavy Ion Collider (RHIC) [19,20]. The one-dimensional radii extracted from the ALICE three-pion cumulant analysis were also investigated in pp , p -Pb, and Pb-Pb collisions at the LHC [21]. For the p -Pb system, at a given multiplicity, the radii were found to be 5%–15% larger than those in pp , while the radii in Pb-Pb were 35%–55% larger than those in p -Pb.

The A - A pion femtoscopy results are interpreted within the hydrodynamic framework as a signature of collective radial flow. Models including this effect are able to reproduce the ALICE data for central collisions [22,23]. Attempts to describe the pp data in the same framework have not been successful so far and it is speculated that additional effects related to the uncertainty principle may play a role in such small systems [24]. In p - A collisions, hydrodynamic models that assume the creation of a hot and dense system expanding hydrodynamically predict system sizes larger than those observed in pp , and comparable to those observed in lower-energy A - A collisions at the same multiplicity [24,25]. However, such models have an inherent uncertainty of the initial-state shape and size, which can also differ between pp and peripheral A - A collisions.

Alternatively, a model based on gluon saturation suggests that the initial system size in p - A collisions should be similar to that observed in pp collisions, at least in the transverse direction [26,27]. At that stage both systems are treated in

*Full author list given at the end of the article.

the same manner in the color glass condensate (CGC) model, so that their subsequent evolution should lead to comparable radius parameter at freeze-out. Reference [28] suggests a (small) Yang-Mills evolution in addition. The observation of a larger size in the p - A system with respect to pp would mean that a comparable initial state evolves differently in the two cases, which is not easily explained within the CGC approach alone. The d -Au data measured at RHIC suggest that hydrodynamic evolution may be present in such a system, while the ALICE three-pion analysis at the LHC [21] leaves room for different interpretations. The pion femtoscopic radii as a function of pair transverse momentum from p -Pb collisions at $\sqrt{s_{NN}} = 5.02$ TeV, which are reported in this paper, provide additional constraints on the validity of both approaches.

The paper is organized as follows. In Sec. II the data-taking conditions, together with event and track selections, are described. The femtoscopic correlation function analysis, as well as the extraction of the radii and associated systematic uncertainties and the discussion of the fitting procedure, are explained in Sec. III. In Sec. IV the results for the radii are shown and compared to model predictions. Section V concludes the paper.

II. DATA TAKING AND TRACK RECONSTRUCTION

The LHC delivered p -Pb collisions at the beginning of 2013 at $\sqrt{s_{NN}} = 5.02$ TeV (4 and 1.58 TeV per nucleon for the p and Pb beams, respectively). The nucleon-nucleon center-of-mass system is shifted with respect to the ALICE laboratory system by 0.465 unit of rapidity in the direction of the proton beam.

The ALICE detector and its performance are described in Refs. [29,30]. The main triggering detector is the V0, consisting of two arrays of 32 scintillator counters, which are installed on each side of the interaction point and cover $2.8 < \eta_{\text{lab}} < 5.1$ (VOA, located on the Pb-remnant side), and $-3.7 < \eta_{\text{lab}} < -1.7$ (VOC). The minimum-bias trigger requires a signal in both V0 detectors within a time window that is consistent with the collision occurring at the center of the ALICE detector. Additionally, specific selection criteria to remove pileup collisions are applied [30]. Approximately 8×10^7 minimum-bias events were analyzed.

The analysis was performed in multiplicity classes, which were determined based on the signal from the V0A detector, located along the Pb-going beam. This ensures that the multiplicity determination procedure uses particles at rapidities significantly different from the ones used for the pion correlation analysis, avoiding potential autocorrelation effects. Events are grouped in four multiplicity classes: 0%–20%, 20%–40%, 40%–60%, and 60%–90%, defined as fractions of the analyzed event sample sorted by decreasing V0A signal, which is proportional to the multiplicity within the acceptance of this detector. Table I shows the multiplicity class definitions and the corresponding mean charged-particle multiplicity densities $\langle dN_{\text{ch}}/d\eta \rangle$ averaged over $|\eta_{\text{lab}}| < 0.5$ as obtained using the method presented in Ref. [31]. The $\langle dN_{\text{ch}}/d\eta \rangle$ values are not corrected for trigger and vertex-reconstruction inefficiency, which is about 4% for nonsingle diffractive events [31].

TABLE I. Definition of the VOA multiplicity classes as fractions of the analyzed event sample and their corresponding $\langle dN_{\text{ch}}/d\eta(|\eta_{\text{lab}}|(0.5, p_T)0) \rangle$. The given uncertainties are systematic only because the statistical uncertainties are negligible.

Event class (%)	$\langle dN_{\text{ch}}/d\eta \rangle$ $ \eta_{\text{lab}} (0.5, p_T)0$ (GeV/c)
60–90	8.2 ± 0.3
40–60	16.1 ± 0.4
20–40	23.2 ± 0.5
0–20	35.5 ± 0.8

Charged track reconstruction is performed using the Time Projection Chamber (TPC) and the Inner Tracking System (ITS). The TPC is a large-volume cylindrical gaseous tracking chamber, providing information of particle trajectories and their specific energy loss. The readout chambers mounted on the end caps are arranged in 18 sectors on each side (covering the full azimuthal angle) measuring up to 159 samples per track. The TPC covers an acceptance of $|\eta_{\text{lab}}| < 0.8$ for tracks which reach the outer radius of the TPC and $|\eta_{\text{lab}}| < 1.5$ for shorter tracks. The ITS is composed of position-sensitive silicon detectors. It consists of six cylindrical layers: two layers of silicon pixel detector (SPD) closest to the beam pipe covering $|\eta_{\text{lab}}| < 2.0$ and $|\eta_{\text{lab}}| < 1.4$ for inner and outer layers, respectively, two layers of silicon drift detector in the middle covering $|\eta_{\text{lab}}| < 0.9$, and two layers of silicon strip detector on the outside covering $|\eta_{\text{lab}}| < 1.0$. The information from the ITS is used for tracking and primary particle selection. The momentum of each track is determined from its curvature in the uniform magnetic field of 0.5 T oriented along the beam axis, provided by the ALICE solenoidal magnet.

The primary-vertex position is determined with tracks reconstructed in the ITS and TPC, as described in Ref. [32]. Events are selected if the vertex position along the beam direction is within ± 10 cm of the center of the detector. This ensures a uniform acceptance in η_{lab} .

Each track is required to exploit signals in both TPC and ITS. The track segments from both detectors have to match. Additionally, each track is required to have at least one hit in the SPD. A TPC track segment is reconstructed from space points (clusters). Each track is required to be composed of at least 50 of the 159 such clusters. The parameters of the track are determined by a Kalman fit to the set of TPC + ITS clusters. The quality of the fit χ^2 was required to be better than 4 per cluster in the TPC and better than 36 in ITS. Tracks that show a kink topology in the TPC are rejected. To ensure that dominantly primary-particle tracks are selected, the distance of closest approach to the primary vertex is required to be closer than 2.0 cm in the longitudinal direction and $(0.0105 + 0.0350 \times p_T^{-1.1})$ cm, with p_T in GeV/c, in the transverse direction. The kinematic range of particles selected for this analysis is $0.12 < p_T < 4.0$ GeV/c and $|\eta_{\text{lab}}| < 0.8$.

The time-of-flight (TOF) detector is used together with the TPC for pion identification. The TOF is a cylindrical detector of modular structure, consisting of 18 azimuthal sectors divided into 5 modules along the beam axis at a

radius $r \simeq 380$ cm. The active elements are multigap resistive chambers (MRPCs). For both TPC and TOF, the signal (specific energy loss dE/dx for the TPC and the time of flight for TOF) for each reconstructed particle is compared with the one expected for a pion. The difference is confronted with the detector resolution. The allowed deviations vary between 2σ and 5σ for the TPC and 2σ and 3σ for TOF depending on the momentum of the particle. The selection criteria are optimized to obtain a high-purity sample while maximizing efficiency, especially in the regions where the expected signal for other particles (electrons, kaons, and protons for the TPC; kaons for TOF) approaches the pion value. The purity of the pion sample is above 98%.

The accepted particles from each event are combined to pairs. The two-particle detector acceptance effects, track splitting and track merging, are present. Track splitting occurs when a single trajectory is mistakenly reconstructed as two tracks. The ALICE tracking algorithm has been specifically designed to suppress such cases. In a rare event when splitting happens, two tracks are reconstructed mostly from the same clusters in the ALICE TPC. Therefore, pairs which share more than 5% of clusters are removed from the sample. Together with the antimerger cut described below, this eliminates the influence of the split pairs. Track merging can be understood as two-particle correlated efficiency and separation power. In the ALICE TPC, two tracks cannot be distinguished if their trajectories stay close to each other through a significant part of the TPC volume. Although this happens rarely, such pairs by definition have low relative momentum and therefore their absence distorts the correlation function in the signal region. Track splitting and track merging are taken into account and corrected with the procedure described in Ref. [16]. The effect of the two-particle detector acceptance on the final results is similar to what was observed in pp and is limited to low pair relative momentum, where it slightly affects the shape of the correlation function. However, in p -Pb collisions the femtoscopic effect is an order of magnitude wider than any region affected by this inefficiency and, as a consequence, the extracted radii are not affected by the two-track acceptance.

III. CORRELATION FUNCTION ANALYSIS

A. Construction of the correlation function

The correlation function $C(\mathbf{p}_1, \mathbf{p}_2)$ of two particles with momenta \mathbf{p}_1 and \mathbf{p}_2 is defined as

$$C(\mathbf{p}_1, \mathbf{p}_2) = \frac{A(\mathbf{p}_1, \mathbf{p}_2)}{B(\mathbf{p}_1, \mathbf{p}_2)}. \quad (1)$$

The signal distribution A is constructed from pairs of particles from the same event. The background distribution B should be constructed from uncorrelated particles measured with the same single-particle acceptance. It is built using the event mixing method with the two particles coming from two different events for which the vertex positions in beam direction agree within 2 cm and the multiplicities differ by no more than 1/4 of the width of the given event class. The denominator is normalized to the number of entries in the numerator, so that the absence of correlation gives a correlation function at unity.

The femtoscopic correlation is measured as a function of the momentum difference of the pair $\mathbf{q} = \mathbf{p}_2 - \mathbf{p}_1$ as

$$C(\mathbf{q}) = \frac{A(\mathbf{q})}{B(\mathbf{q})}, \quad (2)$$

where the dependence on the pair total transverse momentum $k_T = |\mathbf{p}_{1,T} + \mathbf{p}_{2,T}|/2$ is investigated by performing the analysis in the following ranges in k_T : 0.2–0.3, 0.3–0.4, 0.4–0.5, 0.5–0.6, 0.6–0.7, 0.7–0.8, and 0.8–1.0 GeV/ c . The k_T ranges are the same for each multiplicity class, resulting in 28 independent correlation functions overall. Systematic uncertainties on the correlation functions are discussed in Sec. III D.

The momentum difference \mathbf{q} is evaluated in the longitudinally comoving system (LCMS) frame in which the total longitudinal pair momentum vanishes: $\mathbf{p}_{1,L} + \mathbf{p}_{2,L} = 0$, similarly to previous measurements in small systems [16]. In Fig. 1 correlation functions are shown, projected over 128 MeV/ c -wide slices along the q_{out} , q_{side} , and q_{long} axes. An enhancement at low relative momentum is seen in all projections. The width of this correlation peak grows with decreasing multiplicity or with increasing k_T . The femtoscopic effect is expected to disappear at large $q = |\mathbf{q}|$, with the correlation function approaching unity. We observe, especially for large k_T and small multiplicities, that the correlation function is not flat in this region and has different values in different projections.¹ The cause may be nonfemtoscopic correlations, which are presumably also affecting the shape of the correlation function in the femtoscopic (low- q) region. This issue is a major source of systematic uncertainty on the extracted radii and is discussed in detail in Secs. III B and III C.

The pair distributions and the correlation function can be represented in spherical harmonics (SH) [33,34] alternatively to the traditionally used Cartesian coordinates. All odd- l and odd- m components of such a representation vanish for symmetry reasons. The important features of the correlation function are fully captured by the following ones: $l = 0$, $m = 0$ is sensitive to the overall size of the pion source, $l = 2$, $m = 0$ is sensitive to the difference between the longitudinal and transverse sizes, and $l = 2$, $m = 2$ reflects the difference between the sideways and outwards transverse radii. Therefore, three independent sizes of the source can also be extracted from these three SH components.

In Fig. 2 we show the first three nonvanishing components of the SH representation corresponding to the correlation functions shown in Fig. 1. In the (0,0) component, the enhancement at low q is clearly visible, decreasing (increasing) in width with multiplicity (k_T). The other two components, (2,0) and (2,2), also show structures in this region, indicating that the source shape is not spherically symmetric in the LCMS frame.

B. Nonfemtoscopic structures

As mentioned in the discussion of Figs. 1 and 2, a significant nonfemtoscopic correlation is observed in the range

¹We note that the overall normalization of the correlation function is a single value for the full three-dimensional object and cannot be independently tuned in all projections.

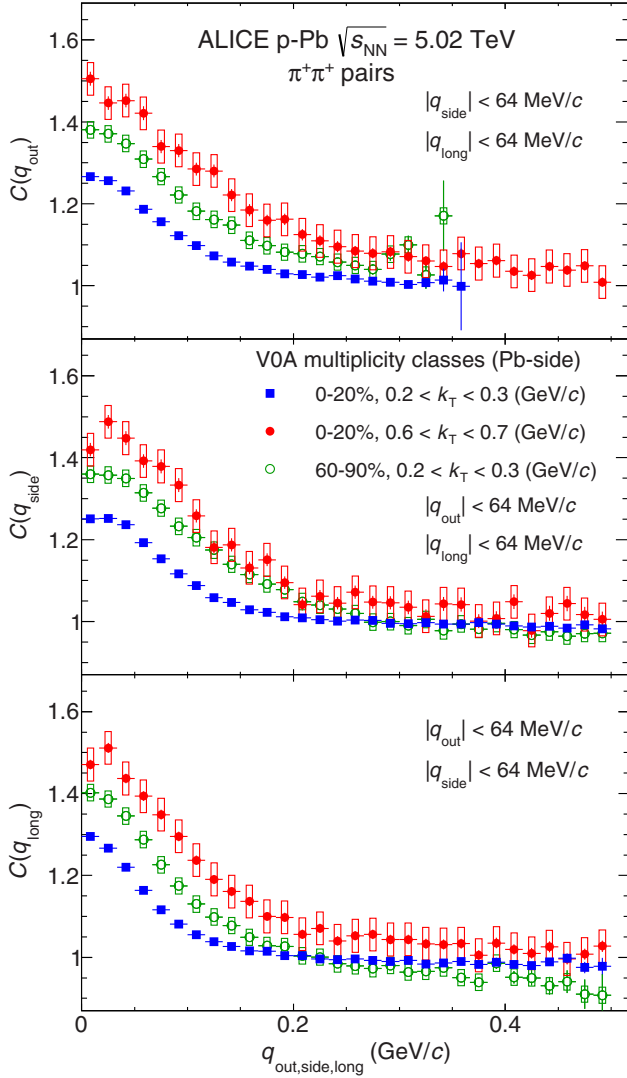


FIG. 1. (Color online) Projections of the three-dimensional $\pi^+\pi^+$ correlation functions for three selected multiplicity and k_T ranges along the out (top), side (middle), and long (bottom) directions. The other components are integrated over the four bins closest to zero in their respective q directions.

in q that is much larger than the characteristic width of the femtoscopic effect. As an example, in Fig. 3 we show the correlation in the SH representation up to 2.0 GeV/c in q . For the lowest multiplicity, and to a smaller degree at higher multiplicities, a significant slope in the low- q region is seen in the (0,0) component and a deviation from zero in the (2,0) component up to approximately 1 GeV/c. Similar correlations have been observed by ALICE in pp collisions [16]. They were interpreted, based on Monte Carlo model simulations, to be a manifestation of minijets, the collimated fragmentation of partons scattered with modest momentum transfer. The lowest multiplicities observed in p -Pb collisions are comparable to those in pp collisions at $\sqrt{s} = 7$ TeV. Therefore, a similar interpretation of the nonfemtoscopic correlations in this analysis is natural. Similar structures have been observed in d -Au collisions by STAR [19]. This picture

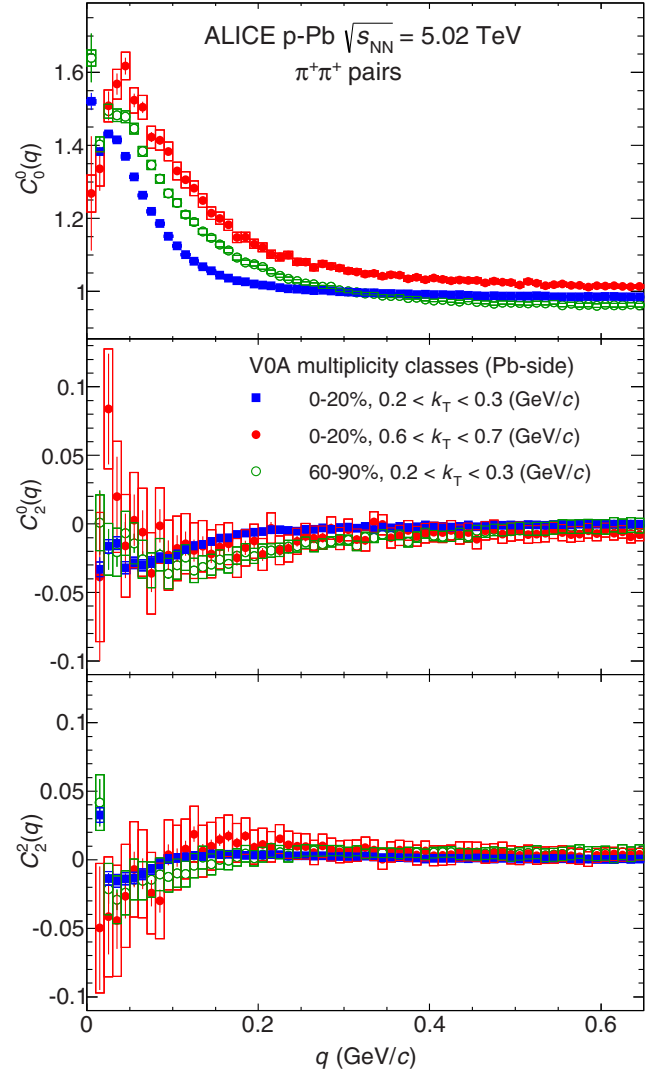


FIG. 2. (Color online) First three nonvanishing components of the SH representation of the $\pi^+\pi^+$ correlation functions for three multiplicity and k_T ranges, $l = 0, m = 0$ (top), $l = 2, m = 0$ (middle), and $l = 2, m = 2$ (bottom).

is corroborated by the analysis using the three-pion cumulants, where, expectedly, the minijet contribution is suppressed [21].

Two important features of the nonfemtoscopic correlation affect the interpretation of our results. First, it is a broad structure, extending up to 1 GeV/c and we have to assume that it also extends to 0 GeV/c in q . Therefore, it affects the extracted femtoscopic radii and has to be taken into account in the fitting procedure. It can be quantified in the high- q region and then extrapolated, with some assumptions, to the low- q region, under the femtoscopic peak. The procedure leads to a systematic uncertainty. Second, it becomes visibly larger as multiplicity decreases and also as k_T increases, which is consistent with the minijet-like correlation.

The background was studied in Monte Carlo models, such as, for p -Pb collisions, AMPT [35], HIJING [36], DPMJET [37], EPOS 3.076 [38,39], and PYTHIA 6.4 (Perugia-0 tune) [40,41] for pp collisions at similar multiplicities. In all

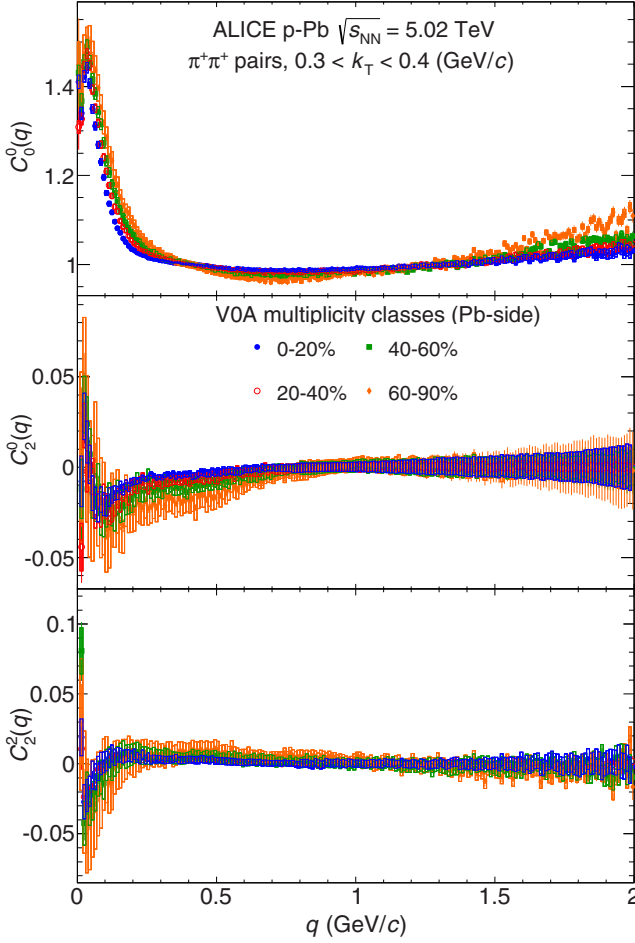


FIG. 3. (Color online) Dependence of the SH components of the correlation function on event multiplicity in a broad relative momentum range.

cases, the Monte Carlo correlation functions exhibit significant structures similar to the long-range effects observed in data, which is another argument for their nonfemtoscopic origin. However, quantitative differences in the magnitude and shape of these structures when compared to those observed in data are seen for AMPT, HIJING, and DPMJET. These models are therefore unsuitable for a precise characterization of the background, which is needed for the fitting procedure. The only models that qualitatively describe the features of the background (enhancement at low q , growing with k_T , and falling with multiplicity) are EPOS 3.076 and PYTHIA 6.4 (Perugia-0 tune), which was also used in the pp analysis [16]. We note that PYTHIA simulation included full detector response modeling, while the EPOS 3.076 one did not. The comparison with data is shown in Fig. 4. The behavior of the correlation is well reproduced above 0.5 GeV/ c in q , where nonfemtoscopic correlations are expected to dominate. At low q , below 0.3 GeV/ c , the data and models diverge, which is expected, as the femtoscopic correlations are not included in the model calculation. Above 0.3 GeV/ c , EPOS reproduces the (0,0) component well, PYTHIA slightly overestimates the data. For the (2,0) and (2,2) components, which describe the

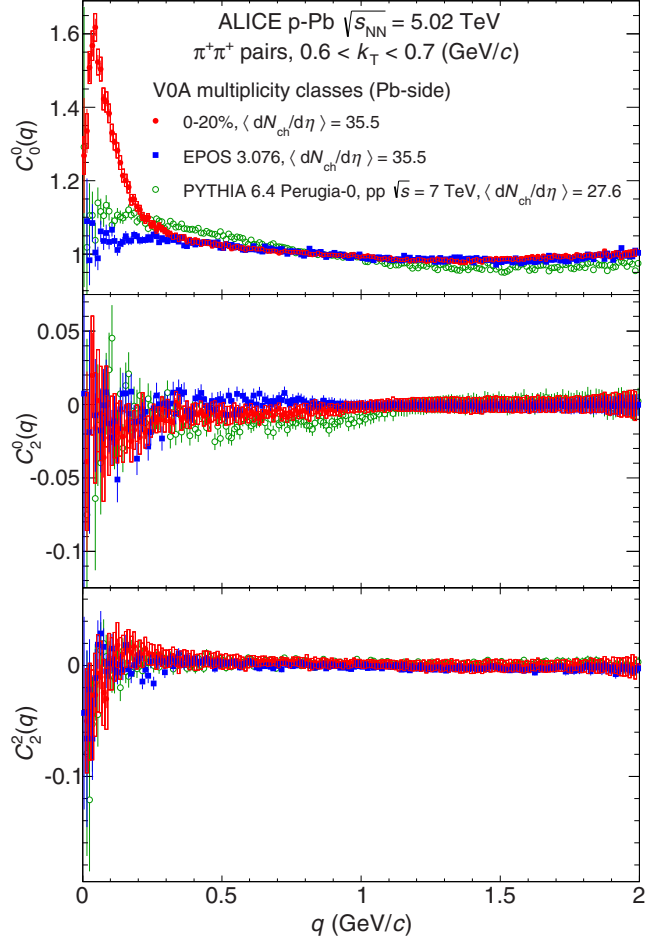


FIG. 4. (Color online) First three nonvanishing components of the SH representation of the $\pi^+\pi^+$ correlation functions for a selected multiplicity and k_T range, compared to a calculation from EPOS3.076 [38,39] (generator level only) and PYTHIA6.4 Perugia-0 tune [40,41] for pp at $\sqrt{s} = 7$ TeV (full simulation with detector response).

three-dimensional shape of the nonfemtoscopic correlations, PYTHIA is closer to the experimental data. Overall, for like-sign pairs, both models are reasonable approximations of the nonfemtoscopic background. We use these models to fix the background parameters in the fitting procedure.

Similarly to the pp analysis [16], the unlike-sign pairs have also been studied. We found that correlations in the (0,0) component of PYTHIA are slightly larger than in data in the femtoscopic region for all k_T ranges and similar to data in the (2,0) and (2,2) components. EPOS was found to reasonably describe the unlike-sign pairs for low k_T ranges and has smaller correlation than data in the (0,0) component in higher k_T ranges.

C. Fitting the correlation functions

The space-time characteristics of the source are reflected in the correlation function

$$C(\mathbf{q}) = \int S(r, \mathbf{q}) |\Psi(\mathbf{q}, r)|^2 d^4r, \quad (3)$$

where r is the pair space-time separation four-vector. S is the source emission function, interpreted as a probability density describing the emission of a pair of particles with a given relative momentum and space-time separation. Ψ is the two-particle interaction kernel.

Previous femtoscopy studies in heavy-ion collisions at CERN Super Proton Synchrotron [42], RHIC [43–49], and at the LHC [14] used a Gaussian static source S ,

$$S(r) \approx \exp\left(-\frac{r_{\text{out}}^2}{4R_{\text{out}}^G} - \frac{r_{\text{side}}^2}{4R_{\text{side}}^G} - \frac{r_{\text{long}}^2}{4R_{\text{long}}^G}\right). \quad (4)$$

The R_{out}^G , R_{side}^G , and R_{long}^G parameters describe the single-particle source size in the LCMS in the out, side, and long directions, respectively.

The Gaussian source provides a commonly used approximation of the source size and was used to compare to other experimental results, especially the ones coming from A - A collisions, where the source shape is more Gaussian than in small systems. While pursuing the standard procedure with the Gaussian assumption, we also carefully look for any deviations between the fit function and data that might suggest a significantly non-Gaussian shape of the source, which would be an important similarity to the pp case.

In the analysis of pp collisions by ALICE [16], a Gaussian is used together with other source shapes, exponential and Lorentzian [16]. A Lorentzian parametrization in the out and long directions and a Gaussian parametrization in the side direction were found to fit the data best according to χ^2/ndf . Therefore, we use this source parametrization also in the analysis of p -Pb collisions,

$$S(r) \approx \frac{1}{r_{\text{out}}^2 + R_{\text{out}}^E} \exp\left(-\frac{r_{\text{side}}^2}{4R_{\text{side}}^G}\right) \frac{1}{r_{\text{long}}^2 + R_{\text{long}}^E}. \quad (5)$$

The corresponding source sizes in out and long are R_{out}^E and R_{long}^E , while for the side direction the size parameter R_{side}^G is the same as in the Gaussian case.

For identical pions, which are bosons, Ψ must be symmetrized. Because charged pions also interact via the Coulomb and strong final-state interactions (FSIs), $|\Psi|^2$ corresponds to the Bethe-Salpeter amplitude [50]. For like-sign pion pairs the contribution of the strong interaction is small for the expected source sizes [50] and is neglected here. The used Ψ therefore is a symmetrized Coulomb wave function. It is approximated by separating the Coulomb part and integrating it separately, following the procedure known as Bowler-Sinyukov fitting [51,52], which was used previously for larger sizes observed in Pb-Pb [14], as well as smaller sizes observed in pp collisions [16]. In this approximation, the integration of Eq. (3) with S given by Eq. (4) results in the following functional form for the correlation function which is used to fit the data

$$C_f(\mathbf{q}) = (1 - \lambda) + \lambda K_C(q) \left[1 + \exp\left(-R_{\text{out}}^G q_{\text{out}}^2 - R_{\text{side}}^G q_{\text{side}}^2 - R_{\text{long}}^G q_{\text{long}}^2\right)\right]. \quad (6)$$

The function $K_C(q)$ is the Coulomb part of the two-pion wave function integrated over the spherical Gaussian source with a fixed radius. The value of this radius is chosen to be 2 fm.

Its uncertainty has systematic effects on the final results (see Sec. III D). This form of the correlation function from Eq. (6) is denoted in the following as GGG. Similarly for the source shape given by Eq. (5), the correlation function is

$$C_f(\mathbf{q}) = (1 - \lambda) + \lambda K_C \left[1 + \exp\left(-\sqrt{R_{\text{out}}^E q_{\text{out}}^2} - R_{\text{side}}^G q_{\text{side}}^2 - \sqrt{R_{\text{long}}^E q_{\text{long}}^2}\right)\right]. \quad (7)$$

It has an exponential shape in out and long and a Gaussian shape in the side direction. Therefore, it is referred to as EGE form of the correlation function. Parameter λ in Eqs. (6) and (7) represents the correlation strength.

Additionally, a component Ω describing nonfemtoscopic correlations needs to be introduced. There is no *a priori* functional form which can be used for this component. Several of its features can be deduced from the correlations shown in Figs. 1, 2, and 3: It has to allow for different shapes in the out, side, and long directions; in the (0,0) component it has to extrapolate smoothly to low q and have a vanishing slope at $q = 0$. Because this structure is not known, maximum information about its shape and magnitude should be gained from an observation of the raw correlation functions and the corresponding effects in Monte Carlo in as many representations as possible. It is therefore crucial to simultaneously use the Cartesian and SH representations as they provide complementary ways to study the correlation shape.

An *ad hoc*, Monte Carlo-driven parametrization of the nonfemto background that reasonably describes the correlation function is Ω , composed of three independent one-dimensional functions Ω_0^0 (Gaussian plus fixed constant), Ω_2^0 (Gaussian plus variable constant), and Ω_2^2 (Gaussian plus an additional linear component),

$$\Omega_0^0(q) = N_0^0 \left\{1 + \alpha_0^0 \exp\left[-\frac{q^2}{2(\sigma_0^0)^2}\right]\right\}, \quad (8)$$

$$\Omega_2^0(q) = \alpha_2^0 \exp\left[-\frac{q^2}{2(\sigma_2^0)^2}\right] + \beta_2^0, \quad (9)$$

$$\Omega_2^2(q) = \alpha_2^2 \exp\left[-\frac{q^2}{2(\sigma_2^2)^2}\right] + \beta_2^2 + \gamma_2^2 q, \quad (10)$$

where N_0^0 , α_0^0 , σ_0^0 , α_2^0 , σ_2^0 , α_2^2 , σ_2^2 , and γ_2^2 are fixed to the values obtained from fits to Monte Carlo events separately for each multiplicity and k_T range. In the fit procedure the β_2^0 and β_2^2 parameters are kept free. This results in the fit formula

$$C(\mathbf{q}) = N \cdot C_f(\mathbf{q}) \cdot \left[\Omega_0^0(q) \cdot Y_0^0(\theta, \varphi) + \Omega_2^0(q) \cdot Y_2^0(\theta, \varphi) + \Omega_2^2(q) \cdot Y_2^2(\theta, \varphi)\right], \quad (11)$$

where N is the overall normalization factor and $Y_0^0(\theta, \varphi)$, $Y_2^0(\theta, \varphi)$, and $Y_2^2(\theta, \varphi)$ are the real parts of the relevant spherical harmonic functions.

The fit is performed with the log-likelihood method in three dimensions for the Cartesian representation. The Gaussian fit reproduces the overall width of the femtoscopic correlation in all cases. The background component describes the behavior of

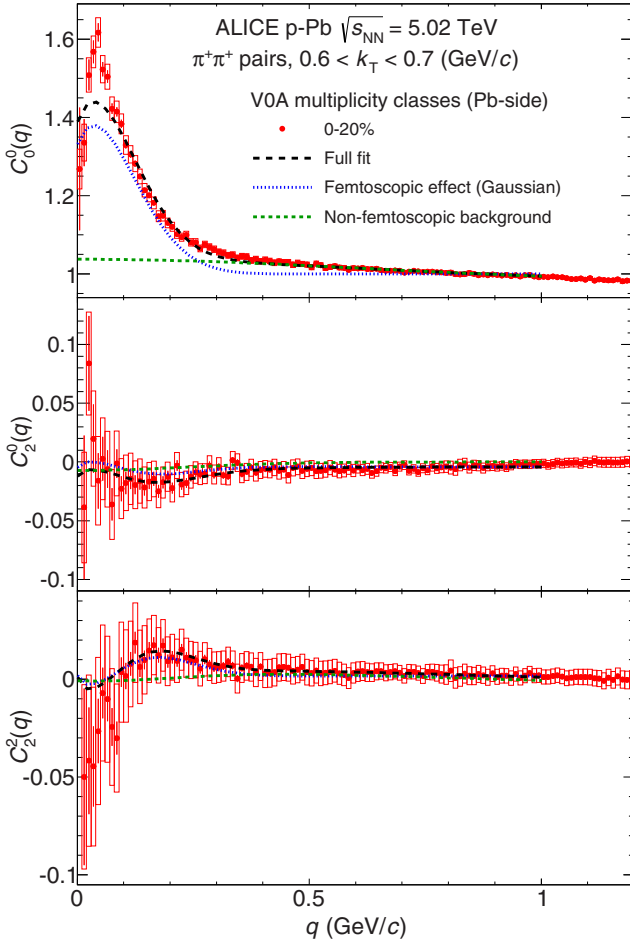


FIG. 5. (Color online) First three nonvanishing components of the SH representation of the $\pi^+\pi^+$ correlation functions for three multiplicity and k_T combinations, $l = 0, m = 0$ (top), $l = 2, m = 0$ (middle), and $l = 2, m = 2$ (bottom). The lines show the corresponding components of the Gaussian (GGG) fit.

the correlation at large q , but can also have nonzero correlation at 0 in q .

A corresponding fit is also performed for the SH representation of the correlation, which is shown in Fig. 5. The formula from Eq. (6) or Eq. (7) (for the GGG fit or the EGE fit, respectively) is numerically integrated on a $\varphi - \theta$ sphere for each q bin, with proper Y_l^m weights, to produce the three components of the SH decomposition. Statistical uncertainties on each component as well as the covariance matrix between them are taken into account in this simultaneous fit to the three histograms. The results are shown in Fig. 5. The fit describes the general direction-averaged width of the correlation function, shown in the top panel. The background component Ω describes the behavior at large q but also contributes to the correlation at low q . The shape in three-dimensional space, captured by the (2,0) and (2,2) components, is also a combination of the femtoscopic and nonfemtoscopic correlations.

Overall, the GGG fit describes the width of the correlation but the data at low q are not perfectly reproduced, which can be

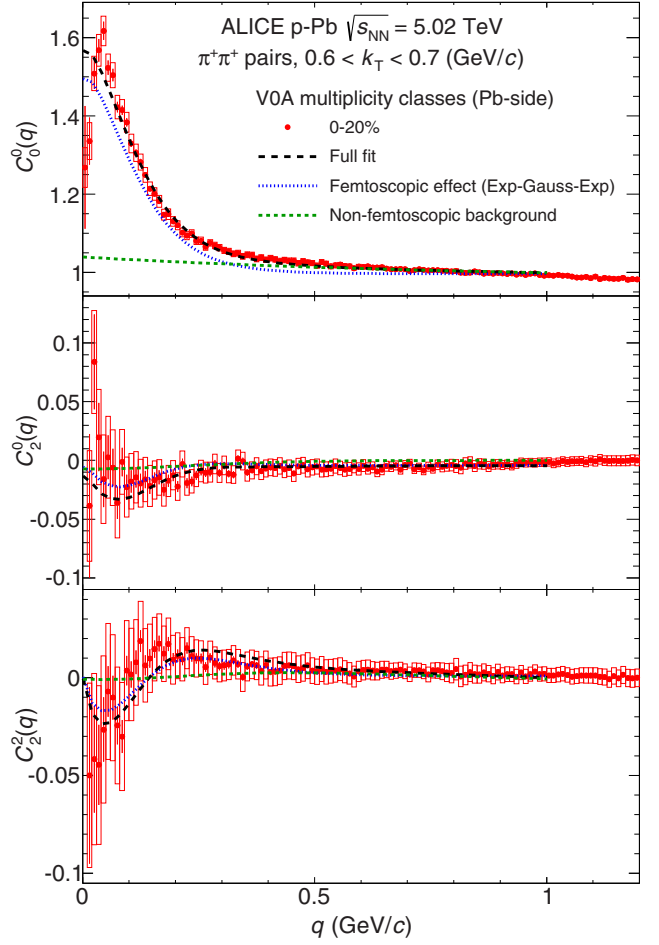


FIG. 6. (Color online) First three nonvanishing components of the SH representation of the $\pi^+\pi^+$ correlation functions for three multiplicity and k_T combinations, $l = 0, m = 0$ (top), $l = 2, m = 0$ (middle), and $l = 2, m = 2$ (bottom). The lines show the corresponding components of the EGE fit.

attributed to the limitations of the Bowler-Sinyukov formula as well as to the non-Gaussian, long-range tails which are possibly present in the source. Some deviations from the pure Gaussian shape can also be seen for the long direction for the higher multiplicities. The EGE fit [Eq. (7)] better reproduces the correlation peak in the (0,0) component, as shown in Fig. 6. The (2,0) and (2,2) components show similar quality of the fit. The χ^2 values for both fits are comparable.

D. Systematic uncertainties on the radii

The analysis was performed separately for positively and negatively charged pions. For the practically zero-net-baryon-density system produced at the LHC they are expected to give consistent results. Both data sets are statistically consistent at the correlation function level.

The main contributions to the systematic uncertainty are given in Table II for GGG radii and in Table III for EGE radii.

We used two alternative representations (Cartesian and SH) of the correlation function. The same functional form for both of them was used for the fitting procedure.

TABLE II. List of contributions to the systematic uncertainty of the femtoscopic radii extracted via GGG fits. Values are averaged over k_T and multiplicity except for the first row where a minimum-maximum range is shown.

Uncertainty source	R_{out}^G (%)	R_{side}^G (%)	R_{long}^G (%)
CF representation and background parametrization	5–32	4–22	4–35
Fit-range dependence	10	8	10
$\pi^+\pi^+$ vs $\pi^-\pi^-$	3	3	3
Momentum resolution correction	3	3	3
Two-track cut variation	<1	<1	<1
Coulomb correction	<1	<1	<1
Total correlated	12–34	9–24	11–36
Total	12–34	11–24	12–36

However, the implementation of the fitting procedure is quite different: log-likelihood for Cartesian vs regular χ^2 fit for SH, three-dimensional Cartesian histogram vs three one-dimensional histograms, cubic or spherical fitting range in the $(q_{\text{out}}, q_{\text{side}}, q_{\text{long}})$ space. Therefore, the fits to the two representations may react in a systematically different way to the variation of the fitting procedure (fit ranges, Bowler-Sinyukov approximation, etc.).

The fitting procedure requires the knowledge of the non-femtoscopic background shape and magnitude. Two models were used to estimate it, EPOS 3.076 [39] and PYTHIA 6.4 (Perugia-0 tune) [40,41], as described in Sec. III B.

In addition, the correlation function shape is not ideally described by a Gaussian form. The EGE form is better (lower χ^2 values for the fit), but still not exactly accurate. As a result, the fit values depend on the fitting range used in the procedure of radius extraction. We have performed fits with an upper limit of the fit range varied between 0.3 and 1.1 GeV/ c .

The three effects mentioned above are the main sources of systematic uncertainty on the radii. Their influence, averaged over the event multiplicity and pair k_T , is given in Tables II and III. The background parametrization and the CF representation effects lead to systematic uncertainties of less than 10% at low k_T and up to 35% for large k_T and low multiplicities.

TABLE III. List of contributions to the systematic uncertainty of the femtoscopic radii extracted via EGE fits. Values are averaged over k_T and multiplicity except for the first row, where a minimum-maximum range is shown.

Uncertainty source	R_{out}^E (%)	R_{side}^E (%)	R_{long}^E (%)
CF representation and background parametrization	4–18	3–14	8–20
Fit-range dependence	10	6	10
$\pi^+\pi^+$ vs $\pi^-\pi^-$	3	3	3
Momentum resolution correction	3	3	3
Two-track cut variation	<1	<1	<1
Coulomb correction	<1	<1	<1
Total correlated	11–21	7–16	13–23
Total	12–21	8–16	14–23

In particular, the radius could not be reliably extracted for the two highest k_T ranges in the lowest multiplicity range; therefore, these two sets of radii are not shown. Moreover, radii obtained with the background parametrization from PYTHIA are always larger than the ones obtained with the EPOS parametrization. These uncertainties are correlated between k_T ranges. Similarly, the radii from the narrow fit range are always, on average, 10% higher than the ones from the wide fit range. This also gives a correlated contribution to the systematic uncertainty. The final radii are calculated as an average of four sets of radii: the two representations with both EPOS and PYTHIA background parametrization. The systematic uncertainties are symmetric and equal to the largest difference between the radius and one of the four sets of radii.

The effect of the momentum resolution on the correlation function was studied using a Monte Carlo simulation. For tracks with a low p_T , below 1 GeV/ c , the momentum resolution in the TPC is better than 1%. Smearing of the single-particle momenta reduces the height and increases the width of the correlation function. It was estimated that this effect changes the reconstructed radius by 2% for a system size of 2 fm and 3% for a size of 3 fm. Therefore, the 3% correlated contribution from momentum resolution is always added to the final systematic uncertainty estimation.

Smaller sources of systematic uncertainties include those originating from the difference between positively and negatively charged pion pairs (around 3%), track selection variation (less than 1%), and the Coulomb factor (less than 1%). All the uncertainties are added in quadrature.

IV. RESULTS

A. Three-dimensional radii

We have extracted R_{out} , R_{side} , and R_{long} in intervals of multiplicity and k_T , which results in 26 radii in each direction. The fit procedure did not make it possible to reliably extract values of the radii for the two highest k_T ranges in the 60%–90% multiplicity class. For the GGG fit, they are shown in Fig. 7. The radii are in the range of 0.6 to 2.4 fm in all directions and universally decrease with k_T . The magnitude of this decrease is similar for all multiplicities in the out and long directions and is visibly increasing with multiplicity in the side direction. The radii rise with event multiplicity. The plot also shows data from pp collisions at $\sqrt{s} = 7$ TeV [16] at the highest multiplicities measured by ALICE, which is slightly higher than the multiplicity measured for the 20%–40% V0A signal range in the p -Pb analysis. At small k_T , the pp radii are lower by 10% (for side) to 20% (for out) than the p -Pb radii at the same $\langle dN_{\text{ch}}/d\eta \rangle^{1/3}$. At high k_T the difference in radius grows for R_{out} , while for R_{long} the radii for both systems become comparable. The distinct decrease of radii with k_T is observed both in both pp and p -Pb.

The correlation strength λ increases with k_T from 0.44 to 0.58 for the collisions with the highest multiplicities. It is also higher for low-multiplicity collisions, with a difference of 0.1 between collisions with highest multiplicities and lowest multiplicities. A nonconstant λ parameter as a function of k_T is an indication of a non-Gaussian shape of the correlation

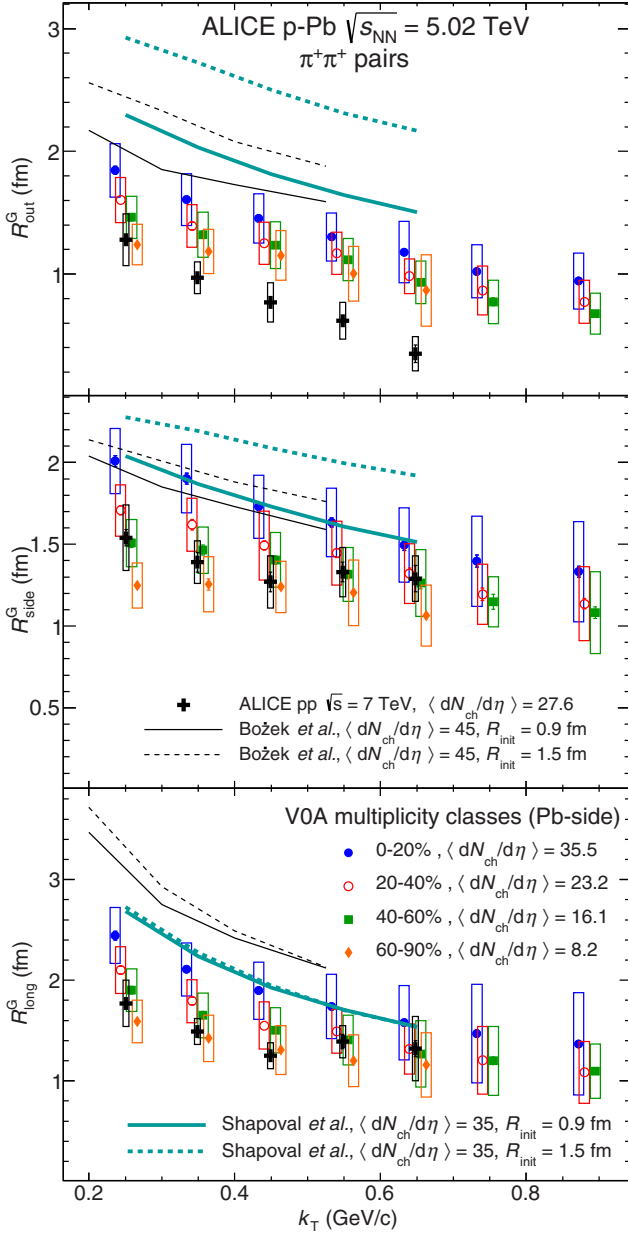


FIG. 7. (Color online) Femtoscopic radii (GGG fit) as a function of the pair transverse momentum k_T for four multiplicity classes. For comparison, radii from high-multiplicity pp collisions at $\sqrt{s} = 7$ TeV [15] and 4 predictions for p -Pb [24,25] are shown as crosses and lines, respectively. The top, middle, and bottom panels show R_{out} , R_{side} , and R_{long} radii, respectively. The points for multiplicity classes 20%–40% and 40%–60% have been slightly shifted in k_T for visibility.

function. The correlation functions are normalized to the ratio of the number of pairs in the signal and background histograms. The positive correlation at low q has to be then compensated by the normalization parameter N , which is in the range of 0.9–1.0. The χ^2/ndf for the three-dimensional fit is on the order of 1.2.

The extracted background parameters indicate that this contribution increases with k_T and decreases with multiplicity,

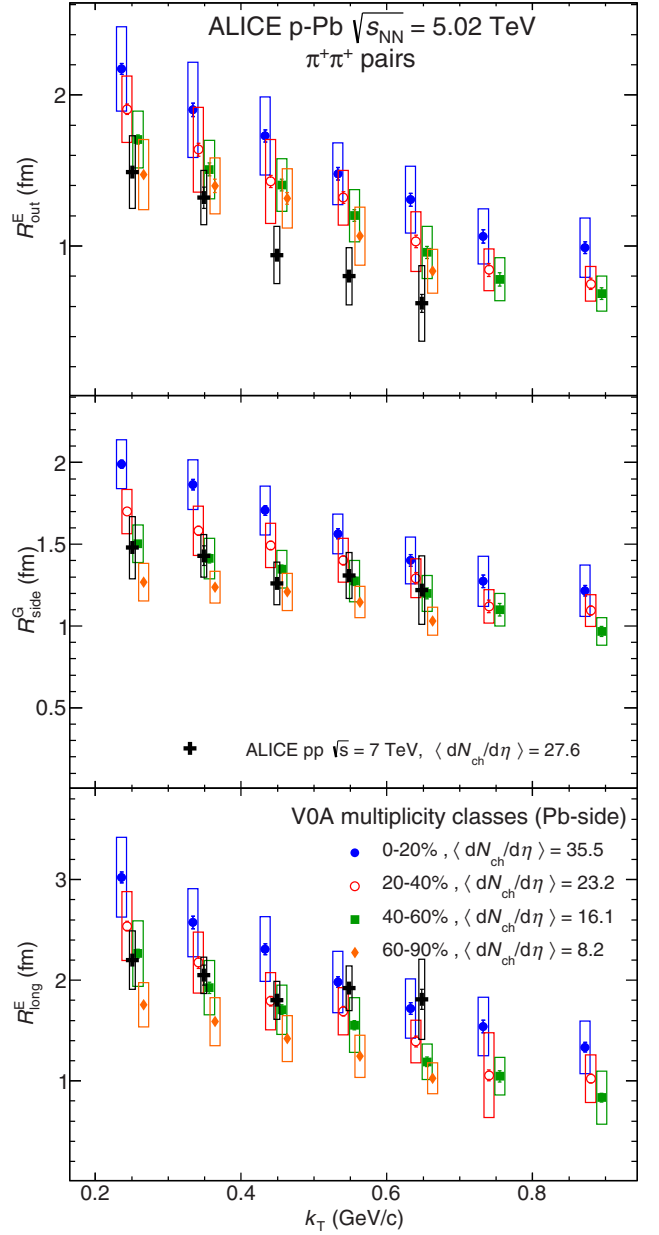


FIG. 8. (Color online) Femtoscopic radii (EGE fit) as a function of the pair transverse momentum k_T for four multiplicity classes. For comparison, radii from high-multiplicity pp collisions at $\sqrt{s} = 7$ TeV [15] are shown. The top, middle, and bottom panels show R_{out}^E , R_{side}^E , R_{long}^E radii, respectively. The data points for the multiplicity classes 20%–40% and 40%–60% have been slightly shifted in k_T for visibility.

which is consistent with qualitative expectations for the minijet effect. The shape of the background is not spherical, leading to finite contributions to the (2,0) and (2,2) components. The constant shift in these components, given by β_2^0 and β_2^2 respectively, is only significant for the (2,0) component in lower multiplicities.

The corresponding fit results for the EGE fit are shown in Fig. 8. In the side direction the radii are consistent with the GGG results. The radii in the out and long directions are not

Gaussian widths in this case and cannot be directly compared to previous fits. However, all the trends are qualitatively the same in both cases: Radii increase with event multiplicity and decrease with pair transverse momentum. The values are 10% (for side and long) to 20% (for out) higher than those measured in pp collisions at similar event multiplicity [16]. The λ parameter for the EGE fit is on the order of 0.7 for the SH fits and growing from 0.7 at low k_T to approximately 0.9 at the highest k_T for the Cartesian fit, therefore significantly higher than in the Gaussian case. The observation that λ is closer to unity when moving from GGG to EGE fits is expected, as the EGE fit describes the shape of the correlation much better at low q and therefore better accounts for the non-Gaussian tails in the source function.

B. Model comparisons

Hydrodynamic model calculations for p -Pb collisions [24,25], shown as lines in Fig. 7, predict the existence of a collectively expanding system. Both models employ two initial transverse size assumptions, $R_{\text{init}} = 1.5$ fm and $R_{\text{init}} = 0.9$ fm, which correspond to two different scenarios of the energy deposition in the wounded nucleon model [25]. The resulting charged-particle multiplicity densities $\langle dN_{\text{ch}}/d\eta \rangle$ of 45 [25] and 35 [24] are equal to or higher than the one in the ALICE 0%–20% multiplicity class. The calculations for R_{out} overestimate the measured radii, while the ones with large initial size strongly overpredict the radii. The scenarios with lower initial size are closer to the data. For R_{side} , the calculations are in good agreement with the data in the highest multiplicity class, both in magnitude and in the slope of the k_T dependence. Only the Shapoval *et al.* [24] calculation for large initial size shows higher values than data. For R_{long} , calculations by Božek and Broniowski [25] overshoot the measurement by at least 30% for the most central data, while those by Shapoval *et al.* are consistent within systematics. Again, the slope of the k_T dependence is comparable. The study shows that the calculation with large initial size is disfavored by data. The calculations with lower initial size are closer to the experimental results, but are still overpredicting the overall magnitude of the radii by 10%–30%. Further refinement of the initial conditions may lead to a better agreement of the models with the data, especially at large multiplicities. The slope of the k_T dependence is usually interpreted as a signature of collectivity. Interestingly, it is very similar in data and the models in all directions, which suggests that the system dynamics might be correctly modeled by hydrodynamics.

Also in the data the source shape is distinctly non-Gaussian. Further studies would require examination of the source shape in p -Pb collision models to see if similar deviations from a Gaussian form are observed.

The CGC approach has provided a qualitative statement on the initial size of the system in p -Pb collisions, suggesting that it is similar to that in pp collisions [27,28]. The measured radii, at high multiplicities and low k_T , are 10%–20% larger than those observed at similar multiplicities in pp data. For lower multiplicities the differences are smaller. These differences could still be accommodated in CGC calculations. Furthermore, the evolution of the slope of the k_T dependence

is similar between pp and p -Pb collisions in the side direction. Another similarity is the distinctly non-Gaussian shape of the source, which in pp and p -Pb is better described by an exponential-Gaussian-exponential form. It appears that data in p -Pb collisions still exhibit strong similarities to results from pp collisions. However, some deviations, which make the p -Pb more similar to A - A collisions, are also observed, especially at high multiplicity. The differences between small systems such as pp and p -Pb and peripheral A - A data are most naturally explained by the significantly different initial states in the two scenarios. Dedicated theoretical investigation of this issue is needed for a more definite answer, which may be able to accommodate both CGC and the hydrodynamic picture.

C. Comparison to the world data

In Fig. 9 the results from this analysis of the p -Pb data from the LHC (red solid circles) are compared to the world heavy-ion data, including results obtained at lower collision energies, as well as to results from pp collisions from ALICE and STAR. It has been observed [13] that the three-dimensional femtoscopic radii scale roughly with the cube root of the measured charged-particle multiplicity density not only for a single energy and collision system, but also across many collision energies and initial system sizes. The pp and A - A data sets show significantly different scaling behavior, although both are linear in $\langle dN_{\text{ch}}/d\eta \rangle^{1/3}$.

The p -Pb radii agree with those in pp collisions at low multiplicities. With increasing multiplicity, the radii for the two systems start to diverge. An analysis of one-dimensional averaged radii in pp , p -Pb, and Pb-Pb collisions using the three-pion cumulant correlations technique reveals that the multiplicity scaling for p -Pb lies between pp and Pb-Pb trends [21], which is consistent with results presented here. However, the deviation of the correlation shape from Gaussian is similar to that observed in pp collisions and unlike the shapes observed in A - A collisions.

V. CONCLUSIONS

We reported on the three-dimensional pion femtoscopic radii in p -Pb collisions at $\sqrt{s_{NN}} = 5.02$ TeV, measured in four multiplicity and seven pair momentum intervals. The radii are found to decrease with k_T in all cases, similar to measurements in A - A and high-multiplicity pp collisions. The radii increase with event multiplicity. At low multiplicities they are comparable to the pp values, while at higher multiplicities and low pair transverse momentum they are larger by 10%–20%. However, they do not reach the values observed in A - A collisions at lower energies. The high-multiplicity data are compared to predictions from two models, both of them incorporating a fast hydrodynamic expansion of the created medium. They overpredict the values of the R_{out} and R_{long} parameters; however, the introduction of a smaller initial size results in a better description. The values of the R_{side} parameter and the slope of the k_T dependence of the radii are in reasonable agreement. The models based on the CGC formalism suggest sizes similar to those obtained in pp data. The observed differences of about 10%–20% for high-multiplicity p -Pb

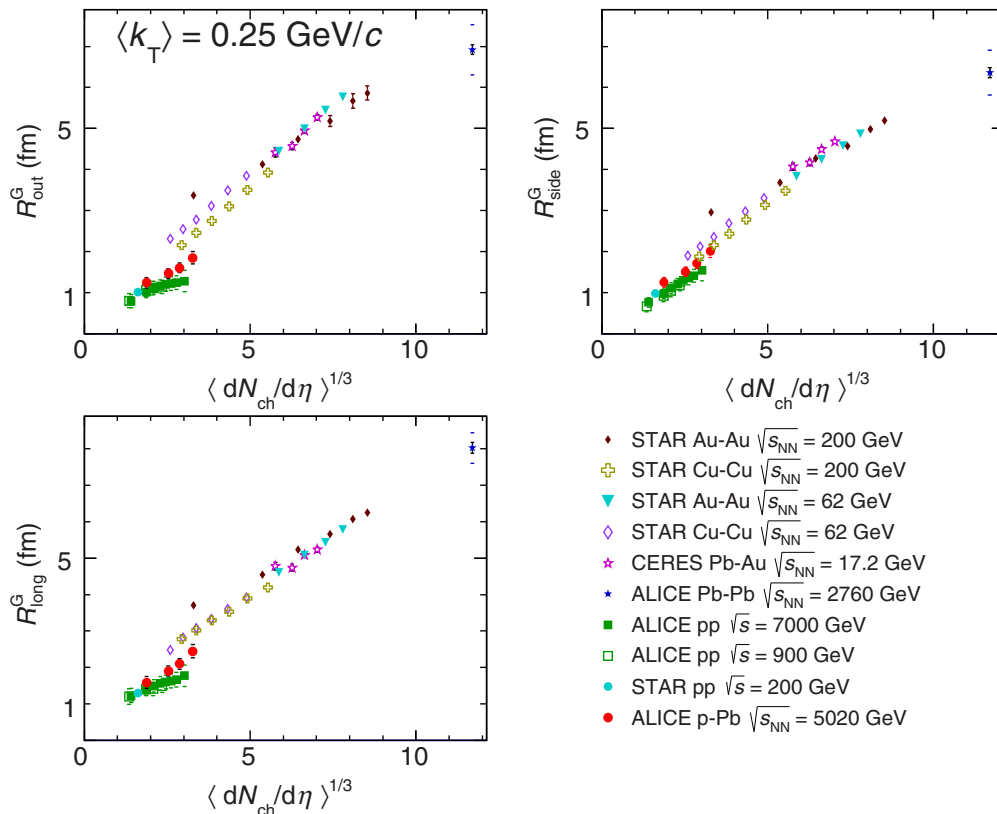


FIG. 9. (Color online) Comparison of femtosopic radii (Gaussian), as a function of the measured charged-particle multiplicity density, measured for various collision systems and energies by CERES [42], STAR [45,46,53], PHENIX [54], and ALICE [16].

collisions might not exclude this scenario. The observed non-Gaussian shape of the correlation is also similar in the pp and p -Pb collision systems.

ACKNOWLEDGMENTS

The ALICE Collaboration would like to thank all its engineers and technicians for their invaluable contributions to the construction of the experiment and the CERN accelerator teams for the outstanding performance of the LHC complex. The ALICE Collaboration gratefully acknowledges the resources and support provided by all Grid centers and the Worldwide LHC Computing Grid (WLCG) collaboration. The ALICE Collaboration acknowledges the following funding agencies for their support in building and running the ALICE detector: State Committee of Science, World Federation of Scientists (WFS) and Swiss Fonds Kidagan, Armenia, Conselho Nacional de Desenvolvimento Científico e Tecnológico (CNPq), Financiadora de Estudos e Projetos (FINEP), Fundação de Amparo à Pesquisa do Estado de São Paulo (FAPESP); National Natural Science Foundation of China (NSFC), the Chinese Ministry of Education (CMOE) and the Ministry of Science and Technology of China (MSTC); Ministry of Education and Youth of the Czech Republic; Danish Natural Science Research Council, the Carlsberg Foundation and the Danish National Research Foundation; The European Research Council under the European Community's Seventh Framework Programme; Helsinki Institute of Physics

and the Academy of Finland; French CNRS-IN2P3, the "Region Pays de Loire," "Region Alsace," "Region Auvergne" and CEA, France; German Bundesministerium für Bildung, Wissenschaft, Forschung und Technologie (BMBF) and the Helmholtz Association; General Secretariat for Research and Technology, Ministry of Development, Greece; Hungarian Országos Tudományos Kutatási Alapprogramok (OTKA) and National Office for Research and Technology (NKTH); Department of Atomic Energy and Department of Science and Technology of the Government of India; Istituto Nazionale di Fisica Nucleare (INFN) and Centro Fermi-Museo Storico della Fisica e Centro Studi e Ricerche "Enrico Fermi," Italy; MEXT Grant-in-Aid for Specially Promoted Research, Japan; Joint Institute for Nuclear Research, Dubna; National Research Foundation of Korea (NRF); Consejo Nacional de Ciencia y Tecnología (CONACYT), Dirección General de Asuntos del Personal Académico (DGAPA), México; Amérique Latine Formation académique European Commission (ALFA-EC) and the EPLANET Program (European Particle Physics Latin American Network); Stichting voor Fundamenteel Onderzoek der Materie (FOM) and the Nederlandse Organisatie voor Wetenschappelijk Onderzoek (NWO), Netherlands; Research Council of Norway (NFR); National Science Centre, Poland; Ministry of National Education/Institute for Atomic Physics and Consiliul National al Cercetării Științifice-Executive Agency for Higher Education Research Development and Innovation Funding (CNCS-UEFISCDI)-Romania; Ministry of Education and Science of Russian Federation, Russian Academy

of Sciences, Russian Federal Agency of Atomic Energy, Russian Federal Agency for Science and Innovations and The Russian Foundation for Basic Research; Ministry of Education of Slovakia; Department of Science and Technology, South Africa; Centro de Investigaciones Energeticas, Medioambientales y Tecnologicas (CIEMAT), E-Infrastructure shared between Europe and Latin America (EELA); Ministerio de Economía y Competitividad (MINECO) of Spain; Xunta de Galicia (Consellería de Educación), Centro de Aplicaciones Tecnológicas y Desarrollo Nuclear (CEADEN), Cubaenergía,

Cuba; and IAEA (International Atomic Energy Agency); Swedish Research Council (VR) and Knut & Alice Wallenberg Foundation (KAW); Ukraine Ministry of Education and Science; United Kingdom Science and Technology Facilities Council (STFC); The United States Department of Energy, the United States National Science Foundation, the State of Texas, and the State of Ohio; Ministry of Science, Education and Sports of Croatia and Unity through Knowledge Fund, Croatia; Council of Scientific and Industrial Research (CSIR), New Delhi, India

-
- [1] L. Evans and P. Bryant, LHC machine, *J. Instrum.* **3**, S08001 (2008).
- [2] K. Aamodt *et al.* (ALICE Collaboration), Suppression of charged particle production at large transverse momentum in central Pb–Pb collisions at $\sqrt{s_{NN}} = 2.76$ TeV, *Phys. Lett. B* **696**, 30 (2011).
- [3] S. Chatrchyan *et al.* (CMS Collaboration), Observation and studies of jet quenching in PbPb collisions at $\sqrt{s_{NN}} = 2.76$ TeV, *Phys. Rev. C* **84**, 024906 (2011).
- [4] G. Aad *et al.* (ATLAS Collaboration), Observation of a centrality-dependent Dijet asymmetry in lead-lead collisions at $\sqrt{s_{NN}} = 2.76$ TeV with the ATLAS detector at the LHC, *Phys. Rev. Lett.* **105**, 252303 (2010).
- [5] K. Aamodt *et al.* (ALICE Collaboration), Elliptic flow of charged particles in Pb–Pb collisions at $\sqrt{s_{NN}} = 2.76$ TeV, *Phys. Rev. Lett.* **105**, 252302 (2010).
- [6] K. Aamodt *et al.* (ALICE Collaboration), Higher harmonic anisotropic flow measurements of charged particles in Pb–Pb collisions at $\sqrt{s_{NN}} = 2.76$ TeV, *Phys. Rev. Lett.* **107**, 032301 (2011).
- [7] J. Adams *et al.* (STAR Collaboration), Experimental and theoretical challenges in the search for the quark gluon plasma: The STAR Collaboration’s critical assessment of the evidence from RHIC collisions, *Nucl. Phys. A* **757**, 102 (2005).
- [8] K. Adcox *et al.* (PHENIX Collaboration), Formation of dense partonic matter in relativistic nucleus-nucleus collisions at RHIC: Experimental evaluation by the PHENIX collaboration, *Nucl. Phys. A* **757**, 184 (2005).
- [9] B. Back *et al.* (PHOBOS Collaboration), The PHOBOS perspective on discoveries at RHIC, *Nucl. Phys. A* **757**, 28 (2005).
- [10] I. Arsene *et al.* (BRAHMS Collaboration), Quark gluon plasma and color glass condensate at RHIC? The Perspective from the BRAHMS experiment, *Nucl. Phys. A* **757**, 1 (2005).
- [11] C. Salgado, J. Alvarez-Muniz, F. Arleo, N. Armesto, and M. Botje *et al.*, Proton-nucleus collisions at the LHC: Scientific opportunities and requirements, *J. Phys. G* **39**, 015010 (2012).
- [12] R. Lednicky, Correlation femtoscopy, *Nucl. Phys. A* **774**, 189 (2006).
- [13] M. Lisa, S. Pratt, R. Soltz, and U. Wiedemann, Femtoscopy in relativistic heavy ion collisions, *Annu. Rev. Nucl. Part. Sci.* **55**, 311 (2005).
- [14] K. Aamodt *et al.* (ALICE Collaboration), Two-pion Bose-Einstein correlations in central Pb–Pb collisions at $\sqrt{s_{NN}} = 2.76$ TeV, *Phys. Lett. B* **696**, 328 (2011).
- [15] K. Aamodt *et al.* (ALICE Collaboration), Two-pion Bose-Einstein correlations in *pp* collisions at $\sqrt{s} = 900$ GeV, *Phys. Rev. D* **82**, 052001 (2010).
- [16] K. Aamodt *et al.* (ALICE Collaboration), Femtoscopy of *pp* collisions at $\sqrt{s} = 0.9$ and 7 TeV at the LHC with two-pion Bose-Einstein correlations, *Phys. Rev. D* **84**, 112004 (2011).
- [17] V. Khachatryan *et al.* (CMS Collaboration), First measurement of bose-einstein correlations in proton-proton collisions at $\sqrt{s} = 0.9$ and 2.36 TeV at the LHC, *Phys. Rev. Lett.* **105**, 032001 (2010).
- [18] V. Khachatryan *et al.* (CMS Collaboration), Measurement of Bose-Einstein correlations in *pp* collisions at $\sqrt{s} = 0.9$ and 7 TeV, *J. High Energy Phys.* **05** (2011) 029.
- [19] Z. Chajecski, T. D. Gutierrez, M. A. Lisa, and M. Lopez-Noriega (for the STAR Collaboration), AA versus *pp* (and *dA*): A puzzling scaling in HBT at RHIC, [arXiv:nucl-ex/0505009](https://arxiv.org/abs/nucl-ex/0505009).
- [20] N. Ajitanand *et al.* (for the PHENIX Collaboration), Comparison of the space-time extent of the emission source in *d*+Au and Au+Au collisions at $\sqrt{s_{NN}} = 200$ GeV, *Nucl. Phys. A* **931**, 1082 (2014).
- [21] B. Abelev *et al.* (ALICE Collaboration), Freeze-out radii extracted from three-pion cumulants in *pp*, *p*–Pb and Pb–Pb collisions at the LHC, *Phys. Lett. B* **739**, 139 (2014).
- [22] P. Bozek, M. Chojnacki, W. Florkowski, and B. Tomasik, Hydrodynamic predictions for Pb+Pb collisions at $\sqrt{s_{NN}} = 2.76$ TeV, *Phys. Lett. B* **694**, 238 (2010).
- [23] Iu. A. Karpenko, Yu. M. Sinyukov, and K. Werner, Uniform description of bulk observables in hydrokinetic model of *A* + *A* collisions at RHIC and LHC, *Phys. Rev. C* **87**, 024914 (2013).
- [24] V. Shapoval, P. Braun-Munzinger, I. A. Karpenko, and Y. M. Sinyukov, *Phys. Lett. B* **725**, 139 (2013).
- [25] P. Bozek and W. Broniowski, Size of the emission source and collectivity in ultra-relativistic *p*–Pb collisions, *Phys. Lett. B* **720**, 250 (2013).
- [26] K. Dusling and R. Venugopalan, Comparison of the color glass condensate to dihadron correlations in proton-proton and proton-nucleus collisions, *Phys. Rev. D* **87**, 094034 (2013).
- [27] A. Bzdak, B. Schenke, P. Tribedy, and R. Venugopalan, Initial state geometry and the role of hydrodynamics in proton-proton, proton-nucleus and deuteron-nucleus collisions, *Phys. Rev. C* **87**, 064906 (2013).
- [28] B. Schenke and R. Venugopalan, Eccentric protons? Sensitivity of flow to system size and shape in *p*+*p*, *p*+Pb and Pb+Pb collisions, *Phys. Rev. Lett.* **113**, 102301 (2014).
- [29] K. Aamodt *et al.* (ALICE Collaboration), The ALICE experiment at the CERN LHC, *J. Instrum.* **3**, S08002 (2008).
- [30] B. B. Abelev *et al.* (ALICE Collaboration), Performance of the ALICE Experiment at the CERN LHC, *Int. J. Mod. Phys. A* **29**, 1430044 (2014).

- [31] B. Abelev *et al.* (ALICE Collaboration), Pseudorapidity density of charged particles p -Pb collisions at $\sqrt{s_{NN}} = 5.02$ TeV, *Phys. Rev. Lett.* **110**, 032301 (2013).
- [32] B. Abelev *et al.* (ALICE Collaboration), Centrality dependence of charged particle production at large transverse momentum in Pb-Pb collisions at $\sqrt{s_{NN}} = 2.76$ TeV, *Phys. Lett. B* **720**, 52 (2013).
- [33] Z. Chajecski, Femtoscopy in hadron and lepton collisions: RHIC results and world systematics, *Acta Phys. Pol. B* **40**, 1119 (2009).
- [34] A. Kisiel and D. A. Brown, Efficient and robust calculation of femtoscopic correlation functions in spherical harmonics directly from the raw pairs measured in heavy-ion collisions, *Phys. Rev. C* **80**, 064911 (2009).
- [35] Z.-W. Lin, C. M. Ko, B.-A. Li, B. Zhang, and S. Pal, A. Multi-phase transport model for relativistic heavy ion collisions, *Phys. Rev. C* **72**, 064901 (2005).
- [36] X.-N. Wang and M. Gyulassy, HIJING: A Monte Carlo model for multiple jet production in pp, pA. and AA collisions, *Phys. Rev. D* **44**, 3501 (1991).
- [37] S. Roesler, R. Engel, and J. Ranft, The Monte Carlo event generator DPMJET-III, [arXiv:hep-ph/0012252](https://arxiv.org/abs/hep-ph/0012252).
- [38] K. Werner, B. Guiot, I. Karpenko, and T. Pierog, Analysing radial flow features in p-Pb and p-p collisions at several TeV. by studying identified particle production in EPOS3, *Phys. Rev. C* **89**, 064903 (2014).
- [39] K. Werner, M. Bleicher, B. Guiot, I. Karpenko, and T. Pierog, Evidence for flow in pPb collisions at 5 TeV. from v_2 mass splitting, *Phys. Rev. Lett.* **112**, 232301 (2014).
- [40] T. Sjostrand, S. Mrenna, and P. Z. Skands, PYTHIA 6.4 Physics and Manual, *J. High Energy Phys.* 05 (2006) 026.
- [41] P. Z. Skands, Tuning Monte Carlo generators: The Perugia tunes, *Phys. Rev. D* **82**, 074018 (2010).
- [42] D. Adamova *et al.* (CERES Collaboration), Beam energy and centrality dependence of two-pion Bose-Einstein correlations at sps energies, *Nucl. Phys. A* **714**, 124 (2003).
- [43] C. Adler *et al.* (STAR Collaboration), Pion interferometry of $\sqrt{s_{NN}} = 130$ GeV Au+Au collisions at RHIC, *Phys. Rev. Lett.* **87**, 082301 (2001).
- [44] J. Adams *et al.* (STAR Collaboration), Azimuthally sensitive HBT in Au+Au collisions at $\sqrt{s_{NN}} = 200$ GeV, *Phys. Rev. Lett.* **93**, 012301 (2004).
- [45] J. Adams *et al.* (STAR Collaboration), Pion interferometry in Au+Au collisions at $\sqrt{s_{NN}} = 200$ GeV, *Phys. Rev. C* **71**, 044906 (2005).
- [46] B. I. Abelev *et al.* (STAR Collaboration), Pion Interferometry in Au+Au and Cu+Cu Collisions at RHIC, *Phys. Rev. C* **80**, 024905 (2009).
- [47] K. Adcox *et al.* (PHENIX Collaboration), Transverse mass dependence of two-pion correlations in Au+Au collisions at $\sqrt{s_{NN}} = 130$ GeV, *Phys. Rev. Lett.* **88**, 192302 (2002).
- [48] S. S. Adler *et al.* (PHENIX Collaboration), Evidence for a long-range component in the pion emission source in Au+Au collisions at $\sqrt{s_{NN}} = 200$ GeV, *Phys. Rev. Lett.* **98**, 132301 (2007).
- [49] S. Afanasiev *et al.* (PHENIX Collaboration), Source breakup dynamics in Au+Au Collisions at $\sqrt{s_{NN}} = 200$ GeV via three-dimensional two-pion source imaging, *Phys. Rev. Lett.* **100**, 232301 (2008).
- [50] R. Lednicky, Finite-size effects on two-particle production in continuous and discrete spectrum, *Phys. Part. Nucl.* **40**, 307 (2009).
- [51] M. Bowler, Coulomb corrections to Bose-Einstein correlations have been greatly exaggerated, *Phys. Lett. B* **270**, 69 (1991).
- [52] Y. Sinyukov, R. Lednicky, S. Akkelin, J. Pluta, and B. Erazmus, Coulomb corrections for interferometry analysis of expanding hadron systems, *Phys. Lett. B* **432**, 248 (1998).
- [53] M. Aggarwal *et al.* (STAR Collaboration), Pion femtoscopy in $p + p$ collisions at $\sqrt{s} = 200$ GeV, *Phys. Rev. C* **83**, 064905 (2011).
- [54] S. S. Adler *et al.* (PHENIX Collaboration), Bose-Einstein correlations of charged pion pairs in Au+Au collisions at $\sqrt{s_{NN}} = 200$ GeV, *Phys. Rev. Lett.* **93**, 152302 (2004).

J. Adam,³⁹ D. Adamová,⁸² M. M. Aggarwal,⁸⁶ G. Aglieri Rinella,³⁶ M. Agnello,^{93,110} N. Agrawal,⁴⁷ Z. Ahammed,¹³⁰ I. Ahmed,¹⁶ S. U. Ahn,⁶⁷ I. Aimo,^{93,110} S. Aiola,¹³⁴ M. Ajaz,¹⁶ A. Akindinov,⁵⁷ S. N. Alam,¹³⁰ D. Aleksandrov,⁹⁹ B. Alessandro,¹¹⁰ D. Alexandre,¹⁰¹ R. Alfaro Molina,⁶³ A. Alici,^{12,104} A. Alkin,³ J. Alme,³⁷ T. Alt,⁴² S. Altinpinar,¹⁸ I. Altsybeev,¹²⁹ C. Alves Garcia Prado,¹¹⁸ C. Andrei,⁷⁷ A. Andronic,⁹⁶ V. Anguelov,⁹² J. Anielski,⁵³ T. Antičić,⁹⁷ F. Antinori,¹⁰⁷ P. Antonioli,¹⁰⁴ L. Aphecetche,¹¹² H. Appelshäuser,⁵² S. Arcelli,²⁸ N. Armesto,¹⁷ R. Arnaldi,¹¹⁰ T. Aronsson,¹³⁴ I. C. Arsene,²² M. Arslanok,⁵² A. Augustinus,³⁶ R. Averbeck,⁹⁶ M. D. Azmi,¹⁹ M. Bach,⁴² A. Badalà,¹⁰⁶ Y. W. Baek,⁴³ S. Bagnasco,¹¹⁰ R. Bailhache,⁵² R. Bala,⁸⁹ A. Baldisseri,¹⁵ M. Ball,⁹¹ F. Baltasar Dos Santos Pedrosa,³⁶ R. C. Baral,⁶⁰ A. M. Barbano,¹¹⁰ R. Barbera,²⁹ F. Barile,³³ G. G. Barnaföldi,¹³³ L. S. Barnby,¹⁰¹ V. Barret,⁶⁹ P. Bartalini,⁷ J. Bartke,¹¹⁵ E. Bartsch,⁵² M. Basile,²⁸ N. Bastid,⁶⁹ S. Basu,¹³⁰ B. Bathen,⁵³ G. Batigne,¹¹² A. Batista Camejo,⁶⁹ B. Batyunya,⁶⁵ P. C. Batzing,²² I. G. Bearden,⁷⁹ H. Beck,⁵² C. Bedda,⁹³ N. K. Behera,⁴⁷ I. Belikov,⁵⁴ F. Bellini,²⁸ H. Bello Martinez,² R. Bellwied,¹²⁰ R. Belmont,¹³² E. Belmont-Moreno,⁶³ V. Belyaev,⁷⁵ G. Bencedi,¹³³ S. Beole,²⁷ I. Berceanu,⁷⁷ A. Bercuci,⁷⁷ Y. Berdnikov,⁸⁴ D. Berenyi,¹³³ R. A. Bertens,⁵⁶ D. Berzano,^{36,27} L. Betev,³⁶ A. Bhasin,⁸⁹ I. R. Bhat,⁸⁹ A. K. Bhati,⁸⁶ B. Bhattacharjee,⁴⁴ J. Bhom,¹²⁶ L. Bianchi,^{27,120} N. Bianchi,⁷¹ C. Bianchin,^{132,56} J. Bielčik,³⁹ J. Bielčiková,⁸² A. Bilandzic,⁷⁹ S. Biswas,⁷⁸ S. Bjelogrić,⁵⁶ F. Blanco,¹⁰ D. Blau,⁹⁹ C. Blume,⁵² F. Bock,^{73,92} A. Bogdanov,⁷⁵ H. Bøggild,⁷⁹ L. Boldizsár,¹³³ M. Bombara,⁴⁰ J. Book,⁵² H. Borel,¹⁵ A. Borissov,⁹⁵ M. Borri,⁸¹ F. Bossú,⁶⁴ M. Botje,⁸⁰ E. Botta,²⁷ S. Böttger,⁵¹ P. Braun-Munzinger,⁹⁶ M. Bregant,¹¹⁸ T. Breitner,⁵¹ T. A. Brooker,⁵² T. A. Browning,⁹⁴ M. Broz,³⁹ E. J. Brucken,⁴⁵ E. Bruna,¹¹⁰ G. E. Bruno,³³ D. Budnikov,⁹⁸ H. Buesching,⁵² S. Bufalino,^{36,110} P. Buncic,³⁶ O. Busch,⁹² Z. Buthelezi,⁶⁴ J. T. Buxton,²⁰ D. Caffarri,^{30,36} X. Cai,⁷ H. Caines,¹³⁴ L. Calero Diaz,⁷¹ A. Caliva,⁵⁶ E. Calvo Villar,¹⁰² P. Camerini,²⁶ F. Carena,³⁶ W. Carena,³⁶

- J. Castillo Castellanos,¹⁵ A. J. Castro,¹²³ E. A. R. Casula,²⁵ C. Cavicchioli,³⁶ C. Ceballos Sanchez,⁹ J. Cepila,³⁹ P. Cerello,¹¹⁰ B. Chang,¹²¹ S. Chapeland,³⁶ M. Chartier,¹²² J. L. Charvet,¹⁵ S. Chattopadhyay,¹³⁰ S. Chattopadhyay,¹⁰⁰ V. Chelnokov,³ M. Cherney,⁸⁵ C. Cheshkov,¹²⁸ B. Cheynis,¹²⁸ V. Chibante Barroso,³⁶ D. D. Chinellato,¹¹⁹ P. Chochula,³⁶ K. Choi,⁹⁵ M. Chojnacki,⁷⁹ S. Choudhury,¹³⁰ P. Christakoglou,⁸⁰ C. H. Christensen,⁷⁹ P. Christiansen,³⁴ T. Chujo,¹²⁶ S. U. Chung,⁹⁵ C. Cicalo,¹⁰⁵ L. Cifarelli,^{12,28} F. Cindolo,¹⁰⁴ J. Cleymans,⁸⁸ F. Colamaria,³³ D. Colella,³³ A. Collu,²⁵ M. Colocci,²⁸ G. Conesa Balbastre,⁷⁰ Z. Conesa del Valle,⁵⁰ M. E. Connors,¹³⁴ J. G. Contreras,^{11,39} T. M. Cormier,⁸³ Y. Corrales Morales,²⁷ I. Cortés Maldonado,² P. Cortese,³² M. R. Cosentino,¹¹⁸ F. Costa,³⁶ P. Crochet,⁶⁹ R. Cruz Albino,¹¹ E. Cuautle,⁶² L. Cunqueiro,³⁶ T. Dahms,⁹¹ A. Dainese,¹⁰⁷ A. Danu,⁶¹ D. Das,¹⁰⁰ I. Das,^{100,50} S. Das,⁴ A. Dash,¹¹⁹ S. Dash,⁴⁷ S. De,^{130,118} A. De Caro,^{31,12} G. de Cataldo,¹⁰³ J. de Cuveland,⁴² A. De Falco,²⁵ D. De Gruttola,^{12,31} N. De Marco,¹¹⁰ S. De Pasquale,³¹ A. Deisting,^{96,92} A. Deloff,⁷⁶ E. Dénes,¹³³ G. D'Erasmo,³³ D. Di Bari,³³ A. Di Mauro,³⁶ P. Di Nezza,⁷¹ M. A. Diaz Corchero,¹⁰ T. Dietel,⁸⁸ P. Dillenseger,⁵² R. Divià,³⁶ Ø. Djuvsland,¹⁸ A. Dobrin,^{56,80} T. Dobrowolski,⁷⁶ D. Domenicis Gimenez,¹¹⁸ B. Dönigus,⁵² O. Dordic,²² A. K. Dubey,¹³⁰ A. Dubla,⁵⁶ L. Ducroux,¹²⁸ P. Dupieux,⁶⁹ R. J. Ehlers,¹³⁴ D. Elia,¹⁰³ H. Engel,⁵¹ B. Erazmus,^{112,36} F. Erhardt,¹²⁷ D. Eschweiler,⁴² B. Espagnon,⁵⁰ M. Estienne,¹¹² S. Esumi,¹²⁶ D. Evans,¹⁰¹ S. Evdokimov,¹¹¹ G. Eyyubova,³⁹ L. Fabbietti,⁹¹ D. Fabris,¹⁰⁷ J. Faivre,⁷⁰ A. Fantoni,⁷¹ M. Fasel,⁷³ L. Feldkamp,⁵³ D. Felea,⁶¹ A. Feliciello,¹¹⁰ G. Feofilov,¹²⁹ J. Ferencei,⁸² A. Fernández Téllez,² E. G. Ferreira,¹⁷ A. Ferretti,²⁷ A. Festanti,³⁰ J. Figiel,¹¹⁵ M. A. S. Figueredo,¹²² S. Filchagin,⁹⁸ D. Finogeev,⁵⁵ F. M. Fionda,¹⁰³ E. M. Fiore,³³ M. Floris,³⁶ S. Foertsch,⁶⁴ P. Foka,⁹⁶ S. Fokin,⁹⁹ E. Fragiaco,¹⁰⁹ A. Francescon,^{36,30} U. Frankenfild,⁹⁶ U. Fuchs,³⁶ C. Furget,⁷⁰ A. Furs,⁵⁵ M. Fusco Girard,³¹ J. J. Gaardhøje,⁷⁹ M. Gagliardi,²⁷ A. M. Gago,¹⁰² M. Gallio,²⁷ D. R. Gangadharan,⁷³ P. Ganoti,⁸⁷ C. Gao,⁷ C. Garabatos,⁹⁶ E. Garcia-Solis,¹³ C. Gargiulo,³⁶ P. Gasik,⁹¹ M. Germain,¹¹² A. Gheata,³⁶ M. Gheata,^{61,36} P. Ghosh,¹³⁰ S. K. Ghosh,⁴ P. Gianotti,⁷¹ P. Giubellino,³⁶ P. Giubilato,³⁰ E. Gladysz-Dziadus,¹¹⁵ P. Glässel,⁹² A. Gomez Ramirez,⁵¹ P. González-Zamora,¹⁰ S. Gorbunov,⁴² L. Görlich,¹¹⁵ S. Gotovac,¹¹⁴ V. Grabski,⁶³ L. K. Graczykowski,¹³¹ A. Grelli,⁵⁶ A. Grigoras,³⁶ C. Grigoras,³⁶ V. Grigoriev,⁷⁵ A. Grigoryan,¹ S. Grigoryan,⁶⁵ B. Grinyov,³ N. Grion,¹⁰⁹ J. F. Grosse-Oetringhaus,³⁶ J.-Y. Grossiord,¹²⁸ R. Grosso,³⁶ F. Guber,⁵⁵ R. Guernane,⁷⁰ B. Guerzoni,²⁸ K. Gulbrandsen,⁷⁹ H. Gulkanyan,¹ T. Gunji,¹²⁵ A. Gupta,⁸⁹ R. Gupta,⁸⁹ R. Haake,⁵³ Ø. Haaland,¹⁸ C. Hadjidakis,⁵⁰ M. Haiduc,⁶¹ H. Hamagaki,¹²⁵ G. Hamar,¹³³ L. D. Hanratty,¹⁰¹ A. Hansen,⁷⁹ J. W. Harris,¹³⁴ H. Hartmann,⁴² A. Harton,¹³ D. Hatzifotiadou,¹⁰⁴ S. Hayashi,¹²⁵ S. T. Heckel,⁵² M. Heide,⁵³ H. Helstrup,³⁷ A. Hergehelegiu,⁷⁷ G. Herrera Corral,¹¹ B. A. Hess,³⁵ K. F. Hetland,³⁷ T. E. Hilden,⁴⁵ H. Hillemanns,³⁶ B. Hippolyte,⁵⁴ P. Hristov,³⁶ M. Huang,¹⁸ T. J. Humanic,²⁰ N. Hussain,⁴⁴ T. Hussain,¹⁹ D. Hutter,⁴² D. S. Hwang,²¹ R. Ilkaev,⁹⁸ I. Ilkiv,⁷⁶ M. Inaba,¹²⁶ C. Ionita,³⁶ M. Ippolitov,^{75,99} M. Irfan,¹⁹ M. Ivanov,⁹⁶ V. Ivanov,⁸⁴ V. Izucheev,¹¹¹ P. M. Jacobs,⁷³ C. Jahnke,¹¹⁸ H. J. Jang,⁶⁷ M. A. Janik,¹³¹ P. H. S. Y. Jayarathna,¹²⁰ C. Jena,³⁰ S. Jena,¹²⁰ R. T. Jimenez Bustamante,⁶² P. G. Jones,¹⁰¹ H. Jung,⁴³ A. Jusko,¹⁰¹ V. Kadyshevskiy,⁶⁵ P. Kalinak,⁵⁸ A. Kalweit,³⁶ J. Kamin,⁵² J. H. Kang,¹³⁵ V. Kaplin,⁷⁵ S. Kar,¹³⁰ A. Karasu Uysal,⁶⁸ O. Karavichev,⁵⁵ T. Karavicheva,⁵⁵ E. Karpechev,⁵⁵ U. Keschull,⁵¹ R. Keidel,¹³⁶ D. L. D. Keijdener,⁵⁶ M. Keil,³⁶ K. H. Khan,¹⁶ M. M. Khan,¹⁹ P. Khan,¹⁰⁰ S. A. Khan,¹³⁰ A. Khanzadeev,⁸⁴ Y. Kharlov,¹¹¹ B. Kileng,³⁷ B. Kim,¹³⁵ D. W. Kim,^{67,43} D. J. Kim,¹²¹ H. Kim,¹³⁵ J. S. Kim,⁴³ M. Kim,⁴³ M. Kim,¹³⁵ S. Kim,²¹ T. Kim,¹³⁵ S. Kirsch,⁴² I. Kisel,⁴² S. Kiselev,⁵⁷ A. Kisiel,¹³¹ G. Kiss,¹³³ J. L. Klay,⁶ C. Klein,⁵² J. Klein,⁹² C. Klein-Bösing,⁵³ A. Kluge,³⁶ M. L. Knichel,⁹² A. G. Knospe,¹¹⁶ T. Kobayashi,¹²⁶ C. Kobdaj,¹¹³ M. Kofarago,³⁶ M. K. Köhler,⁹⁶ T. Kollegger,^{42,96} A. Kolojvari,¹²⁹ V. Kondratiev,¹²⁹ N. Kondratyeva,⁷⁵ E. Kondratyuk,¹¹¹ A. Konevskikh,⁵⁵ C. Kouzinopoulos,³⁶ V. Kovalenko,¹²⁹ M. Kowalski,^{115,36} S. Kox,⁷⁰ G. Koyithatta Meethalevedu,⁴⁷ J. Kral,¹²¹ I. Králik,⁵⁸ A. Kravčáková,⁴⁰ M. Krelina,³⁹ M. Kretz,⁴² M. Krivda,^{101,58} F. Krizek,⁸² E. Kryshen,³⁶ M. Krzewicki,^{42,96} A.M. Kubera,²⁰ V. Kučera,⁸² Y. Kucheriaev,^{99,*} T. Kugathanan,³⁶ C. Kuhn,⁵⁴ P. G. Kuijer,⁸⁰ I. Kulakov,⁴² J. Kumar,⁴⁷ P. Kurashvili,⁷⁶ A. Kurepin,⁵⁵ A.B. Kurepin,⁵⁵ A. Kuryakin,⁹⁸ S. Kushpil,⁸² M. J. Kweon,⁴⁹ Y. Kwon,¹³⁵ S. L. La Pointe,¹¹⁰ P. La Rocca,²⁹ C. Lagana Fernandes,¹¹⁸ I. Lakomov,^{36,50} R. Langoy,⁴¹ C. Lara,⁵¹ A. Lardeux,¹⁵ A. Lattuca,²⁷ E. Laudi,³⁶ R. Lea,²⁶ L. Leardini,⁹² G. R. Lee,¹⁰¹ S. Lee,¹³⁵ I. Legrand,³⁶ J. Lehnert,⁵² R. C. Lemmon,⁸¹ V. Lenti,¹⁰³ E. Leogrande,⁵⁶ I. León Monzón,¹¹⁷ M. Leoncino,²⁷ P. Lévai,¹³³ S. Li,^{7,69} X. Li,¹⁴ J. Lien,⁴¹ R. Lietava,¹⁰¹ S. Lindal,²² V. Lindenstruth,⁴² C. Lippmann,⁹⁶ M. A. Lisa,²⁰ H. M. Ljunggren,³⁴ D. F. Lodato,⁵⁶ P. I. Loenne,¹⁸ V. R. Loggins,¹³² V. Loginov,⁷⁵ C. Loizides,⁷³ K. Lokesh,^{78,86} X. Lopez,⁶⁹ E. López Torres,⁹ A. Lowe,¹³³ X.-G. Lu,⁹² P. Luettig,⁵² M. Lunardon,³⁰ G. Luparello,^{26,56} A. Maevskaya,⁵⁵ M. Mager,³⁶ S. Mahajan,⁸⁹ S. M. Mahmood,²² A. Maire,⁵⁴ R. D. Majka,¹³⁴ M. Malaev,⁸⁴ I. Maldonado Cervantes,⁶² L. Malinina,^{65,†} D. Mal'Kevich,⁵⁷ P. Malzacher,⁹⁶ A. Mamonov,⁹⁸ L. Manceau,¹¹⁰ V. Manko,⁹⁹ F. Manso,⁶⁹ V. Manzari,^{103,36} M. Marchisone,²⁷ J. Mareš,⁵⁹ G. V. Margagliotti,²⁶ A. Margotti,¹⁰⁴ J. Margutti,⁵⁶ A. Marín,⁹⁶ C. Markert,¹¹⁶ M. Marquard,⁵² I. Martashvili,¹²³ N. A. Martin,⁹⁶ J. Martin Blanco,¹¹² P. Martinengo,³⁶ M. I. Martínez,² G. Martínez García,¹¹² M. Martinez Pedreira,³⁶ Y. Martynov,³ A. Mas,¹¹⁸ S. Masciocchi,⁹⁶ M. Maserà,²⁷ A. Masoni,¹⁰⁵ L. Massacrier,¹¹² A. Mastroserio,³³ A. Matyja,¹¹⁵ C. Mayer,¹¹⁵ J. Mazer,¹²³ M. A. Mazzoni,¹⁰⁸ D. McDonald,¹²⁰ F. Meddi,²⁴ A. Menchaca-Rocha,⁶³ E. Meninno,³¹ J. Mercado Pérez,⁹² M. Meres,³⁸ Y. Miake,¹²⁶ M. M. Mieskolainen,⁴⁵ K. Mikhaylov,^{57,65} L. Milano,³⁶ J. Milosevic,^{22,‡} L. M. Minervini,^{103,23} A. Mischke,⁵⁶ A.N. Mishra,⁴⁸ D. Miśkowiec,⁹⁶ J. Mitra,¹³⁰ C. M. Mitu,⁶¹ N. Mohammadi,⁵⁶ B. Mohanty,^{130,78} L. Molnar,⁵⁴ L. Montano Zetina,¹¹ E. Montes,¹⁰ M. Morando,³⁰ D. A. Moreira De Godoy,¹¹² S. Moretto,³⁰ A. Morreale,¹¹² A. Morsch,³⁶ V. Muccifora,⁷¹ E. Mudnic,¹¹⁴ D. Mühlheim,⁵³ S. Muhuri,¹³⁰ M. Mukherjee,¹³⁰ H. Müller,³⁶ J. D. Mulligan,¹³⁴ M. G. Munhoz,¹¹⁸ S. Murray,⁶⁴ L. Musa,³⁶ J. Musinsky,⁵⁸ B. K. Nandi,⁴⁷ R. Nania,¹⁰⁴ E. Nappi,¹⁰³ M. U. Naru,¹⁶ C. Nattrass,¹²³ K. Nayak,⁷⁸ T. K. Nayak,¹³⁰ S. Nazarenko,⁹⁸ A. Nedosekin,⁵⁷ L. Nellen,⁶² F. Ng,¹²⁰ M. Nicassio,⁹⁶ M. Niculescu,^{61,36} J. Niedziela,³⁶ B. S. Nielsen,⁷⁹ S. Nikolaev,⁹⁹ S. Nikulin,⁹⁹ V. Nikulin,⁸⁴ F. Noferini,^{104,12} P. Nomokonov,⁶⁵ G. Nooren,⁵⁶ J. Norman,¹²² A. Nyanin,⁹⁹

J. Nystrand,¹⁸ H. Oeschler,⁹² S. Oh,¹³⁴ S. K. Oh,^{66,§} A. Ohlson,³⁶ A. Okatan,⁶⁸ T. Okubo,⁴⁶ L. Olah,¹³³ J. Oleniacz,¹³¹ A. C. Oliveira Da Silva,¹¹⁸ M. H. Oliver,¹³⁴ J. Onderwaater,⁹⁶ C. Oppedisano,¹¹⁰ A. Ortiz Velasquez,⁶² A. Oskarsson,³⁴ J. Otwinowski,^{96,115} K. Oyama,⁹² M. Ozdemir,⁵² Y. Pachmayer,⁹² P. Pagano,³¹ G. Paic,⁶² C. Pajares,¹⁷ S. K. Pal,¹³⁰ J. Pan,¹³² D. Pant,⁴⁷ V. Papikyan,¹ G. S. Pappalardo,¹⁰⁶ P. Pareek,⁴⁸ W. J. Park,⁹⁶ S. Parmar,⁸⁶ A. Passfeld,⁵³ V. Patricchio,¹⁰³ B. Paul,¹⁰⁰ T. Pawlak,¹³¹ T. Peitzmann,⁵⁶ H. Pereira Da Costa,¹⁵ E. Pereira De Oliveira Filho,¹¹⁸ D. Peresunko,^{75,99} C. E. Pérez Lara,⁸⁰ V. Peskov,⁵² Y. Pestov,⁵ V. Petráček,³⁹ V. Petrov,¹¹¹ M. Petrovici,⁷⁷ C. Petta,²⁹ S. Piano,¹⁰⁹ M. Pikna,³⁸ P. Pillot,¹¹² O. Pinazza,^{104,36} L. Pinsky,¹²⁰ D. B. Piyarathna,¹²⁰ M. Płoskoń,⁷³ M. Planinic,¹²⁷ J. Pluta,¹³¹ S. Pochybova,¹³³ P. L. M. Podesta-Lerma,¹¹⁷ M. G. Poghosyan,⁸⁵ B. Polichtchouk,¹¹¹ N. Poljak,¹²⁷ W. Poonsawat,¹¹³ A. Pop,⁷⁷ S. Porteboeuf-Houssais,⁶⁹ J. Porter,⁷³ J. Pospisil,⁸² S. K. Prasad,⁴ R. Preghenella,^{104,36} F. Prino,¹¹⁰ C. A. Pruneau,¹³² I. Pshenichnov,⁵⁵ M. Puccio,¹¹⁰ G. Puddu,²⁵ P. Pujahari,¹³² V. Punin,⁹⁸ J. Putschke,¹³² H. Qvigstad,²² A. Rachevski,¹⁰⁹ S. Raha,⁴ S. Rajput,⁸⁹ J. Rak,¹²¹ A. Rakotozafindrabe,¹⁵ L. Ramello,³² R. Raniwala,⁹⁰ S. Raniwala,⁹⁰ S. S. Räsänen,⁴⁵ B. T. Rascanu,⁵² D. Rathee,⁸⁶ V. Razazi,²⁵ K. F. Read,¹²³ J. S. Real,⁷⁰ K. Redlich,^{76,||} R. J. Reed,¹³² A. Rehman,¹⁸ P. Reichelt,⁵² M. Reicher,⁵⁶ F. Reidt,^{36,92} X. Ren,⁷ R. Renfordt,⁵² A. R. Reolon,⁷¹ A. Reshetin,⁵⁵ F. Rettig,⁴² J.-P. Revol,¹² K. Reygers,⁹² V. Riabov,⁸⁴ R. A. Ricci,⁷² T. Richert,³⁴ M. Richter,²² P. Riedler,³⁶ W. Riegler,³⁶ F. Riggi,²⁹ C. Ristea,⁶¹ A. Rivetti,¹¹⁰ E. Rocco,⁵⁶ M. Rodríguez Cahuantzi,^{11,2} A. Rodríguez Manso,⁸⁰ K. Røed,²² E. Rogochaya,⁶⁵ D. Rohr,⁴² D. Röhrich,¹⁸ R. Romita,¹²² F. Ronchetti,⁷¹ L. Ronflette,¹¹² P. Rosnet,⁶⁹ A. Rossi,³⁶ F. Roukoutakis,⁸⁷ A. Roy,⁴⁸ C. Roy,⁵⁴ P. Roy,¹⁰⁰ A. J. Rubio Montero,¹⁰ R. Rui,²⁶ R. Russo,²⁷ E. Ryabinkin,⁹⁹ Y. Ryabov,⁸⁴ A. Rybicki,¹¹⁵ S. Sadovsky,¹¹¹ K. Šafařík,³⁶ B. Sahlmuller,⁵² P. Sahoo,⁴⁸ R. Sahoo,⁴⁸ S. Sahoo,⁶⁰ P. K. Sahu,⁶⁰ J. Saini,¹³⁰ S. Sakai,⁷¹ M. A. Saleh,¹³² C. A. Salgado,¹⁷ J. Salzwedel,²⁰ S. Sambyal,⁸⁹ V. Samsonov,⁸⁴ X. Sanchez Castro,⁵⁴ L. Šándor,⁵⁸ A. Sandoval,⁶³ M. Sano,¹²⁶ G. Santagati,²⁹ D. Sarkar,¹³⁰ E. Scapparone,¹⁰⁴ F. Scarlassara,³⁰ R. P. Scharenberg,⁹⁴ C. Schiaua,⁷⁷ R. Schicker,⁹² C. Schmidt,⁹⁶ H. R. Schmidt,³⁵ S. Schuchmann,⁵² J. Schukraft,³⁶ M. Schulc,³⁹ T. Schuster,¹³⁴ Y. Schutz,^{112,36} K. Schwarz,⁹⁶ K. Schweda,⁹⁶ G. Scioli,²⁸ E. Scomparin,¹¹⁰ R. Scott,¹²³ K. S. Seeder,¹¹⁸ J. E. Seger,⁸⁵ Y. Sekiguchi,¹²⁵ I. Selyuzhenkov,⁹⁶ K. Senosi,⁶⁴ J. Seo,^{66,95} E. Serradilla,^{63,10} A. Sevcenco,⁶¹ A. Shabanov,⁵⁵ A. Shabetai,¹¹² O. Shadura,³ R. Shahoyan,³⁶ A. Shangaraev,¹¹¹ A. Sharma,⁸⁹ N. Sharma,^{60,123} K. Shigaki,⁴⁶ K. Shtejer,^{27,9} Y. Sibiriak,⁹⁹ S. Siddhanta,¹⁰⁵ K. M. Siewlewiec,³⁶ T. Siemiarczuk,⁷⁶ D. Silvermyr,^{83,34} C. Silvestre,⁷⁰ G. Simatovic,¹²⁷ G. Simonetti,³⁶ R. Singaraju,¹³⁰ R. Singh,^{89,78} S. Singha,^{78,130} V. Singhal,¹³⁰ B. C. Sinha,¹³⁰ T. Sinha,¹⁰⁰ B. Sitar,³⁸ M. Sitta,³² T. B. Skaali,²² K. Skjerdal,¹⁸ M. Slupecki,¹²¹ N. Smirnov,¹³⁴ R. J. M. Snellings,⁵⁶ T. W. Snellman,¹²¹ C. Sogaard,³⁴ R. Soltz,⁷⁴ J. Song,⁹⁵ M. Song,¹³⁵ Z. Song,⁷ F. Soramel,³⁰ S. Sorensen,¹²³ M. Spacek,³⁹ E. Spiriti,⁷¹ I. Sputowska,¹¹⁵ M. Spyropoulou-Stassinaki,⁸⁷ B. K. Srivastava,⁹⁴ J. Stachel,⁹² I. Stan,⁶¹ G. Stefanek,⁷⁶ M. Steinpreis,²⁰ E. Stenlund,³⁴ G. Steyn,⁶⁴ J. H. Stiller,⁹² D. Stocco,¹¹² P. Strmen,³⁸ A. A. P. Suaide,¹¹⁸ T. Sugitate,⁴⁶ C. Suire,⁵⁰ M. Suleymanov,¹⁶ R. Sultanov,⁵⁷ M. Šumbera,⁸² T. J. M. Symons,⁷³ A. Szabo,³⁸ A. Szanto de Toledo,¹¹⁸ I. Szarka,³⁸ A. Szczepankiewicz,³⁶ M. Szymanski,¹³¹ J. Takahashi,¹¹⁹ N. Tanaka,¹²⁶ M. A. Tangaro,³³ J. D. Tapia Takaki,^{50,¶} A. Tarantola Peloni,⁵² M. Tariq,¹⁹ M. G. Tarzila,⁷⁷ A. Tauro,³⁶ G. Tejada Muñoz,² A. Telesca,³⁶ K. Terasaki,¹²⁵ C. Terrevoli,^{30,25} B. Teyssier,¹²⁸ J. Thäder,^{96,73} D. Thomas,^{56,116} R. Tieulent,¹²⁸ A. R. Timmins,¹²⁰ A. Toia,⁵² S. Trogolo,¹¹⁰ V. Trubnikov,³ W. H. Trzaska,¹²¹ T. Tsuji,¹²⁵ A. Tumkin,⁹⁸ R. Turrisi,¹⁰⁷ T. S. Tveter,²² K. Ullaland,¹⁸ A. Uras,¹²⁸ G. L. Usai,²⁵ A. Utrobicic,¹²⁷ M. Vajzer,⁸² M. Vala,⁵⁸ L. Valencia Palomo,⁶⁹ S. Vallero,²⁷ J. Van Der Maarel,⁵⁶ J. W. Van Hoorne,³⁶ M. van Leeuwen,⁵⁶ T. Vanat,⁸² P. Vande Vyvre,³⁶ D. Varga,¹³³ A. Vargas,² M. Vargyas,¹²¹ R. Varma,⁴⁷ M. Vasileiou,⁸⁷ A. Vasiliev,⁹⁹ A. Vauthier,⁷⁰ V. Vechernin,¹²⁹ A. M. Veen,⁵⁶ M. Veldhoen,⁵⁶ A. Velure,¹⁸ M. Venaruzzo,⁷² E. Vercellin,²⁷ S. Vergara Limón,² R. Vernet,⁸ M. Verweij,¹³² L. Vickovic,¹¹⁴ G. Viesti,³⁰ J. Viinikainen,¹²¹ Z. Vilakazi,¹²⁴ O. Villalobos Baillie,¹⁰¹ A. Vinogradov,⁹⁹ L. Vinogradov,¹²⁹ Y. Vinogradov,⁹⁸ T. Virgili,³¹ V. Vislavicius,³⁴ Y. P. Vijoyi,¹³⁰ A. Vodopyanov,⁶⁵ M. A. Völkl,⁹² K. Voloshin,⁵⁷ S. A. Voloshin,¹³² G. Volpe,^{36,133} B. von Haller,³⁶ I. Vorobyev,⁹¹ D. Vranic,^{96,36} J. Vrláková,⁴⁰ B. Vulpescu,⁶⁹ A. Vyushin,⁹⁸ B. Wagner,¹⁸ J. Wagner,⁹⁶ H. Wang,⁵⁶ M. Wang,^{7,112} Y. Wang,⁹² D. Watanabe,¹²⁶ M. Weber,^{36,120} S. G. Weber,⁹⁶ J. P. Wessels,⁵³ U. Westerhoff,⁵³ J. Wiechula,³⁵ J. Wikne,²² M. Wilde,⁵³ G. Wilk,⁷⁶ J. Wilkinson,⁹² M. C. S. Williams,¹⁰⁴ B. Windelband,⁹² M. Winn,⁹² C. G. Yaldo,¹³² Y. Yamaguchi,¹²⁵ H. Yang,⁵⁶ P. Yang,⁷ S. Yano,⁴⁶ S. Yasnopolskiy,⁹⁹ Z. Yin,⁷ H. Yokoyama,¹²⁶ I.-K. Yoo,⁹⁵ V. Yurchenko,³ I. Yushmanov,⁹⁹ A. Zaborowska,¹³¹ V. Zaccolo,⁷⁹ A. Zaman,¹⁶ C. Zampolli,¹⁰⁴ H. J. C. Zanoli,¹¹⁸ S. Zaporozhets,⁶⁵ A. Zarochentsev,¹²⁹ P. Závada,⁵⁹ N. Zaviyalov,⁹⁸ H. Zbroszczyk,¹³¹ I. S. Zgura,⁶¹ M. Zhalov,⁸⁴ H. Zhang,⁷ X. Zhang,⁷³ Y. Zhang,⁷ C. Zhao,²² N. Zhigareva,⁵⁷ D. Zhou,⁷ Y. Zhou,⁵⁶ Z. Zhou,¹⁸ H. Zhu,⁷ J. Zhu,^{7,112} X. Zhu,⁷ A. Zichichi,^{12,28} A. Zimmermann,⁹² M. B. Zimmermann,^{53,36} G. Zinovjev,³ and M. Zyzak⁴²

(ALICE Collaboration)

¹A. I. Alikhanyan National Science Laboratory (Yerevan Physics Institute) Foundation, Yerevan, Armenia²Benemérita Universidad Autónoma de Puebla, Puebla, Mexico³Bogolyubov Institute for Theoretical Physics, Kiev, Ukraine⁴Bose Institute, Department of Physics and Centre for Astroparticle Physics and Space Science (CAPSS), Kolkata, India⁵Budker Institute for Nuclear Physics, Novosibirsk, Russia⁶California Polytechnic State University, San Luis Obispo, California, USA⁷Central China Normal University, Wuhan, China⁸Centre de Calcul de l'IN2P3, Villeurbanne, France

- ⁹*Centro de Aplicaciones Tecnológicas y Desarrollo Nuclear (CEADEN), Havana, Cuba*
- ¹⁰*Centro de Investigaciones Energéticas Medioambientales y Tecnológicas (CIEMAT), Madrid, Spain*
- ¹¹*Centro de Investigación y de Estudios Avanzados (CINVESTAV), Mexico City and Mérida, Mexico*
- ¹²*Centro Fermi-Museo Storico della Fisica e Centro Studi e Ricerche “Enrico Fermi,” Rome, Italy*
- ¹³*Chicago State University, Chicago, Illinois, USA*
- ¹⁴*China Institute of Atomic Energy, Beijing, China*
- ¹⁵*Commissariat à l’Energie Atomique, IRFU, Saclay, France*
- ¹⁶*COMSATS Institute of Information Technology (CIIT), Islamabad, Pakistan*
- ¹⁷*Departamento de Física de Partículas and IGFAE, Universidad de Santiago de Compostela, Santiago de Compostela, Spain*
- ¹⁸*Department of Physics and Technology, University of Bergen, Bergen, Norway*
- ¹⁹*Department of Physics, Aligarh Muslim University, Aligarh, India*
- ²⁰*Department of Physics, Ohio State University, Columbus, Ohio, USA*
- ²¹*Department of Physics, Sejong University, Seoul, South Korea*
- ²²*Department of Physics, University of Oslo, Oslo, Norway*
- ²³*Dipartimento di Elettrotecnica ed Elettronica del Politecnico, Bari, Italy*
- ²⁴*Dipartimento di Fisica dell’Università “La Sapienza” and Sezione INFN Rome, Italy*
- ²⁵*Dipartimento di Fisica dell’Università and Sezione INFN, Cagliari, Italy*
- ²⁶*Dipartimento di Fisica dell’Università and Sezione INFN, Trieste, Italy*
- ²⁷*Dipartimento di Fisica dell’Università and Sezione INFN, Turin, Italy*
- ²⁸*Dipartimento di Fisica e Astronomia dell’Università and Sezione INFN, Bologna, Italy*
- ²⁹*Dipartimento di Fisica e Astronomia dell’Università and Sezione INFN, Catania, Italy*
- ³⁰*Dipartimento di Fisica e Astronomia dell’Università and Sezione INFN, Padova, Italy*
- ³¹*Dipartimento di Fisica “E.R. Caianiello” dell’Università and Gruppo Collegato INFN, Salerno, Italy*
- ³²*Dipartimento di Scienze e Innovazione Tecnologica dell’Università del Piemonte Orientale and Gruppo Collegato INFN, Alessandria, Italy*
- ³³*Dipartimento Interateneo di Fisica “M. Merlin” and Sezione INFN, Bari, Italy*
- ³⁴*Division of Experimental High Energy Physics, University of Lund, Lund, Sweden*
- ³⁵*Eberhard Karls Universität Tübingen, Tübingen, Germany*
- ³⁶*European Organization for Nuclear Research (CERN), Geneva, Switzerland*
- ³⁷*Faculty of Engineering, Bergen University College, Bergen, Norway*
- ³⁸*Faculty of Mathematics, Physics and Informatics, Comenius University, Bratislava, Slovakia*
- ³⁹*Faculty of Nuclear Sciences and Physical Engineering, Czech Technical University in Prague, Prague, Czech Republic*
- ⁴⁰*Faculty of Science, P. J. Šafárik University, Košice, Slovakia*
- ⁴¹*Faculty of Technology, Buskerud and Vestfold University College, Vestfold, Norway*
- ⁴²*Frankfurt Institute for Advanced Studies, Johann Wolfgang Goethe-Universität Frankfurt, Frankfurt, Germany*
- ⁴³*Gangneung-Wonju National University, Gangneung, South Korea*
- ⁴⁴*Gauhati University, Department of Physics, Guwahati, India*
- ⁴⁵*Helsinki Institute of Physics (HIP), Helsinki, Finland*
- ⁴⁶*Hiroshima University, Hiroshima, Japan*
- ⁴⁷*Indian Institute of Technology Bombay (IIT), Mumbai, India*
- ⁴⁸*Indian Institute of Technology Indore, Indore (IITI), India*
- ⁴⁹*Inha University, Incheon, South Korea*
- ⁵⁰*Institut de Physique Nucléaire d’Orsay (IPNO), Université Paris-Sud, CNRS-IN2P3, Orsay, France*
- ⁵¹*Institut für Informatik, Johann Wolfgang Goethe-Universität Frankfurt, Frankfurt, Germany*
- ⁵²*Institut für Kernphysik, Johann Wolfgang Goethe-Universität Frankfurt, Frankfurt, Germany*
- ⁵³*Institut für Kernphysik, Westfälische Wilhelms-Universität Münster, Münster, Germany*
- ⁵⁴*Institut Pluridisciplinaire Hubert Curien (IPHC), Université de Strasbourg, CNRS-IN2P3, Strasbourg, France*
- ⁵⁵*Institute for Nuclear Research, Academy of Sciences, Moscow, Russia*
- ⁵⁶*Institute for Subatomic Physics of Utrecht University, Utrecht, Netherlands*
- ⁵⁷*Institute for Theoretical and Experimental Physics, Moscow, Russia*
- ⁵⁸*Institute of Experimental Physics, Slovak Academy of Sciences, Košice, Slovakia*
- ⁵⁹*Institute of Physics, Academy of Sciences of the Czech Republic, Prague, Czech Republic*
- ⁶⁰*Institute of Physics, Bhubaneswar, India*
- ⁶¹*Institute of Space Science (ISS), Bucharest, Romania*
- ⁶²*Instituto de Ciencias Nucleares, Universidad Nacional Autónoma de México, Mexico City, Mexico*
- ⁶³*Instituto de Física, Universidad Nacional Autónoma de México, Mexico City, Mexico*
- ⁶⁴*iThemba LABS, National Research Foundation, Somerset West, South Africa*
- ⁶⁵*Joint Institute for Nuclear Research (JINR), Dubna, Russia*
- ⁶⁶*Konkuk University, Seoul, South Korea*
- ⁶⁷*Korea Institute of Science and Technology Information, Daejeon, South Korea*

- ⁶⁸*KTO Karatay University, Konya, Turkey*
- ⁶⁹*Laboratoire de Physique Corpusculaire (LPC), Clermont Université, Université Blaise Pascal, CNRS-IN2P3, Clermont-Ferrand, France*
- ⁷⁰*Laboratoire de Physique Subatomique et de Cosmologie, Université Grenoble-Alpes, CNRS-IN2P3, Grenoble, France*
- ⁷¹*Laboratori Nazionali di Frascati, INFN, Frascati, Italy*
- ⁷²*Laboratori Nazionali di Legnaro, INFN, Legnaro, Italy*
- ⁷³*Lawrence Berkeley National Laboratory, Berkeley, California, USA*
- ⁷⁴*Lawrence Livermore National Laboratory, Livermore, California, USA*
- ⁷⁵*Moscow Engineering Physics Institute, Moscow, Russia*
- ⁷⁶*National Centre for Nuclear Studies, Warsaw, Poland*
- ⁷⁷*National Institute for Physics and Nuclear Engineering, Bucharest, Romania*
- ⁷⁸*National Institute of Science Education and Research, Bhubaneswar, India*
- ⁷⁹*Niels Bohr Institute, University of Copenhagen, Copenhagen, Denmark*
- ⁸⁰*Nikhef, National Institute for Subatomic Physics, Amsterdam, Netherlands*
- ⁸¹*Nuclear Physics Group, STFC Daresbury Laboratory, Daresbury, United Kingdom*
- ⁸²*Nuclear Physics Institute, Academy of Sciences of the Czech Republic, Řež u Prahy, Czech Republic*
- ⁸³*Oak Ridge National Laboratory, Oak Ridge, Tennessee, USA*
- ⁸⁴*Petersburg Nuclear Physics Institute, Gatchina, Russia*
- ⁸⁵*Physics Department, Creighton University, Omaha, Nebraska, USA*
- ⁸⁶*Physics Department, Panjab University, Chandigarh, India*
- ⁸⁷*Physics Department, University of Athens, Athens, Greece*
- ⁸⁸*Physics Department, University of Cape Town, Cape Town, South Africa*
- ⁸⁹*Physics Department, University of Jammu, Jammu, India*
- ⁹⁰*Physics Department, University of Rajasthan, Jaipur, India*
- ⁹¹*Physik Department, Technische Universität München, Munich, Germany*
- ⁹²*Physikalisches Institut, Ruprecht-Karls-Universität Heidelberg, Heidelberg, Germany*
- ⁹³*Politecnico di Torino, Turin, Italy*
- ⁹⁴*Purdue University, West Lafayette, Indiana, USA*
- ⁹⁵*Pusan National University, Pusan, South Korea*
- ⁹⁶*Research Division and ExtreMe Matter Institute EMMI, GSI Helmholtzzentrum für Schwerionenforschung, Darmstadt, Germany*
- ⁹⁷*Rudjer Bošković Institute, Zagreb, Croatia*
- ⁹⁸*Russian Federal Nuclear Center (VNIIEF), Sarov, Russia*
- ⁹⁹*Russian Research Centre Kurchatov Institute, Moscow, Russia*
- ¹⁰⁰*Saha Institute of Nuclear Physics, Kolkata, India*
- ¹⁰¹*School of Physics and Astronomy, University of Birmingham, Birmingham, United Kingdom*
- ¹⁰²*Sección Física, Departamento de Ciencias, Pontificia Universidad Católica del Perú, Lima, Peru*
- ¹⁰³*Sezione INFN, Bari, Italy*
- ¹⁰⁴*Sezione INFN, Bologna, Italy*
- ¹⁰⁵*Sezione INFN, Cagliari, Italy*
- ¹⁰⁶*Sezione INFN, Catania, Italy*
- ¹⁰⁷*Sezione INFN, Padova, Italy*
- ¹⁰⁸*Sezione INFN, Rome, Italy*
- ¹⁰⁹*Sezione INFN, Trieste, Italy*
- ¹¹⁰*Sezione INFN, Turin, Italy*
- ¹¹¹*SSC IHEP of NRC Kurchatov institute, Protvino, Russia*
- ¹¹²*SUBATECH, Ecole des Mines de Nantes, Université de Nantes, CNRS-IN2P3, Nantes, France*
- ¹¹³*Suranaree University of Technology, Nakhon Ratchasima, Thailand*
- ¹¹⁴*Technical University of Split FESB, Split, Croatia*
- ¹¹⁵*The Henryk Niewodniczanski Institute of Nuclear Physics, Polish Academy of Sciences, Cracow, Poland*
- ¹¹⁶*The University of Texas at Austin, Physics Department, Austin, Texas, USA*
- ¹¹⁷*Universidad Autónoma de Sinaloa, Culiacán, Mexico*
- ¹¹⁸*Universidade de São Paulo (USP), São Paulo, Brazil*
- ¹¹⁹*Universidade Estadual de Campinas (UNICAMP), Campinas, Brazil*
- ¹²⁰*University of Houston, Houston, Texas, USA*
- ¹²¹*University of Jyväskylä, Jyväskylä, Finland*
- ¹²²*University of Liverpool, Liverpool, United Kingdom*
- ¹²³*University of Tennessee, Knoxville, Tennessee, USA*
- ¹²⁴*University of the Witwatersrand, Johannesburg, South Africa*
- ¹²⁵*University of Tokyo, Tokyo, Japan*
- ¹²⁶*University of Tsukuba, Tsukuba, Japan*

¹²⁷*University of Zagreb, Zagreb, Croatia*

¹²⁸*Université de Lyon, Université Lyon 1, CNRS/IN2P3, IPN-Lyon, Villeurbanne, France*

¹²⁹*V. Fock Institute for Physics, St. Petersburg State University, St. Petersburg, Russia*

¹³⁰*Variable Energy Cyclotron Centre, Kolkata, India*

¹³¹*Warsaw University of Technology, Warsaw, Poland*

¹³²*Wayne State University, Detroit, Michigan, USA*

¹³³*Wigner Research Centre for Physics, Hungarian Academy of Sciences, Budapest, Hungary*

¹³⁴*Yale University, New Haven, Connecticut, USA*

¹³⁵*Yonsei University, Seoul, South Korea*

¹³⁶*Zentrum für Technologietransfer und Telekommunikation (ZTT), Fachhochschule Worms, Worms, Germany*

*Deceased.

†Also at M. V. Lomonosov Moscow State University, D.V. Skobeltsyn Institute of Nuclear Physics, Moscow, Russia.

‡Also at University of Belgrade, Faculty of Physics and “Vinča” Institute of Nuclear Sciences, Belgrade, Serbia.

§Permanent address: Konkuk University, Seoul, Korea.

||Also at Institute of Theoretical Physics, University of Wrocław, Wrocław, Poland.

¶Also at University of Kansas, Lawrence, Kansas, USA.