

Search for dark matter, extra dimensions, and unparticles in monojet events in proton–proton collisions at $\sqrt{s} = 8$ TeV

CMS Collaboration*

CERN, 1211 Geneva 23, Switzerland

Received: 15 August 2014 / Accepted: 11 May 2015

© CERN for the benefit of the CMS collaboration 2015. This article is published with open access at Springerlink.com

Abstract Results are presented from a search for particle dark matter (DM), extra dimensions, and unparticles using events containing a jet and an imbalance in transverse momentum. The data were collected by the CMS detector in proton–proton collisions at the LHC and correspond to an integrated luminosity of 19.7 fb^{-1} at a centre-of-mass energy of 8 TeV. The number of observed events is found to be consistent with the standard model prediction. Limits are placed on the DM–nucleon scattering cross section as a function of the DM particle mass for spin-dependent and spin-independent interactions. Limits are also placed on the scale parameter M_D in the Arkani-Hamed, Dimopoulos, and Dvali (ADD) model of large extra dimensions, and on the unparticle model parameter Λ_U . The constraints on ADD models and unparticles are the most stringent limits in this channel and those on the DM–nucleon scattering cross section are an improvement over previous collider results.

1 Introduction

This paper describes a search for new physics using the signature of a hadronic jet and an imbalance in transverse energy resulting from undetected particles. We use the term “monojet” to describe events with this topology. Such events can be produced in new physics scenarios, including particle dark matter (DM) production, large extra dimensions, and unparticles. The data sample corresponds to an integrated luminosity of 19.7 fb^{-1} collected by the CMS experiment in proton–proton collisions provided by the CERN LHC at a centre-of-mass energy of 8 TeV.

Particle dark matter has been proposed to explain numerous astrophysical measurements, such as the rotation curves of galaxies and gravitational lensing [1,2]. Popular models of particle dark matter hypothesize the existence of non-relativistic particles that interact weakly with the standard

model (SM) particles. These are known as weakly interacting massive particles (WIMPs). Such models are consistent with the thermal relic abundance for dark matter [3,4] if the WIMPs have weak-scale masses and if their interaction cross section with baryonic matter is of the order of electroweak cross sections. Some new physics scenarios postulated to explain the hierarchy problem also predict the existence of WIMPs [5].

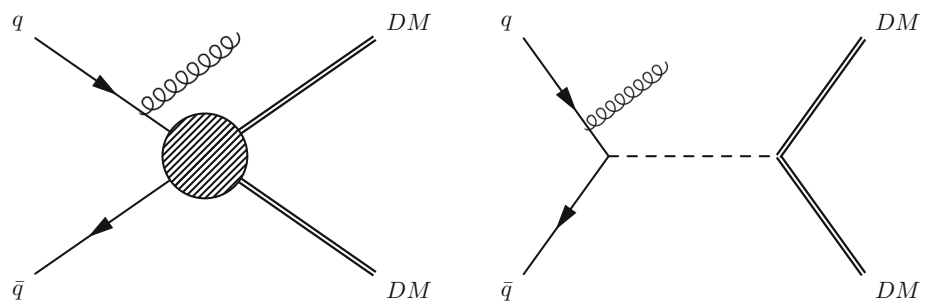
Since WIMPs are weakly interacting and neutral, they are not expected to produce any discernible signal in the LHC detectors. Like neutrinos, they remain undetected and their presence in an event must be inferred from an imbalance of the total momentum of all reconstructed particles in the plane transverse to the beam axis. The magnitude of such an imbalance is referred to as missing transverse energy, denoted by E_T^{miss} . The monojet signature can be used to search for the pair production of WIMPs in association with a jet from initial-state radiation (ISR), which is used to tag or trigger the event.

In this Letter, we investigate two scenarios for producing dark matter particles that have been extensively discussed [6–9]. In the first case, we assume that the mediator responsible for coupling of the SM and DM particles is heavier (\gtrsim few TeV) than the typical energy transfer at the LHC. We can thus assume the interaction to be a contact interaction and work within the framework of an effective field theory. In the second case, we consider the scenario in which the mediator is light enough to be produced at the LHC. Figure 1 shows Feynman diagrams leading to the pair production of DM particles for the case of a contact interaction and the exchange of a mediator.

We study interactions that are vector, axial-vector, and scalar, as described in [6,9], for a Dirac fermion DM particle (χ). The results are not expected to be greatly altered if the DM particle is a Majorana fermion, except that certain interactions are not allowed. Results from previous searches in the monojet channel have been used to set limits on the DM–nucleon scattering cross section as a function of the DM mass [10–12].

* e-mail: cms-publication-committee-chair@cern.ch

Fig. 1 Feynman diagrams for the pair production of DM particles for the case of a contact interaction (*left*) and the exchange of a mediator (*right*)



The Arkani-Hamed, Dimopoulos, and Dvali (ADD) model [13–17] of large extra dimensions mitigates the hierarchy problem [18] by introducing a number δ of extra dimensions. In the simplest scenario, these are compactified over a multidimensional torus with radii R . Gravity is free to propagate into the extra dimensions, while SM particles and interactions are confined to ordinary space–time. The strength of the gravitational force is thus diluted in $3+1$ dimensional space–time, explaining its apparent weakness in comparison to the other fundamental forces. The fundamental Planck scale in $3+\delta$ spatial dimensions, M_D , is related to the apparent Planck scale in 3 dimensions, M_{Pl} as $M_{\text{Pl}}^2 = 8\pi M_D^{(\delta+2)} R^\delta$ [16]. The increased phase space available in the extra dimensions is expected to enhance the production of gravitons, which are weakly interacting and escape undetected, their presence must therefore be inferred by detecting E_T^{miss} . When produced in association with a jet, this gives rise to the monojet signal. Previous searches for large extra dimensions in monophoton and monojet channels have yielded no evidence of new physics [11, 12, 19–25].

Unparticle models [26] postulate the existence of a scale-invariant (conformal) sector, indicating new physics that cannot be described using particles. This conformal sector is connected to the SM at a high mass scale Λ_U . In the low-energy limit, with scale dimension d_u , events appear to correspond to the production of a non-integer number d_u of invisible particles. Assuming these are sufficiently long-lived to decay outside of the detector, they are undetected and so give rise to E_T^{miss} . If Λ_U is assumed to be of order TeV, the effects of unparticles can be studied in the context of an effective field theory at the LHC. Previous searches for unparticles at CMS [24] have yielded no evidence of new physics. Figure 2 shows Feynman diagrams for some of the processes leading to the production of a graviton or unparticle in association with a jet.

2 The CMS detector and event reconstruction

The CMS apparatus features a superconducting solenoid, 12.5 m long with an internal diameter of 6 m, providing a uniform magnetic field of 3.8 T. Within the field volume are

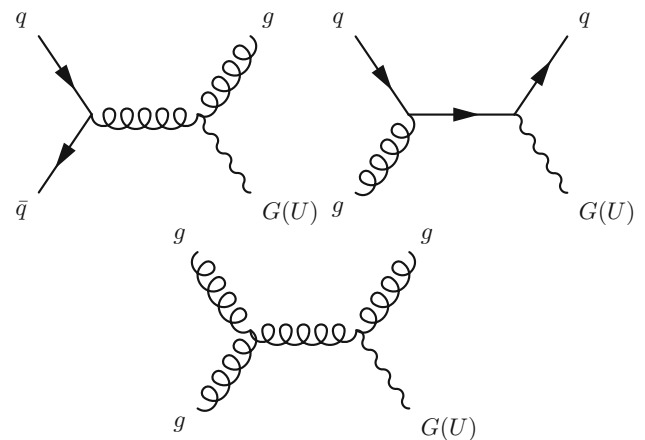


Fig. 2 Feynman diagrams for the production of a graviton (G) or unparticles (U) in association with a jet

a silicon pixel and strip tracker, a crystal electromagnetic calorimeter and a brass/scintillator hadron calorimeter. The momentum resolution for reconstructed tracks in the central region is about 1.5 % for non-isolated particles with transverse momenta (p_T) between 1 and 10 GeV and 2.8 % for isolated particles with p_T of 100 GeV. The calorimeter system surrounds the tracker and consists of a scintillating lead tungstate crystal electromagnetic calorimeter and a brass/scintillator hadron calorimeter with coverage up to $|\eta| = 3$. The quartz/steel forward hadron calorimeters extend the calorimetry coverage up to $|\eta| = 5$.

A system of gas-ionization muon detectors embedded in the steel flux-return yoke of the solenoid allows reconstruction and identification of muons in the $|\eta| < 2.4$ region. Events are recorded using a two-level trigger system. A more detailed description of the CMS detector and the trigger system can be found in [27].

Offline, particle candidates are individually identified using a particle-flow reconstruction [28, 29]. This algorithm reconstructs each particle produced in a collision by combining information from the tracker, the calorimeters, and the muon system, and identifies them as either a charged hadron, neutral hadron, photon, muon, or electron. The candidate particles are then clustered into jets using the anti- k_T algorithm [30] with a distance parameter of 0.5. The energy

resolution for jets is 15 % at p_T of 10 GeV, 8 % at p_T of 100 GeV, and 4 % at p_T of 1 TeV [31]. Corrections are applied to the jet four-momenta as a function of the jet p_T and η to account for residual effects of non-uniform detector response [32]. Contributions from multiple proton–proton collisions overlapping with the event of interest (pileup) are mitigated by discarding charged particles not associated with the primary vertex and accounting for the effects from neutral particles [33]. The E_T^{miss} in this analysis is defined as the magnitude of the vector sum of the transverse momenta of all particles reconstructed in the event, excluding muons.

3 Event selection

Events are collected using two triggers, the first of which has an E_T^{miss} threshold of 120 GeV, where the E_T^{miss} is calculated using calorimeter information only. The second trigger requires a particle-flow jet with $p_T > 80$ GeV and $E_T^{\text{miss}} > 105$ GeV, where the E_T^{miss} is reconstructed using the particle-flow algorithm and excludes muons. This definition of E_T^{miss} allows the control sample of $Z \rightarrow \mu\mu$ events used for estimating the $Z \rightarrow \nu\nu$ background to be collected from the same trigger as the signal sample. The trigger efficiencies are measured to be nearly 100 % for all signal regions. Events are required to have a well-reconstructed primary vertex [34], which is defined as the one with the largest sum of p_T^2 of all the associated tracks, and is assumed to correspond to the hard scattering process. Instrumental and beam-related backgrounds are suppressed by rejecting events where less than 20 % of the energy of the highest p_T jet is carried by charged hadrons, or more than 7 % of this energy is carried by either neutral hadrons or photons. This is very effective in rejecting non-collision backgrounds, which are found to be negligible. The jet with the highest transverse momentum (j_1) is required to have $p_T > 110$ GeV and $|\eta| < 2.4$. As signal events typically contain jets from initial state radiation, a second jet (j_2) with p_T above 30 GeV and $|\eta| < 4.5$ is allowed, provided the second jet is separated from the first in azimuth (ϕ) by less than 2.5 radians, $\Delta\phi(j_1, j_2) < 2.5$. This angular requirement suppresses Quantum ChromoDynamics (QCD) dijet events. Events with more than two jets with $p_T > 30$ GeV and $|\eta| < 4.5$ are discarded, thereby significantly reducing background from top-quark pair $t\bar{t}$ and QCD multijet events. Processes producing leptons, such as W and Z production, dibosons, and top-quark decays, are suppressed by rejecting events with well reconstructed and isolated electrons with $p_T > 10$ GeV, reconstructed muons [35] with $p_T > 10$ GeV and well-identified [36] hadronically decaying tau leptons with $p_T > 20$ GeV and $|\eta| < 2.3$. Electrons and muons are considered isolated if the scalar sum of the p_T of the charged hadrons, neutral hadrons and photon contributions computed in a cone of radius $\sqrt{(\Delta\eta)^2 + (\Delta\phi)^2} = 0.4$ about the lepton

direction, divided by the electron or muon p_T , is less than 0.2. The analysis is performed in seven inclusive regions of E_T^{miss} : $E_T^{\text{miss}} > 250, 300, 350, 400, 450, 500, 550$ GeV.

4 Monte Carlo event generation

The DM signal samples are produced using the leading order (LO) matrix element generator MADGRAPH [37] interfaced with PYTHIA 6.4.26 [38] with tune Z2* [39] for parton showering and hadronization, and the CTEQ 6L1 [40] parton distribution functions (PDFs). The process of DM pair production is generated with up to two additional partons and a transverse momentum requirement of 80 GeV on the partons, with no matching to PYTHIA. Only initial states with gluons and the four lightest quarks are considered and a universal coupling is assumed to all the quarks. The renormalization and factorization scales are set to the sum of $\sqrt{M^2 + p_T^2}$ for all produced particles, where M is the mass of the particle. For the heavy mediator case, where an effective field theory is assumed, DM particles with masses $M_\chi = 1, 10, 100, 200, 400, 700,$ and 1000 GeV are generated. For the case of a light mediator, the mediator mass, M , is varied from 50 GeV all the way up to 10 TeV (to show the effect of the transition to heavy mediators) for DM particle masses of 50 and 500 GeV. Three separate samples are generated for each value of M , with the width, Γ , of the mediator set to $\Gamma = M/3, M/10,$ or $M/8\pi$, where $M/3$ and $M/8\pi$ are taken as the extremes of a wide-width and narrow-width mediator, respectively.

The events for the ADD and unparticle models are generated with PYTHIA 8.130 [41, 42] using tune 4C [43] and the CTEQ 6.6M [40] PDFs. This model is an effective theory and holds only for energies well below M_D (Λ_U) for the graviton (unparticle). For a parton-parton centre-of-mass energy $\sqrt{\hat{s}} > M_D$ (Λ_U), the simulated cross sections of the graviton (unparticle) is suppressed by a factor M_D^4/\hat{s}^2 (Λ_U^4/\hat{s}^2) [42]. The renormalization and factorization scales are set to the geometric mean of the squared transverse mass of the outgoing particles.

The MADGRAPH [44, 45] generator interfaced with PYTHIA 6.4.26 and the CTEQ 6L1 PDFs is used to produce vector bosons in association with jets ($Z + \text{jets}$ and $W + \text{jets}$), $t\bar{t}$, or vector bosons in association with photons ($W\gamma, Z\gamma$). The QCD multijet and diboson (ZZ, WZ, WW) processes are generated with PYTHIA 6.4.26 and CTEQ 6L1 PDFs. Single top-quark events are generated with POWHEG [46, 47] interfaced with PYTHIA 6.4.26 and CTEQ 6.6M PDFs. In all cases, PYTHIA 6.4.26 is used with the Z2* tune. All the generated signal and background events are passed through a GEANT4 [48, 49] simulation of the CMS detector and reconstructed with the same algorithms as used for collision data. The effect of additional proton–proton interactions in each

beam crossing (pileup) is modelled by superimposing minimum bias interactions (obtained using PYTHIA with the Z2* tune) onto the hard interaction, with the multiplicity distribution of primary vertices matching the one observed in data.

5 Background estimate

After the full event selection, there are two dominant backgrounds: $Z + \text{jets}$ events with the Z boson decaying into a pair of neutrinos, denoted $Z(\nu\nu)$; and $W + \text{jets}$ with the W boson decaying leptonically, denoted $W(\ell\nu)$ (where ℓ stands for a charged lepton, and can be replaced by e , μ or τ to denote specific decays to electron, muon, or tau, respectively). Other background processes include: $t\bar{t}$ production; single top quark, denoted ($t\bar{t}$); QCD multijet; diboson processes, including ZZ , WZ , and WW ; and $Z + \text{jets}$ events with the Z boson decaying to charged leptons, denoted $Z(\ell\ell)$. Together, these other background processes constitute $\approx 4\%$ of the total. The dominant backgrounds are estimated from data, as described in detail below, whilst others are taken from simulation, and cross-checked with data. Figure 3 shows the E_T^{miss} distribution of the data and of the expected background, after imposing all the selections described in Sect. 3 and normalised to the estimation from data using the E_T^{miss} threshold of 500 GeV.

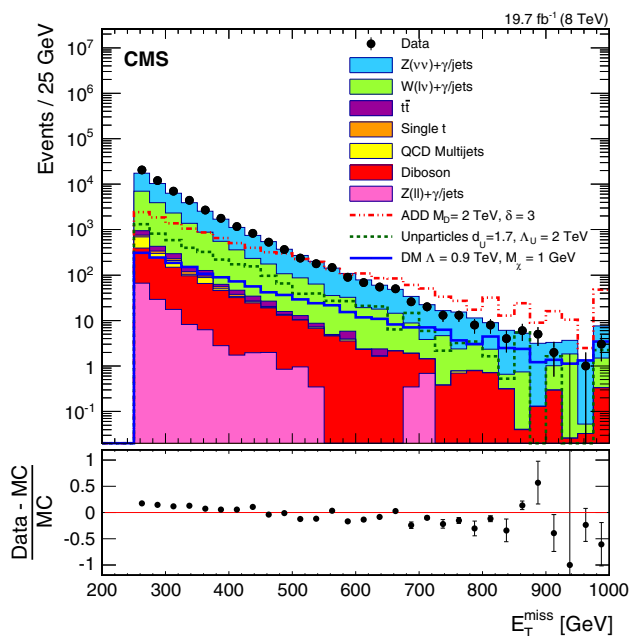


Fig. 3 Missing transverse energy E_T^{miss} after all selections for data and SM backgrounds. The processes contributing to the SM background are from simulation, normalised to the estimation from data using the E_T^{miss} threshold of 500 GeV. The error bars in the lower panel represent the statistical uncertainty. Overflow events are included in the last bin

The background from events containing $Z(\nu\nu)$ decays is estimated from a control data sample of $Z(\mu\mu)$ events, since the kinematic features of the two processes are similar. The control sample is selected by applying the full signal selection, except for the muon veto, and in addition requiring two reconstructed muons with $p_T > 20$ GeV and $|\eta| < 2.4$, with at least one muon also passing the isolation requirement. The reconstructed invariant mass is required to be between 60 and 120 GeV. The distribution of $Z(\nu\nu)$ events is estimated from the observed dimuon control sample after correcting for the following: the estimated background in the dimuon sample; differences in muon acceptance and efficiency with respect to neutrinos; and the ratio of branching fractions for the Z decay to a pair of neutrinos, and to a pair of muons (R_{BF}). The acceptance estimate is taken from the fraction of simulated events that pass all signal selection requirements (except muon veto), having two generated muons with $p_T > 20$ GeV and $|\eta| < 2.4$ and an invariant mass within the Z -boson mass window of 60–120 GeV. The efficiency of the selection, which has the additional requirement that there be at least one isolated muon in the event, is also estimated from simulation. It is corrected to account for differences in the measured muon reconstruction efficiencies in data and simulation. The uncertainty in the $Z(\nu\nu)$ prediction includes both statistical and systematic components. The sources of uncertainty are: (1) the statistical uncertainty in the numbers of $Z(\mu\mu)$ events in the data, (2) uncertainty due to backgrounds contributing to the control sample, (3) uncertainties in the acceptance due to the size of the simulation samples and from PDFs evaluated based on the PDF4LHC [50,51] recommendations, (4) the uncertainty in the selection efficiency as determined from the difference in measured efficiencies in data and simulation and the size of the simulation samples, and (5) the theoretical uncertainty on the ratio of branching fractions [52]. The backgrounds to the $Z(\mu\mu)$ control sample contribute at the level of 3–5 % across the E_T^{miss} signal regions and are predominantly from diboson and $t\bar{t}$ processes. These are taken from simulation and a 50 % uncertainty is assigned to them. The dominant source of uncertainty in the high E_T^{miss} regions is the statistical uncertainty in the number of $Z(\mu\mu)$ events, which is 11 % for $E_T^{\text{miss}} > 500$ GeV. Table 1 summarizes the statistical and systematic uncertainties.

The second-largest background arises from $W + \text{jets}$ events that are not rejected by the lepton veto. This can occur when a lepton (electron or muon) from the W decays (prompt or via leptonic tau decay) fails the identification, isolation or acceptance requirements, or a hadronic tau decay is not identified. The contributions to the signal region from these events are estimated from the $W(\mu\nu) + \text{jets}$ control sample in data. This sample is selected by applying the full signal selection, except the muon veto, and instead requiring an isolated muon with $p_T > 20$ GeV and $|\eta| < 2.4$, and the transverse mass M_T to be between 50 and 100 GeV. Here

Table 1 Summary of the statistical and systematic contributions to the total uncertainty on the $Z(\nu\nu)$ background

E_T^{miss} (GeV) \rightarrow	>250	>300	>350	>400	>450	>500	>550
(1) $Z(\mu\mu)$ + jets statistical unc.	1.7	2.7	4.0	5.6	7.8	11	16
(2) Background	1.4	1.7	2.1	2.4	2.7	3.2	3.9
(3) Acceptance	2.0	2.1	2.1	2.2	2.3	2.6	2.8
(4) Selection efficiency	2.1	2.2	2.2	2.4	2.7	3.1	3.7
(5) R_{BF}	2.0	2.0	2.0	2.0	2.0	2.0	2.0
Total uncertainty (%)	5.1	5.6	6.6	7.9	9.9	13	18

Table 2 Summary of the statistical and systematic contributions to the total uncertainty on the W + jets background from the various factors used in the estimation from data

E_T^{miss} (GeV) \rightarrow	>250	>300	>350	>400	>450	>500	>550
(1) $W(\mu\nu)$ + jets statistical unc.	0.8	1.3	1.9	2.8	3.9	5.5	7.3
(2) Background	2.3	2.3	2.2	2.3	2.4	2.6	2.8
(3) Acceptance and efficiency	4.5	4.6	4.9	5.2	5.7	6.4	7.6
Total uncertainty (%)	5.1	5.3	5.7	6.4	7.3	8.8	11

$M_T = \sqrt{2p_T^\mu E_T^{\text{miss}} (1 - \cos \Delta\phi)}$, where p_T^μ is the transverse momentum of the muon and $\Delta\phi$ is the azimuthal angle between the muon direction of flight and the negative of the sum of the transverse momenta of all the particles reconstructed in the event.

The observed number of events in the W control sample is used to find the numbers of $W(\mu\nu)$ + jets events passing the selection steps prior to the lepton veto. The required corrections for background contamination of the control sample, and for the acceptance and efficiency are taken from simulation. Using these correction factors, we estimate the fraction of events containing muons that are not identified, either due to inefficiencies in the reconstruction or because they have trajectories outside the muon system acceptance. This acceptance and the selection efficiency are also taken from simulation. Such events will not be rejected by the lepton veto and so contribute to the background in the signal region.

In addition, there are similar contributions from W decays to electrons and tau leptons. These contributions are also estimated based on the $W(\mu\nu)$ + jets sample. The ratio of $W(\ell\nu)$ + jets events to $W(\mu\nu)$ + jets events passing the selection steps prior to the lepton veto is taken from simulation, separately for each lepton flavor. The same procedure as that used in the muon case is then applied to obtain the background contribution to the signal region.

The detector acceptances for electrons, muons and tau leptons are obtained from simulation. The lepton selection efficiency is also obtained from simulation, but corrected for any difference between the efficiency measured in data and simulation [53]. A systematic uncertainty of 50 % is assigned to the correction for contamination from background events taken from simulation.

The sources of uncertainty in the W + jets estimation are: (1) the statistical uncertainty in the number of single-muon events in the data, (2) uncertainty in the background events obtained from simulation, (3) uncertainty in acceptance from PDFs and size of the simulation samples and uncertainty in the selection efficiency from the variation in the data/MC scale factor and size of the simulation samples. A summary of the fractional contributions of these uncertainties to the total uncertainty in the W + jets background is shown in Table 2.

The QCD multijet background is estimated by correcting the prediction from simulation with a data/MC scale factor derived from a QCD-enriched region in data. The QCD-enriched region is selected by applying the signal selection but relaxing the requirement on the jet multiplicity and the angular separation between the first and second jet and instead requiring that the azimuth angle between the E_T^{miss} and the second jet is less than 0.3. The p_T threshold for selecting jets (all except the leading jet) is varied from 20 to 80 GeV and an average scale factor is derived from a comparison between data and simulation. The $t\bar{t}$ background is determined from simulation and normalised to the approximate next-to-next-to-leading-order cross section [54], and is validated using a control sample of $e\mu$ events in data. The predictions for the number of diboson (WW, WZ, ZZ) events are also determined from simulation, and normalised to their next-to-leading-order (NLO) cross sections [55]. Predictions for $W\gamma$ and $Z(\nu\nu)\gamma$ events are included in the estimation of W + jets and $Z(\nu\nu)$ + jets from data, as photons are not explicitly vetoed in the estimation of the W + jets and $Z(\nu\nu)$ + jets backgrounds. Single top and $Z(\ell\ell)$ + jets (including $Z(\ell\ell)\gamma$ production) are predicted to contribute ~ 0.3 % of the total background, and are determined from

Table 3 SM background predictions for the numbers of events passing the selection requirements, for various E_T^{miss} thresholds, compared with the observed numbers of events. The uncertainties include both statis-

tical and systematic components. The last two rows give the expected and observed upper limits, at 95 % CL, for the contribution of events from non-SM sources passing the selection requirements

E_T^{miss} (GeV) \rightarrow	>250	>300	>350	>400	>450	>500	>550
Z($\nu\nu$) + jets	32100 \pm 1600	12700 \pm 720	5450 \pm 360	2740 \pm 220	1460 \pm 140	747 \pm 96	362 \pm 64
W + jets	17600 \pm 900	6060 \pm 320	2380 \pm 130	1030 \pm 65	501 \pm 36	249 \pm 22	123 \pm 13
($t\bar{t}$)	446 \pm 220	167 \pm 84	69 \pm 35	31 \pm 16	15 \pm 7.7	6.6 \pm 3.3	2.8 \pm 1.4
Z($\ell\ell$) + jets	139 \pm 70	44 \pm 22	18 \pm 9.0	8.9 \pm 4.4	5.2 \pm 2.6	2.3 \pm 1.2	1.0 \pm 0.5
Single t	155 \pm 77	53 \pm 26	18 \pm 9.1	6.1 \pm 3.1	0.9 \pm 0.4	–	–
QCD multijets	443 \pm 270	94 \pm 57	29 \pm 18	4.9 \pm 3.0	2.0 \pm 1.2	1.0 \pm 0.6	0.5 \pm 0.3
Diboson	980 \pm 490	440 \pm 220	220 \pm 110	118 \pm 59	65 \pm 33	36 \pm 18	20 \pm 10
Total SM	51800 \pm 2000	19600 \pm 830	8190 \pm 400	3930 \pm 230	2050 \pm 150	1040 \pm 100	509 \pm 66
Data	52200	19800	8320	3830	1830	934	519
Exp. upper limit +1 σ	5940	2470	1200	639	410	221	187
Exp. upper limit –1 σ	2870	1270	638	357	168	123	104
Exp. upper limit	4250	1800	910	452	266	173	137
Obs. upper limit	4510	1940	961	397	154	120	142

simulation. A 50 % uncertainty is assigned to these backgrounds. In addition to this 50 % uncertainty, the uncertainty on the QCD background also receives a contribution of 30 % arising from the uncertainty on the data/MC scale factor.

6 Results

A summary of the predictions and corresponding uncertainties for all the SM backgrounds and the data is shown in Table 3 for different values of the E_T^{miss} selection. The observed number of events is consistent with the background expectation, given the statistical and systematic uncertainties. The CL_s method [56–58] is employed for calculating the upper limits on the signal cross section using a profile likelihood ratio as the test-statistic and systematic uncertainties modeled by log-normal distributions. Uncertainties in the signal acceptance (described below) are taken into account when upper limits on the cross section are determined. The expected and observed 95 % confidence level (CL) upper limits on the contribution of events from new physics are also shown. The model-independent upper limits on the visible cross section for non-SM production of events (denoted $\sigma_{\text{vis}}^{\text{BSM}}$) are shown in Fig. 4.

The total systematic uncertainty in the signal yield is found to be approximately 20 % for the vector and axial-vector dark matter models, ADD extra dimensions, and unparticles, and between 20 and 35 % for the scalar dark matter model. The sources of systematic uncertainties considered are: jet energy scale, which is estimated by shifting the four-vectors of the jets by an η - and p_T -dependent factor [32]; PDFs, evaluated using the PDF4LHC prescription from the envelope of

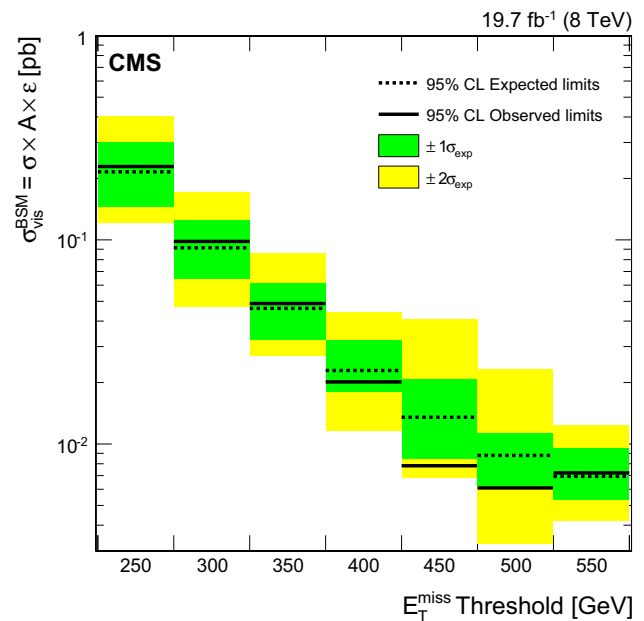


Fig. 4 The model-independent observed and expected 95 % CL upper limits on the visible cross section times acceptance times efficiency ($\sigma \times A \times \epsilon$) for non-SM production of events. Shaded areas show the $\pm 1\sigma$ and $\pm 2\sigma$ bands on the expected limits

the CT10 [59], MSTW2008NLO [60], NNPDF2.1 [61] error sets; renormalization/factorization scales, evaluated by varying simultaneously the renormalization/factorization scale up and down by a factor of 2; modeling of the ISR; simulation of event pileup; and the integrated luminosity measurement. The PDF uncertainty is also evaluated using the LO PDFs (MSTW2008LO [60] and NNPDF21LO [61]) and found to be consistent with the results from the NLO PDFs.

The ISR uncertainty is estimated by varying parton shower parameters within PYTHIA for all signal models. In addition, for the dark matter models, a further uncertainty in ISR is obtained by considering the difference in acceptance and cross section from the nominal generated samples to those where a p_T threshold of 15 GeV is applied on the generated partons and the MLM matching prescription is used to match the matrix element calculation to the parton shower in PYTHIA, with the matching p_T scale of 20 GeV. The dominant uncertainties are from the modeling of the ISR, which

contributes at the level of 5 % for the dark matter models and 12 % for ADD/unparticle models, and the choice of renormalization/factorization scale, which leads to an uncertainty of around 10 % for ADD/unparticle models and 15 % for the dark matter models. In addition, the uncertainty on the scalar dark matter model is dominated by the PDF uncertainty, which ranges from 7 % for low DM mass and up to 30 % for high DM mass.

For each signal point, limits are derived from the signal region expected to give the best limit on the cross section. For

Table 4 Expected and observed 90 % CL upper limits on the DM-nucleon cross section, $\sigma_{\chi N}$, and 90 % CL lower limits on the effective contact interaction scale, Λ , for the vector operator

M_χ (GeV)	Expected		Expected -1σ		Expected $+1\sigma$		Observed	
	Λ (GeV)	$\sigma_{\chi N}$ (cm ²)	Λ (GeV)	$\sigma_{\chi N}$ (cm ²)	Λ (GeV)	$\sigma_{\chi N}$ (cm ²)	Λ (GeV)	$\sigma_{\chi N}$ (cm ²)
1	951	3.19×10^{-40}	1040	2.23×10^{-40}	843	5.17×10^{-40}	1029	2.33×10^{-40}
10	959	9.68×10^{-40}	1049	6.77×10^{-40}	850	1.57×10^{-39}	1038	7.06×10^{-40}
100	960	1.13×10^{-39}	1050	7.92×10^{-40}	851	1.83×10^{-39}	1039	8.26×10^{-40}
200	926	1.32×10^{-39}	1013	9.21×10^{-40}	821	2.13×10^{-39}	1003	9.60×10^{-40}
400	848	1.89×10^{-39}	927	1.32×10^{-39}	752	3.06×10^{-39}	918	1.37×10^{-39}
700	652	5.40×10^{-39}	713	3.78×10^{-39}	578	8.75×10^{-39}	706	3.94×10^{-39}
1000	471	1.99×10^{-38}	515	1.39×10^{-38}	418	3.22×10^{-38}	510	1.45×10^{-38}

Table 5 Expected and observed 90 % CL upper limits on the DM-nucleon cross section, $\sigma_{\chi N}$, and 90 % CL lower limits on the effective contact interaction scale, Λ , for the axial-vector operator

M_χ (GeV)	Expected		Expected -1σ		Expected $+1\sigma$		Observed	
	Λ (GeV)	$\sigma_{\chi N}$ (cm ²)	Λ (GeV)	$\sigma_{\chi N}$ (cm ²)	Λ (GeV)	$\sigma_{\chi N}$ (cm ²)	Λ (GeV)	$\sigma_{\chi N}$ (cm ²)
1	947	1.19×10^{-41}	1035	8.33×10^{-42}	839	1.93×10^{-41}	1025	8.68×10^{-42}
10	949	3.71×10^{-41}	1038	2.59×10^{-41}	841	6.00×10^{-41}	1027	2.70×10^{-41}
100	932	4.68×10^{-41}	1019	3.28×10^{-41}	826	7.58×10^{-41}	1008	3.41×10^{-41}
200	880	5.94×10^{-41}	962	4.15×10^{-41}	780	9.62×10^{-41}	952	4.33×10^{-41}
400	722	1.32×10^{-40}	789	9.21×10^{-41}	640	2.13×10^{-40}	781	9.60×10^{-41}
700	505	5.52×10^{-40}	552	3.86×10^{-40}	447	8.94×10^{-40}	546	4.03×10^{-40}
1000	335	2.85×10^{-39}	366	1.99×10^{-39}	297	4.61×10^{-39}	363	2.08×10^{-39}

Table 6 Expected and observed 90 % CL upper limits on the DM-nucleon cross section, $\sigma_{\chi N}$, and 90 % CL lower limits on the effective contact interaction scale, Λ , for the scalar operator

M_χ (GeV)	Expected		Expected -1σ		Expected $+1\sigma$		Observed	
	Λ (GeV)	$\sigma_{\chi N}$ (cm ²)	Λ (GeV)	$\sigma_{\chi N}$ (cm ²)	Λ (GeV)	$\sigma_{\chi N}$ (cm ²)	Λ (GeV)	$\sigma_{\chi N}$ (cm ²)
1	411	1.85×10^{-45}	437	1.30×10^{-45}	380	3.00×10^{-45}	436	1.31×10^{-45}
10	407	6.15×10^{-45}	432	4.31×10^{-45}	375	1.02×10^{-44}	430	4.44×10^{-45}
100	407	7.25×10^{-45}	432	5.08×10^{-45}	375	1.20×10^{-44}	430	5.23×10^{-45}
200	402	7.96×10^{-45}	426	5.58×10^{-45}	369	1.31×10^{-44}	424	5.75×10^{-45}
400	348	1.90×10^{-44}	368	1.34×10^{-44}	319	3.16×10^{-44}	366	1.39×10^{-44}
700	274	7.91×10^{-44}	290	5.60×10^{-44}	252	1.32×10^{-43}	289	5.79×10^{-44}
1000	208	4.15×10^{-43}	220	2.94×10^{-43}	191	6.93×10^{-43}	219	3.04×10^{-43}

dark matter and ADD models, the most stringent limits are obtained for $E_T^{\text{miss}} > 500$ GeV, whereas for unparticles the optimal selection varies from $E_T^{\text{miss}} > 300$ GeV for $\Lambda_U = 1$ TeV to $E_T^{\text{miss}} > 500$ GeV for larger values of Λ_U .

7 Interpretation

The observed limit on the cross section depends on the mass of the dark matter particle and the nature of its interaction with the SM particles. The limits on the effective contact interaction scale Λ as a function of M_χ can be translated into a limit on the dark matter-nucleon scattering cross section using the reduced mass of the χ -nucleon system [9].

Within the framework of the effective field theory, we extract limits on the contact interaction scale, Λ , and on the DM-nucleon scattering cross-section, $\sigma_{\chi N}$. The confidence level chosen for these limits is 90 %, to enable a direct comparison with the results from the direct detection experiments. The expected and observed limits as a function of the DM mass, M_χ , are shown for the vector and axial-vector operators [6,9] in Tables 4 and 5, respectively, and for the scalar operator [6,9] in Table 6. Figure 5 shows the 90 % CL upper limits on the DM-nucleon scattering cross section as a function of M_χ together with those from the direct detection experiments and the previously published CMS result. The limits for the axial-vector operator translate to spin dependent interactions of the dark matter with nucleons, and for the vector and scalar operators they translate to spin independent dark matter-nucleon interactions.

Given the high centre-of-mass energies that are being probed by the LHC, it is important to consider the possibility that the effective theory is not always valid. The validity of the effective theory has been discussed in [7,9,62–65]. It is pointed out in the literature that for theories to be perturbative the product of the couplings $g_\chi g_q$ is typically required to be smaller than 4π , and this condition is likely not satisfied for the entire region of phase space probed by the collider searches. In addition, the range of values for the couplings being probed within the effective field theory may be unrealistically large [65].

Therefore, we also consider the explicit case of an s -channel mediator with vector interactions, following the model described in [62]. The mass of the mediator is varied for two fixed values of the mass of the DM particle, 50 and 500 GeV. The width of the mediator is varied between the extremes of $M/8\pi$ and $M/3$, where $M/8\pi$ corresponds to a mediator that can annihilate into only one quark flavor and helicity, has couplings $g_\chi g_q = 1$ and is regarded as a lower limit on the mediator width. However, not all widths may be physically realizable for the DM couplings that are considered [62]. Figure 6 shows the resulting observed limits on the mediator mass divided by coupling ($M/\sqrt{g_\chi g_q}$), as a function of the mass of the mediator. The resonant enhancement in the production cross section, once the mass of the mediator is within the kinematic range and can be produced on-shell, can be clearly seen. The limits on $M/\sqrt{g_\chi g_q}$ approximate to those obtained from the effective field theory framework at

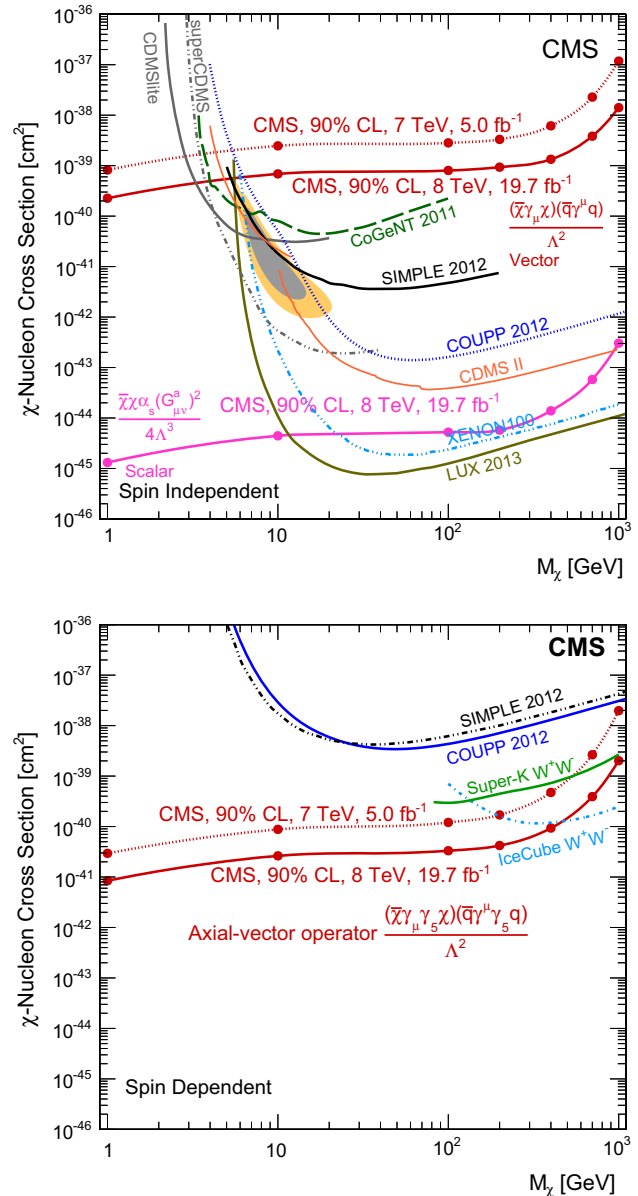


Fig. 5 Upper limits on the DM-nucleon cross section, at 90 % CL, plotted against DM particle mass and compared with previously published results. *Top* limits for the vector and scalar operators from the previous CMS analysis [11], together with results from the CoGeNT [66], SIMPLE [67], COUPP [68], CDMS [69,70], Super-CDMS [71], XENON100 [72], and LUX [73] collaborations. The *solid* and *hatched yellow contours* show the 68 and 90 % CL contours respectively for a possible signal from CDMS [74]. *Bottom* limits for the axial-vector operator from the previous CMS analysis [11], together with results from the SIMPLE [67], COUPP [68], Super-K [75], and IceCube [76] collaborations

tion of the mass of the mediator. The resonant enhancement in the production cross section, once the mass of the mediator is within the kinematic range and can be produced on-shell, can be clearly seen. The limits on $M/\sqrt{g_\chi g_q}$ approximate to those obtained from the effective field theory framework at

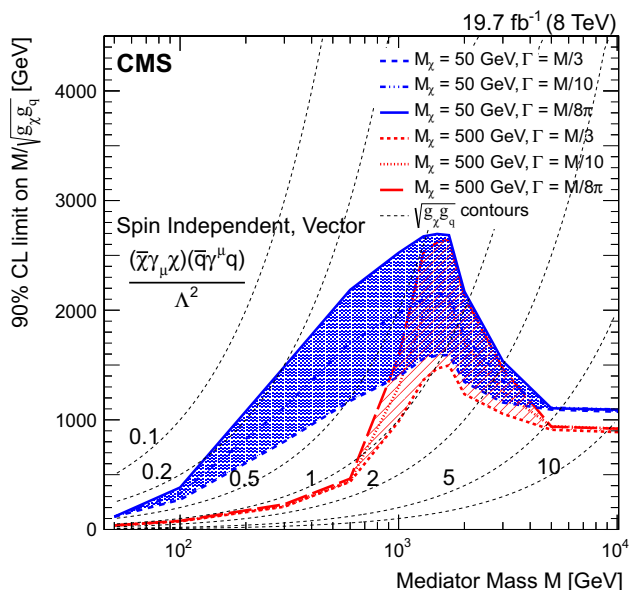


Fig. 6 Observed limits on the mediator mass divided by coupling, $M/\sqrt{g_\chi g_q}$, as a function of the mass of the mediator, M , assuming vector interactions and a dark matter mass of 50 GeV (blue, filled) and 500 GeV (red, hatched). The width, Γ , of the mediator is varied between $M/3$ and $M/8\pi$. The dashed lines show contours of constant coupling $\sqrt{g_\chi g_q}$

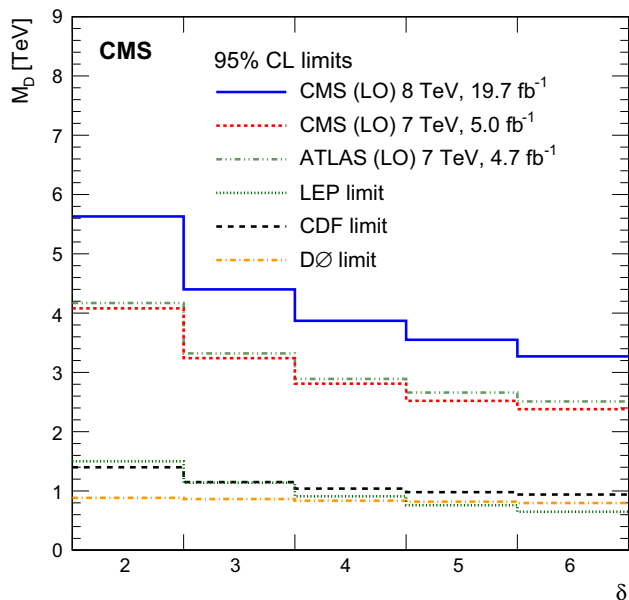


Fig. 7 Lower limits at 95 % CL on M_D plotted against the number of extra dimensions δ , with results from the ATLAS [25], CMS [11], LEP [19–21, 78], CDF [22], and DØ [23] collaborations

large mediator mass, but are weaker at low mediator mass. Also shown are dashed contours corresponding to constant values of the couplings $g_\chi g_q$.

Lower limits on M_D in the ADD model, for different values of δ , have been obtained using LO cross section calcula-

Table 7 Expected and observed 95 % CL lower limits on ADD model parameter M_D in TeV as a function of δ at LO and NLO

δ	Expected limit	+1 σ	-1 σ	Observed limit
LO limit on M_D (TeV)				
2	5.09	4.80	5.60	5.61
3	3.99	3.87	4.36	4.38
4	3.74	3.56	3.86	3.86
5	3.32	2.99	3.54	3.55
6	2.99	2.98	3.25	3.26
NLO limit on M_D (TeV)				
2	5.53	5.21	6.08	6.09
3	4.34	4.21	4.74	4.77
4	3.85	3.66	3.97	3.97
5	3.49	3.14	3.72	3.73
6	3.24	3.23	3.52	3.53

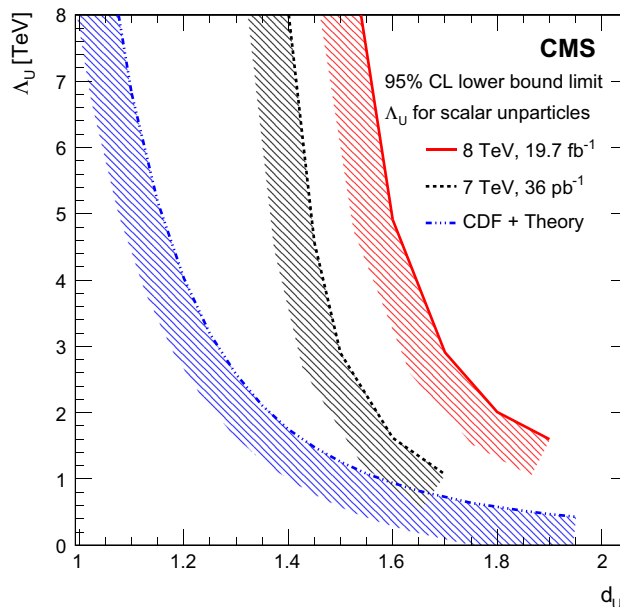


Fig. 8 The expected and observed lower limits on the unparticle model parameters Λ_U as a function of d_U at 95 % CL, compared to previous results [24, 79]. The shaded region indicates the side of the curve that is excluded

tions, and the application of NLO QCD corrections, using K -factors, $K = \sigma_{\text{NLO}}/\sigma_{\text{LO}}$ of 1.4 for $\delta = \{2, 3\}$, 1.3 for $\delta = \{4, 5\}$, and 1.2 for $\delta = 6$ [77]. Figure 7 shows 95 % CL limits at LO, compared to published results from ATLAS, LEP, and the Tevatron. The ATLAS limits were produced using the full kinematic phase space, without any truncation applied to restrict the phase space to the region where the effective field theory is valid. The CMS limits are obtained using the truncated phase space, after discarding events for which the parton center of mass energy $\hat{s} > M_D^2$. The maximum difference in the cross section evaluated with and without the

Table 8 Expected and observed 95 % CL lower limits on Λ_U (in TeV) for scalar unparticles with $d_U = 1.5, 1.6, 1.7, 1.8$ and 1.9 and a fixed coupling constant $\lambda = 1$

d_U	Expected limit on Λ_U (TeV)	$+1\sigma$	-1σ	Observed limit on Λ_U (TeV)
1.5	7.88	6.63	8.39	10.00
1.6	3.89	2.51	4.88	4.91
1.7	2.63	2.09	2.89	2.91
1.8	1.91	1.76	1.98	2.01
1.9	1.41	0.88	1.46	1.60

truncation was found to be 11 %. Table 7 shows the expected and observed limits at LO and NLO for the ADD model.

Figure 8 shows the expected and observed 95 % CL limits on the cross-sections for scalar unparticles ($S = 0$) with $d_U = 1.5, 1.6, 1.7, 1.8,$ and 1.9 as a function of Λ_U for a fixed coupling constant $\lambda = 1$. The observed 95 % CL limit Λ_U for these values of d_U is shown in Table 8.

8 Summary

A search for particle dark matter, large extra dimensions, and unparticle production has been performed in the monojet channel using a data sample of proton–proton collisions at $\sqrt{s} = 8$ TeV corresponding to an integrated luminosity of 19.7 fb^{-1} . The dominant backgrounds to this topology are from $Z(\nu\nu) + \text{jets}$ and $W(\ell\nu) + \text{jets}$ events, and are estimated from data samples of $Z(\mu\mu)$ and $W(\mu\nu)$ events, respectively. The data are found to be in agreement with expected contributions from standard model processes. Limits are set on the DM-nucleon scattering cross section assuming vector, axial-vector, and scalar operators. Limits are also set on the fundamental Planck scale M_D in the ADD model of large extra dimensions and on the unparticle model parameter Λ_U . Compared to previous CMS publications in this channel, the lower limits on M_D represent an approximately 40 % improvement, and the lower limits on the unparticle model parameter Λ_U represent an improvement by a factor of roughly 3. The upper limit on the DM-nucleon cross section has been reduced from 8.79×10^{-41} to $2.70 \times 10^{-41} \text{ cm}^2$ for the axial-vector operator and from 2.47×10^{-39} to $7.06 \times 10^{-40} \text{ cm}^2$ for the vector operator for a particle DM mass of 10 GeV. The constraints on ADD models and unparticles are the most stringent limits in this channel and those on the DM-nucleon scattering cross section are an improvement over previous collider results.

Acknowledgments We congratulate our colleagues in the CERN accelerator departments for the excellent performance of the LHC and thank the technical and administrative staffs at CERN and at other CMS institutes for their contributions to the success of the CMS effort. In addition, we gratefully acknowledge the computing centres and per-

sonnel of the Worldwide LHC Computing Grid for delivering so effectively the computing infrastructure essential to our analyses. Finally, we acknowledge the enduring support for the construction and operation of the LHC and the CMS detector provided by the following funding agencies: BMFWF and FWF (Austria); FNRS and FWO (Belgium); CNPq, CAPES, FAPERJ, and FAPESP (Brazil); MES (Bulgaria); CERN; CAS, MoST, and NSFC (China); COLCIENCIAS (Colombia); MSES and CSF (Croatia); RPF (Cyprus); MoER, ERC IUT and ERDF (Estonia); Academy of Finland, MEC, and HIP (Finland); CEA and CNRS/IN2P3 (France); BMBF, DFG, and HGF (Germany); GSRT (Greece); OTKA and NIH (Hungary); DAE and DST (India); IPM (Iran); SFI (Ireland); INFN (Italy); NRF and WCU (Republic of Korea); LAS (Lithuania); MOE and UM (Malaysia); CINVESTAV, CONACYT, SEP, and UASLP-FAI (Mexico); MBIE (New Zealand); PAEC (Pakistan); MSHE and NSC (Poland); FCT (Portugal); JINR (Dubna); MON, RosAtom, RAS and RFBR (Russia); MESTD (Serbia); SEIDI and CPAN (Spain); Swiss Funding Agencies (Switzerland); MST (Taipei); ThEPCenter, IPST, STAR and NSTDA (Thailand); TUBITAK and TAEK (Turkey); NASU and SFFR (Ukraine); STFC (United Kingdom); DOE and NSF (USA). Individuals have received support from the Marie-Curie programme and the European Research Council and EPLANET (European Union); the Leventis Foundation; the A. P. Sloan Foundation; the Alexander von Humboldt Foundation; the Belgian Federal Science Policy Office; the Fonds pour la Formation à la Recherche dans l'Industrie et dans l'Agriculture (FRIA-Belgium); the Agentschap voor Innovatie door Wetenschap en Technologie (IWT-Belgium); the Ministry of Education, Youth and Sports (MEYS) of the Czech Republic; the Council of Science and Industrial Research, India; the HOMING PLUS programme of Foundation for Polish Science, cofinanced from European Union, Regional Development Fund; the Compagnia di San Paolo (Torino); the Consorzio per la Fisica (Trieste); MIUR project 2010T4XTM (Italy); the Thalís and Aristeia programmes cofinanced by EU-ESF and the Greek NSRF; and the National Priorities Research Program by Qatar National Research Fund.

Open Access This article is distributed under the terms of the Creative Commons Attribution 4.0 International License (<http://creativecommons.org/licenses/by/4.0/>), which permits unrestricted use, distribution, and reproduction in any medium, provided you give appropriate credit to the original author(s) and the source, provide a link to the Creative Commons license, and indicate if changes were made. Funded by SCOAP³.

References

- V. Trimble, Existence and nature of dark matter in the universe. *Ann. Rev. Astron. Astrophys.* **25**, 425 (1987). doi:[10.1146/annurev.aa.25.090187.002233](https://doi.org/10.1146/annurev.aa.25.090187.002233)
- J.L. Feng, Dark matter candidates from particle physics and methods of detection. *Ann. Rev. Astron. Astrophys.* **48**, 495 (2010). doi:[10.1146/annurev-astro-082708-101659](https://doi.org/10.1146/annurev-astro-082708-101659). arXiv:1003.0904
- G. Hinshaw et al., Nine-year Wilkinson microwave anisotropy probe (WMAP) observations: cosmological parameter results. *Astrophys. J. Suppl. Ser.* **208**(2), 19 (2013). doi:[10.1088/0067-0049/208/2/19](https://doi.org/10.1088/0067-0049/208/2/19)
- Planck Collaboration, Planck 2013 results. XVI. Cosmological parameters. *Astron. Astrophys.* **571**, A16 (2014). doi:[10.1051/0004-6361/201321591](https://doi.org/10.1051/0004-6361/201321591). arXiv:1303.5076
- G.R. Farrar, P. Fayet, Phenomenology of the production, decay, and detection of new hadronic states associated with supersymmetry. *Phys. Lett. B* **76**, 575 (1978). doi:[10.1016/0370-2693\(78\)90858-4](https://doi.org/10.1016/0370-2693(78)90858-4)
- M. Beltran et al., Maverick dark matter at colliders. *JHEP* **09**, 037 (2010). doi:[10.1007/JHEP09\(2010\)037](https://doi.org/10.1007/JHEP09(2010)037). arXiv:1002.4137

7. J. Goodman et al., Constraints on dark matter from colliders. *Phys. Rev. D* **82**, 116010 (2010). doi:[10.1103/PhysRevD.82.116010](https://doi.org/10.1103/PhysRevD.82.116010). arXiv:[1008.1783](https://arxiv.org/abs/1008.1783)
8. J. Goodman et al., Constraints on light Majorana dark matter from colliders. *Phys. Lett. B* **695**, 185 (2011). doi:[10.1016/j.physletb.2010.11.009](https://doi.org/10.1016/j.physletb.2010.11.009). arXiv:[1005.1286](https://arxiv.org/abs/1005.1286)
9. Y. Bai, P.J. Fox, R. Harnik, The Tevatron at the frontier of dark matter direct detection. *JHEP* **12**, 048 (2010). doi:[10.1007/JHEP12\(2010\)048](https://doi.org/10.1007/JHEP12(2010)048). arXiv:[1005.3797](https://arxiv.org/abs/1005.3797)
10. CDF Collaboration, A search for dark matter in events with one jet and missing transverse energy in $p\bar{p}$ collisions at $\sqrt{s} = 1.96$ TeV. *Phys. Rev. Lett.* **108**, 211804 (2012). doi:[10.1103/PhysRevLett.108.211804](https://doi.org/10.1103/PhysRevLett.108.211804). arXiv:[1203.0742](https://arxiv.org/abs/1203.0742)
11. CMS Collaboration, Search for dark matter and large extra dimensions in monojet events in pp collisions at $\sqrt{s} = 7$ TeV. *JHEP* **09**, 094 (2012). doi:[10.1007/JHEP09\(2012\)094](https://doi.org/10.1007/JHEP09(2012)094). arXiv:[1206.5663](https://arxiv.org/abs/1206.5663)
12. ATLAS Collaboration, Search for dark matter candidates and large extra dimensions in events with a jet and missing transverse momentum with the ATLAS detector. *JHEP* **04**, 075 (2013). doi:[10.1007/JHEP04\(2013\)075](https://doi.org/10.1007/JHEP04(2013)075). arXiv:[1210.4491](https://arxiv.org/abs/1210.4491)
13. N. Arkani-Hamed, S. Dimopoulos, G. Dvali, The hierarchy problem and new dimensions at a millimeter. *Phys. Lett. B* **429**, 263 (1998). doi:[10.1016/S0370-2693\(98\)00466-3](https://doi.org/10.1016/S0370-2693(98)00466-3). arXiv:[hep-ph/9803315](https://arxiv.org/abs/hep-ph/9803315)
14. N. Arkani-Hamed, S. Dimopoulos, G. Dvali, Phenomenology, astrophysics and cosmology of theories with submillimeter dimensions and TeV scale quantum gravity. *Phys. Rev. D* **59**, 086004 (1999). doi:[10.1103/PhysRevD.59.086004](https://doi.org/10.1103/PhysRevD.59.086004). arXiv:[hep-ph/9807344](https://arxiv.org/abs/hep-ph/9807344)
15. I. Antoniadis, K. Benakli, M. Quiros, Direct collider signatures of large extra dimensions. *Phys. Lett. B* **460**, 176 (1999). doi:[10.1016/S0370-2693\(99\)00764-9](https://doi.org/10.1016/S0370-2693(99)00764-9). arXiv:[hep-ph/9905311](https://arxiv.org/abs/hep-ph/9905311)
16. G. Giudice, R. Rattazzi, J. Wells, Quantum gravity and extra dimensions at high-energy colliders. *Nucl. Phys. B* **544**, 3 (1999). doi:[10.1016/S0550-3213\(99\)00044-9](https://doi.org/10.1016/S0550-3213(99)00044-9). arXiv:[hep-ph/9811291](https://arxiv.org/abs/hep-ph/9811291)
17. E. Mirabelli, M. Perelstein, M. Peskin, Collider signatures of new large space dimensions. *Phys. Rev. Lett.* **82**, 2236 (1999). doi:[10.1103/PhysRevLett.82.2236](https://doi.org/10.1103/PhysRevLett.82.2236). arXiv:[hep-ph/9811337](https://arxiv.org/abs/hep-ph/9811337)
18. E. Witten, Mass hierarchies in supersymmetric theories. *Phys. Lett. B* **105**, 267 (1981). doi:[10.1016/0370-2693\(81\)90885-6](https://doi.org/10.1016/0370-2693(81)90885-6)
19. OPAL Collaboration, Photonic events with missing energy in e^+e^- collisions at $\sqrt{s} = 189$ GeV. *Eur. Phys. J. C* **18**, 253 (2000). doi:[10.1007/s100520000522](https://doi.org/10.1007/s100520000522). arXiv:[hep-ex/0005002](https://arxiv.org/abs/hep-ex/0005002)
20. ALEPH Collaboration, Single- and multi-photon production in e^+e^- collisions at \sqrt{s} up to 209 GeV. *Eur. Phys. J. C* **28**, 1 (2003). doi:[10.1140/epjc/s2002-01129-7](https://doi.org/10.1140/epjc/s2002-01129-7)
21. L3 Collaboration, Single- and multi-photon events with missing energy in e^+e^- collisions at LEP. *Phys. Lett. B* **587**, 16 (2004). doi:[10.1016/j.physletb.2004.01.010](https://doi.org/10.1016/j.physletb.2004.01.010). arXiv:[hep-ex/0402002](https://arxiv.org/abs/hep-ex/0402002)
22. CDF Collaboration, Search for large extra dimensions in final states containing one photon or jet and large missing transverse energy produced in $p\bar{p}$ Collisions at $\sqrt{s} = 1.96$ TeV. *Phys. Rev. Lett.* **101**, 181602 (2008). doi:[10.1103/PhysRevLett.101.181602](https://doi.org/10.1103/PhysRevLett.101.181602). arXiv:[0807.3132](https://arxiv.org/abs/0807.3132)
23. D0 Collaboration, Search for large extra dimensions via single photon plus missing energy final states at $\sqrt{s} = 1.96$ TeV. *Phys. Rev. Lett.* **101**, 011601 (2008). doi:[10.1103/PhysRevLett.101.011601](https://doi.org/10.1103/PhysRevLett.101.011601). arXiv:[0803.2137](https://arxiv.org/abs/0803.2137)
24. CMS Collaboration, Search for new physics with a mono-jet and missing transverse energy in pp collisions at $\sqrt{s} = 7$ TeV. *Phys. Rev. Lett.* **107**, 201804 (2011). doi:[10.1103/PhysRevLett.107.201804](https://doi.org/10.1103/PhysRevLett.107.201804). arXiv:[1106.4775](https://arxiv.org/abs/1106.4775)
25. ATLAS Collaboration, Search for new phenomena with the monojet and missing transverse momentum signature using the ATLAS detector in $\sqrt{s} = 7$ TeV proton–proton collisions. *Phys. Lett. B* **705**, 294 (2011). doi:[10.1016/j.physletb.2011.10.006](https://doi.org/10.1016/j.physletb.2011.10.006). arXiv:[1106.5327](https://arxiv.org/abs/1106.5327)
26. H. Georgi, Unparticle physics. *Phys. Rev. Lett.* **98**, 221601 (2007). doi:[10.1103/PhysRevLett.98.221601](https://doi.org/10.1103/PhysRevLett.98.221601). arXiv:[hep-ph/0703260](https://arxiv.org/abs/hep-ph/0703260)
27. CMS Collaboration, The CMS experiment at the CERN LHC. *JINST* **3**, S08004 (2008). doi:[10.1088/1748-0221/3/08/S08004](https://doi.org/10.1088/1748-0221/3/08/S08004)
28. CMS Collaboration, Particle-flow event reconstruction in CMS and performance for Jets, Taus, and E_T^{miss} . CMS Physics Analysis Summary CMS-PAS-PFT-09-001 (2009)
29. CMS Collaboration, Commissioning of the particle-flow event reconstruction with the first LHC collisions recorded in the CMS detector. CMS Physics Analysis Summary CMS-PAS-PFT-10-001 (2010)
30. M. Cacciari, G.P. Salam, G. Soyez, The anti- k_r jet clustering algorithm. *JHEP* **04**, 063 (2008). doi:[10.1088/1126-6708/2008/04/063](https://doi.org/10.1088/1126-6708/2008/04/063). arXiv:[0802.1189](https://arxiv.org/abs/0802.1189)
31. CMS Collaboration, Energy calibration and resolution of the CMS electromagnetic calorimeter in pp collisions at $\sqrt{s} = 7$ TeV. *JINST* **8**, P09009 (2013). doi:[10.1088/1748-0221/8/09/P09009](https://doi.org/10.1088/1748-0221/8/09/P09009). arXiv:[1306.2016](https://arxiv.org/abs/1306.2016)
32. CMS Collaboration, Determination of jet energy calibration and transverse momentum resolution in CMS. *JINST* **6**, P11002 (2011). doi:[10.1088/1748-0221/6/11/P11002](https://doi.org/10.1088/1748-0221/6/11/P11002). arXiv:[1107.4277](https://arxiv.org/abs/1107.4277)
33. M. Cacciari, G.P. Salam, G. Soyez, FastJet user manual. *Eur. Phys. J. C* **72**, 1896 (2012). doi:[10.1140/epjc/s10052-012-1896-2](https://doi.org/10.1140/epjc/s10052-012-1896-2). arXiv:[1111.6097](https://arxiv.org/abs/1111.6097)
34. CMS Collaboration, CMS tracking performance results from early LHC operation. *Eur. Phys. J. C* **70**, 1165 (2010). doi:[10.1140/epjc/s10052-010-1491-3](https://doi.org/10.1140/epjc/s10052-010-1491-3). arXiv:[1007.1988](https://arxiv.org/abs/1007.1988)
35. CMS Collaboration, Performance of CMS muon reconstruction in pp collision events at $\sqrt{s} = 7$ TeV. *J. Instrum.* **7**, P10002 (2012). doi:[10.1088/1748-0221/7/10/P10002](https://doi.org/10.1088/1748-0221/7/10/P10002)
36. CMS Collaboration, Performance of τ -lepton reconstruction and identification in CMS. *J. Instrum.* **7**, P01001 (2012). doi:[10.1088/1748-0221/7/01/P01001](https://doi.org/10.1088/1748-0221/7/01/P01001)
37. J. Alwall et al., MadGraph/MadEvent v4: the new web generation. *JHEP* **09**, 028 (2007). doi:[10.1088/1126-6708/2007/09/028](https://doi.org/10.1088/1126-6708/2007/09/028). arXiv:[0706.2334](https://arxiv.org/abs/0706.2334)
38. T. Sjöstrand, S. Mrenna, P.Z. Skands, PYTHIA 6.4 physics and manual. *JHEP* **05**, 026 (2006). doi:[10.1088/1126-6708/2006/05/026](https://doi.org/10.1088/1126-6708/2006/05/026). arXiv:[hep-ph/0603175](https://arxiv.org/abs/hep-ph/0603175)
39. R. Field, Early LHC underlying event data - findings and surprises (2010). arXiv:[1010.3558](https://arxiv.org/abs/1010.3558)
40. J. Pumplin et al., New generation of parton distributions with uncertainties from global QCD analysis. *JHEP* **07**, 012 (2002). doi:[10.1088/1126-6708/2002/07/012](https://doi.org/10.1088/1126-6708/2002/07/012). arXiv:[hep-ph/0201195](https://arxiv.org/abs/hep-ph/0201195)
41. T. Sjöstrand, S. Mrenna, P.Z. Skands, A brief introduction to PYTHIA 8.1. *Comput. Phys. Commun.* **178**, 852 (2008). doi:[10.1016/j.cpc.2008.01.036](https://doi.org/10.1016/j.cpc.2008.01.036). arXiv:[0710.3820](https://arxiv.org/abs/0710.3820)
42. S. Ask et al., Real emission and virtual exchange of gravitons and unparticles in PYTHIA8. *Comput. Phys. Commun.* **181**, 1593 (2010). doi:[10.1016/j.cpc.2010.05.013](https://doi.org/10.1016/j.cpc.2010.05.013). arXiv:[0912.4233](https://arxiv.org/abs/0912.4233)
43. R. Corke, T. Sjöstrand, Interleaved parton showers and tuning prospects. *JHEP* **03**, 032 (2011). doi:[10.1007/JHEP03\(2011\)032](https://doi.org/10.1007/JHEP03(2011)032). arXiv:[1011.1759](https://arxiv.org/abs/1011.1759)
44. J. Alwall et al., MadGraph 5: going beyond. *JHEP* **06**, 128 (2011). doi:[10.1007/JHEP06\(2011\)128](https://doi.org/10.1007/JHEP06(2011)128). arXiv:[1106.0522](https://arxiv.org/abs/1106.0522)
45. J. Alwall et al., The automated computation of tree-level and next-to-leading order differential cross sections, and their matching to parton shower simulations. *JHEP* **07**, 079 (2014). doi:[10.1007/JHEP07\(2014\)079](https://doi.org/10.1007/JHEP07(2014)079). arXiv:[1405.0301](https://arxiv.org/abs/1405.0301)
46. S. Frixione, P. Nason, C. Oleari, Matching NLO QCD computations with parton shower simulations: the POWHEG method. *JHEP* **11**, 070 (2007). doi:[10.1088/1126-6708/2007/11/070](https://doi.org/10.1088/1126-6708/2007/11/070). arXiv:[0709.2092](https://arxiv.org/abs/0709.2092)

47. S. Alioli, P. Nason, C. Oleari, E. Re, NLO single-top production matched with shower in POWHEG: s - and t -channel contributions. *JHEP* **09**, 111 (2009). doi:[10.1088/1126-6708/2009/09/111](https://doi.org/10.1088/1126-6708/2009/09/111). arXiv:[0907.4076](https://arxiv.org/abs/0907.4076). (Erratum: doi:[10.1007/JHEP02\(2010\)011](https://doi.org/10.1007/JHEP02(2010)011))
48. GEANT4 Collaboration, GEANT4 – a simulation toolkit. *Nucl. Instrum. Methods A* **506**, 250 (2003). doi:[10.1016/S0168-9002\(03\)01368-8](https://doi.org/10.1016/S0168-9002(03)01368-8)
49. J. Allison et al., GEANT4 developments and applications. *IEEE Trans. Nucl. Sci.* **53**, 270 (2006). doi:[10.1109/TNS.2006.869826](https://doi.org/10.1109/TNS.2006.869826)
50. M. Botje et al., The PDF4LHC working group interim recommendations (2011). arXiv:[1101.0538](https://arxiv.org/abs/1101.0538)
51. S. Alekhin et al., The PDF4LHC working group interim report (2011). arXiv:[1101.0536](https://arxiv.org/abs/1101.0536)
52. Particle Data Group Collaboration, Review of particle physics. *J. Phys. G* **37**, 075021 (2010). doi:[10.1088/0954-3899/37/7A/075021](https://doi.org/10.1088/0954-3899/37/7A/075021)
53. CMS Collaboration, Measurements of inclusive W and Z cross sections in pp collisions at $\sqrt{s} = 7$ TeV. *JHEP* **01**, 080 (2011). doi:[10.1007/JHEP01\(2011\)080](https://doi.org/10.1007/JHEP01(2011)080). arXiv:[1012.2466](https://arxiv.org/abs/1012.2466)
54. N. Kidonakis, Next-to-next-to-leading soft-gluon corrections for the top quark cross section and transverse momentum distribution. *Phys. Rev. D* **82**, 114030 (2010). doi:[10.1103/PhysRevD.82.114030](https://doi.org/10.1103/PhysRevD.82.114030). arXiv:[1009.4935](https://arxiv.org/abs/1009.4935)
55. J.M. Campbell, R.K. Ellis, C. Williams, Vector boson pair production at the LHC. *JHEP* **07**, 018 (2011). doi:[10.1007/JHEP07\(2011\)018](https://doi.org/10.1007/JHEP07(2011)018). arXiv:[1105.0020](https://arxiv.org/abs/1105.0020)
56. A.L. Read, Presentation of search results: the CL_s technique. *J. Phys. G* **28**, 2693 (2002). doi:[10.1088/0954-3899/28/10/313](https://doi.org/10.1088/0954-3899/28/10/313)
57. T. Junk, Confidence level computation for combining searches with small statistics. *Nucl. Instrum. Methods A* **434**, 435 (1999). doi:[10.1016/S0168-9002\(99\)00498-2](https://doi.org/10.1016/S0168-9002(99)00498-2). arXiv:[hep-ex/9902006](https://arxiv.org/abs/hep-ex/9902006)
58. L. Moneta, K. Cranmer, G. Schott, and W. Verkerke, The RooStats Project”, in *Proceedings of the 13th International Workshop on Advanced Computing and Analysis Techniques in Physics Research (ACAT2010)*. SISSA (2010). arXiv:[1009.1003](https://arxiv.org/abs/1009.1003)
59. H.-L. Lai et al., New parton distributions for collider physics. *Phys. Rev. D* **82**, 074024 (2010). doi:[10.1103/PhysRevD.82.074024](https://doi.org/10.1103/PhysRevD.82.074024). arXiv:[1007.2241](https://arxiv.org/abs/1007.2241)
60. A. Martin, W. Stirling, R. Thorne, G. Watt, Parton distributions for the LHC. *Eur. Phys. J. C* **63**, 189 (2009). doi:[10.1140/epjc/s10052-009-1072-5](https://doi.org/10.1140/epjc/s10052-009-1072-5). arXiv:[0901.0002](https://arxiv.org/abs/0901.0002)
61. NNPDF Collaboration, A first unbiased global NLO determination of parton distributions and their uncertainties. *Nucl. Phys. B* **838**, 136 (2010). doi:[10.1016/j.nuclphysb.2010.05.008](https://doi.org/10.1016/j.nuclphysb.2010.05.008). arXiv:[1002.4407](https://arxiv.org/abs/1002.4407)
62. P.J. Fox, R. Harnik, J. Kopp, Y. Tsai, Missing energy signatures of dark matter at the LHC. *Phys. Rev. D* **85**, 056011 (2012). doi:[10.1103/PhysRevD.85.056011](https://doi.org/10.1103/PhysRevD.85.056011). arXiv:[1109.4398](https://arxiv.org/abs/1109.4398)
63. H. An, X. Ji, L.-T. Wang, Light dark matter and Z' dark force at colliders. *JHEP* **07**, 182 (2012). doi:[10.1007/JHEP07\(2012\)182](https://doi.org/10.1007/JHEP07(2012)182). arXiv:[1202.2894](https://arxiv.org/abs/1202.2894)
64. A. Friedland, M.L. Graesser, I.M. Shoemaker, L. Vecchi, Probing nonstandard standard model backgrounds with LHC monojets. *Phys. Lett. B* **714**, 267 (2012). doi:[10.1016/j.physletb.2012.06.078](https://doi.org/10.1016/j.physletb.2012.06.078). arXiv:[1111.5331](https://arxiv.org/abs/1111.5331)
65. O. Buchmueller, M.J. Dolan, C. McCabe, Beyond effective field theory for dark matter searches at the LHC. *JHEP* **01**, 025 (2014). doi:[10.1007/JHEP01\(2014\)025](https://doi.org/10.1007/JHEP01(2014)025). arXiv:[1308.6799](https://arxiv.org/abs/1308.6799)
66. CoGeNT Collaboration, Results from a search for light-mass dark matter with a p -type point contact germanium detector. *Phys. Rev. Lett.* **106**, 131301 (2011). doi:[10.1103/PhysRevLett.106.131301](https://doi.org/10.1103/PhysRevLett.106.131301). arXiv:[1002.4703](https://arxiv.org/abs/1002.4703)
67. SIMPLE Collaboration, Final analysis and results of the phase II simple dark matter search. *Phys. Rev. Lett.* **108**, 201302 (2012). doi:[10.1103/PhysRevLett.108.201302](https://doi.org/10.1103/PhysRevLett.108.201302). arXiv:[1106.3014](https://arxiv.org/abs/1106.3014)
68. COUPP Collaboration, First dark matter search results from a 4-kg CF_3I bubble chamber operated in a deep underground site. *Phys. Rev. D* **86**, 052001 (2012). doi:[10.1103/PhysRevD.86.052001](https://doi.org/10.1103/PhysRevD.86.052001). arXiv:[1204.3094](https://arxiv.org/abs/1204.3094)
69. CDMS-II Collaboration, Dark matter search results from the CDMS II experiment. *Science* **327**, 1619 (2010). doi:[10.1126/science.1186112](https://doi.org/10.1126/science.1186112). arXiv:[0912.3592](https://arxiv.org/abs/0912.3592)
70. CDMS Collaboration, Results from a Low-Energy Analysis of the CDMS II Germanium Data. *Phys. Rev. Lett.* **106**, 131302 (2011). doi:[10.1103/PhysRevLett.106.131302](https://doi.org/10.1103/PhysRevLett.106.131302). arXiv:[1011.2482](https://arxiv.org/abs/1011.2482)
71. SuperCDMS Collaboration, CDMSlite: a search for low-mass WIMPs using voltage-assisted calorimetric ionization detection in the superCDMS experiment *Phys. Rev. Lett.* **112**, 041302 (2014). doi:[10.1103/PhysRevLett.112.041302](https://doi.org/10.1103/PhysRevLett.112.041302). arXiv:[1309.3259](https://arxiv.org/abs/1309.3259)
72. XENON100 Collaboration, Dark matter results from 100 live days of XENON100 data. *Phys. Rev. Lett.* **107**, 131302 (2011). doi:[10.1103/PhysRevLett.107.131302](https://doi.org/10.1103/PhysRevLett.107.131302). arXiv:[1104.2549](https://arxiv.org/abs/1104.2549)
73. LUX Collaboration, First results from the LUX dark matter experiment at the Sanford Underground Research Facility. *Phys. Rev. Lett.* **112**, 091303 (2014). doi:[10.1103/PhysRevLett.112.091303](https://doi.org/10.1103/PhysRevLett.112.091303). arXiv:[1310.8214](https://arxiv.org/abs/1310.8214)
74. CDMS Collaboration, Silicon detector dark matter results from the final exposure of CDMS II. *Phys. Rev. Lett.* **111**, 251301 (2013). doi:[10.1103/PhysRevLett.111.251301](https://doi.org/10.1103/PhysRevLett.111.251301). arXiv:[1304.4279](https://arxiv.org/abs/1304.4279)
75. Super-Kamiokande Collaboration, An indirect search for WIMPs in the sun using 3109.6 days of upward-going muons in Super-Kamiokande. *Astrophys. J.* **742**, 78 (2011). doi:[10.1088/0004-637X/742/2/78](https://doi.org/10.1088/0004-637X/742/2/78). arXiv:[1108.3384](https://arxiv.org/abs/1108.3384)
76. IceCube Collaboration, Multi-year search for dark matter annihilations in the Sun with the AMANDA-II and IceCube detectors. *Phys. Rev. D* **85**, 042002 (2012). doi:[10.1103/PhysRevD.85.042002](https://doi.org/10.1103/PhysRevD.85.042002). arXiv:[1112.1840](https://arxiv.org/abs/1112.1840)
77. S. Karg, M. Krämer, Q. Li, D. Zeppenfeld, NLO QCD corrections to graviton production at hadron colliders. *Phys. Rev. D* **81**, 094036 (2010). doi:[10.1103/PhysRevD.81.094036](https://doi.org/10.1103/PhysRevD.81.094036). arXiv:[0911.5095](https://arxiv.org/abs/0911.5095)
78. DELPHI Collaboration, Photon events with missing energy in e^+e^- collisions at $\sqrt{s} = 130$ to 209 GeV. *Eur. Phys. J. C* **38**, 395 (2005). doi:[10.1140/epjc/s2004-02051-8](https://doi.org/10.1140/epjc/s2004-02051-8). arXiv:[hep-ex/0406019](https://arxiv.org/abs/hep-ex/0406019)
79. S. Kathrein, S. Knapen, M.J. Strassler, Bounds from LEP on unparticle interactions with electroweak bosons. *Phys. Rev. D* **84**, 015010 (2011). doi:[10.1103/PhysRevD.84.015010](https://doi.org/10.1103/PhysRevD.84.015010). arXiv:[1012.3737](https://arxiv.org/abs/1012.3737)

CMS Collaboration**Yerevan Physics Institute, Yerevan, Armenia**

V. Khachatryan, A. M. Sirunyan, A. Tumasyan

Institut für Hochenergiephysik der OeAW, Vienna, Austria

W. Adam, T. Bergauer, M. Dragicevic, J. Erö, C. Fabjan¹, M. Friedl, R. Frühwirth¹, V. M. Ghete, C. Hartl, N. Hörmann, J. Hrubec, M. Jeitler¹, W. Kiesenhofer, V. Knünz, M. Krammer¹, I. Krätschmer, D. Liko, I. Mikulec, D. Rabady², B. Rahbaran, H. Rohringer, R. Schöfbeck, J. Strauss, A. Taurok, W. Treberer-Treberspurg, W. Waltenberger, C.-E. Wulz¹

National Centre for Particle and High Energy Physics, Minsk, Belarus

V. Mossolov, N. Shumeiko, J. Suarez Gonzalez

Universiteit Antwerpen, Antwerp, Belgium

S. Alderweireldt, M. Bansal, S. Bansal, T. Cornelis, E. A. De Wolf, X. Janssen, A. Knutsson, S. Luyckx, S. Ochesanu, B. Roland, R. Rougny, M. Van De Klundert, H. Van Haevermaet, P. Van Mechelen, N. Van Remortel, A. Van Spilbeek

Vrije Universiteit Brussel, Brussels, Belgium

F. Blekman, S. Blyweert, J. D'Hondt, N. Daci, N. Heracleous, A. Kalogeropoulos, J. Keaveney, S. Lowette, M. Maes, A. Olbrechts, Q. Python, D. Strom, S. Tavernier, W. Van Doninck, P. Van Mulders, G. P. Van Onsem, I. Villella

Université Libre de Bruxelles, Brussels, Belgium

C. Caillol, B. Clerbaux, G. De Lentdecker, D. Dobur, L. Favart, A. P. R. Gay, A. Grebenyuk, A. Léonard, A. Mohammadi, L. Pernie², T. Reis, T. Seva, L. Thomas, C. Vander Velde, P. Vanlaer, J. Wang

Ghent University, Ghent, Belgium

V. Adler, K. Beernaert, L. Benucci, A. Cimmino, S. Costantini, S. Crucy, S. Dildick, A. Fagot, G. Garcia, B. Klein, J. McCartin, A. A. Ocampo Rios, D. Ryckbosch, S. Salva Diblen, M. Sigamani, N. Strobbe, F. Thyssen, M. Tytgat, E. Yazgan, N. Zaganidis

Université Catholique de Louvain, Louvain-la-Neuve, Belgium

S. Basegmez, C. Beluffi³, G. Bruno, R. Castello, A. Caudron, L. Ceard, G. G. Da Silveira, C. Delaere, T. du Pree, D. Favart, L. Forthomme, A. Giammanco⁴, J. Hollar, P. Jez, M. Komm, V. Lemaitre, J. Liao, C. Nuttens, D. Pagano, L. Perrini, A. Pin, K. Piotrkowski, A. Popov⁵, L. Quertenmont, M. Selvaggi, M. Vidal Marono, J. M. Vizan Garcia

Université de Mons, Mons, Belgium

N. Beliy, T. Caeberts, E. Daubie, G. H. Hammad

Centro Brasileiro de Pesquisas Fisicas, Rio de Janeiro, Brazil

W. L. Aldá Júnior, G. A. Alves, M. Correa Martins Junior, T. Dos Reis Martins, M. E. Pol

Universidade do Estado do Rio de Janeiro, Rio de Janeiro, Brazil

W. Carvalho, J. Chinellato⁶, A. Custódio, E. M. Da Costa, D. De Jesus Damiao, C. De Oliveira Martins, S. Fonseca De Souza, H. Malbouisson, M. Malek, D. Matos Figueiredo, L. Mundim, H. Nogima, W. L. Prado Da Silva, J. Santaolalla, A. Santoro, A. Sznajder, E. J. Tonelli Manganote⁶, A. Vilela Pereira

Universidade Estadual Paulista^a, Universidade Federal do ABC^b, São Paulo, Brazil

C. A. Bernardes^b, F.A. Dias^{a7}, T. R. Fernandez Perez Tomei^a, E. M. Gregores^b, P. G. Mercadante^b, S. F. Novaes^a, Sandra S. Padula^a

Institute for Nuclear Research and Nuclear Energy, Sofia, Bulgaria

A. Aleksandrov, V. Genchev², P. Iaydjiev, A. Marinov, S. Piperov, M. Rodozov, G. Sultanov, M. Vutova

University of Sofia, Sofia, Bulgaria

A. Dimitrov, I. Glushkov, R. Hadjiiska, V. Kozuharov, L. Litov, B. Pavlov, P. Petkov

Institute of High Energy Physics, Beijing, China

J. G. Bian, G. M. Chen, H. S. Chen, M. Chen, R. Du, C. H. Jiang, D. Liang, S. Liang, R. Plestina⁸, J. Tao, X. Wang, Z. Wang

State Key Laboratory of Nuclear Physics and Technology, Peking University, Beijing, China

C. Asawatangtrakuldee, Y. Ban, Y. Guo, Q. Li, W. Li, S. Liu, Y. Mao, S. J. Qian, D. Wang, L. Zhang, W. Zou

Universidad de Los Andes, Bogotá, Colombia

C. Avila, L. F. Chaparro Sierra, C. Florez, J. P. Gomez, B. Gomez Moreno, J. C. Sanabria

Faculty of Electrical Engineering, Mechanical Engineering and Naval Architecture, University of Split, Split, Croatia

N. Godinovic, D. Lelas, D. Polic, I. Puljak

Faculty of Science, University of Split, Split, Croatia

Z. Antunovic, M. Kovac

Institute Rudjer Boskovic, Zagreb, Croatia

V. Brigljevic, K. Kadija, J. Luetic, D. Mekterovic, L. Sudic

University of Cyprus, Nicosia, Cyprus

A. Attikis, G. Mavromanolakis, J. Mousa, C. Nicolaou, F. Ptochos, P. A. Razis

Charles University, Prague, Czech Republic

M. Bodlak, M. Finger, M. Finger Jr.⁹

Academy of Scientific Research and Technology of the Arab Republic of Egypt, Egyptian Network of High Energy Physics, Cairo, Egypt

Y. Assran¹⁰, S. Elgammal¹¹, M. A. Mahmoud¹², A. Radi^{11,13}

National Institute of Chemical Physics and Biophysics, Tallinn, Estonia

B. Calpas, M. Kadastik, M. Murumaa, M. Raidal, A. Tiko

Department of Physics, University of Helsinki, Helsinki, Finland

P. Eerola, G. Fedi, M. Voutilainen

Helsinki Institute of Physics, Helsinki, Finland

J. Härkönen, V. Karimäki, R. Kinnunen, M. J. Kortelainen, T. Lampén, K. Lassila-Perini, S. Lehti, T. Lindén, P. Luukka, T. Mäenpää, T. Peltola, E. Tuominen, J. Tuominiemi, E. Tuovinen, L. Wendland

Lappeenranta University of Technology, Lappeenranta, Finland

T. Tuuva

DSM/IRFU, CEA/Saclay, Gif-sur-Yvette, France

M. Besancon, F. Couderc, M. Dejjardin, D. Denegri, B. Fabbro, J. L. Faure, C. Favaro, F. Ferri, S. Ganjour, A. Givernaud, P. Gras, G. Hamel de Monchenault, P. Jarry, E. Locci, J. Malcles, A. Nayak, J. Rander, A. Rosowsky, M. Titov

Laboratoire Leprince-Ringuet, Ecole Polytechnique, IN2P3-CNRS, Palaiseau, France

S. Baffioni, F. Beaudette, P. Busson, C. Charlot, T. Dahms, M. Dalchenko, L. Dobrzynski, N. Filipovic, A. Florent, R. Granier de Cassagnac, L. Mastrolorenzo, P. Miné, C. Mironov, I. N. Naranjo, M. Nguyen, C. Ochando, P. Paganini, R. Salerno, J. B. Sauvan, Y. Sirois, C. Veelken, Y. Yilmaz, A. Zabi

Institut Pluridisciplinaire Hubert Curien, Université de Strasbourg, Université de Haute Alsace Mulhouse, CNRS/IN2P3, Strasbourg, France

J.-L. Agram¹⁴, J. Andrea, A. Aubin, D. Bloch, J.-M. Brom, E. C. Chabert, C. Collard, E. Conte¹⁴, J.-C. Fontaine¹⁴, D. Gelé, U. Goerlach, C. Goetzmann, A.-C. Le Bihan, P. Van Hove

Centre de Calcul de l'Institut National de Physique Nucleaire et de Physique des Particules, CNRS/IN2P3, Villeurbanne, France

S. Gadrat

Institut de Physique Nucléaire de Lyon, Université de Lyon, Université Claude Bernard Lyon 1, CNRS-IN2P3, Villeurbanne, France

S. Beauceron, N. Beaupere, G. Boudoul², S. Brochet, C. A. Carrillo Montoya, J. Chasserat, R. Chierici, D. Contardo², P. Depasse, H. El Mamouni, J. Fan, J. Fay, S. Gascon, M. Gouzevitch, B. Ille, T. Kurca, M. Lethuillier, L. Mirabito,

S. Perries, J. D. Ruiz Alvarez, D. Sabes, L. Sgandurra, V. Sordini, M. Vander Donckt, P. Verdier, S. Viret, H. Xiao

E. Andronikashvili Institute of Physics, Academy of Science, Tbilisi, Georgia

L. Rurua

I. Physikalisches Institut, RWTH Aachen University, Aachen, Germany

C. Autermann, S. Beranek, M. Bontenackels, M. Edelhoff, L. Feld, O. Hindrichs, K. Klein, A. Ostapchuk, A. Perieanu, F. Raupach, J. Sammet, S. Schael, D. Sprenger, H. Weber, B. Wittmer, V. Zhukov⁵

III. Physikalisches Institut A, RWTH Aachen University, Aachen, Germany

M. Ata, J. Caudron, E. Dietz-Laursonn, D. Duchardt, M. Erdmann, R. Fischer, A. Güth, T. Hebbeker, C. Heidemann, K. Hoepfner, D. Klingebiel, S. Knutzen, P. Kreuzer, M. Merschmeyer, A. Meyer, M. Olschewski, K. Padeken, P. Papacz, H. Reithler, S. A. Schmitz, L. Sonnenschein, D. Teyssier, S. Thüer, M. Weber

III. Physikalisches Institut B, RWTH Aachen University, Aachen, Germany

V. Cherepanov, Y. Erdogan, G. Flügge, H. Geenen, M. Geisler, W. Haj Ahmad, F. Hoehle, B. Kargoll, T. Kress, Y. Kuessel, J. Lingemann², A. Nowack, I. M. Nugent, L. Perchalla, O. Pooth, A. Stahl

Deutsches Elektronen-Synchrotron, Hamburg, Germany

I. Asin, N. Bartosik, J. Behr, W. Behrenhoff, U. Behrens, A. J. Bell, M. Bergholz¹⁵, A. Bethani, K. Borras, A. Burgmeier, A. Cakir, L. Calligaris, A. Campbell, S. Choudhury, F. Costanza, C. Diez Pardos, S. Dooling, T. Dorland, G. Eckerlin, D. Eckstein, T. Eichhorn, G. Flucke, J. Garay Garcia, A. Geiser, P. Gunnellini, J. Hauk, G. Hellwig, M. Hempel, D. Horton, H. Jung, M. Kasemann, P. Katsas, J. Kieseler, C. Kleinwort, D. Krücker, W. Lange, J. Leonard, K. Lipka, A. Lobanov, W. Lohmann¹⁵, B. Lutz, R. Mankel, I. Marfin, I.-A. Melzer-Pellmann, A. B. Meyer, J. Mnich, A. Mussgiller, S. Naumann-Emme, O. Novgorodova, F. Nowak, E. Ntomari, H. Perrey, D. Pitzl, R. Placakyte, A. Raspereza, P. M. Ribeiro Cipriano, E. Ron, M. Ö. Sahin, J. Salfeld-Nebgen, P. Saxena, R. Schmidt¹⁵, T. Schoerner-Sadenius, M. Schröder, S. Spannagel, A. D. R. Vargas Trevino, R. Walsh, C. Wissing

University of Hamburg, Hamburg, Germany

M. Aldaya Martin, V. Blobel, M. Centis Vignali, J. Erfle, E. Garutti, K. Goebel, M. Görner, M. Gosselink, J. Haller, R. S. Höing, H. Kirschenmann, R. Klanner, R. Kogler, J. Lange, T. Lapsien, T. Lenz, I. Marchesini, J. Ott, T. Peiffer, N. Pietsch, D. Rathjens, C. Sander, H. Schettler, P. Schleper, E. Schlieckau, A. Schmidt, M. Seidel, J. Sibille¹⁶, V. Sola, H. Stadie, G. Steinbrück, D. Troendle, E. Usai, L. Vanelderen

Institut für Experimentelle Kernphysik, Karlsruhe, Germany

C. Barth, C. Baus, J. Berger, C. Böser, E. Butz, T. Chwalek, W. De Boer, A. Descroix, A. Dierlamm, M. Feindt, F. Frensch, F. Hartmann², T. Hauth², U. Husemann, I. Katkov⁵, A. Kornmayer², E. Kuznetsova, P. Lobelle Pardo, M. U. Mozer, Th. Müller, A. Nürnberg, G. Quast, K. Rabbertz, F. Ratnikov, S. Röcker, H. J. Simonis, F. M. Stober, R. Ulrich, J. Wagner-Kuhr, S. Wayand, T. Weiler, R. Wolf

Institute of Nuclear and Particle Physics (INPP), NCSR Demokritos, Aghia Paraskevi, Greece

G. Anagnostou, G. Daskalakis, T. Gerasis, V. A. Giakoumopoulou, A. Kyriakis, D. Loukas, A. Markou, C. Markou, A. Psallidas, I. Topsis-Giotis

University of Athens, Athens, Greece

A. Panagiotou, N. Saoulidou, E. Stiliaris

University of Ioánnina, Ioannina, Greece

X. Aslanoglou, I. Evangelou, G. Flouris, C. Foudas, P. Kokkas, N. Manthos, I. Papadopoulos, E. Paradas

Wigner Research Centre for Physics, Budapest, Hungary

G. Bencze, C. Hajdu, P. Hidas, D. Horvath¹⁷, F. Sikler, V. Veszpremi, G. Vesztergombi¹⁸, A. J. Zsigmond

Institute of Nuclear Research ATOMKI, Debrecen, Hungary

N. Beni, S. Czellar, J. Karancsi¹⁹, J. Molnar, J. Palinkas, Z. Szillasi

University of Debrecen, Debrecen, Hungary

P. Raics, Z. L. Trocsanyi, B. Ujvari

National Institute of Science Education and Research, Bhubaneswar, India

S. K. Swain

Panjab University, Chandigarh, India

S. B. Beri, V. Bhatnagar, N. Dhingra, R. Gupta, A. K. Kalsi, M. Kaur, M. Mittal, N. Nishu, J. B. Singh

University of Delhi, Delhi, India

Ashok Kumar, Arun Kumar, S. Ahuja, A. Bhardwaj, B. C. Choudhary, A. Kumar, S. Malhotra, M. Naimuddin, K. Ranjan, V. Sharma

Saha Institute of Nuclear Physics, Kolkata, India

S. Banerjee, S. Bhattacharya, K. Chatterjee, S. Dutta, B. Gomber, Sa. Jain, Sh. Jain, R. Khurana, A. Modak, S. Mukherjee, D. Roy, S. Sarkar, M. Sharan

Bhabha Atomic Research Centre, Mumbai, IndiaA. Abdulsalam, D. Dutta, S. Kailas, V. Kumar, A. K. Mohanty², L. M. Pant, P. Shukla, A. Topkar**Tata Institute of Fundamental Research, Mumbai, India**T. Aziz, S. Banerjee, R. M. Chatterjee, R. K. Dewanjee, S. Dugad, S. Ganguly, S. Ghosh, M. Guchait, A. Gurtu²⁰, G. Kole, S. Kumar, M. Maity²¹, G. Majumder, K. Mazumdar, G. B. Mohanty, B. Parida, K. Sudhakar, N. Wickramage²²**Institute for Research in Fundamental Sciences (IPM), Tehran, Iran**H. Bakhshiansohi, H. Behnamian, S. M. Etesami²³, A. Fahim²⁴, R. Goldouzian, A. Jafari, M. Khakzad, M. Mohammadi Najafabadi, M. Naseri, S. Paktinat Mehdiabadi, B. Safarzadeh²⁵, M. Zeinali**University College Dublin, Dublin, Ireland**

M. Felcini, M. Grunewald

INFN Sezione di Bari^a, Università di Bari^b, Politecnico di Bari^c, Bari, ItalyM. Abbrescia^{a,b}, L. Barbone^{a,b}, C. Calabria^{a,b}, S. S. Chhibra^{a,b}, A. Colaleo^a, D. Creanza^{a,c}, N. De Filippis^{a,c}, M. De Palma^{a,b}, L. Fiore^a, G. Iaselli^{a,c}, G. Maggi^{a,c}, M. Maggi^a, S. My^{a,c}, S. Nuzzo^{a,b}, A. Pompili^{a,b}, G. Pugliese^{a,c}, R. Radogna^{a,b,2}, G. Selvaggi^{a,b}, L. Silvestris^{a,2}, G. Singh^{a,b}, R. Venditti^{a,b}, P. Verwilligen^a, G. Zito^a**INFN Sezione di Bologna^a, Università di Bologna^b, Bologna, Italy**G. Abbiendi^a, A. C. Benvenuti^a, D. Bonacorsi^{a,b}, S. Braibant-Giacomelli^{a,b}, L. Brigliadori^{a,b}, R. Campanini^{a,b}, P. Capiluppi^{a,b}, A. Castro^{a,b}, F. R. Cavallo^a, G. Codispoti^{a,b}, M. Cuffiani^{a,b}, G. M. Dallavalle^a, F. Fabbri^a, A. Fanfani^{a,b}, D. Fasanella^{a,b}, P. Giacomelli^a, C. Grandi^a, L. Guiducci^{a,b}, S. Marcellini^a, G. Masetti^{a,2}, A. Montanari^a, F. L. Navarria^{a,b}, A. Perrotta^a, F. Primavera^{a,b}, A. M. Rossi^{a,b}, T. Rovelli^{a,b}, G. P. Siroli^{a,b}, N. Tosi^{a,b}, R. Travaglini^{a,b}**INFN Sezione di Catania^a, Università di Catania^b, CSFNSM^c, Catania, Italy**S. Albergo^{a,b}, G. Cappello^a, M. Chiorboli^{a,b}, S. Costa^{a,b}, F. Giordano^{a,c,2}, R. Potenza^{a,b}, A. Tricomi^{a,b}, C. Tuve^{a,b}**INFN Sezione di Firenze^a, Università di Firenze^b, Florence, Italy**G. Barbagli^a, V. Ciulli^{a,b}, C. Civinini^a, R. D'Alessandro^{a,b}, E. Focardi^{a,b}, E. Gallo^a, S. Gonzi^{a,b}, V. Gori^{a,b,2}, P. Lenzi^{a,b}, M. Meschini^a, S. Paoletti^a, G. Sguazzoni^a, A. Tropiano^{a,b}**INFN Laboratori Nazionali di Frascati, Frascati, Italy**

L. Benussi, S. Bianco, F. Fabbri, D. Piccolo

INFN Sezione di Genova^a, Università di Genova^b, Genoa, ItalyF. Ferro^a, M. Lo Vetere^{a,b}, E. Robutti^a, S. Tosi^{a,b}**INFN Sezione di Milano-Bicocca^a, Università di Milano-Bicocca^b, Milan, Italy**M. E. Dinardo^{a,b}, S. Fiorendi^{a,b,2}, S. Gennai^{a,2}, R. Gerosa², A. Ghezzi^{a,b}, P. Govoni^{a,b}, M. T. Lucchini^{a,b,2}, S. Malvezzi^a, R. A. Manzoni^{a,b}, A. Martelli^{a,b}, B. Marzocchi, D. Menasce^a, L. Moroni^a, M. Paganoni^{a,b}, D. Pedrini^a, S. Ragazzi^{a,b}, N. Redaelli^a, T. Tabarelli de Fatis^{a,b}

**INFN Sezione di Napoli^a, Università di Napoli 'Federico II'^b, Università della Basilicata (Potenza)^c,
Università G. Marconi (Roma)^d, Naples, Italy**

S. Buontempo^a, N. Cavallo^{a,c}, S. Di Guida^{a,d,2}, F. Fabozzi^{a,c}, A. O. M. Iorio^{a,b}, L. Lista^a, S. Meola^{a,d,2}, M. Merola^a,
P. Paolucci^{a,2}

INFN Sezione di Padova^a, Università di Padova^b, Università di Trento (Trento)^c, Padua, Italy

P. Azzi^a, N. Bacchetta^a, D. Bisello^{a,b}, A. Branca^{a,b}, P. Checchia^a, M. Dall'Osso^{a,b}, T. Dorigo^a, U. Dosselli^a,
M. Galanti^{a,b}, F. Gasparini^{a,b}, U. Gasparini^{a,b}, A. Gozzelino^a, K. Kanishchev^{a,c}, S. Lacaprara^a, M. Margoni^{a,b},
A. T. Meneguzzo^{a,b}, M. Passaseo^{a,b}, J. Pazzini^{a,b}, M. Pegoraro^a, N. Pozzobon^{a,b}, P. Ronchese^{a,b}, F. Simonetto^{a,b},
E. Torassa^a, M. Tosi^{a,b}, P. Zotto^{a,b}, A. Zucchetta^{a,b}, G. Zumerle^{a,b}

INFN Sezione di Pavia^a, Università di Pavia^b, Pavia, Italy

M. Gabusi^{a,b}, S. P. Ratti^{a,b}, C. Riccardi^{a,b}, P. Salvini^a, P. Vitulo^{a,b}

INFN Sezione di Perugia^a, Università di Perugia^b, Perugia, Italy

M. Biasini^{a,b}, G. M. Bilei^a, D. Ciangottini^{a,b}, L. Fanò^{a,b}, P. Lariccia^{a,b}, G. Mantovani^{a,b}, M. Menichelli^a, F. Romeo^{a,b},
A. Saha^a, A. Santocchia^{a,b}, A. Spiezia^{a,b,2}

INFN Sezione di Pisa^a, Università di Pisa^b, Scuola Normale Superiore di Pisa^c, Pisa, Italy

K. Androsov^{a,26}, P. Azzurri^a, G. Bagliesi^a, J. Bernardini^a, T. Boccali^a, G. Broccolo^{a,c}, R. Castaldi^a, M. A. Ciocci^{a,26},
R. Dell'Orso^a, S. Donato^{a,c}, F. Fiori^{a,c}, L. Foà^{a,c}, A. Giassi^a, M. T. Grippo^{a,26}, F. Ligabue^{a,c}, T. Lomtadze^a,
L. Martini^{a,b}, A. Messineo^{a,b}, C. S. Moon^{a,27}, F. Palla^{a,2}, A. Rizzi^{a,b}, A. Savoy-Navarro^{a,28}, A. T. Serban^a, P. Spagnolo^a,
P. Squillacioti^{a,26}, R. Tenchini^a, G. Tonelli^{a,b}, A. Venturi^a, P. G. Verdini^a, C. Vernieri^{a,c,2}

INFN Sezione di Roma^a, Università di Roma^b, Rome, Italy

L. Barone^{a,b}, F. Cavallari^a, D. Del Re^{a,b}, M. Diemoz^a, M. Grassi^{a,b}, C. Jorda^a, E. Longo^{a,b}, F. Margaroli^{a,b},
P. Meridiani^a, F. Micheli^{a,b,2}, S. Nourbakhsh^{a,b}, G. Organtini^{a,b}, R. Paramatti^a, S. Rahatlou^{a,b}, C. Rovelli^a,
F. Santanastasio^{a,b}, L. Soffi^{a,b,2}, P. Traczyk^{a,b}

INFN Sezione di Torino^a, Università di Torino^b, Università del Piemonte Orientale (Novara)^c, Turin, Italy

N. Amapane^{a,b}, R. Arcidiacono^{a,c}, S. Argiro^{a,b,2}, M. Arneodo^{a,c}, R. Bellan^{a,b}, C. Biino^a, N. Cartiglia^a, S. Casasso^{a,b,2},
M. Costa^{a,b}, A. Degano^{a,b}, N. Demaria^a, L. Finco^{a,b}, C. Mariotti^a, S. Maselli^a, E. Migliore^{a,b}, V. Monaco^{a,b},
M. Musich^a, M. M. Obertino^{a,c,2}, G. Ortona^{a,b}, L. Pacher^{a,b}, N. Pastrone^a, M. Pelliccioni^a, G. L. Pinna Angioni^{a,b},
A. Potenza^{a,b}, A. Romero^{a,b}, M. Ruspa^{a,c}, R. Sacchi^{a,b}, A. Solano^{a,b}, A. Staiano^a, U. Tamponi^a

INFN Sezione di Trieste^a, Università di Trieste^b, Trieste, Italy

S. Belforte^a, V. Candelise^{a,b}, M. Casarsa^a, F. Cossutti^a, G. Della Ricca^{a,b}, B. Gobbo^a, C. La Licata^{a,b}, M. Marone^{a,b},
D. Montanino^{a,b,2}, A. Schizzi^{a,b}, T. Umer^{a,b}, A. Zanetti^a

Kangwon National University, Chunchon, Korea

S. Chang, T. A. Kropivnitskaya, S. K. Nam

Kyungpook National University, Taegu, Korea

D. H. Kim, G. N. Kim, M. S. Kim, D. J. Kong, S. Lee, Y. D. Oh, H. Park, A. Sakharov, D. C. Son

Institute for Universe and Elementary Particles, Chonnam National University, Kwangju, Korea

J. Y. Kim, S. Song

Korea University, Seoul, Korea

S. Choi, D. Gyun, B. Hong, M. Jo, H. Kim, Y. Kim, B. Lee, K. S. Lee, S. K. Park, Y. Roh

University of Seoul, Seoul, Korea

M. Choi, J. H. Kim, I. C. Park, S. Park, G. Ryu, M. S. Ryu

Sungkyunkwan University, Suwon, Korea

Y. Choi, Y. K. Choi, J. Goh, E. Kwon, J. Lee, H. Seo, I. Yu

Vilnius University, Vilnius, Lithuania

A. Juodagalvis

National Centre for Particle Physics, Universiti Malaya, Kuala Lumpur, Malaysia

J. R. Komaragiri

Centro de Investigacion y de Estudios Avanzados del IPN, Mexico City, MexicoH. Castilla-Valdez, E. De La Cruz-Burelo, I. Heredia-de La Cruz²⁹, R. Lopez-Fernandez, A. Sanchez-Hernandez**Universidad Iberoamericana, Mexico City, Mexico**

S. Carrillo Moreno, F. Vazquez Valencia

Benemerita Universidad Autonoma de Puebla, Puebla, Mexico

I. Pedraza, H. A. Salazar Ibarguen

Universidad Autónoma de San Luis Potosí, San Luis Potosí, Mexico

E. Casimiro Linares, A. Morelos Pineda

University of Auckland, Auckland, New Zealand

D. Krofcheck

University of Canterbury, Christchurch, New Zealand

P. H. Butler, S. Reucroft

National Centre for Physics, Quaid-I-Azam University, Islamabad, Pakistan

A. Ahmad, M. Ahmad, Q. Hassan, H. R. Hoorani, S. Khalid, W. A. Khan, T. Khurshid, M. A. Shah, M. Shoaib

National Centre for Nuclear Research, Swierk, Poland

H. Bialkowska, M. Bluj, B. Boimska, T. Frueboes, M. Górski, M. Kazana, K. Nawrocki, K. Romanowska-Rybinska, M. Szleper, P. Zalewski

Institute of Experimental Physics, Faculty of Physics, University of Warsaw, Warsaw, Poland

G. Brona, K. Bunkowski, M. Cwiok, W. Dominik, K. Doroba, A. Kalinowski, M. Konecki, J. Krolikowski, M. Misiura, M. Olszewski, W. Wolszczak

Laboratório de Instrumentação e Física Experimental de Partículas, Lisbon, Portugal

P. Bargassa, C. Beirão Da Cruz E Silva, P. Faccioli, P. G. Ferreira Parracho, M. Gallinaro, F. Nguyen, J. Rodrigues Antunes, J. Seixas, J. Varela, P. Vischia

Joint Institute for Nuclear Research, Dubna, RussiaM. Gavrilenko, I. Golutvin, I. Gorbunov, A. Kamenev, V. Karjavin, V. Konoplyanikov, A. Lanev, A. Malakhov, V. Matveev³⁰, P. Moiseev, V. Palichik, V. Perelygin, M. Savina, S. Shmatov, S. Shulha, N. Skatchkov, V. Smirnov, A. Zarubin**Petersburg Nuclear Physics Institute, Gatchina, St. Petersburg, Russia**V. Golovtsov, Y. Ivanov, V. Kim³¹, P. Levchenko, V. Murzin, V. Oreshkin, I. Smirnov, V. Sulimov, L. Uvarov, S. Vavilov, A. Vorobyev, An. Vorobyev**Institute for Nuclear Research, Moscow, Russia**

Yu. Andreev, A. Dermenev, S. Gninenko, N. Golubev, M. Kirsanov, N. Krasnikov, A. Pashenkov, D. Tlisov, A. Toropin

Institute for Theoretical and Experimental Physics, Moscow, Russia

V. Epshteyn, V. Gavrilov, N. Lychkovskaya, V. Popov, G. Safronov, S. Semenov, A. Spiridonov, V. Stolin, E. Vlasov, A. Zhokin

P. N. Lebedev Physical Institute, Moscow, Russia

V. Andreev, M. Azarkin, I. Dremin, M. Kirakosyan, A. Leonidov, G. Mesyats, S. V. Rusakov, A. Vinogradov

Skobeltsyn Institute of Nuclear Physics, Lomonosov Moscow State University, Moscow, RussiaA. Belyaev, E. Boos, M. Dubinin⁷, L. Dudko, A. Ershov, A. Gribushin, V. Klyukhin, O. Kodolova, I. Lokhtin, S. Obraztsov, S. Petrushanko, V. Savrin, A. Snigirev

State Research Center of Russian Federation, Institute for High Energy Physics, Protvino, Russia

I. Azhgirey, I. Bayshev, S. Bitioukov, V. Kachanov, A. Kalinin, D. Konstantinov, V. Krychkin, V. Petrov, R. Ryutin, A. Sobol, L. Tourtchanovitch, S. Troshin, N. Tyurin, A. Uzunian, A. Volkov

Faculty of Physics and Vinca Institute of Nuclear Sciences, University of Belgrade, Belgrade, Serbia

P. Adzic³², M. Dordevic, M. Ekmedzic, J. Milosevic

Centro de Investigaciones Energéticas Medioambientales y Tecnológicas (CIEMAT), Madrid, Spain

J. Alcaraz Maestre, C. Battilana, E. Calvo, M. Cerrada, M. Chamizo Llatas², N. Colino, B. De La Cruz, A. Delgado Peris, D. Domínguez Vázquez, A. Escalante Del Valle, C. Fernandez Bedoya, J. P. Fernández Ramos, J. Flix, M. C. Fouz, P. Garcia-Abia, O. Gonzalez Lopez, S. Goy Lopez, J. M. Hernandez, M. I. Josa, G. Merino, E. Navarro De Martino, A. Pérez-Calero Yzquierdo, J. Puerta Pelayo, A. Quintario Olmeda, I. Redondo, L. Romero, M. S. Soares

Universidad Autónoma de Madrid, Madrid, Spain

C. Albajar, J. F. de Trocóniz, M. Missiroli

Universidad de Oviedo, Oviedo, Spain

H. Brun, J. Cuevas, J. Fernandez Menendez, S. Folgueras, I. Gonzalez Caballero, L. Lloret Iglesias

Instituto de Física de Cantabria (IFCA), CSIC-Universidad de Cantabria, Santander, Spain

J. A. Brochero Cifuentes, I. J. Cabrillo, A. Calderon, J. Duarte Campderros, M. Fernandez, G. Gomez, A. Graziano, A. Lopez Virto, J. Marco, R. Marco, C. Martinez Rivero, F. Matorras, F. J. Munoz Sanchez, J. Piedra Gomez, T. Rodrigo, A. Y. Rodríguez-Marrero, A. Ruiz-Jimeno, L. Scodellaro, I. Vila, R. Vilar Cortabitarte

CERN, European Organization for Nuclear Research, Geneva, Switzerland

D. Abbaneo, E. Auffray, G. Auzinger, M. Bachtis, P. Baillon, A. H. Ball, D. Barney, A. Benaglia, J. Bendavid, L. Benhabib, J. F. Benitez, C. Bernet⁸, G. Bianchi, P. Bloch, A. Bocci, A. Bonato, O. Bondu, C. Botta, H. Breuer, T. Camporesi, G. Cerminara, S. Colafranceschi³³, M. D'Alfonso, D. d'Enterria, A. Dabrowski, A. David, F. De Guio, A. De Roeck, S. De Visscher, M. Dobson, N. Dupont-Sagorin, A. Elliott-Peisert, J. Eugster, G. Franzoni, W. Funk, M. Giffels, D. Gigi, K. Gill, D. Giordano, M. Girone, F. Glege, R. Guida, S. Gundacker, M. Guthoff, J. Hammer, M. Hansen, P. Harris, J. Hegeman, V. Innocente, P. Janot, K. Kousouris, K. Krajczar, P. Lecoq, C. Lourenço, N. Magini, L. Malgeri, M. Mannelli, L. Masetti, F. Meijers, S. Mersi, E. Meschi, F. Moortgat, S. Morovic, M. Mulders, P. Musella, L. Orsini, L. Pape, E. Perez, L. Perrozzi, A. Petrilli, G. Petrucciani, A. Pfeiffer, M. Pierini, M. Pimiä, D. Piparo, M. Plagge, A. Racz, G. Rolandi³⁴, M. Rovere, H. Sakulin, C. Schäfer, C. Schwick, S. Sekmen, A. Sharma, P. Siegrist, P. Silva, M. Simon, P. Sphicas³⁵, D. Spiga, J. Steggemann, B. Stieger, M. Stoye, D. Treille, A. Tsiros, G. I. Veres¹⁸, J.R. Vlimant, N. Wardle, H. K. Wöhri, W. D. Zeuner

Paul Scherrer Institut, Villigen, Switzerland

W. Bertl, K. Deiters, W. Erdmann, R. Horisberger, Q. Ingram, H. C. Kaestli, S. König, D. Kotlinski, U. Langenegger, D. Renker, T. Rohe

Institute for Particle Physics, ETH Zurich, Zurich, Switzerland

F. Bachmair, L. Bäni, L. Bianchini, P. Bortignon, M. A. Buchmann, B. Casal, N. Chanon, A. Deisher, G. Dissertori, M. Dittmar, M. Donegà, M. Dünser, P. Eller, C. Grab, D. Hits, W. Luster, B. Mangano, A. C. Marini, P. Martinez Ruiz del Arbol, D. Meister, N. Mohr, C. Nägeli³⁶, P. Nef, F. Nessi-Tedaldi, F. Pandolfi, F. Pauss, M. Peruzzi, M. Quittnat, L. Rebane, F.J. Ronga, M. Rossini, A. Starodumov³⁷, M. Takahashi, K. Theofilatos, R. Wallny, H. A. Weber

Universität Zürich, Zurich, Switzerland

C. AMSLER³⁹, M. F. Canelli, V. Chiochia, A. De Cosa, A. Hinzmann, T. Hreus, M. Ivova Rikova, B. Kilminster, B. Millan Mejias, J. Ngadiuba, P. Robmann, H. Snoek, S. Taroni, M. Verzetti, Y. Yang

National Central University, Chung-Li, Taiwan

M. Cardaci, K. H. Chen, C. Ferro, C. M. Kuo, W. Lin, Y. J. Lu, R. Volpe, S. S. Yu

National Taiwan University (NTU), Taipei, Taiwan

P. Chang, Y. H. Chang, Y. W. Chang, Y. Chao, K. F. Chen, P. H. Chen, C. Dietz, U. Grundler, W.-S. Hou, K. Y. Kao, Y. J. Lei, Y. F. Liu, R.-S. Lu, D. Majumder, E. Petrakou, Y. M. Tzeng, R. Wilken

Department of Physics, Faculty of Science, Chulalongkorn University, Bangkok, Thailand

B. Asavapibhop, N. Srimanobhas, N. Suwonjandee

Cukurova University, Adana, Turkey

A. Adiguzel, M. N. Bakirci³⁹, S. Cerci⁴⁰, C. Dozen, I. Dumanoglu, E. Eskut, S. Girgis, G. Gokbulut, E. Gurpinar, I. Hos, E. E. Kangal, A. Kayis Topaksu, G. Onengut⁴¹, K. Ozdemir, S. Ozturk³⁹, A. Polatoz, K. Sogut⁴², D. Sunar Cerci⁴¹, B. Tali⁴⁰, H. Topakli³⁹, M. Vergili

Physics Department, Middle East Technical University, Ankara, Turkey

I. V. Akin, B. Bilin, S. Bilmis, H. Gamsizkan, G. Karapinar⁴³, K. Ocalan, U. E. Surat, M. Yalvac, M. Zeyrek

Bogazici University, Istanbul, Turkey

E. Gülmez, B. Isildak⁴⁴, M. Kaya⁴⁵, O. Kaya⁴⁵

Istanbul Technical University, Istanbul, Turkey

H. Bahtiyar⁴⁶, E. Barlas, K. Cankocak, F. I. Vardarli, M. Yücel

National Scientific Center, Kharkov Institute of Physics and Technology, Kharkov, Ukraine

L. Levchuk, P. Sorokin

University of Bristol, Bristol, UK

J. J. Brooke, E. Clement, D. Cussans, H. Flacher, R. Frazier, J. Goldstein, M. Grimes, G. P. Heath, H. F. Heath, J. Jacob, L. Kreczko, C. Lucas, Z. Meng, D. M. Newbold⁴⁷, S. Paramesvaran, A. Poll, S. Senkin, V. J. Smith, T. Williams

Rutherford Appleton Laboratory, Didcot, UK

K. W. Bell, A. Belyaev⁴⁸, C. Brew, R. M. Brown, D. J. A. Cockerill, J. A. Coughlan, K. Harder, S. Harper, E. Olaiya, D. Petyt, C. H. Shepherd-Themistocleous, A. Thea, I. R. Tomalin, W. J. Womersley, S. D. Worm

Imperial College, London, UK

M. Baber, R. Bainbridge, O. Buchmuller, D. Burton, D. Colling, N. Cripps, M. Cutajar, P. Dauncey, G. Davies, M. Della Negra, P. Dunne, W. Ferguson, J. Fulcher, D. Futyan, A. Gilbert, G. Hall, G. Iles, M. Jarvis, G. Karapostoli, M. Kenzie, R. Lane, R. Lucas⁴⁹, L. Lyons, A.-M. Magnan, S. Malik, J. Marrouche, B. Mathias, J. Nash, A. Nikitenko³⁸, J. Pela, M. Pesaresi, K. Petridis, D. M. Raymond, S. Rogerson, A. Rose, C. Seez, P. Sharp[†], A. Tapper, M. Vazquez Acosta, T. Virdee

Brunel University, Uxbridge, UK

J. E. Cole, P. R. Hobson, A. Khan, P. Kyberd, D. Leggat, D. Leslie, W. Martin, I. D. Reid, P. Symonds, L. Teodorescu, M. Turner

Baylor University, Waco, USA

J. Dittmann, K. Hatakeyama, A. Kasmi, H. Liu, T. Scarborough

The University of Alabama, Tuscaloosa, USA

O. Charaf, S. I. Cooper, C. Henderson, P. Rumerio

Boston University, Boston, USA

A. Avetisyan, T. Bose, C. Fantasia, A. Heister, P. Lawson, C. Richardson, J. Rohlf, D. Sperka, J. St. John, L. Sulak

Brown University, Providence, USA

J. Alimena, S. Bhattacharya, G. Christopher, D. Cutts, Z. Demiragli, A. Ferapontov, A. Garabedian, U. Heintz, S. Jabeen, G. Kukartsev, E. Laird, G. Landsberg, M. Luk, M. Narain, M. Segala, T. Sinthuprasith, T. Speer, J. Swanson

University of California, Davis, Davis, USA

R. Breedon, G. Breto, M. Calderon De La Barca Sanchez, S. Chauhan, M. Chertok, J. Conway, R. Conway, P. T. Cox, R. Erbacher, M. Gardner, W. Ko, R. Lander, T. Miceli, M. Mulhearn, D. Pellett, J. Pilot, F. Ricci-Tam, M. Searle, S. Shalhout, J. Smith, M. Squires, D. Stolp, M. Tripathi, S. Wilbur, R. Yohay

University of California, Los Angeles, USA

R. Cousins, P. Everaerts, C. Farrell, J. Hauser, M. Ignatenko, G. Rakness, E. Takasugi, V. Valuev, M. Weber

University of California, Riverside, Riverside, USA

J. Babb, R. Clare, J. Ellison, J. W. Gary, G. Hanson, J. Heilman, P. Jandir, E. Kennedy, F. Lacroix, H. Liu, O. R. Long, A. Luthra, M. Malberti, H. Nguyen, A. Shrinivas, S. Sumowidagdo, S. Wimpenny

University of California, San Diego, La Jolla, USA

W. Andrews, J. G. Branson, G. B. Cerati, S. Cittolin, R. T. D'Agnolo, D. Evans, A. Holzner, R. Kelley, D. Kovalskyi, M. Lebourgeois, J. Letts, I. Macneill, D. Olivito, S. Padhi, C. Palmer, M. Pieri, M. Sani, V. Sharma, S. Simon, E. Sudano, Y. Tu, A. Vartak, C. Welke, F. Würthwein, A. Yagil, J. Yoo

University of California, Santa Barbara, Santa Barbara, USA

D. Barge, J. Bradmiller-Feld, C. Campagnari, T. Danielson, A. Dishaw, K. Flowers, M. Franco Sevilla, P. Geffert, C. George, F. Golf, L. Gouskos, J. Incandela, C. Justus, N. Mccoll, J. Richman, D. Stuart, W. To, C. West

California Institute of Technology, Pasadena, USA

A. Apresyan, A. Bornheim, J. Bunn, Y. Chen, E. Di Marco, J. Duarte, A. Mott, H. B. Newman, C. Pena, C. Rogan, M. Spiropulu, V. Timciuc, R. Wilkinson, S. Xie, R. Y. Zhu

Carnegie Mellon University, Pittsburgh, USA

V. Azzolini, A. Calamba, T. Ferguson, Y. Iiyama, M. Paulini, J. Russ, H. Vogel, I. Vorobiev

University of Colorado at Boulder, Boulder, USA

J. P. Cumalat, B. R. Drell, W. T. Ford, A. Gaz, E. Luiggi Lopez, U. Nauenberg, J. G. Smith, K. Stenson, K. A. Ulmer, S. R. Wagner

Cornell University, Ithaca, USA

J. Alexander, A. Chatterjee, J. Chu, S. Dittmer, N. Eggert, W. Hopkins, B. Kreis, N. Mirman, G. Nicolas Kaufman, J. R. Patterson, A. Ryd, E. Salvati, L. Skinnari, W. Sun, W. D. Teo, J. Thom, J. Thompson, J. Tucker, Y. Weng, L. Winstrom, P. Wittich

Fairfield University, Fairfield, USA

D. Winn

Fermi National Accelerator Laboratory, Batavia, USA

S. Abdullin, M. Albrow, J. Anderson, G. Apollinari, L. A. T. Bauerdick, A. Beretvas, J. Berryhill, P. C. Bhat, K. Burkett, J. N. Butler, H. W. K. Cheung, F. Chlebana, S. Cihangir, V. D. Elvira, I. Fisk, J. Freeman, Y. Gao, E. Gottschalk, L. Gray, D. Green, S. Grünendahl, O. Gutsche, J. Hanlon, D. Hare, R. M. Harris, J. Hirschauer, B. Hooberman, S. Jindariani, M. Johnson, U. Joshi, K. Kaadze, B. Klima, S. Kwan, J. Linacre, D. Lincoln, R. Lipton, T. Liu, J. Lykken, K. Maeshima, J. M. Marraffino, V. I. Martinez Outschoorn, S. Maruyama, D. Mason, P. McBride, K. Mishra, S. Mrenna, Y. Musienko³⁰, S. Nahn, C. Newman-Holmes, V. O'Dell, O. Prokofyev, E. Sexton-Kennedy, S. Sharma, A. Soha, W. J. Spalding, L. Spiegel, L. Taylor, S. Tkaczyk, N. V. Tran, L. Uplegger, E. W. Vaandering, R. Vidal, A. Whitbeck, J. Whitmore, F. Yang

University of Florida, Gainesville, USA

D. Acosta, P. Avery, D. Bourilkov, M. Carver, T. Cheng, D. Curry, S. Das, M. De Gruttola, G. P. Di Giovanni, R. D. Field, M. Fisher, I. K. Furic, J. Hugon, J. Konigsberg, A. Korytov, T. Kypreos, J. F. Low, K. Matchev, P. Milenovic⁴⁹, G. Mitselmakher, L. Muniz, A. Rinkevicius, L. Shchutska, N. Skhirtladze, M. Snowball, J. Yelton, M. Zakaria

Florida International University, Miami, USA

V. Gaultney, S. Hewamanage, S. Linn, P. Markowitz, G. Martinez, J. L. Rodriguez

Florida State University, Tallahassee, USA

T. Adams, A. Askew, J. Bochenek, B. Diamond, J. Haas, S. Hagopian, V. Hagopian, K. F. Johnson, H. Prosper, V. Veeraraghavan, M. Weinberg

Florida Institute of Technology, Melbourne, USA

M. M. Baarmand, M. Hohlmann, H. Kalakhety, F. Yumiceva

University of Illinois at Chicago (UIC), Chicago, USA

M. R. Adams, L. Apanasevich, V. E. Bazterra, D. Berry, R. R. Betts, I. Bucinskaite, R. Cavanaugh, O. Evdokimov, L. Gauthier, C. E. Gerber, D. J. Hofman, S. Khalatyan, P. Kurt, D. H. Moon, C. O'Brien, C. Silkworth, P. Turner, N. Varelas

The University of Iowa, Iowa City, USA

E. A. Albayrak⁴⁶, B. Bilki⁵⁰, W. Clarida, K. Dilsiz, F. Duru, M. Haytmyradov, J.-P. Merlo, H. Mermerkaya⁵¹, A. Mestvirishvili, A. Moeller, J. Nachtman, H. Ogul, Y. Onel, F. Ozok⁴⁶, A. Penzo, R. Rahmat, S. Sen, P. Tan, E. Tiras, J. Wetzel, T. Yetkin⁵², K. Yi

Johns Hopkins University, Baltimore, USA

B. A. Barnett, B. Blumenfeld, S. Bolognesi, D. Fehling, A. V. Gritsan, P. Maksimovic, C. Martin, M. Swartz

The University of Kansas, Lawrence, USA

P. Baringer, A. Bean, G. Benelli, C. Bruner, J. Gray, R. P. KennyIII, M. Murray, D. Noonan, S. Sanders, J. Sekaric, R. Stringer, Q. Wang, J. S. Wood

Kansas State University, Manhattan, USA

A. F. Barfuss, I. Chakaberia, A. Ivanov, S. Khalil, M. Makouski, Y. Maravin, L. K. Saini, S. Shrestha, I. Svintradze

Lawrence Livermore National Laboratory, Livermore, USA

J. Gronberg, D. Lange, F. Rebassoo, D. Wright

University of Maryland, College Park, USA

A. Baden, B. Calvert, S. C. Eno, J. A. Gomez, N. J. Hadley, R. G. Kellogg, T. Kolberg, Y. Lu, M. Marionneau, A. C. Mignerey, K. Pedro, A. Skuja, M. B. Tonjes, S. C. Tonwar

Massachusetts Institute of Technology, Cambridge, USA

A. Apyan, R. Barbieri, G. Bauer, W. Busza, I. A. Cali, M. Chan, L. Di Matteo, V. Dutta, G. Gomez Ceballos, M. Goncharov, D. Gulhan, M. Klute, Y. S. Lai, Y.-J. Lee, A. Levin, P. D. Luckey, T. Ma, C. Paus, D. Ralph, C. Roland, G. Roland, G. S. F. Stephans, F. Stöckli, K. Sumorok, D. Velicanu, J. Veverka, B. Wyslouch, M. Yang, M. Zanetti, V. Zhukova

University of Minnesota, Minneapolis, USA

B. Dahmes, A. De Benedetti, A. Gude, S. C. Kao, K. Klapoetke, Y. Kubota, J. Mans, N. Pastika, R. Rusack, A. Singovsky, N. Tamba, J. Turkewitz

University of Mississippi, Oxford, USA

J. G. Acosta, S. Oliveros

University of Nebraska-Lincoln, Lincoln, USA

E. Avdeeva, K. Bloom, S. Bose, D. R. Claes, A. Dominguez, R. Gonzalez Suarez, J. Keller, D. Knowlton, I. Kravchenko, J. Lazo-Flores, S. Malik, F. Meier, G. R. Snow

State University of New York at Buffalo, Buffalo, USA

J. Dolen, A. Godshalk, I. Iashvili, A. Kharchilava, A. Kumar, S. Rappoccio

Northeastern University, Boston, USA

G. Alverson, E. Barberis, D. Baumgartel, M. Chasco, J. Haley, A. Massironi, D. M. Morse, D. Nash, T. Orimoto, D. Trocino, D. Wood, J. Zhang

Northwestern University, Evanston, USA

K. A. Hahn, A. Kubik, N. Mucia, N. Odell, B. Pollack, A. Pozdnyakov, M. Schmitt, S. Stoynev, K. Sung, M. Velasco, S. Won

University of Notre Dame, Notre Dame, USA

A. Brinkerhoff, K. M. Chan, A. Drozdetskiy, M. Hildreth, C. Jessop, D. J. Karmgard, N. Kellams, K. Lannon, W. Luo, S. Lynch, N. Marinelli, T. Pearson, M. Planer, R. Ruchti, N. Valls, M. Wayne, M. Wolf, A. Woodard

The Ohio State University, Columbus, USA

L. Antonelli, J. Brinson, B. Bylsma, L. S. Durkin, S. Flowers, C. Hill, R. Hughes, K. Kotov, T. Y. Ling, D. Puigh, M. Rodenburg, G. Smith, C. Vuosalo, B. L. Winer, H. Wolfe, H. W. Wulsin

Princeton University, Princeton, USA

E. Berry, O. Driga, P. Elmer, P. Hebda, A. Hunt, S. A. Koay, P. Lujan, D. Marlow, T. Medvedeva, M. Mooney, J. Olsen, P. Piroué, X. Quan, H. Saka, D. Stickland², C. Tully, J. S. Werner, S. C. Zenz, A. Zuranski

University of Puerto Rico, Mayagüez, USA

E. Brownson, H. Mendez, J. E. Ramirez Vargas

Purdue University, West Lafayette, USA

E. Alagoz, V. E. Barnes, D. Benedetti, G. Bolla, D. Bortoletto, M. De Mattia, A. Everett, Z. Hu, M. K. Jha, M. Jones, K. Jung, M. Kress, N. Leonardo, D. Lopes Pegna, V. Maroussov, P. Merkel, D. H. Miller, N. Neumeister, B. C. Radburn-Smith, X. Shi, I. Shipsey, D. Silvers, A. Svyatkovskiy, F. Wang, W. Xie, L. Xu, H. D. Yoo, J. Zablocki, Y. Zheng

Purdue University Calumet, Hammond, USA

N. Parashar, J. Stupak

Rice University, Houston, USA

A. Adair, B. Akgun, K. M. Ecklund, F. J. M. Geurts, W. Li, B. Michlin, B. P. Padley, R. Redjimi, J. Roberts, J. Zabel

University of Rochester, Rochester, USA

B. Betchart, A. Bodek, R. Covarelli, P. de Barbaro, R. Demina, Y. Eshaq, T. Ferbel, A. Garcia-Bellido, P. Goldenzweig, J. Han, A. Harel, A. Khukhunaishvili, D. C. Miner, G. Petrillo, D. Vishnevskiy

The Rockefeller University, New York, USA

A. Bhatti, R. Ciesielski, L. Demortier, K. Goulianos, G. Lungu, C. Mesropian

Rutgers, The State University of New Jersey, Piscataway, USA

S. Arora, A. Barker, J. P. Chou, C. Contreras-Campana, E. Contreras-Campana, D. Duggan, D. Ferencek, Y. Gershtein, R. Gray, E. Halkiadakis, D. Hidas, A. Lath, S. Panwalkar, M. Park, R. Patel, V. Rekovic, S. Salur, S. Schnetzer, C. Seitz, S. Somalwar, R. Stone, S. Thomas, P. Thomassen, M. Walker

University of Tennessee, Knoxville, USA

K. Rose, S. Spanier, A. York

Texas A&M University, College Station, USA

O. Bouhali⁵³, R. Eusebi, W. Flanagan, J. Gilmore, T. Kamon⁵⁴, V. Khotilovich, V. Krutelyov, R. Montalvo, I. Osipenkov, Y. Pakhotin, A. Perloff, J. Roe, A. Rose, A. Safonov, T. Sakuma, I. Suarez, A. Tatarinov

Texas Tech University, Lubbock, USA

N. Akchurin, C. Cowden, J. Damgov, C. Dragoiu, P. R. Duderov, J. Faulkner, K. Kovitanggoon, S. Kunori, S. W. Lee, T. Libeiro, I. Volobouev

Vanderbilt University, Nashville, USA

E. Appelt, A. G. Delannoy, S. Greene, A. Gurrola, W. Johns, C. Maguire, Y. Mao, A. Melo, M. Sharma, P. Sheldon, B. Snook, S. Tuo, J. Velkovska

University of Virginia, Charlottesville, USA

M. W. Arenton, S. Boutle, B. Cox, B. Francis, J. Goodell, R. Hirosky, A. Ledovskoy, H. Li, C. Lin, C. Neu, J. Wood

Wayne State University, Detroit, USA

S. Gollapinni, R. Harr, P. E. Karchin, C. Kottachchi Kankanamge Don, P. Lamichhane, J. Sturdy

University of Wisconsin, Madison, USA

D. A. Belknap, D. Carlsmith, M. Cepeda, S. Dasu, S. Duric, E. Friis, R. Hall-Wilton, M. Herndon, A. Hervé, P. Klabbbers, A. Lanaro, C. Lazaridis, A. Levine, R. Loveless, A. Mohapatra, I. Ojalvo, T. Perry, G. A. Pierro, G. Polese, I. Ross, T. Sarangi, A. Savin, W. H. Smith, N. Woods

† **Deceased**

1: Also at Vienna University of Technology, Vienna, Austria

2: Also at CERN, European Organization for Nuclear Research, Geneva, Switzerland

- 3: Also at Institut Pluridisciplinaire Hubert Curien, Université de Strasbourg, Université de Haute Alsace Mulhouse, CNRS/IN2P3, Strasbourg, France
- 4: Also at National Institute of Chemical Physics and Biophysics, Tallinn, Estonia
- 5: Also at Skobeltsyn Institute of Nuclear Physics, Lomonosov Moscow State University, Moscow, Russia
- 6: Also at Universidade Estadual de Campinas, Campinas, Brazil
- 7: Also at California Institute of Technology, Pasadena, USA
- 8: Also at Laboratoire Leprince-Ringuet, Ecole Polytechnique, IN2P3-CNRS, Palaiseau, France
- 9: Also at Joint Institute for Nuclear Research, Dubna, Russia
- 10: Also at Suez University, Suez, Egypt
- 11: Also at British University in Egypt, Cairo, Egypt
- 12: Also at Fayoum University, El-Fayoum, Egypt
- 13: Also at British University in Egypt, Cairo, Egypt
- 14: Now at Ain Shams University, Cairo, Egypt
- 15: Also at Université de Haute Alsace, Mulhouse, France
- 16: Also at Brandenburg University of Technology, Cottbus, Germany
- 17: Also at The University of Kansas, Lawrence, USA
- 18: Also at Institute of Nuclear Research ATOMKI, Debrecen, Hungary
- 19: Also at Eötvös Loránd University, Budapest, Hungary
- 20: Also at University of Debrecen, Debrecen, Hungary
- 21: Now at King Abdulaziz University, Jeddah, Saudi Arabia
- 22: Also at University of Visva-Bharati, Santiniketan, India
- 23: Also at University of Ruhuna, Matara, Sri Lanka
- 24: Also at Isfahan University of Technology, Isfahan, Iran
- 25: Also at Sharif University of Technology, Tehran, Iran
- 26: Also at Plasma Physics Research Center, Science and Research Branch, Islamic Azad University, Tehran, Iran
- 27: Also at Università degli Studi di Siena, Siena, Italy
- 28: Also at Centre National de la Recherche Scientifique (CNRS)-IN2P3, Paris, France
- 29: Also at Purdue University, West Lafayette, USA
- 30: Also at Universidad Michoacana de San Nicolas de Hidalgo, Morelia, Mexico
- 31: Also at Institute for Nuclear Research, Moscow, Russia
- 32: Also at St. Petersburg State Polytechnical University, St. Petersburg, Russia
- 33: Also at Faculty of Physics, University of Belgrade, Belgrade, Serbia
- 34: Faculty of Physics, University of Belgrade, Belgrade, Serbia
- 35: Also at Facoltà Ingegneria, Università di Roma, Rome, Italy
- 36: Also at Scuola Normale e Sezione dell'INFN, Pisa, Italy
- 37: Also at University of Athens, Athens, Greece
- 38: Also at Paul Scherrer Institut, Villigen, Switzerland
- 39: Also at Institute for Theoretical and Experimental Physics, Moscow, Russia
- 40: Also at Albert Einstein Center for Fundamental Physics, Bern, Switzerland
- 41: Also at Gaziosmanpasa University, Tokat, Turkey
- 42: Also at Adiyaman University, Adiyaman, Turkey
- 43: Also at Cag University, Mersin, Turkey
- 44: Also at Mersin University, Mersin, Turkey
- 45: Also at Izmir Institute of Technology, Izmir, Turkey
- 46: Also at Ozyegin University, Istanbul, Turkey
- 47: Also at Kafkas University, Kars, Turkey
- 48: Also at Mimar Sinan University, Istanbul, Istanbul, Turkey
- 49: Also at Rutherford Appleton Laboratory, Didcot, UK
- 50: Also at School of Physics and Astronomy, University of Southampton, Southampton, UK
- 51: Also at University of Belgrade, Faculty of Physics and Vinca Institute of Nuclear Sciences, Belgrade, Serbia
- 52: Also at Argonne National Laboratory, Argonne, USA
- 53: Also at Erzincan University, Erzincan, Turkey

- 54: Also at Yildiz Technical University, Istanbul, Turkey
- 55: Also at Texas A&M University at Qatar, Doha, Qatar
- 56: Also at Kyungpook National University, Daegu, Korea