


The Compact Muon Solenoid Experiment
Conference Report

Mailing address: CMS CERN, CH-1211 GENEVA 23, Switzerland



11 June 2014

Web-based monitoring tools for Resistive Plate Chambers in the CMS experiment at CERN

Min Suk Kim for the CMS Collaboration

Abstract

The Resistive Plate Chambers (RPC) are used in the CMS experiment at the trigger level and also in the standard offline muon reconstruction. In order to guarantee the quality of the data collected and to monitor online the detector performance, a set of tools has been developed in CMS which is heavily used in the RPC system. The Web-based monitoring (WBM) is a set of java servlets that allows users to check the performance of the hardware during data taking, providing distributions and history plots of all the parameters. The functionalities of the RPC WBM monitoring tools are presented along with studies of the detector performance as a function of growing luminosity and environmental conditions that are tracked over time.

Presented at *RPC2014 The XII workshop on Resistive Plate Chambers and Related Detectors*

Web-based monitoring tools for Resistive Plate Chambers in the CMS experiment at CERN

Min Suk Kim* on behalf of the CMS Collaboration

*Kyungpook National University, Department of Physics,
80 Daehakro, Bukgu, Daegu, 702-701, Korea*

E-mail: minsuk@cern.ch

ABSTRACT: The Resistive Plate Chambers (RPC) are used in the CMS experiment at the trigger level and also in the standard offline muon reconstruction. In order to guarantee the quality of the data collected and to monitor online the detector performance, a set of tools has been developed in CMS which is heavily used in the RPC system. The Web-based monitoring (WBM) is a set of java servlets that allows users to check the performance of the hardware during data taking, providing distributions and history plots of all the parameters. The functionalities of the RPC WBM monitoring tools are presented along with studies of the detector performance as a function of growing luminosity and environmental conditions that are tracked over time.

KEYWORDS: CMS Muon system; Resistive Plate Chambers; Web; Monitoring Tools.

*Corresponding author.

Contents

1. Introduction	1
2. WBM monitoring tools for RPC	1
3. Conclusions	4

1. Introduction

The World Wide Web was invented in 1989 at CERN near Geneva, Switzerland. Since that time, the Web has been used as a tool in High Energy Physics (HEP) to exchange data and results. In 25 years after the first connection was established, millions of computers have been connected together through the Internet and HEP experiments have continued to enlarge this favorite collaborative tool.

Monitoring in the CMS experiment [1] is a demanding task with the growth in data size and complexity. The amount of people physically present in the control rooms of the experiment is limited and there is a need for remote monitoring so that the shift takers and experts can detect, diagnose and fix problems from remote locations.

Monitoring is a key component in the effort to achieve efficient and high quality data taking. The data quality monitoring and certification systems from online data taking to delivering certified data sets for physics analyses, release validation and offline re-reconstruction activities at Tier-1 sites are well described in Ref. [2]. The Web-based monitoring (WBM) has the goal to provide a suite of tools that is easy to use, accessible through firewalls, secure, flexible, and maintainable as described in Ref. [3, 4].

In this paper, we present the functionality of the WBM monitoring tools for RPC, employed by shift crew members, detector subsystem experts, operation coordinators, and those performing data analysis.

2. WBM monitoring tools for RPC

The CMS muon system consists of three independent and complementary sub-systems: Drift Tubes (DT) and Cathode Strip Chambers (CSC) in the barrel and endcap regions respectively, and Resistive Plate Chambers (RPC) in both the regions. In Fig. 1, along the z axis, the DTs and RPCs in the barrel are divided into 5 wheels, with Wheel 0 in the center of the detector (i.e., $z = 0$) and wheels $W \pm 1$ and $W \pm 2$ in the $\pm z$ directions. The endcap region is composed of four iron disks on each side along z , see Ref. [5] for details.

The RPC WBM is part of the WBM services which provides monitoring of both real-time and archival data. Sources of information, which can be obtained via specialized hardware, are the CMS experiment and the LHC accelerator at CERN. The WBM server runs an Apache daemon [6]

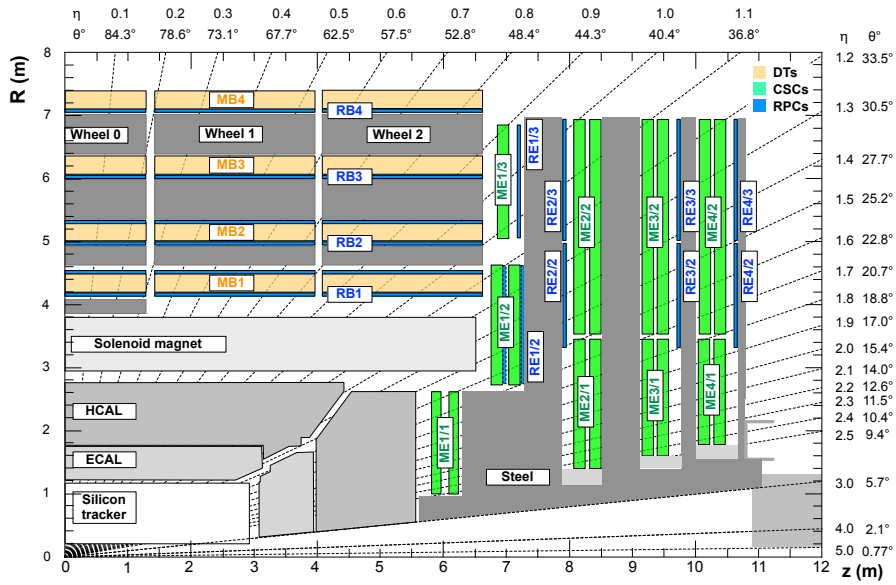


Figure 1. Layout of one quadrant of the CMS detector. Muon stations are placed in the steel return yoke of the magnet (gray). The four DT stations in the barrel (yellow), the four CSC disks in the endcap (green), and the RPCs in both barrel and endcap regions (blue) are shown. The fourth disks of new CSCs and RPCs (ME4 and RE4 for $1.2 < |\eta| < 1.8$) are installed during the first Long Shutdown at the LHC in 2013-2014.

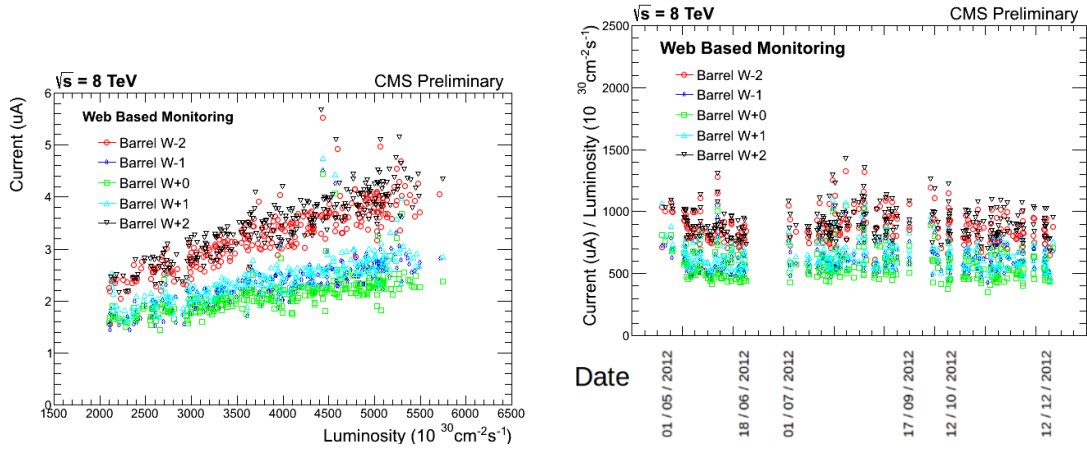


Figure 2. The RPC chamber current for each wheel in the barrel as a function of growing instantaneous luminosity (left) and the current divided by luminosity as a function of time (right). Each gap in time indicates a short maintenance period of the LHC.

to respond to HTTP requests and most of the user interactive work is handled through Apache Tomcat [7], using a java servlet architecture. The ROOT [8] package is used for historical plotting on the hardware performance and data manipulation. Many of the pages use SQL (Structured Query Language) to communicate with the CMS online database.

All the main parameters of the RPC system such as high voltage, current, temperature, gas flow, noise, and the environmental variables can be monitored through the RPC WBM. These

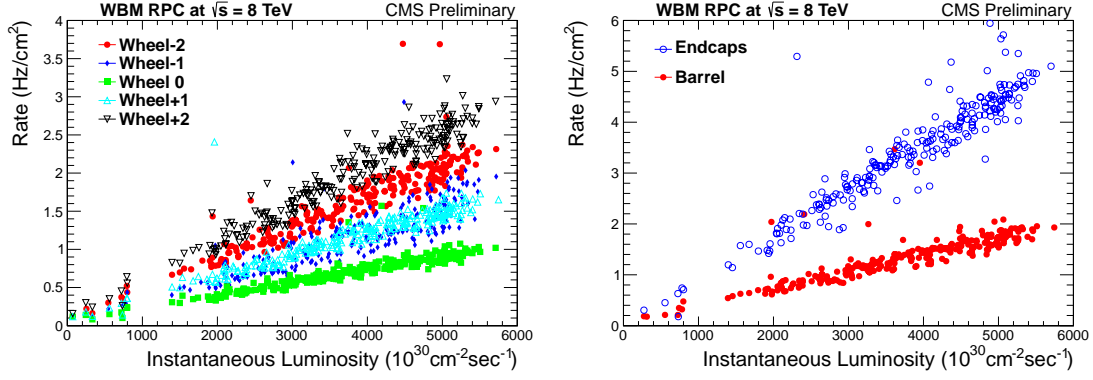


Figure 3. The measured rate for each wheel in the barrel (left) and averaged on wheels and disks (right) as a function of growing instantaneous luminosity.

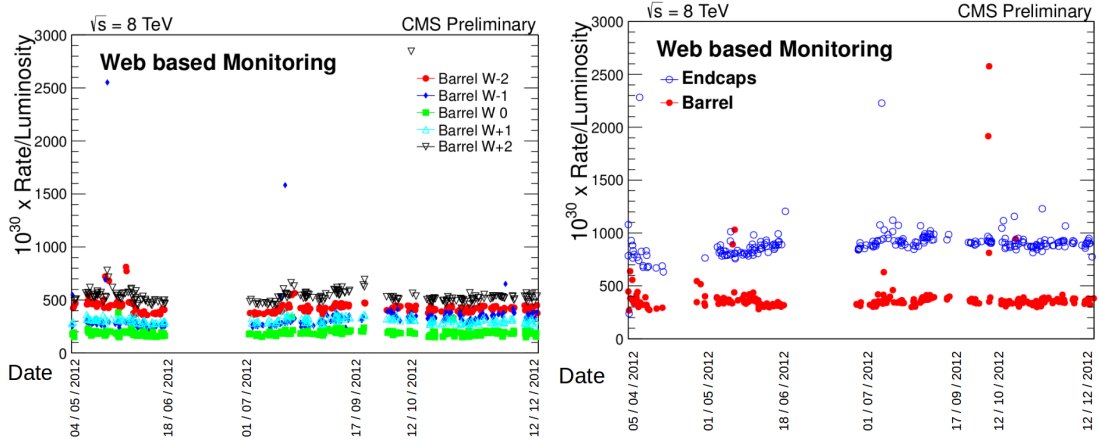


Figure 4. The measured rate for each wheel in the barrel (left) and averaged on wheels and disks (right) divided by luminosity as a function of time. Each gap in time indicates a short maintenance period of the LHC.

functionalities of the WBM system allow both the experts and shift takers to have a clear idea of the detector performance during a cosmic or collision run, or the particular running period.

As an example of the plots that can be obtained using the RPC WBM monitoring tools, Fig. 2 shows the RPC chamber current in the barrel as a function of growing instantaneous luminosity and the same current divided by instantaneous luminosity as a function of time during the 2012 LHC run at 8 TeV. For every wheel in the barrel, the linear correlation of the chamber current and the delivered instantaneous luminosity can be clearly seen. Differences are observed for the wheels that are located at different positions along the beam direction z . A good linearity is found between the current, divided by the luminosity, and time.

Similarly, the measured rate has such a linear correlation as shown in Fig. 3 for every wheel and averaged on wheels and disks. An asymmetry is found between the wheels $W_{\pm 2}$, which is under investigation during the first Long Shutdown at the LHC in 2013-2014. Fig. 4 shows the time-independent rate normalized to the luminosity. Sources of these main parameters are particles coming from the interaction point or neutron or non-collision beam-related background.

The RPC chamber current and rate are the most important information about LHC and RPC performance for the data certification that the shift crew must provide as soon as the data are available. After having verified the detector performance using the WBM monitoring tools, the data integrity and quality can be easily checked with the data quality monitoring service.

3. Conclusions

The RPC WBM monitoring tools has been developed and used for studies of the detector performance during the 2012 LHC run at 8 TeV. The web-based nature of the service can provide users around the world with useful information through a simple web page, leading the challenge on a global collaboration to monitor the performance of the LHC and the CMS detector and to certify the data for physics analyses.

Acknowledgments

We congratulate our colleagues in the CERN accelerator departments for the excellent performance of the LHC and thank the technical and administrative staffs at CERN and at other CMS institutes for their contributions to the success of the CMS effort. In addition, we gratefully acknowledge the computing centres and personnel of the Worldwide LHC Computing Grid for delivering so effectively the computing infrastructure essential to our analyses. Finally, we acknowledge the enduring support for the construction and operation of the LHC and the CMS detector provided by the following funding agencies: BMWFW and FWF (Austria); FNRS and FWO (Belgium); CNPq, CAPES, FAPERJ, and FAPESP (Brazil); MES (Bulgaria); CERN; CAS, MoST, and NSFC (China); COLCIENCIAS (Colombia); MSES and CSF (Croatia); RPF (Cyprus); MoER, ERC IUT and ERDF (Estonia); Academy of Finland, MEC, and HIP (Finland); CEA and CNRS/IN2P3 (France); BMBF, DFG, and HGF (Germany); GSRT (Greece); OTKA and NIH (Hungary); DAE and DST (India); IPM (Iran); SFI (Ireland); INFN (Italy); NRF and WCU (Republic of Korea); LAS (Lithuania); MOE and UM (Malaysia); CINVESTAV, CONACYT, SEP, and UASLP-FAI (Mexico); MBIE (New Zealand); PAEC (Pakistan); MSHE and NSC (Poland); FCT (Portugal); JINR (Dubna); MON, RosAtom, RAS and RFBR (Russia); MESTD (Serbia); SEIDI and CPAN (Spain); Swiss Funding Agencies (Switzerland); MST (Taipei); ThEPCenter, IPST, STAR and NSTDA (Thailand); TUBITAK and TAEK (Turkey); NASU and SFFR (Ukraine); STFC (United Kingdom); DOE and NSF (USA).

References

- [1] CMS Collaboration, *The CMS experiment at the CERN LHC*, *JINST* **3** (2008) S08004
- [2] L. Tuura et al., *CMS data quality monitoring: Systems and experiences*, *J. Phys.: Conf. Ser.* **219** (2010) 072020
- [3] W. Badgett et al., *Web based monitoring in the CMS experiment at CERN*, *J. Phys.: Conf. Ser.* **331** (2011) 022025
- [4] W. Badgett et al., *New Developments in Web Based Monitoring at the CMS experiment*, *J. Phys.: Conf. Ser.* **396** (2012) 062002

- [5] CMS Collaboration, *Performance of CMS muon detector in proton-proton collisions at $\sqrt{s} = 7$ TeV at the LHC*, *JINST* **8** (2013) P11002 [arXiv:1306.6905v2]
- [6] <http://httpd.apache.org/>
- [7] <http://tomcat.apache.org/>
- [8] <http://root.cern.ch/>