



Measurement of the ratio of inclusive jet cross sections
using the anti- k_T algorithm with radius parameters $R = 0.5$
and 0.7 in pp collisions at $\sqrt{s} = 7$ TeV

The CMS Collaboration*

Abstract

Measurements of the inclusive jet cross section with the anti- k_T clustering algorithm are presented for two radius parameters, $R = 0.5$ and 0.7 . They are based on data from LHC proton-proton collisions at $\sqrt{s} = 7$ TeV corresponding to an integrated luminosity of 5.0 fb^{-1} collected with the CMS detector in 2011. The ratio of these two measurements is obtained as a function of the rapidity and transverse momentum of the jets. Significant discrepancies are found comparing the data to leading-order simulations and to fixed-order calculations at next-to-leading order, corrected for non-perturbative effects, whereas simulations with next-to-leading-order matrix elements matched to parton showers describe the data best.

Published in Physical Review D as doi:10.1103/PhysRevD.90.072006.

1 Introduction

The inclusive cross section for jets produced with high transverse momenta in proton-proton collisions is described by quantum chromodynamics (QCD) in terms of parton-parton scattering. The partonic cross section $\hat{\sigma}_{\text{jet}}$ is convolved with the parton distribution functions (PDFs) of the proton and is computed in perturbative QCD (pQCD) as an expansion in powers of the strong coupling constant, α_S . In practice, the complexity of the calculations requires a truncation of the series after a few terms. Next-to-leading order (NLO) calculations of inclusive jet and dijet production were carried out in the early 1990s [1–3], and more recently, progress towards next-to-next-to-leading order (NNLO) calculations has been reported [4].

Jet cross sections at the parton level are not well defined unless one uses a jet algorithm that is safe from collinear and infrared divergences, i.e., an algorithm that produces a cluster result that does not change in the presence of soft gluon emissions or collinear splittings of partons. Analyses conducted with LHC data employ the anti- k_T jet algorithm [5], which is collinear- and infrared-safe. At the Tevatron, however, only a subset of analyses done with the k_T jet algorithm [6–9] are collinear- and infrared-safe. Nonetheless, the inclusive jet measurements with jet size parameters R on the order of unity performed by the CDF [10–12] and D0 [13–15] Collaborations at 1.8 and 1.96 TeV center-of-mass energies are well described by NLO QCD calculations. Even though calculations at NLO provide at most three partons in the final state for jet clustering, measurements with somewhat smaller anti- k_T jet radii of $R = 0.4$ up to 0.7 by the ATLAS [16, 17], CMS [18–20], and ALICE [21] Collaborations are equally well characterized for 2.76 and 7 TeV center-of-mass energies at the LHC.

The relative normalization of measured cross sections and theoretical predictions for different jet radii R exhibits a dependence on R . This effect has been investigated theoretically in Refs. [22, 23], where it was found that, in a collinear approximation, the impact of perturbative radiation and of the nonperturbative effects of hadronization and the underlying event on jet transverse momenta scales for small R roughly with $\ln R$, $-1/R$, and R^2 respectively. As a consequence, the choice of the jet radius parameter R determines which aspects of jet formation are emphasized. In order to gain insight into the interplay of these effects, Ref. [22] suggested a study of the relative difference between inclusive jet cross sections that emerge from two different jet definitions:

$$\left(\frac{d\sigma^{\text{alt}}}{dp_T} - \frac{d\sigma^{\text{ref}}}{dp_T} \right) / \left(\frac{d\sigma^{\text{ref}}}{dp_T} \right) = \mathcal{R}(\text{alt}, \text{ref}) - 1. \quad (1)$$

Different jet algorithms applied to leading-order (LO) two-parton final states lead to identical results, provided partons in opposite hemispheres are not clustered together. Therefore, the numerator differs from zero only for three or more partons, and the quantity defined in Eq. (1) defines a three-jet observable that is calculable to NLO with terms up to α_S^4 with NLOJET++ [24, 25] as demonstrated in Ref. [26].

The analysis presented here focuses on the study of the jet radius ratio, $\mathcal{R}(0.5, 0.7)$, as a function of the jet p_T and rapidity y , using the anti- k_T jet algorithm with $R = 0.5$ as the alternative and $R = 0.7$ as the reference jet radius. It is expected that QCD radiation reduces this ratio below unity and that the effect vanishes with the increasing collimation of jets at high p_T .

The LO Monte Carlo (MC) event generators PYTHIA6 [27] and HERWIG++ [28] are used as a basis for comparison, including parton showers (PS) and models for hadronization and the underlying event. As in the previous publication [20], they are also used to derive nonperturbative (NP) correction factors for the fixed-order predictions, which will be denoted $\text{LO} \otimes \text{NP}$ and

NLO \otimes NP as appropriate. In addition, jet production as predicted with POWHEG at NLO [29] and matched to the PS of PYTHIA6 is compared to measurements.

A similar study has been performed by the ALICE Collaboration [21], and the ZEUS Collaboration at the HERA collider investigated the jet ratio as defined with two different jet algorithms [30]. Comparisons to predictions involving POWHEG have been presented previously by ATLAS [16].

2 The CMS detector

A detailed description of the CMS experiment can be found elsewhere [31]. The CMS coordinate system has the origin at the center of the detector. The z-axis points along the direction of the counterclockwise beam, with the transverse plane perpendicular to the beam. Azimuthal angle is denoted ϕ , polar angle θ and pseudorapidity is defined as $\eta \equiv -\ln(\tan[\theta/2])$.

The central feature of the CMS apparatus is a superconducting solenoid, of 6 m internal diameter, providing a field of 3.8 T. Within the field volume are a silicon pixel and strip tracker, a crystal electromagnetic calorimeter (ECAL) and a sampling hadron calorimeter (HCAL). The ECAL is made up of lead tungstate crystals, while the HCAL is made up of layers of plates of brass and plastic scintillator. These calorimeters provide coverage up to $|\eta| < 3.0$. An iron and quartz-fiber Cherenkov hadron forward (HF) calorimeter covers $3.0 < |\eta| < 5.0$. The muons are measured in the range $|\eta| < 2.4$, with detection planes made using three technologies: drift tubes, cathode strip chambers, and resistive-plate chambers.

3 Jet reconstruction

The particle-flow (PF) event reconstruction algorithm is meant to reconstruct and identify each single particle with an optimal combination of all subdetector information [32]. The energy of photons is directly obtained from the ECAL measurement, corrected for zero-suppression effects. The energy of electrons is determined from a combination of the track momentum at the main interaction vertex, the corresponding ECAL cluster energy, and the energy sum of all bremsstrahlung photons attached to the track. Muons are identified with the muon system and their energy is obtained from the corresponding track momentum. The energy of charged hadrons is determined from a combination of the track momentum and the corresponding ECAL and HCAL energy, corrected for zero-suppression effects, and calibrated for the nonlinear response of the calorimeters. Finally the energy of neutral hadrons is obtained from the corresponding calibrated ECAL and HCAL energy.

Jets are reconstructed offline from the PF objects, clustered by the anti- k_T algorithm with jet radius $R = 0.5$ and 0.7 using the FASTJET package [33]. The jet momentum is determined as the vectorial sum of all particle momenta in the jet. An offset correction is applied to take into account the extra energy clustered into jets due to additional proton-proton interactions within the same bunch crossing. Jet energy corrections are derived from the simulation separately for $R = 0.5$ and 0.7 jets, and are confirmed by in situ measurements with the energy balance of dijet, Z+jet, and photon+jet events using the missing E_T projection fraction method, which is independent of the jet clustering algorithm [34]. Additional selection criteria are applied to each event to remove spurious jet-like features originating from isolated noise patterns in certain HCAL regions.

The offset correction is particularly important for the jet radius ratio analysis, because it scales with the jet area, which is on average twice as large for $R = 0.7$ jets than for 0.5 jets, while most

other jet energy uncertainties cancel out. The offset subtraction is performed with the hybrid jet area method presented in Ref. [34]. In the original jet area method [35] the offset is calculated as a product of the global energy density ρ and the jet area A_{jet} , both of which are determined using FASTJET. In the hybrid method ρ is corrected for:

(1) the experimentally determined η -dependence of the offset energy density using minimum bias data, (2) the underlying event energy density using dijet data, and (3) the difference in offset energy density inside and outside of the jet cone using simulation.

The average number of pileup interactions in 2011 was between 7.4 and 10.3, depending on the trigger conditions (as discussed in Sec. 5.1). This corresponds to between 5.6 and 7.5 good, reconstructed vertices, amounting to a pileup vertex reconstruction and identification efficiency of about 60–65%. The global average energy density ρ was between 4.8 and 6.2 GeV/rad², averaging to about 0.5 GeV/rad² per pileup interaction on top of 1.5 GeV/rad² for the underlying event, noise, and out-of-time contributions. The anti- k_T jet areas are well approximated by πR^2 and are about 0.8 and 1.5 rad² for $R = 0.5$ and 0.7, respectively. This sets the typical offset in the range of 3.8–4.9 GeV (7.2–9.3 GeV) for $R = 0.5$ (0.7). Most of the pileup offset is due to collisions within the same bunch crossing, with lesser contributions from neighboring bunch crossings, i.e. out-of-time pileup.

4 Monte Carlo models and theoretical calculations

Three MC generators are used for simulating events and for theoretical predictions:

- PYTHIA version 6.422 [27] uses LO matrix elements to generate the $2 \rightarrow 2$ hard process in pQCD and a PS model for parton emissions close in phase space [36–38]. To simulate the underlying event several options are available [38–40]. Hadronization is performed with the Lund string fragmentation [41–43]. In this analysis, events are generated with the Z2 tune, where parton showers are ordered in p_T . The Z2 tune is identical to the Z1 tune described in Ref. [44], except that Z2 uses the CTEQ6L1 [45] parton distribution functions.
- Similarly, HERWIG++ is a MC event generator with LO matrix elements, which is employed here in the form of version 2.4.2 with the default tune of version 2.3 [28]. HERWIG++ simulates parton showers using the coherent branching algorithm with angular ordering of emissions [46, 47]. The underlying event is simulated with the eikonal multiple partonic-scattering model [48] and hadrons are formed from quarks and gluons using cluster fragmentation [49].
- In contrast, the POWHEG BOX [50–52] is a general computing framework to interface NLO calculations to MC event generators. The jet production relevant here is described in Ref. [29]. To complete the event generation with parton showering, modelling of the underlying event, and hadronization, PYTHIA6 was employed in this study, although HERWIG++ can be used as well.

All three event generation schemes are compared at particle level to the jet radius ratio \mathcal{R} . Any dependence of jet production on the jet radius is generated only through parton showering in PYTHIA6 and HERWIG++, whereas with POWHEG the hardest additional emission is provided at the level of the matrix elements.

A fixed-order prediction at LO of the jet radius ratio is obtained using the NLOJET++ program version 4.1.3 [24, 25] within the framework of the FASTNLO package version 2.1 [53]. The NLO calculations are performed using the technique from Ref. [26]. The nonperturbative correction

factors are estimated from PYTHIA6 and HERWIG++ as in Ref. [20].

5 Measurement of differential inclusive jet cross sections

The measurement of the jet radius ratio $\mathcal{R}(0.5,0.7)$ is calculated by forming the ratio of two separate measurements of the differential jet cross sections with the anti- k_T clustering parameters $R = 0.5$ and 0.7 . These measurements are reported in six 0.5-wide bins of absolute rapidity for $|y| < 3.0$ starting from $p_T > 56$ GeV for the lowest single jet trigger threshold. The methods used in this paper closely follow those presented in Ref. [20] for $R = 0.7$, and the results fully agree with the earlier publication within the overlapping phase space. The results for $R = 0.5$ also agree with the earlier CMS publication [18] within statistical and systematic uncertainties. Particular care is taken to ensure that any residual biases in the $R = 0.5$ and 0.7 measurements cancel for the jet radius ratio, whether coming from the jet energy scale, jet resolutions, unfolding, trigger, or the integrated luminosity measurement. The statistical correlations between the two measurements are properly taken into account, and are propagated to the final uncertainty estimates for the jet radius ratio \mathcal{R} .

5.1 Data samples and event selection

Events were collected online with a two-tiered trigger system, consisting of a hardware level-1 and a software high-level trigger (HLT). The jet algorithm run by the trigger uses the energies measured in the ECAL, HCAL, and HF calorimeters. The anti- k_T clustering with radius parameter $R = 0.5$ is used as implemented in the FASTJET package. The data samples used for this measurement were collected with single-jet HLT triggers, where in each event at least one $R = 0.5$ jet, measured from calorimetric energies alone, is required to exceed a minimal p_T as listed in Table 1. The triggers with low p_T thresholds have been prescaled to limit the trigger rates, which means that they correspond to a lower integrated luminosity \mathcal{L}_{int} , as shown in Table 1.

The p_T thresholds in the later analysis are substantially higher than in the HLT to account for differences between jets measured with only the calorimetric detectors and PF jets. For each trigger threshold the efficiency turn-on as a function of p_T for the larger radius parameter $R = 0.7$ is less sharp than for $R = 0.5$. This is caused by potential splits of one $R = 0.7$ jet into two $R = 0.5$ jets and by additional smearing from pileup for the larger cone size. The selection criteria ensure trigger efficiencies above 97% (98.5%) for $R = 0.7$ at $p_T = 56$ GeV ($p_T > 114$ GeV as in Ref. [20]), and above 99.5% for $R = 0.5$ at $p_T = 56$ GeV. The analysis p_T thresholds, which closely follow those reported in Ref. [20], are reproduced in Table 1.

Table 1: The trigger and analysis p_T thresholds together with the respective integrated luminosities \mathcal{L}_{int} .

Trigger p_T threshold (GeV)	30	60	110	190	240	300
Minimum p_T for analysis (GeV)	56	97	174	300	362	507
\mathcal{L}_{int} (pb^{-1})	0.0149	0.399	7.12	150	513	4960

5.2 Measurement of the cross sections and jet radius ratio

The jet p_T spectrum is obtained by populating each bin with the number of jets from the events collected with the associated trigger as described in the previous section. The yields collected with each trigger are then scaled according to the respective integrated luminosity as shown in Table 1.

The observed inclusive jet yields are transformed into a double-differential cross section as follows:

$$\frac{d^2\tilde{\sigma}}{dp_T dy} = \frac{1}{\epsilon \cdot \mathcal{L}_{\text{int}}} \frac{N_{\text{jets}}}{\Delta p_T \Delta y'} \quad (2)$$

where N_{jets} is the number of jets in the bin, \mathcal{L}_{int} is the integrated luminosity of the data sample from which the events are taken, ϵ is the product of the trigger and event selection efficiencies, and Δp_T and Δy are the transverse momentum and rapidity bin widths, respectively. The widths of the p_T bins are proportional to the p_T resolution and thus increase with p_T .

Because of the detector resolution and the steeply falling spectra, the measured cross sections ($\tilde{\sigma}$) are smeared with respect to the particle-level cross sections (σ). Gaussian smearing functions are obtained from the detector simulation and are used to correct for the measured differences in the resolution between data and simulation [34]. These p_T -dependent resolutions are folded with the NLO \otimes NP theory predictions, and are then used to calculate the response matrices for jet p_T . The unfolding is done with the ROOUNFOLD package [54] using the D'Agostini method [55]. The unfolding reduces the measured cross sections at $|y| < 2.5$ ($2.5 \leq |y| < 3.0$) by 5–20% (15–30%) for $R = 0.5$ and 5–25% (15–40%) for $R = 0.7$. The large unfolding factor at $2.5 \leq |y| < 3.0$ is a consequence of the steep p_T spectrum combined with the poor p_T resolution in the region outside the tracking coverage. The larger unfolding factor for $R = 0.7$ than for $R = 0.5$ at $p_T < 100$ GeV is caused by the fact that jets with a larger cone size are more affected by smearing from pileup.

The unfolding procedure is cross-checked against two alternative methods. First, the NLO \otimes NP theory is smeared using the smearing function and compared to the measured data. Second, the ROOUNFOLD implementation of the singular-value decomposition (SVD) method [56] is used to unsmear the data. All three results (D'Agostini method, forward smearing, and SVD method) agree within uncertainties.

The unfolded inclusive jet cross section measurements with $R = 0.5$ and 0.7 are shown in Fig. 1. Figure 2 shows the ratio of data to the NLO \otimes NP theory prediction using the CT10 NLO PDF set [57]. The data agree with theory within uncertainties for both jet radii. For $R = 0.5$ the new measurements benefit from significantly improved jet energy scale (JES) uncertainties compared to the previous one [18] and the much larger data sample used in this analysis increases the number of jets available at high p_T . Contrarily, at low p_T the larger single jet trigger prescales reduce the available number of jets. For $R = 0.7$ the data set is identical to Ref. [20], but the measurement is extended to lower p_T and to higher rapidity. The total uncertainties in this analysis are reduced with respect to the previous one as discussed in Section 5.3.1.

The jet radius ratio, $\mathcal{R}(0.5,0.7) = \sigma_5/\sigma_7$, is obtained from the bin-by-bin quotient of the unfolded cross sections, σ_5 and σ_7 , for $R = 0.5$ and 0.7 respectively. The statistical uncertainty is calculated separately to account for the correlation between the two measurements. The details of the error propagation are discussed in Appendix A.

5.3 Systematic uncertainties

The main uncertainty sources and their impact is summarised in Tab. 2. The dominant experimental uncertainties come from the subtraction of the pileup offset in the JES correction and the jet p_T resolution. The total systematic uncertainty on $\mathcal{R}(0.5,0.7)$ varies from about 0.4% at $p_T = 1$ TeV to 2% at $p_T = 60$ GeV for $|y| < 0.5$, and from about 1.5% at $p_T = 600$ GeV to 3.5% at $p_T = 60$ GeV for $2.0 \leq |y| < 2.5$. Outside the tracker coverage at $2.5 \leq |y| < 3.0$, the uncertainty increases to between 3% at $p_T = 300$ GeV and 8% at $p_T = 60$ GeV. The statistical uncertainties vary from a few per mil to a couple of percent except at the highest p_T (around

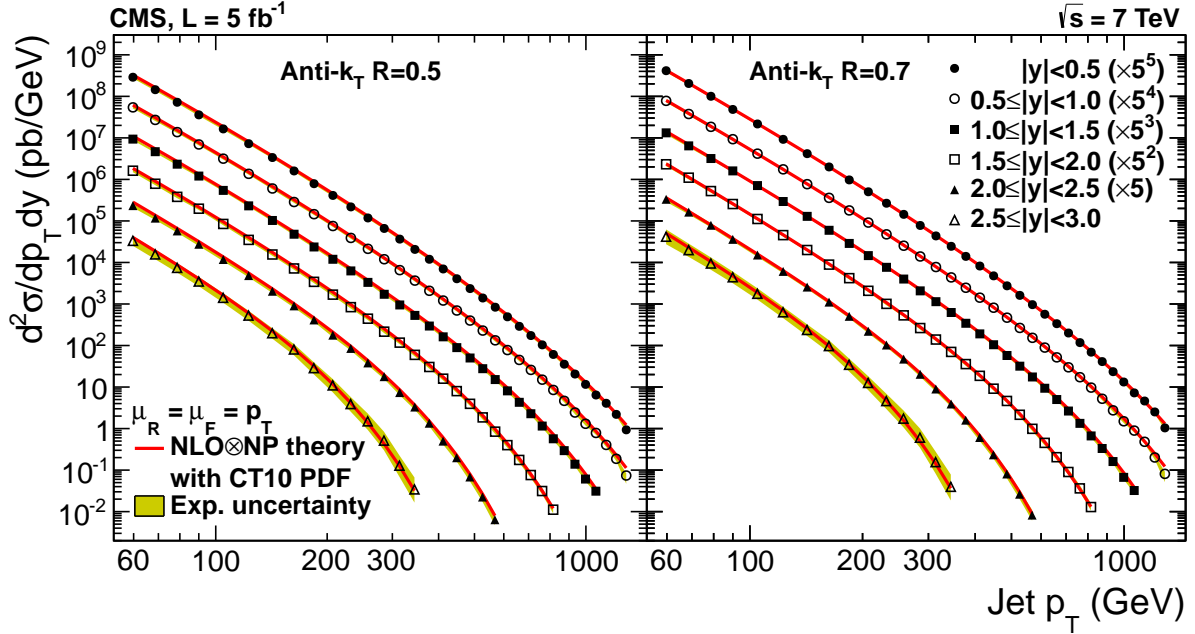


Figure 1: Unfolded inclusive jet cross section with anti- k_T $R = 0.5$ (left) and 0.7 (right) compared to an NLO \otimes NP theory prediction using the CT10 NLO PDF set. The renormalization (μ_R) and factorization (μ_F) scales are defined to be the transverse momentum p_T of the jets.

Table 2: Typical uncertainties on $\mathcal{R}(0.5, 0.7)$.

Uncertainty Source	$ y < 2.5$	$2.5 \leq y < 3.0$
Pileup	0.5–2%	2–5%
Unfolding	1–2%	5–7%
Trigger	0.5–1.5%	0.5–1.5%
Statistical	0.2–10%	0.2–10%

the TeV scale), where they grow to 10%. The theory uncertainties amount typically to 1 to 2%, depending on the region. They are composed of the scale dependence of the fixed-order perturbative calculations, of the uncertainties in the PDFs, of the nonperturbative effects, and of the statistical uncertainty in the cross section ratio prediction.

The luminosity uncertainty, which is relevant for the individual cross section measurements, cancels out in the jet radius ratio, as do most jet energy scale systematic uncertainties except for the pileup corrections. The trigger efficiency, while almost negligible for separate cross section measurements, becomes relevant for the jet radius ratio when other larger systematic effects cancel out and the correlations reduce the statistical uncertainty in the ratio. Other sources of systematic uncertainty, such as the jet angular resolution, are negligible.

The trigger efficiency uncertainty and the quadratic sum of all almost negligible sources are assumed to be fully uncorrelated versus p_T and y . The remaining sources are assumed to be fully correlated versus p_T and y within three separate rapidity regions, but uncorrelated between these regions: barrel ($|y| < 1.5$), endcap ($1.5 \leq |y| < 2.5$), and outside the tracking coverage ($2.5 \leq |y| < 3.0$).

5.3.1 Pileup uncertainty

The JES is the dominant source of systematic uncertainty for the inclusive jet cross sections, but because the $R = 0.5$ and 0.7 jets are usually reconstructed with very similar p_T , the JES

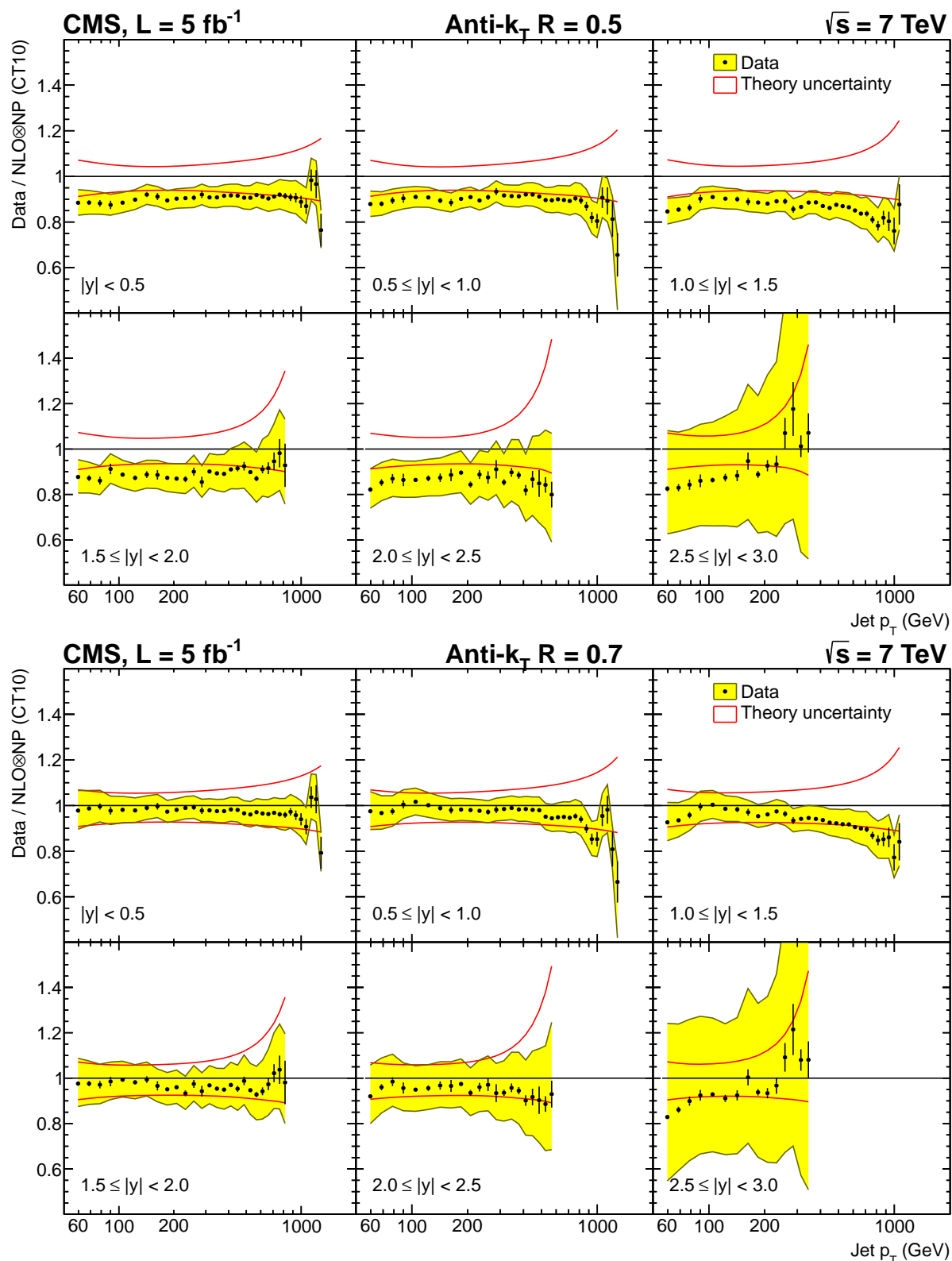


Figure 2: Inclusive jet cross section with anti- k_T $R = 0.5$ (top) and $R = 0.7$ (bottom) divided by the NLO \otimes NP theory prediction using the CT10 NLO PDF set. The statistical and systematic uncertainties are represented by the error bars and the shaded band, respectively. The solid lines indicate the total theory uncertainty. The points with larger error bars occur at trigger boundaries.

uncertainty nearly cancels out in the ratio. A notable exception is the pileup offset uncertainty, because the correction, and therefore the uncertainty, is twice as large for the $R = 0.7$ jets as for the $R = 0.5$ jets. The pileup uncertainty is the dominant systematic uncertainty in this analysis over most of the phase space.

The JES pileup uncertainties cover differences in offset observed between data and simulation, differences in the instantaneous luminosity profile between the single jet triggers, and the $\tilde{\sigma}$ stability versus the instantaneous luminosity, which may indicate residual pileup-dependent biases. The earlier CMS analysis [18] also included JES uncertainties based on simulation for the p_T dependence of the offset and the difference between the reconstructed offset and the true offset at $p_T \sim 30$ GeV. These uncertainties could be removed for the jet radius ratio analysis because of improvements in the simulation.

The leading systematic uncertainty for $|y| < 2.5$ is the stability of $\tilde{\sigma}$ versus the instantaneous luminosity, while for $|y| \geq 2.5$ the differences between data and simulation are dominant. The $\tilde{\sigma}$ stability uncertainty contributes 0.4–2% at $|y| < 0.5$ and 1–2% at $2.0 \leq |y| < 3.0$, with the uncertainty increasing towards lower p_T and higher rapidity. The data/MC differences contribute 0.5–1.5% at $2.0 \leq |y| < 2.5$ and 2–5% at $2.5 \leq |y| < 3.0$, and increase towards low p_T . They are small or negligible for lower rapidities. Differences in the instantaneous luminosity profile contribute less than about 0.5% in the barrel at $|y| < 1.5$, and are about the same size as the data/MC differences in the endcaps within tracker coverage at $1.5 \leq |y| < 2.5$. Outside the tracker coverage at $2.5 \leq |y| < 3.0$ they contribute 1.0–2.5%.

The uncertainty sources are assumed fully correlated between $R = 0.5$ and 0.7 , and are simultaneously propagated to the $R = 0.5$ and 0.7 spectra before taking the jet radius ratio, one source at a time.

5.3.2 Unfolding uncertainty

The unfolding correction depends on the jet energy resolution (JER) and the p_T spectrum slope. For the inclusive jet p_T spectrum, the relative JER uncertainty varies between 5% and 15% (30%) for $|y| < 2.5$ ($2.5 \leq |y| < 3.0$).

The JER uncertainty is propagated by smearing the NLO \otimes NP cross section with smaller and larger values of the JER, and comparing the resulting cross sections with the cross sections smeared with the nominal JER. The relative JER uncertainty is treated as fully correlated between $R = 0.5$ and 0.7 , and thus the uncertainty mostly cancels for the jet radius ratio. Some residual uncertainty remains mainly at $p_T < 100$ GeV, where the magnitude of the JER differs between $R = 0.5$ and 0.7 , because of additional smearing for the larger cone size from the pileup offset. The unfolding uncertainty at $p_T = 60$ GeV varies between about 1% for $|y| < 0.5$, 2% for $2.0 \leq |y| < 2.5$, and 5–7% for $2.5 \leq |y| < 3.0$. It quickly decreases to a sub-dominant uncertainty for $p_T = 100$ GeV and upwards, and is practically negligible for $p_T > 200$ GeV in all rapidity bins.

5.3.3 Trigger efficiency uncertainty

The trigger turn-on curves for $R = 0.7$ are less steep than for $R = 0.5$, which leads to relative inefficiencies near the trigger p_T thresholds. The trigger efficiencies are estimated in simulation by applying the trigger p_T selections to $R = 0.5$ jets measured in the calorimeters, and comparing the results of a tag-and-probe method [58] for data and MC. The tag jet is required to have 100% trigger efficiency, while the unbiased PF probe jet is matched to a $R = 0.5$ jet measured by the calorimetric detectors to evaluate the trigger efficiency. Differences between data and

MC trigger efficiencies are at most 0.5–1.5% and are taken as a systematic uncertainty, assumed to be fully correlated between bins in p_T and y .

The maximum values of the trigger uncertainty are found near the steep part of the trigger turn-on curves, which are also the bins with the smallest statistical uncertainty. For the other bins the trigger uncertainty is small or negligible compared to the statistical uncertainty. Adding the trigger and the statistical contributions in quadrature results in a total uncorrelated uncertainty of 0.5–2.0% for most p_T bins, except at the highest p_T .

5.3.4 Theory uncertainties in the NLO pQCD predictions

The scale uncertainty due to the missing orders beyond NLO is estimated with the conventional recipe of varying the renormalization and factorization scales in the pQCD calculation for the cross section ratio $\mathcal{R}(0.5, 0.7)$. Six variations around the default choice of $\mu_R = \mu_F = p_T$ for each jet are considered: $(\mu_R/p_T, \mu_F/p_T) = (0.5, 0.5), (2, 2), (1, 0.5), (1, 2), (0.5, 1), (2, 1)$. The maximal deviation of the six points is considered as the total uncertainty.

The PDF uncertainty is evaluated by using the eigenvectors of the CT10 NLO PDF set [57] for both cross sections, with $R = 0.5$ and 0.7 . The total PDF uncertainty is propagated to $\mathcal{R}(0.5, 0.7)$ by considering it fully correlated between $R = 0.5$ and 0.7 . The uncertainty induced by the strong coupling constant is of the order of 1–2% for individual cross sections and vanishes nearly completely in the ratio.

The uncertainty caused by the modeling of nonperturbative effects is estimated by taking half the difference of the PYTHIA6 and HERWIG++ predictions.

The scale uncertainty of the cross sections exceeds 5% and can grow up to 40% in the forward region, but it cancels in the ratio and can get as small as 1–2%. It is, nevertheless, the overall dominant theoretical uncertainty for the ratio analysis. Similarly, the PDF uncertainty for the ratio is very small, while the NP uncertainty remains important at low p_T , since it is sensitive to the difference in jet area between $R = 0.5$ and 0.7 jets. Finally, the statistical uncertainty of the theory prediction, which amounts to about 0.5%, does not cancel out in the ratio and it plays a role comparable to the other sources.

6 Results

The results for the jet radius ratio $\mathcal{R}(0.5, 0.7)$ are presented for all six bins of rapidity in Fig. 3. Each source of systematic uncertainty is assumed to be fully correlated between the $R = 0.5$ and 0.7 cross section measurements, which is supported by closure tests. Systematic uncertainties from the trigger efficiency and a number of other small sources are considered as uncorrelated and are added in quadrature into a single uncorrelated systematic source. The statistical uncertainty is propagated from the $R = 0.5$ and 0.7 measurements taking into account the correlations induced by jet reconstruction, dijet events, and unfolding. The uncorrelated systematic uncertainty and the diagonal component of the statistical uncertainty are added in quadrature for display purposes to give the total uncorrelated uncertainty, as opposed to the correlated systematic uncertainty.

In the central region, $|y| < 2.5$, which benefits from the tracker coverage, the systematic uncertainties are small and strongly correlated between different y bins. In contrast the forward region, $2.5 \leq |y| < 3.0$, relies mainly on the calorimeter information and suffers from larger uncertainties. The central and forward regions are uncorrelated in terms of systematic uncertainties.

The jet radius ratio does not exhibit a significant rapidity dependence. The ratio rises toward unity with increasing p_T . From the comparison to pQCD in the upper panel of Fig. 3 one concludes that in the inner rapidity region of $|y| < 2.5$, the theory is systematically above the data with little rapidity dependence, while the NLO \otimes NP prediction is closer to the data than the LO \otimes NP one. The pQCD predictions without nonperturbative corrections are in clear disagreement with the data. Nonperturbative effects are significant for $p_T < 1$ TeV, but they are expected to be reliably estimated using the latest tunes of PYTHIA6 and HERWIG++, for which the nonperturbative corrections agree. Because of the much larger uncertainties in the outer rapidity region with $2.5 \leq |y| < 3.0$, no distinction between predictions can be made except for pure LO and NLO, which also here lie systematically above the data.

In the lower panel of Fig. 3 the data are compared to different Monte Carlo predictions. The best overall agreement is provided by POWHEG+PYTHIA6. Comparing the parton showering predictions of PYTHIA6 and HERWIG++ to data exhibits agreement across some regions of phase space, and disagreement in other regions. The PYTHIA6 tune Z2 prediction agrees with data at the low p_T end of the measurement, where nonperturbative effects dominate. This is where PYTHIA6 benefits most from having been tuned to the LHC underlying event data. The HERWIG++ predictions, on the other hand, are in disagreement with the low p_T data, which is expected to be primarily due to the limitations of the underlying event tune 2.3 in HERWIG++. This disagreement between the underlying event in data and HERWIG++ has been directly verified by observing that for the same pileup conditions the energy density ρ [35] is larger by $0.3 \text{ GeV}/\text{rad}^2$ in HERWIG++ than in data, while PYTHIA6 describes well the energy density in data. At higher p_T the situation is reversed, with HERWIG++ describing the data and PYTHIA6 disagreeing. This fact might be related to the better ability of HERWIG++ to describe the high- p_T jet substructure with respect to PYTHIA6 [59].

7 Summary

The inclusive jet cross section has been measured for two different jet radii, $R = 0.5$ and 0.7 , as a function of the jet rapidity y and transverse momentum p_T . Special care has been taken to fully account for correlations when the jet radius ratio $\mathcal{R}(0.5, 0.7)$ is derived from these measurements. Although the cross sections themselves can be described within the theoretical and experimental uncertainties by predictions of pQCD at NLO (including terms up to α_S^3), this is not the case for the ratio $\mathcal{R}(0.5, 0.7)$. The cancellation of systematic uncertainties in the ratio poses a more stringent test of the theoretical predictions than the individual cross section measurements do. For this three-jet observable $\mathcal{R}(0.5, 0.7)$, which looks in detail into the pattern of QCD radiation, NLO (including terms up to α_S^4), even when complemented with nonperturbative corrections, is in clear disagreement with the data. This is not unexpected, since at most four partons are available at this order to characterize any R dependence.

The MC event generators PYTHIA6 and HERWIG++, which rely on parton showers to describe three-jet observables, are in better accord with the measured jet radius ratio $\mathcal{R}(0.5, 0.7)$ than the fixed-order predictions. The best description of this ratio is obtained by matching the cross section prediction at NLO with parton showers, as studied here using POWHEG with PYTHIA6 for the showering, underlying event, and hadronization parts. The observations above hold for all regions with $|y| < 2.5$, while for $|y| \geq 2.5$ the experimental uncertainty limits the ability to discriminate between different predictions.

In summary, it has been demonstrated that jet radius R dependent effects, measurable in data, require pQCD predictions with at least one order higher than NLO or a combination of NLO cross sections matched to parton shower models to be sufficiently characterized by theory.

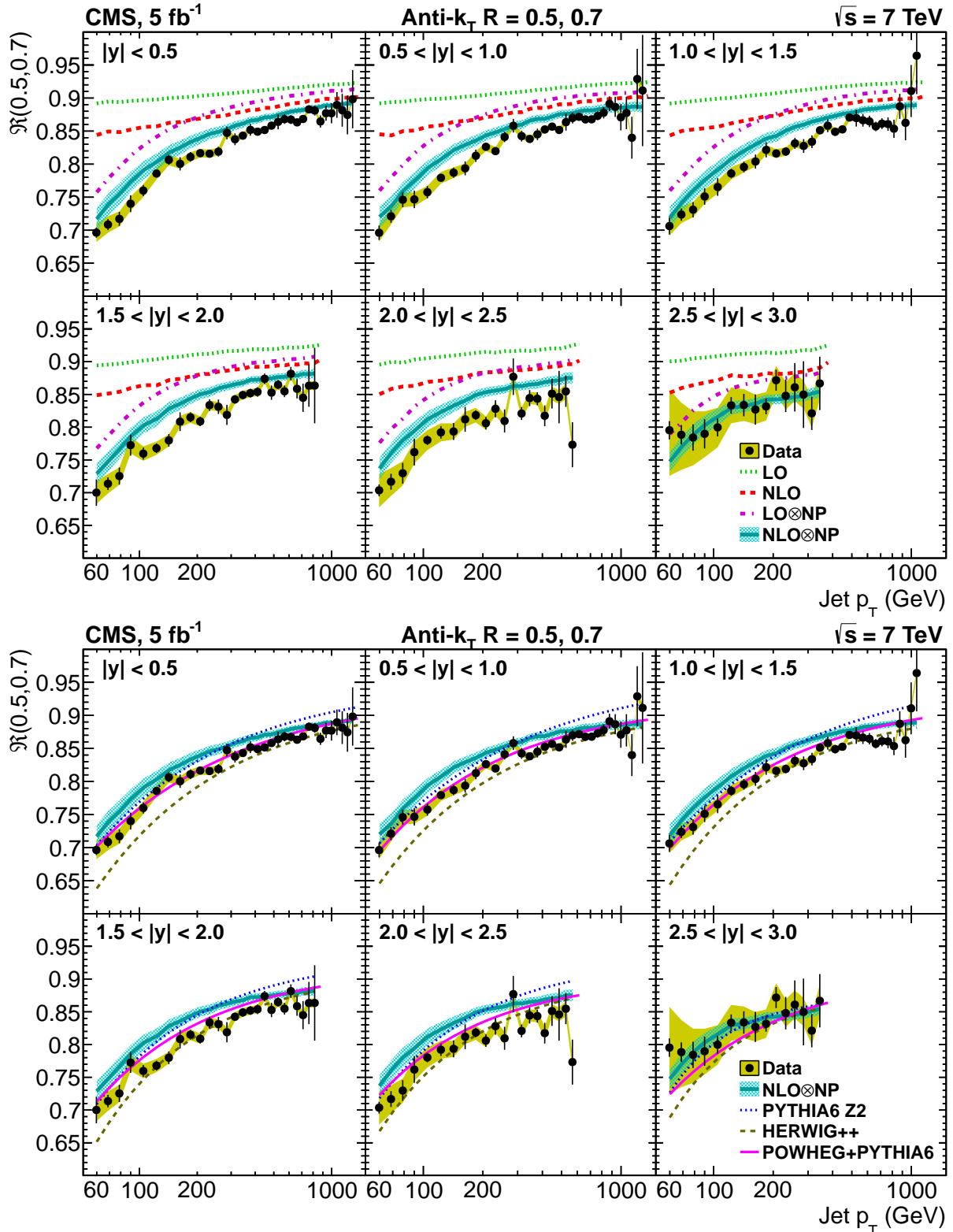


Figure 3: Jet radius ratio $\mathcal{R}(0.5,0.7)$ in six rapidity bins up to $|y| = 3.0$, compared to LO and NLO with and without NP corrections (upper panel) and versus NLO⊗NP and MC predictions (lower panel). The error bars on the data points represent the statistical and uncorrelated systematic uncertainty added in quadrature, and the shaded bands represent correlated systematic uncertainty. The NLO calculation was provided by G. Soyez [26].

Acknowledgments

We would like to thank G. Soyez for providing us with the NLO predictions for the jet radius ratio. We congratulate our colleagues in the CERN accelerator departments for the excellent performance of the LHC and thank the technical and administrative staffs at CERN and at other CMS institutes for their contributions to the success of the CMS effort. In addition, we gratefully acknowledge the computing centres and personnel of the Worldwide LHC Computing Grid for delivering so effectively the computing infrastructure essential to our analyses. Finally, we acknowledge the enduring support for the construction and operation of the LHC and the CMS detector provided by the following funding agencies: the Austrian Federal Ministry of Science, Research and Economy and the Austrian Science Fund; the Belgian Fonds de la Recherche Scientifique, and Fonds voor Wetenschappelijk Onderzoek; the Brazilian Funding Agencies (CNPq, CAPES, FAPERJ, and FAPESP); the Bulgarian Ministry of Education and Science; CERN; the Chinese Academy of Sciences, Ministry of Science and Technology, and National Natural Science Foundation of China; the Colombian Funding Agency (COLCIENCIAS); the Croatian Ministry of Science, Education and Sport, and the Croatian Science Foundation; the Research Promotion Foundation, Cyprus; the Ministry of Education and Research, Estonian Research Council via IUT23-4 and IUT23-6 and European Regional Development Fund, Estonia; the Academy of Finland, Finnish Ministry of Education and Culture, and Helsinki Institute of Physics; the Institut National de Physique Nucléaire et de Physique des Particules / CNRS, and Commissariat à l'Énergie Atomique et aux Énergies Alternatives / CEA, France; the Bundesministerium für Bildung und Forschung, Deutsche Forschungsgemeinschaft, and Helmholtz-Gemeinschaft Deutscher Forschungszentren, Germany; the General Secretariat for Research and Technology, Greece; the National Scientific Research Foundation, and National Innovation Office, Hungary; the Department of Atomic Energy and the Department of Science and Technology, India; the Institute for Studies in Theoretical Physics and Mathematics, Iran; the Science Foundation, Ireland; the Istituto Nazionale di Fisica Nucleare, Italy; the Korean Ministry of Education, Science and Technology and the World Class University program of NRF, Republic of Korea; the Lithuanian Academy of Sciences; the Ministry of Education, and University of Malaya (Malaysia); the Mexican Funding Agencies (CINVESTAV, CONACYT, SEP, and UASLP-FAI); the Ministry of Business, Innovation and Employment, New Zealand; the Pakistan Atomic Energy Commission; the Ministry of Science and Higher Education and the National Science Centre, Poland; the Fundação para a Ciência e a Tecnologia, Portugal; JINR, Dubna; the Ministry of Education and Science of the Russian Federation, the Federal Agency of Atomic Energy of the Russian Federation, Russian Academy of Sciences, and the Russian Foundation for Basic Research; the Ministry of Education, Science and Technological Development of Serbia; the Secretaría de Estado de Investigación, Desarrollo e Innovación and Programa Consolider-Ingenio 2010, Spain; the Swiss Funding Agencies (ETH Board, ETH Zurich, PSI, SNF, UniZH, Canton Zurich, and SER); the Ministry of Science and Technology, Taipei; the Thailand Center of Excellence in Physics, the Institute for the Promotion of Teaching Science and Technology of Thailand, Special Task Force for Activating Research and the National Science and Technology Development Agency of Thailand; the Scientific and Technical Research Council of Turkey, and Turkish Atomic Energy Authority; the National Academy of Sciences of Ukraine, and State Fund for Fundamental Researches, Ukraine; the Science and Technology Facilities Council, UK; the US Department of Energy, and the US National Science Foundation.

Individuals have received support from the Marie-Curie programme and the European Research Council and EPLANET (European Union); the Leventis Foundation; the A. P. Sloan Foundation; the Alexander von Humboldt Foundation; the Belgian Federal Science Policy Of-

fice; the Fonds pour la Formation à la Recherche dans l'Industrie et dans l'Agriculture (FRIA-Belgium); the Agentschap voor Innovatie door Wetenschap en Technologie (IWT-Belgium); the Ministry of Education, Youth and Sports (MEYS) of the Czech Republic; the Council of Science and Industrial Research, India; the HOMING PLUS programme of Foundation for Polish Science, cofinanced from European Union, Regional Development Fund; the Compagnia di San Paolo (Torino); and the Thalís and Aristeia programmes cofinanced by EU-ESF and the Greek NSRF.

References

- [1] S. D. Ellis, Z. Kunszt, and D. E. Soper, "One-Jet Inclusive Cross Section at Order α_s^3 : Quarks and Gluons", *Phys. Rev. Lett.* **64** (1990) 2121, doi:10.1103/PhysRevLett.64.2121.
- [2] S. D. Ellis, Z. Kunszt, and D. E. Soper, "Two-Jet Production in Hadron Collisions at Order α_s^3 in QCD", *Phys. Rev. Lett.* **69** (1992) 1496, doi:10.1103/PhysRevLett.69.1496.
- [3] W. T. Giele, E. W. N. Glover, and D. A. Kosower, "Higher order corrections to jet cross-sections in hadron colliders", *Nucl. Phys. B* **403** (1993) 633, doi:10.1016/0550-3213(93)90365-V, arXiv:hep-ph/9302225.
- [4] J. Currie, A. Gehrmann-De Ridder, E. W. N. Glover, and J. Pires, "NNLO QCD corrections to jet production at hadron colliders from gluon scattering", *J. High Ener. Phys.* **01** (2014) 110, doi:10.1007/JHEP01(2014)110, arXiv:1310.3993.
- [5] M. Cacciari, G. P. Salam, and G. Soyez, "The anti- k_t jet clustering algorithm", *J. High Ener. Phys.* **04** (2008) 063, doi:10.1088/1126-6708/2008/04/063, arXiv:0802.1189.
- [6] S. Catani et al., "New clustering algorithm for multijet cross-sections in $e^+ e^-$ annihilation", *Phys. Lett. B* **269** (1991) 432, doi:10.1016/0370-2693(91)90196-W.
- [7] N. Brown and W. J. Stirling, "Finding jets and summing soft gluons: A New algorithm", *Z. Phys. C* **53** (1992) 629, doi:10.1007/BF01559740.
- [8] S. Catani, Y. L. Dokshitzer, and B. R. Webber, "The k_\perp -clustering algorithm for jets in deep inelastic scattering and hadron collisions", *Phys. Lett. B* **285** (1992) 291, doi:10.1016/0370-2693(92)91467-N.
- [9] S. D. Ellis and D. E. Soper, "Successive combination jet algorithm for hadron collisions", *Phys. Rev. D* **48** (1993) 3160, doi:10.1103/PhysRevD.48.3160, arXiv:hep-ph/9305266.
- [10] CDF Collaboration, "Measurement of the inclusive jet cross section in $\bar{p}p$ collisions at $\sqrt{s} = 1.8$ TeV", *Phys. Rev. D* **64** (2001) 032001, doi:10.1103/PhysRevD.64.032001, arXiv:hep-ph/0102074. See also Erratum, doi:10.1103/PhysRevD.65.039903, *Phys. Rev. D* **65**, 039903 (2002).
- [11] CDF Collaboration, "Measurement of the Inclusive Jet Cross Section using the k_T algorithm in $p\bar{p}$ Collisions at $\sqrt{s} = 1.96$ TeV with the CDF II Detector", *Phys. Rev. D* **75** (2007) 092006, doi:10.1103/PhysRevD.75.092006, arXiv:hep-ex/0701051. See also Publisher's Note, doi:10.1103/PhysRevD.75.119901, *Phys. Rev. D* **75**, 119901 (2007).

- [12] CDF Collaboration, “Measurement of the Inclusive Jet Cross Section at the Fermilab Tevatron $p\bar{p}$ Collider Using a Cone-Based Jet Algorithm”, *Phys. Rev. D* **78** (2008) 052006, doi:10.1103/PhysRevD.78.052006, arXiv:0807.2204. See also Erratum, doi:10.1103/PhysRevD.79.119902, *Phys. Rev. D* **79**, 119902 (2009).
- [13] D0 Collaboration, “Inclusive jet production in $p\bar{p}$ collisions”, *Phys. Rev. Lett.* **86** (2001) 1707, doi:10.1103/PhysRevLett.86.1707, arXiv:hep-ex/0011036.
- [14] D0 Collaboration, “The inclusive jet cross-section in $p\bar{p}$ collisions at $\sqrt{s} = 1.8$ TeV using the k_T algorithm”, *Phys. Lett. B* **525** (2002) 211, doi:10.1016/S0370-2693(01)01441-1, arXiv:hep-ex/0109041.
- [15] D0 Collaboration, “Measurement of the inclusive jet cross section in $p\bar{p}$ collisions at $\sqrt{s} = 1.96$ TeV”, *Phys. Rev. D* **85** (2012) 052006, doi:10.1103/PhysRevD.85.052006, arXiv:1110.3771.
- [16] ATLAS Collaboration, “Measurement of inclusive jet and dijet production in pp collisions at $\sqrt{s} = 7$ TeV using the ATLAS detector”, *Phys. Rev. D* **86** (2012) 014022, doi:10.1103/PhysRevD.86.014022, arXiv:1112.6297.
- [17] ATLAS Collaboration, “Measurement of the inclusive jet cross section in pp collisions at $\sqrt{s}=2.76$ TeV and comparison to the inclusive jet cross section at $\sqrt{s}=7$ TeV using the ATLAS detector”, *Eur. Phys. J. C* **73** (2013) 2509, doi:10.1140/epjc/s10052-013-2509-4, arXiv:1304.4739.
- [18] CMS Collaboration, “Measurement of the Inclusive Jet Cross Section in pp Collisions at $\sqrt{s} = 7$ TeV”, *Phys. Rev. Lett.* **107** (2011) 132001, doi:10.1103/PhysRevLett.107.132001, arXiv:1106.0208.
- [19] CMS Collaboration, “Measurement of the inclusive production cross sections for forward jets and for dijet events with one forward and one central jet in pp collisions at $\sqrt{s} = 7$ TeV”, *J. High Ener. Phys.* **06** (2012) 036, doi:10.1007/JHEP06(2012)036, arXiv:1202.0704.
- [20] CMS Collaboration, “Measurements of differential jet cross sections in proton-proton collisions at $\sqrt{s} = 7$ TeV with the CMS detector”, *Phys. Rev. D* **87** (2013) 112002, doi:10.1103/PhysRevD.87.112002, arXiv:1212.6660.
- [21] ALICE Collaboration, “Measurement of the inclusive differential jet cross section in pp collisions at $\sqrt{s} = 2.76$ TeV”, *Phys. Lett. B* **722** (2013) 262, doi:10.1016/j.physletb.2013.04.026, arXiv:1301.3475.
- [22] M. Dasgupta, L. Magnea, and G. P. Salam, “Non-perturbative QCD effects in jets at hadron colliders”, *J. High Ener. Phys.* **02** (2008) 055, doi:10.1088/1126-6708/2008/02/055, arXiv:0712.3014.
- [23] M. Cacciari, J. Rojo, G. P. Salam, and G. Soyez, “Quantifying the performance of jet definitions for kinematic reconstruction at the LHC”, *J. High Ener. Phys.* **12** (2008) 032, doi:10.1088/1126-6708/2008/12/032, arXiv:0810.1304.
- [24] Z. Nagy, “Three-jet cross sections in hadron-hadron collisions at next-to-leading order”, *Phys. Rev. Lett.* **88** (2002) 122003, doi:10.1103/PhysRevLett.88.122003, arXiv:hep-ph/0110315.

- [25] Z. Nagy, “Next-to-leading order calculation of three-jet observables in hadron-hadron collisions”, *Phys. Rev. D* **68** (2003) 094002, doi:10.1103/PhysRevD.68.094002, arXiv:hep-ph/0307268.
- [26] G. Soyez, “A Simple description of jet cross-section ratios”, *Phys. Lett. B* **698** (2011) 59, doi:10.1016/j.physletb.2011.02.061, arXiv:1101.2665.
- [27] T. Sjöstrand, S. Mrenna, and P. Z. Skands, “PYTHIA 6.4 Physics and Manual”, *J. High Ener. Phys.* **05** (2006) 026, doi:10.1088/1126-6708/2006/05/026, arXiv:hep-ph/0603175.
- [28] M. Bähr et al., “Herwig++ physics and manual”, *Eur. Phys. J. C* **58** (2008) 639, doi:10.1140/epjc/s10052-008-0798-9, arXiv:0803.0883.
- [29] S. Alioli et al., “Jet pair production in POWHEG”, *J. High Ener. Phys.* **04** (2011) 081, doi:10.1007/JHEP04(2011)081, arXiv:1012.3380.
- [30] ZEUS Collaboration, “Inclusive-jet cross sections in NC DIS at HERA and a comparison of the kT, anti-kT and SIScone jet algorithms”, *Phys. Lett. B* **691** (2010) 127, doi:10.1016/j.physletb.2010.06.015, arXiv:1003.2923.
- [31] CMS Collaboration, “The CMS experiment at the CERN LHC”, *J. Inst.* **3** (2008) S08004, doi:10.1088/1748-0221/3/08/S08004.
- [32] CMS Collaboration, “Particle-Flow Event Reconstruction in CMS and Performance for Jets, Taus, and E_T^{miss} ”, CMS Physics Analysis Summary CMS-PAS-PFT-09-001, 2009.
- [33] M. Cacciari, G. P. Salam, and G. Soyez, “FastJet User Manual”, *Eur. Phys. J. C* **72** (2012) 1896, doi:10.1140/epjc/s10052-012-1896-2, arXiv:1111.6097.
- [34] CMS Collaboration, “Determination of Jet Energy Calibration and Transverse Momentum Resolution in CMS”, *J. Inst.* **6** (2011) P11002, doi:10.1088/1748-0221/6/11/P11002, arXiv:1107.4277.
- [35] M. Cacciari and G. P. Salam, “Pileup subtraction using jet areas”, *Phys. Lett. B* **659** (2008) 119, doi:10.1016/j.physletb.2007.09.077, arXiv:0707.1378.
- [36] M. Bengtsson and T. Sjöstrand, “A Comparative Study of Coherent and Noncoherent Parton Shower Evolution”, *Nucl. Phys. B* **289** (1987) 810, doi:10.1016/0550-3213(87)90407-X.
- [37] M. Bengtsson and T. Sjöstrand, “Coherent Parton Showers Versus Matrix Elements: Implications of PETRA - PEP Data”, *Phys. Lett. B* **185** (1987) 435, doi:10.1016/0370-2693(87)91031-8.
- [38] T. Sjöstrand and P. Z. Skands, “Transverse-momentum-ordered showers and interleaved multiple interactions”, *Eur. Phys. J. C* **39** (2005) 129, doi:10.1140/epjc/s2004-02084-y, arXiv:hep-ph/0408302.
- [39] T. Sjöstrand and M. van Zijl, “A Multiple Interaction Model for the Event Structure in Hadron Collisions”, *Phys. Rev. D* **36** (1987) 2019, doi:10.1103/PhysRevD.36.2019.
- [40] T. Sjöstrand and P. Z. Skands, “Multiple interactions and the structure of beam remnants”, *J. High Ener. Phys.* **03** (2004) 053, doi:10.1088/1126-6708/2004/03/053, arXiv:hep-ph/0402078.

- [41] B. Andersson, G. Gustafson, G. Ingelman, and T. Sjöstrand, "Parton Fragmentation and String Dynamics", *Phys. Rept.* **97** (1983) 31, doi:10.1016/0370-1573(83)90080-7.
- [42] B. Andersson, G. Gustafson, and B. Söderberg, "A General Model for Jet Fragmentation", *Z. Phys. C* **20** (1983) 317, doi:10.1007/BF01407824.
- [43] T. Sjöstrand, "The merging of jets", *Phys. Lett. B* **142** (1984) 420, doi:10.1016/0370-2693(84)91354-6.
- [44] R. Field, "Early LHC Underlying Event Data - Findings and Surprises", (2010). arXiv:1010.3558.
- [45] J. Pumplin et al., "New generation of parton distributions with uncertainties from global QCD analysis", *J. High Ener. Phys.* **07** (2002) 012, doi:10.1088/1126-6708/2002/07/012, arXiv:hep-ph/0201195.
- [46] G. Marchesini and B. R. Webber, "Monte Carlo simulation of general hard processes with coherent QCD radiation", *Nucl. Phys. B* **310** (1988) 461, doi:10.1016/0550-3213(88)90089-2.
- [47] S. Gieseke, P. Stephens, and B. Webber, "New formalism for QCD parton showers", *J. High Ener. Phys.* **12** (2003) 045, doi:10.1088/1126-6708/2003/12/045, arXiv:hep-ph/0310083.
- [48] M. Bähr, S. Gieseke, and M. H. Seymour, "Simulation of multiple partonic interactions in Herwig++", *J. High Ener. Phys.* **07** (2008) 076, doi:10.1088/1126-6708/2008/07/076, arXiv:0803.3633.
- [49] B. R. Webber, "A QCD model for jet fragmentation including soft gluon interference", *Nucl. Phys. B* **238** (1984) 492, doi:10.1016/0550-3213(84)90333-X.
- [50] P. Nason, "A New method for combining NLO QCD with shower Monte Carlo algorithms", *J. High Ener. Phys.* **11** (2004) 040, doi:10.1088/1126-6708/2004/11/040, arXiv:hep-ph/0409146.
- [51] S. Frixione, P. Nason, and C. Oleari, "Matching NLO QCD computations with Parton Shower simulations: the POWHEG method", *J. High Ener. Phys.* **11** (2007) 070, doi:10.1088/1126-6708/2007/11/070, arXiv:0709.2092.
- [52] S. Alioli, P. Nason, C. Oleari, and E. Re, "A general framework for implementing NLO calculations in shower Monte Carlo programs: the POWHEG BOX", *J. High Ener. Phys.* **06** (2010) 043, doi:10.1007/JHEP06(2010)043, arXiv:1002.2581.
- [53] D. Britzger, K. Rabbertz, F. Stober, and M. Wobisch, "New features in version 2 of the fastNLO project", in *Proceedings of the XX Int. Workshop on Deep-Inelastic Scattering and Related Subjects (DIS2012)*, p. 217. 2012. arXiv:1208.3641. doi:10.3204/DESY-PROC-2012-02/165.
- [54] T. Auye, "Unfolding algorithms and tests using RooUnfold", (2011). arXiv:1105.1160.
- [55] G. D'Agostini, "A Multidimensional unfolding method based on Bayes' theorem", *Nucl. Instrum. Meth. A* **362** (1995) 487, doi:10.1016/0168-9002(95)00274-X.

- [56] A. Höcker and V. Kartvelishvili, “SVD Approach to Data Unfolding”, *Nucl. Instrum. Meth. A* **372** (1996) 469, doi:10.1016/0168-9002(95)01478-0, arXiv:hep-ph/9509307.
- [57] H.-L. Lai et al., “New parton distributions for collider physics”, *Phys. Rev. D* **82** (2010) 074024, doi:10.1103/PhysRevD.82.074024, arXiv:1007.2241.
- [58] CMS Collaboration, “Measurements of Inclusive W and Z Cross Sections in pp Collisions at $\sqrt{s} = 7$ TeV”, *J. High Ener. Phys.* **01** (2011) 080, doi:10.1007/JHEP01(2011)080, arXiv:1012.2466.
- [59] CMS Collaboration, “Search for heavy resonances in the W/Z-tagged dijet mass spectrum in pp collisions at 7 TeV”, *Phys. Lett. B* **723** (2013) 280, doi:10.1016/j.physletb.2013.05.040, arXiv:1212.1910.
- [60] G. Cowan, “Statistical Data Analysis”. Oxford University Press, USA, 1998.
- [61] B. Efron and R. Tibshirani, “An Introduction to the Bootstrap”. Monographs on statistics and applied probabilities. Chapman & Hall/CRC, 1993.

A Error propagation

The procedure of extracting from data the jet radius ratio $\mathcal{R}(0.5,0.7)$ and its covariance matrix consists of the following steps: the data are in the form of exclusive jet radius-pair production cross sections $m_{x,pq}^{ij}$, $m_{5,pq}^{ij}$, $m_{7,pq}^{ij}$, for jet radius pairs ($R = 0.5,0.7$), ($R = 0.5,0.5$), and ($R = 0.7,0.7$), respectively, with given number q and p of jets in p_T bins with indices i and j , respectively. From these the inclusive jet cross sections $\tilde{\sigma}_5$ and $\tilde{\sigma}_7$ are extracted as functions of p_T , using

$$\begin{aligned}\tilde{\sigma}_{5,i} &= \sum_{p,q} p \cdot m_{5,pq}^{ij} = \sum_{p,q} p \cdot m_{x,pq}^{ij}, \quad \text{for any } j, \\ \tilde{\sigma}_{7,j} &= \sum_{p,q} q \cdot m_{7,pq}^{ij} = \sum_{p,q} q \cdot m_{x,pq}^{ij}, \quad \text{for any } i.\end{aligned}\tag{3}$$

As a result of unfolding, $\tilde{\sigma}_5$ and $\tilde{\sigma}_7$ are converted into particle-level cross sections σ_5 and σ_7 , from which the jet radius ratio $\mathcal{R}(0.5,0.7)$ is computed for each p_T bin.

The error propagation can be summarized in matrix notation:

$$\begin{aligned}W_{55,ij} &= \sum_{p,q} pq \cdot \text{Var}[m_{5,pq}^{ij}], \\ W_{77,ij} &= \sum_{p,q} pq \cdot \text{Var}[m_{7,pq}^{ij}], \\ W_{57,ij} &= \sum_{p,q} pq \cdot \text{Var}[m_{x,pq}^{ij}],\end{aligned}\tag{4}$$

$$\begin{aligned}B_{5,ij} &= \frac{\partial \sigma_{5,i}}{\partial \tilde{\sigma}_{5,j}}, \\ B_{7,ij} &= \frac{\partial \sigma_{7,i}}{\partial \tilde{\sigma}_{7,j}},\end{aligned}\tag{5}$$

(evaluated numerically)

$$\begin{aligned}
V_{55} &= B_5 W_{55} B_5^T, \\
V_{77} &= B_7 W_{77} B_7^T, \\
V_{57} &= B_5 W_{57} B_7^T,
\end{aligned} \tag{6}$$

giving

$$V = \begin{bmatrix} V_{55} & V_{57} \\ (V_{57})^T & V_{77} \end{bmatrix}, \tag{7}$$

$$A_{ik} = \begin{cases} \mathcal{R}_i \frac{1}{\sigma_{5,i}} & \text{if } k = i, \text{ and } i \leq n, \\ -\mathcal{R}_i \frac{1}{\sigma_{7,i}} & \text{if } k = i + n, \text{ and } i \leq n, \\ 0 & \text{otherwise,} \end{cases} \tag{8}$$

$$U = AVA^T. \tag{9}$$

The W matrices in Eq. (4) give the correlations of the jet cross sections in the various p_T bins, for $(R = 0.5, 0.5)$, $(R = 0.7, 0.7)$, and $(R = 0.5, 0.7)$ jets; the correlations in the first two arise from dijet events, and the correlations in the last one primarily from the fact that a single jet can appear in both $R = 0.5$ and 0.7 categories. Most of the jets are reconstructed with both $R = 0.5$ and 0.7 clustering parameters, and often fall in the same (p_T, y) bin. The measured correlation between $\tilde{\sigma}_{5,i}$ and $\tilde{\sigma}_{7,j}$ for bin $i = j$ in data is about 0.4 at $p_T = 50$ GeV, rising to 0.65 at $p_T = 100$ GeV, and finally to 0.85 at $p_T \geq 1$ TeV. The correlation is almost independent of rapidity for a fixed p_T . At low p_T there is fairly strong correlation of up to 0.4 between bins $i = j - 1$ and j , and of up to 0.1 between bins $i = j - 2$ and j . A small correlation of up to 0.1 between bins $i = j + 1$ and j is also observed at high p_T at $|y| < 1.0$ because of dijet events contributing to adjacent p_T bins. This correlation is also present for jets reconstructed with the same radius parameter, and is considered in the error propagation. The correlation between other bins is negligible and only bin pairs coming from the same single-jet trigger are considered correlated.

The B matrices in Eq. (5) transform the covariance matrices W of the measured spectra $\tilde{\sigma}_5$ and $\tilde{\sigma}_7$ to the covariance matrices V for the unfolded spectra σ_5 and σ_7 . Equations (6) and (9) follow from standard error propagation, as in Eq. (1.55) of Ref. [60]. The partial derivatives $\partial\sigma_i/\partial\tilde{\sigma}_j$ in Eq. (5) are evaluated by numerically differentiating the D'Agostini unfolding, where the $\sigma_{5,i}$ and $\sigma_{7,i}$ are the unfolded cross sections, $\tilde{\sigma}_{5,i}$ and $\tilde{\sigma}_{7,i}$ are the corresponding smeared cross sections, and $\mathcal{R}_i = \sigma_{5,i}/\sigma_{7,i}$ is the jet radius ratio. The matrices V_{55} and V_{77} agree to within 10% of those returned by ROOUNFOLD for $R = 0.5$ and 0.7 p_T spectra, respectively, but also account for the bin-to-bin correlations induced by dijet events.

For the purposes of error propagation, the $\tilde{\sigma}_5$ and $\tilde{\sigma}_7$ data are represented as a single $2n$ vector with $\tilde{\sigma}_5$ at indices 1 to n and $\tilde{\sigma}_7$ at indices $n + 1$ to $2n$. The matrix V in Eq. (7) therefore has dimensions of $2n \times 2n$ and the matrix A in Eq. (8) has dimensions $n \times 2n$.

Finally, the covariance matrix U in Eq. (9) for the jet radius ratio $\mathcal{R}(0.5, 0.7)$ is calculated using the error propagation matrix A and the combined covariance matrix V for the unfolded jet cross sections with $R = 0.5$ and 0.7 .

The resulting covariance matrix U is shown in Fig. 4 (left) for $|y| < 0.5$. The strong anticorrelation observed between neighboring bins is similar to that observed for individual spectra, and is mainly an artifact of the D'Agostini unfolding. The statistical uncertainty for each bin of $\mathcal{R}(0.5, 0.7)$ is illustrated as the square root of the corresponding diagonal element of the covariance matrix in Fig. 4 (right). Given the relative complexity of the error propagation, the

statistical uncertainties are validated using a variant of bootstrap methods called the delete- d jackknife [61]. In this method the data are divided into ten samples, each having a non-overlapping uniformly distributed fraction $d = 10\%$ of the events removed. The ten sets of jet cross-sections are used to obtain a covariance matrix, which is scaled by $(1 - d)/d = 9$ to estimate the (co)variance of the original sample. The variances obtained by error propagation agree with the jackknife estimate in all rapidity bins within the expected jackknife uncertainty.

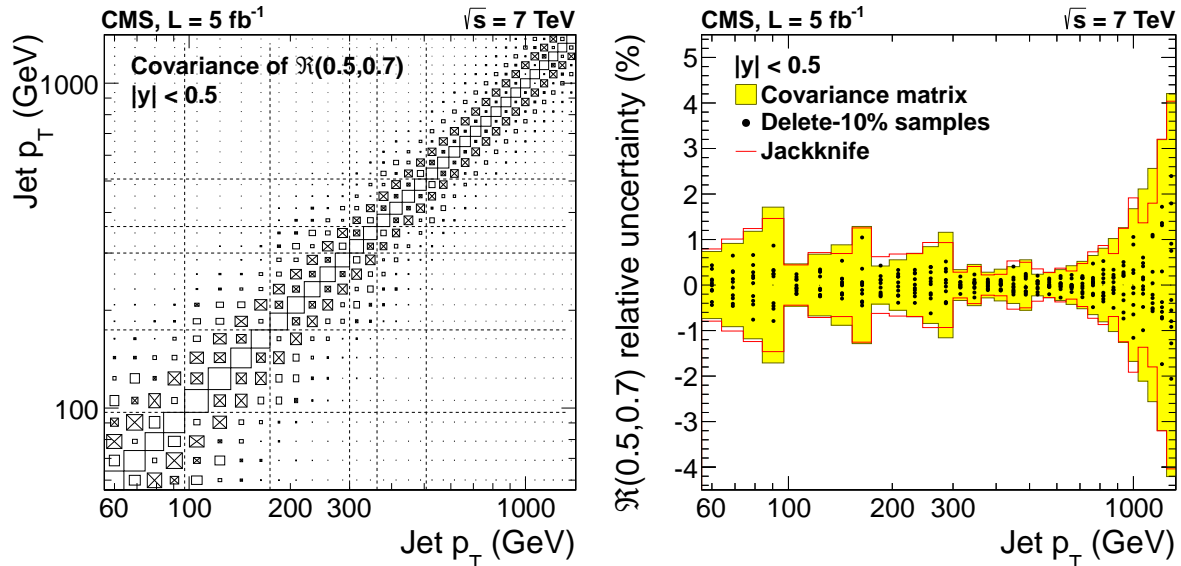


Figure 4: (Left) Covariance matrix U for the jet radius ratio $\mathcal{R}(0.5,0.7)$, normalized by the diagonal elements to show the level of correlation. Dashed horizontal and vertical lines indicate the analysis p_T thresholds corresponding to different triggers. The size of the boxes relative to bin size is proportional to the correlation coefficient in the range from -1 to 1. The diagonal elements are 1 and thus indicative of the variable bin size. The crossed boxes corresponds to anticorrelation, while the open boxes correspond to positive correlations between two bins. (Right) Comparison of the square root of the covariance matrix diagonals with a random sampling estimate using the delete- d ($d = 10\%$) jackknife method. The differences between the full data set and the ten delete- d samples are shown by the full circles.

B The CMS Collaboration

Yerevan Physics Institute, Yerevan, Armenia

S. Chatrchyan, V. Khachatryan, A.M. Sirunyan, A. Tumasyan

Institut für Hochenergiephysik der OeAW, Wien, Austria

W. Adam, T. Bergauer, M. Dragicevic, J. Erö, C. Fabjan¹, M. Friedl, R. Frühwirth¹, V.M. Ghete, C. Hartl, N. Hörmann, J. Hrubec, M. Jeitler¹, W. Kiesenhofer, V. Knünz, M. Krammer¹, I. Krätschmer, D. Liko, I. Mikulec, D. Rabady², B. Rahbaran, H. Rohringer, R. Schöfbeck, J. Strauss, A. Taurok, W. Treberer-Treberspurg, W. Waltenberger, C.-E. Wulz¹

National Centre for Particle and High Energy Physics, Minsk, Belarus

V. Mossolov, N. Shumeiko, J. Suarez Gonzalez

Universiteit Antwerpen, Antwerpen, Belgium

S. Alderweireldt, M. Bansal, S. Bansal, T. Cornelis, E.A. De Wolf, X. Janssen, A. Knutsson, S. Luyckx, L. Mucibello, S. Ochesanu, B. Roland, R. Rougny, H. Van Haeveermaet, P. Van Mechelen, N. Van Remortel, A. Van Spilbeeck

Vrije Universiteit Brussel, Brussel, Belgium

F. Blekman, S. Blyweert, J. D'Hondt, N. Heracleous, A. Kalogeropoulos, J. Keaveney, T.J. Kim, S. Lowette, M. Maes, A. Olbrechts, D. Strom, S. Tavernier, W. Van Doninck, P. Van Mulders, G.P. Van Onsem, I. Vilella

Université Libre de Bruxelles, Bruxelles, Belgium

C. Caillol, B. Clerbaux, G. De Lentdecker, L. Favart, A.P.R. Gay, A. Léonard, P.E. Marage, A. Mohammadi, L. Perniè, T. Reis, T. Seva, L. Thomas, C. Vander Velde, P. Vanlaer, J. Wang

Ghent University, Ghent, Belgium

V. Adler, K. Beernaert, L. Benucci, A. Cimmino, S. Costantini, S. Dildick, G. Garcia, B. Klein, J. Lellouch, J. Mccartin, A.A. Ocampo Rios, D. Ryckbosch, S. Salva Diblen, M. Sigamani, N. Strobbe, F. Thyssen, M. Tytgat, S. Walsh, E. Yazgan, N. Zaganidis

Université Catholique de Louvain, Louvain-la-Neuve, Belgium

S. Basegmez, C. Beluffi³, G. Bruno, R. Castello, A. Caudron, L. Ceard, G.G. Da Silva, C. Delaere, T. du Pree, D. Favart, L. Forthomme, A. Giammanco⁴, J. Hollar, P. Jez, M. Komm, V. Lemaître, J. Liao, O. Militaru, C. Nuttens, D. Pagano, A. Pin, K. Piotrkowski, A. Popov⁵, L. Quertenmont, M. Selvaggi, M. Vidal Marono, J.M. Vizan Garcia

Université de Mons, Mons, Belgium

N. Bely, T. Caebergs, E. Daubie, G.H. Hammad

Centro Brasileiro de Pesquisas Fisicas, Rio de Janeiro, Brazil

G.A. Alves, M. Correa Martins Junior, T. Dos Reis Martins, M.E. Pol, M.H.G. Souza

Universidade do Estado do Rio de Janeiro, Rio de Janeiro, Brazil

W.L. Aldá Júnior, W. Carvalho, J. Chinellato⁶, A. Custódio, E.M. Da Costa, D. De Jesus Damiao, C. De Oliveira Martins, S. Fonseca De Souza, H. Malbouisson, M. Malek, D. Matos Figueiredo, L. Mundim, H. Nogima, W.L. Prado Da Silva, J. Santaolalla, A. Santoro, A. Sznajder, E.J. Tonelli Manganote⁶, A. Vilela Pereira

Universidade Estadual Paulista ^a, Universidade Federal do ABC ^b, São Paulo, Brazil

C.A. Bernardes^b, F.A. Dias^{a,7}, T.R. Fernandez Perez Tomei^a, E.M. Gregores^b, C. Lagana^a, P.G. Mercadante^b, S.F. Novaes^a, Sandra S. Padula^a

Institute for Nuclear Research and Nuclear Energy, Sofia, Bulgaria

V. Genchev², P. Iaydjiev², A. Marinov, S. Piperov, M. Rodozov, G. Sultanov, M. Vutova

University of Sofia, Sofia, Bulgaria

A. Dimitrov, I. Glushkov, R. Hadjiiska, V. Kozhuharov, L. Litov, B. Pavlov, P. Petkov

Institute of High Energy Physics, Beijing, China

J.G. Bian, G.M. Chen, H.S. Chen, M. Chen, R. Du, C.H. Jiang, D. Liang, S. Liang, X. Meng, R. Plestina⁸, J. Tao, X. Wang, Z. Wang

State Key Laboratory of Nuclear Physics and Technology, Peking University, Beijing, China

C. Asawatrangkuldee, Y. Ban, Y. Guo, Q. Li, W. Li, S. Liu, Y. Mao, S.J. Qian, D. Wang, L. Zhang, W. Zou

Universidad de Los Andes, Bogota, Colombia

C. Avila, C.A. Carrillo Montoya, L.F. Chaparro Sierra, C. Florez, J.P. Gomez, B. Gomez Moreno, J.C. Sanabria

Technical University of Split, Split, Croatia

N. Godinovic, D. Lelas, D. Polic, I. Puljak

University of Split, Split, Croatia

Z. Antunovic, M. Kovac

Institute Rudjer Boskovic, Zagreb, Croatia

V. Brigljevic, K. Kadija, J. Luetic, D. Mekterovic, S. Morovic, L. Sudic

University of Cyprus, Nicosia, Cyprus

A. Attikis, G. Mavromanolakis, J. Mousa, C. Nicolaou, F. Ptochos, P.A. Razis

Charles University, Prague, Czech Republic

M. Finger, M. Finger Jr.

Academy of Scientific Research and Technology of the Arab Republic of Egypt, Egyptian Network of High Energy Physics, Cairo, Egypt

A.A. Abdelalim⁹, Y. Assran¹⁰, S. Elgammal¹¹, A. Ellithi Kamel¹², M.A. Mahmoud¹³, A. Radi^{11,14}

National Institute of Chemical Physics and Biophysics, Tallinn, Estonia

M. Kadastik, M. Müntel, M. Murumaa, M. Raidal, L. Rebane, A. Tiko

Department of Physics, University of Helsinki, Helsinki, Finland

P. Eerola, G. Fedi, M. Voutilainen

Helsinki Institute of Physics, Helsinki, Finland

J. Härkönen, V. Karimäki, R. Kinnunen, M.J. Kortelainen, T. Lampén, K. Lassila-Perini, S. Lehti, T. Lindén, P. Luukka, T. Mäenpää, T. Peltola, E. Tuominen, J. Tuominiemi, E. Tuovinen, L. Wendland

Lappeenranta University of Technology, Lappeenranta, Finland

T. Tuuva

DSM/IRFU, CEA/Saclay, Gif-sur-Yvette, France

M. Besancon, F. Couderc, M. Dejardin, D. Denegri, B. Fabbro, J.L. Faure, F. Ferri, S. Ganjour, A. Givernaud, P. Gras, G. Hamel de Monchenault, P. Jarry, E. Locci, J. Malcles, A. Nayak, J. Rander, A. Rosowsky, M. Titov

Laboratoire Leprince-Ringuet, Ecole Polytechnique, IN2P3-CNRS, Palaiseau, France

S. Baffioni, F. Beaudette, P. Busson, C. Charlot, N. Daci, T. Dahms, M. Dalchenko, L. Dobrzynski, A. Florent, R. Granier de Cassagnac, P. Miné, C. Mironov, I.N. Naranjo, M. Nguyen, C. Ochando, P. Paganini, D. Sabes, R. Salerno, Y. Sirois, C. Veelken, Y. Yilmaz, A. Zabi

Institut Pluridisciplinaire Hubert Curien, Université de Strasbourg, Université de Haute Alsace Mulhouse, CNRS/IN2P3, Strasbourg, France

J.-L. Agram¹⁵, J. Andrea, D. Bloch, J.-M. Brom, E.C. Chabert, C. Collard, E. Conte¹⁵, F. Drouhin¹⁵, J.-C. Fontaine¹⁵, D. Gelé, U. Goerlach, C. Goetzmann, P. Juillot, A.-C. Le Bihan, P. Van Hove

Centre de Calcul de l'Institut National de Physique Nucleaire et de Physique des Particules, CNRS/IN2P3, Villeurbanne, France

S. Gadrat

Université de Lyon, Université Claude Bernard Lyon 1, CNRS-IN2P3, Institut de Physique Nucléaire de Lyon, Villeurbanne, France

S. Beauceron, N. Beaupere, G. Boudoul, S. Brochet, J. Chasserat, R. Chierici, D. Contardo², P. Depasse, H. El Mamouni, J. Fan, J. Fay, S. Gascon, M. Gouzevitch, B. Ille, T. Kurca, M. Lethuillier, L. Mirabito, S. Perries, J.D. Ruiz Alvarez, L. Sgandurra, V. Sordini, M. Vander Donckt, P. Verdier, S. Viret, H. Xiao

Institute of High Energy Physics and Informatization, Tbilisi State University, Tbilisi, Georgia

Z. Tsamalaidze¹⁶

RWTH Aachen University, I. Physikalisches Institut, Aachen, Germany

C. Autermann, S. Beranek, M. Bontenackels, B. Calpas, M. Edelhoff, L. Feld, O. Hindrichs, K. Klein, A. Ostapchuk, A. Perieanu, F. Raupach, J. Sammet, S. Schael, D. Sprenger, H. Weber, B. Wittmer, V. Zhukov⁵

RWTH Aachen University, III. Physikalisches Institut A, Aachen, Germany

M. Ata, J. Caudron, E. Dietz-Laursonn, D. Duchardt, M. Erdmann, R. Fischer, A. Güth, T. Hebbeker, C. Heidemann, K. Hoepfner, D. Klingebiel, S. Knutzen, P. Kreuzer, M. Merschmeyer, A. Meyer, M. Olschewski, K. Padeken, P. Papacz, H. Reithler, S.A. Schmitz, L. Sonnenschein, D. Teyssier, S. Thüer, M. Weber

RWTH Aachen University, III. Physikalisches Institut B, Aachen, Germany

V. Cherepanov, Y. Erdogan, G. Flügge, H. Geenen, M. Geisler, W. Haj Ahmad, F. Hoehle, B. Kargoll, T. Kress, Y. Kuessel, J. Lingemann², A. Nowack, I.M. Nugent, L. Perchalla, O. Pooth, A. Stahl

Deutsches Elektronen-Synchrotron, Hamburg, Germany

I. Asin, N. Bartosik, J. Behr, W. Behrenhoff, U. Behrens, A.J. Bell, M. Bergholz¹⁷, A. Bethani, K. Borras, A. Burgmeier, A. Cakir, L. Calligaris, A. Campbell, S. Choudhury, F. Costanza, C. Diez Pardos, S. Dooling, T. Dorland, G. Eckerlin, D. Eckstein, T. Eichhorn, G. Flucke, A. Geiser, A. Grebenyuk, P. Gunnellini, S. Habib, J. Hauk, G. Hellwig, M. Hempel, D. Horton, H. Jung, M. Kasemann, P. Katsas, J. Kieseler, C. Kleinwort, M. Krämer, D. Krücker, W. Lange, J. Leonard, K. Lipka, W. Lohmann¹⁷, B. Lutz, R. Mankel, I. Marfin, I.-A. Melzer-Pellmann, A.B. Meyer, J. Mnich, A. Mussgiller, S. Naumann-Emme, O. Novgorodova, F. Nowak, H. Perrey, A. Petrukhin, D. Pitzl, R. Placakyte, A. Raspereza, P.M. Ribeiro Cipriano, C. Riedl, E. Ron, M.Ö. Sahin, J. Salfeld-Nebgen, P. Saxena, R. Schmidt¹⁷, T. Schoerner-Sadenius, M. Schröder, M. Stein, A.D.R. Vargas Trevino, R. Walsh, C. Wissing

University of Hamburg, Hamburg, Germany

M. Aldaya Martin, V. Blobel, H. Enderle, J. Erfle, E. Garutti, K. Goebel, M. Görner, M. Gosselink, J. Haller, R.S. Höing, H. Kirschenmann, R. Klanner, R. Kogler, J. Lange, T. Lapsien, T. Lenz, I. Marchesini, J. Ott, T. Peiffer, N. Pietsch, D. Rathjens, C. Sander, H. Schettler, P. Schleper, E. Schlieckau, A. Schmidt, M. Seidel, J. Sibille¹⁸, V. Sola, H. Stadie, G. Steinbrück, D. Troendle, E. Usai, L. Vanelderden

Institut für Experimentelle Kernphysik, Karlsruhe, Germany

C. Barth, C. Baus, J. Berger, C. Böser, E. Butz, T. Chwalek, W. De Boer, A. Descroix, A. Dierlamm, M. Feindt, M. Guthoff², F. Hartmann², T. Hauth², H. Held, K.H. Hoffmann, U. Husemann, I. Katkov⁵, A. Kornmayer², E. Kuznetsova, P. Lobelle Pardo, D. Martschei, M.U. Mozer, Th. Müller, M. Niegel, A. Nürnberg, O. Oberst, G. Quast, K. Rabbertz, F. Ratnikov, S. Röcker, F.-P. Schilling, G. Schott, H.J. Simonis, F.M. Stober, R. Ulrich, J. Wagner-Kuhr, S. Wayand, T. Weiler, R. Wolf, M. Zeise

Institute of Nuclear and Particle Physics (INPP), NCSR Demokritos, Aghia Paraskevi, Greece

G. Anagnostou, G. Daskalakis, T. Geralis, S. Kesisoglou, A. Kyriakis, D. Loukas, A. Markou, C. Markou, E. Ntomari, A. Psallidas, I. Topsis-Giotis

University of Athens, Athens, Greece

L. Gouskos, A. Panagiotou, N. Saoulidou, E. Stiliaris

University of Ioánnina, Ioánnina, Greece

X. Aslanoglou, I. Evangelou, G. Flouris, C. Foudas, J. Jones, P. Kokkas, N. Manthos, I. Papadopoulos, E. Paradas

Wigner Research Centre for Physics, Budapest, Hungary

G. Bencze, C. Hajdu, P. Hidas, D. Horvath¹⁹, F. Sikler, V. Veszpremi, G. Vesztergombi²⁰, A.J. Zsigmond

Institute of Nuclear Research ATOMKI, Debrecen, Hungary

N. Beni, S. Czellar, J. Molnar, J. Palinkas, Z. Szillasi

University of Debrecen, Debrecen, Hungary

J. Karacsi, P. Raics, Z.L. Trocsanyi, B. Ujvari

National Institute of Science Education and Research, Bhubaneswar, India

S.K. Swain

Panjab University, Chandigarh, India

S.B. Beri, V. Bhatnagar, N. Dhingra, R. Gupta, M. Kaur, M.Z. Mehta, M. Mittal, N. Nishu, A. Sharma, J.B. Singh

University of Delhi, Delhi, India

Ashok Kumar, Arun Kumar, S. Ahuja, A. Bhardwaj, B.C. Choudhary, A. Kumar, S. Malhotra, M. Naimuddin, K. Ranjan, V. Sharma, R.K. Shivpuri

Saha Institute of Nuclear Physics, Kolkata, India

S. Banerjee, S. Bhattacharya, K. Chatterjee, S. Dutta, B. Gomber, Sa. Jain, Sh. Jain, R. Khurana, A. Modak, S. Mukherjee, D. Roy, S. Sarkar, M. Sharan, A.P. Singh

Bhabha Atomic Research Centre, Mumbai, India

A. Abdulsalam, D. Dutta, S. Kailas, V. Kumar, A.K. Mohanty², L.M. Pant, P. Shukla, A. Topkar

Tata Institute of Fundamental Research, Mumbai, India

T. Aziz, S. Banerjee, R.M. Chatterjee, S. Dugad, S. Ganguly, S. Ghosh, M. Guchait, A. Gurtu²¹, G. Kole, S. Kumar, M. Maity²², G. Majumder, K. Mazumdar, G.B. Mohanty, B. Parida, K. Sudhakar, N. Wickramage²³

Institute for Research in Fundamental Sciences (IPM), Tehran, Iran

H. Arfaei, H. Bakhshiansohi, H. Behnamian, S.M. Etesami²⁴, A. Fahim²⁵, A. Jafari, M. Khakzad, M. Mohammadi Najafabadi, M. Naseri, S. Paktinat Mehdiabadi, B. Safarzadeh²⁶, M. Zeinali

University College Dublin, Dublin, Ireland

M. Grunewald

INFN Sezione di Bari ^a, Università di Bari ^b, Politecnico di Bari ^c, Bari, Italy

M. Abbrescia^{a,b}, L. Barbone^{a,b}, C. Calabria^{a,b}, S.S. Chhibra^{a,b}, A. Colaleo^a, D. Creanza^{a,c}, N. De Filippis^{a,c}, M. De Palma^{a,b}, L. Fiore^a, G. Iaselli^{a,c}, G. Maggi^{a,c}, M. Maggi^a, B. Marangelli^{a,b}, S. My^{a,c}, S. Nuzzo^{a,b}, N. Pacifico^a, A. Pompili^{a,b}, G. Pugliese^{a,c}, R. Radogna^{a,b}, G. Selvaggi^{a,b}, L. Silvestris^a, G. Singh^{a,b}, R. Venditti^{a,b}, P. Verwilligen^a, G. Zito^a

INFN Sezione di Bologna ^a, Università di Bologna ^b, Bologna, Italy

G. Abbiendi^a, A.C. Benvenuti^a, D. Bonacorsi^{a,b}, S. Braibant-Giacomelli^{a,b}, L. Brigliadori^{a,b}, R. Campanini^{a,b}, P. Capiluppi^{a,b}, A. Castro^{a,b}, F.R. Cavallo^a, G. Codispoti^{a,b}, M. Cuffiani^{a,b}, G.M. Dallavalle^a, F. Fabbri^a, A. Fanfani^{a,b}, D. Fasanella^{a,b}, P. Giacomelli^a, C. Grandi^a, L. Guiducci^{a,b}, S. Marcellini^a, G. Masetti^a, M. Meneghelli^{a,b}, A. Montanari^a, F.L. Navarria^{a,b}, F. Odorici^a, A. Perrotta^a, F. Primavera^{a,b}, A.M. Rossi^{a,b}, T. Rovelli^{a,b}, G.P. Siroli^{a,b}, N. Tosi^{a,b}, R. Travaglini^{a,b}

INFN Sezione di Catania ^a, Università di Catania ^b, CSFNSM ^c, Catania, Italy

S. Albergo^{a,b}, G. Cappello^a, M. Chiorboli^{a,b}, S. Costa^{a,b}, F. Giordano^{a,c,2}, R. Potenza^{a,b}, A. Tricomi^{a,b}, C. Tuve^{a,b}

INFN Sezione di Firenze ^a, Università di Firenze ^b, Firenze, Italy

G. Barbagli^a, V. Ciulli^{a,b}, C. Civinini^a, R. D'Alessandro^{a,b}, E. Focardi^{a,b}, E. Gallo^a, S. Gonzi^{a,b}, V. Gori^{a,b}, P. Lenzi^{a,b}, M. Meschini^a, S. Paoletti^a, G. Sguazzoni^a, A. Tropiano^{a,b}

INFN Laboratori Nazionali di Frascati, Frascati, Italy

L. Benussi, S. Bianco, F. Fabbri, D. Piccolo

INFN Sezione di Genova ^a, Università di Genova ^b, Genova, Italy

P. Fabbricatore^a, R. Ferretti^{a,b}, F. Ferro^a, M. Lo Vetere^{a,b}, R. Musenich^a, E. Robutti^a, S. Tosi^{a,b}

INFN Sezione di Milano-Bicocca ^a, Università di Milano-Bicocca ^b, Milano, Italy

A. Benaglia^a, M.E. Dinardo^{a,b}, S. Fiorendi^{a,b,2}, S. Gennai^a, R. Gerosa, A. Ghezzi^{a,b}, P. Govoni^{a,b}, M.T. Lucchini^{a,b,2}, S. Malvezzi^a, R.A. Manzoni^{a,b,2}, A. Martelli^{a,b,2}, B. Marzocchi, D. Menasce^a, L. Moroni^a, M. Paganoni^{a,b}, D. Pedrini^a, S. Ragazzi^{a,b}, N. Redaelli^a, T. Tabarelli de Fatis^{a,b}

INFN Sezione di Napoli ^a, Università di Napoli 'Federico II' ^b, Università della Basilicata (Potenza) ^c, Università G. Marconi (Roma) ^d, Napoli, Italy

S. Buontempo^a, N. Cavallo^{a,c}, F. Fabozzi^{a,c}, A.O.M. Iorio^{a,b}, L. Lista^a, S. Meola^{a,d,2}, M. Merola^a, P. Paolucci^{a,2}

INFN Sezione di Padova ^a, Università di Padova ^b, Università di Trento (Trento) ^c, Padova, Italy

P. Azzi^a, N. Bacchetta^a, M. Bellato^a, M. Biasotto^{a,27}, D. Bisello^{a,b}, A. Branca^{a,b}, P. Checchia^a, T. Dorigo^a, U. Dosselli^a, F. Fanzago^a, M. Galanti^{a,b,2}, F. Gasparini^{a,b}, P. Giubilato^{a,b}, A. Gozzelino^a, K. Kanishchev^{a,c}, S. Lacaprara^a, I. Lazzizzera^{a,c}, M. Margoni^{a,b},

A.T. Meneguzzo^{a,b}, J. Pazzini^{a,b}, N. Pozzobon^{a,b}, P. Ronchese^{a,b}, F. Simonetto^{a,b}, E. Torassa^a, M. Tosi^{a,b}, S. Vanini^{a,b}, P. Zotto^{a,b}, A. Zucchetta^{a,b}, G. Zumerle^{a,b}

INFN Sezione di Pavia^a, Università di Pavia^b, Pavia, Italy

M. Gabusi^{a,b}, S.P. Ratti^{a,b}, C. Riccardi^{a,b}, P. Vitulo^{a,b}

INFN Sezione di Perugia^a, Università di Perugia^b, Perugia, Italy

M. Biasini^{a,b}, G.M. Bilei^a, L. Fanò^{a,b}, P. Lariccia^{a,b}, G. Mantovani^{a,b}, M. Menichelli^a, F. Romeo^{a,b}, A. Saha^a, A. Santocchia^{a,b}, A. Spiezia^{a,b}

INFN Sezione di Pisa^a, Università di Pisa^b, Scuola Normale Superiore di Pisa^c, Pisa, Italy

K. Androsov^{a,28}, P. Azzurri^a, G. Bagliesi^a, J. Bernardini^a, T. Boccali^a, G. Broccolo^{a,c}, R. Castaldi^a, M.A. Ciocci^{a,28}, R. Dell'Orso^a, F. Fiori^{a,c}, L. Foà^{a,c}, A. Giassi^a, M.T. Grippo^{a,28}, A. Kraan^a, F. Ligabue^{a,c}, T. Lomtadze^a, L. Martini^{a,b}, A. Messineo^{a,b}, C.S. Moon^{a,29}, F. Palla^a, A. Rizzi^{a,b}, A. Savoy-Navarro^{a,30}, A.T. Serban^a, P. Spagnolo^a, P. Squillacioti^{a,28}, R. Tenchini^a, G. Tonelli^{a,b}, A. Venturi^a, P.G. Verdini^a, C. Vernieri^{a,c}

INFN Sezione di Roma^a, Università di Roma^b, Roma, Italy

L. Barone^{a,b}, F. Cavallari^a, D. Del Re^{a,b}, M. Diemoz^a, M. Grassi^{a,b}, C. Jorda^a, E. Longo^{a,b}, F. Margaroli^{a,b}, P. Meridiani^a, F. Micheli^{a,b}, S. Nourbakhsh^{a,b}, G. Organtini^{a,b}, R. Paramatti^a, S. Rahatlou^{a,b}, C. Rovelli^a, L. Soffi^{a,b}, P. Traczyk^{a,b}

INFN Sezione di Torino^a, Università di Torino^b, Università del Piemonte Orientale (Novara)^c, Torino, Italy

N. Amapane^{a,b}, R. Arcidiacono^{a,c}, S. Argiro^{a,b}, M. Arneodo^{a,c}, R. Bellan^{a,b}, C. Biino^a, N. Cartiglia^a, S. Casasso^{a,b}, M. Costa^{a,b}, A. Degano^{a,b}, N. Demaria^a, C. Mariotti^a, S. Maselli^a, E. Migliore^{a,b}, V. Monaco^{a,b}, M. Musich^a, M.M. Obertino^{a,c}, G. Ortona^{a,b}, L. Pacher^{a,b}, N. Pastrone^a, M. Pelliccioni^{a,2}, A. Potenza^{a,b}, A. Romero^{a,b}, M. Ruspa^{a,c}, R. Sacchi^{a,b}, A. Solano^{a,b}, A. Staiano^a, U. Tamponi^a

INFN Sezione di Trieste^a, Università di Trieste^b, Trieste, Italy

S. Belforte^a, V. Candelise^{a,b}, M. Casarsa^a, F. Cossutti^a, G. Della Ricca^{a,b}, B. Gobbo^a, C. La Licata^{a,b}, M. Marone^{a,b}, D. Montanino^{a,b}, A. Penzo^a, A. Schizzi^{a,b}, T. Umer^{a,b}, A. Zanetti^a

Kangwon National University, Chunchon, Korea

S. Chang, T.Y. Kim, S.K. Nam

Kyungpook National University, Daegu, Korea

D.H. Kim, G.N. Kim, J.E. Kim, M.S. Kim, D.J. Kong, S. Lee, Y.D. Oh, H. Park, D.C. Son

Chonnam National University, Institute for Universe and Elementary Particles, Kwangju, Korea

J.Y. Kim, Zero J. Kim, S. Song

Korea University, Seoul, Korea

S. Choi, D. Gyun, B. Hong, M. Jo, H. Kim, Y. Kim, K.S. Lee, S.K. Park, Y. Roh

University of Seoul, Seoul, Korea

M. Choi, J.H. Kim, C. Park, I.C. Park, S. Park, G. Ryu

Sungkyunkwan University, Suwon, Korea

Y. Choi, Y.K. Choi, J. Goh, E. Kwon, B. Lee, J. Lee, H. Seo, I. Yu

Vilnius University, Vilnius, Lithuania

A. Juodagalvis

National Centre for Particle Physics, Universiti Malaya, Kuala Lumpur, Malaysia

J.R. Komaragiri

Centro de Investigacion y de Estudios Avanzados del IPN, Mexico City, Mexico

H. Castilla-Valdez, E. De La Cruz-Burelo, I. Heredia-de La Cruz³¹, R. Lopez-Fernandez, J. Martínez-Ortega, A. Sanchez-Hernandez, L.M. Villasenor-Cendejas

Universidad Iberoamericana, Mexico City, Mexico

S. Carrillo Moreno, F. Vazquez Valencia

Benemerita Universidad Autonoma de Puebla, Puebla, Mexico

H.A. Salazar Ibarguen

Universidad Autónoma de San Luis Potosí, San Luis Potosí, Mexico

E. Casimiro Linares, A. Morelos Pineda

University of Auckland, Auckland, New Zealand

D. Krofcheck

University of Canterbury, Christchurch, New Zealand

P.H. Butler, R. Doesburg, S. Reucroft

National Centre for Physics, Quaid-I-Azam University, Islamabad, Pakistan

M. Ahmad, M.I. Asghar, J. Butt, H.R. Hoorani, W.A. Khan, T. Khurshid, S. Qazi, M.A. Shah, M. Shoaib

National Centre for Nuclear Research, Swierk, Poland

H. Bialkowska, M. Bluj, B. Boimska, T. Frueboes, M. Górski, M. Kazana, K. Nawrocki, K. Romanowska-Rybinska, M. Szleper, G. Wrochna, P. Zalewski

Institute of Experimental Physics, Faculty of Physics, University of Warsaw, Warsaw, Poland

G. Brona, K. Bunkowski, M. Cwiok, W. Dominik, K. Doroba, A. Kalinowski, M. Konecki, J. Krolikowski, M. Misiura, W. Wolszczak

Laboratório de Instrumentação e Física Experimental de Partículas, Lisboa, Portugal

P. Bargassa, C. Beirão Da Cruz E Silva, P. Faccioli, P.G. Ferreira Parracho, M. Gallinaro, F. Nguyen, J. Rodrigues Antunes, J. Seixas², J. Varela, P. Vischia

Joint Institute for Nuclear Research, Dubna, Russia

I. Golutvin, V. Karjavin, V. Konoplyanikov, V. Korenkov, G. Kozlov, A. Lanev, A. Malakhov, V. Matveev³², V.V. Mitsyn, P. Moisenz, V. Palichik, V. Perelygin, S. Shmatov, S. Shulha, N. Skatchkov, V. Smirnov, E. Tikhonenko, A. Zarubin

Petersburg Nuclear Physics Institute, Gatchina (St. Petersburg), Russia

V. Golovtsov, Y. Ivanov, V. Kim³³, P. Levchenko, V. Murzin, V. Oreshkin, I. Smirnov, V. Sulimov, L. Uvarov, S. Vavilov, A. Vorobyev, An. Vorobyev

Institute for Nuclear Research, Moscow, Russia

Yu. Andreev, A. Dermenev, S. Gninenko, N. Golubev, M. Kirsanov, N. Krasnikov, A. Pashenkov, D. Tlisov, A. Toropin

Institute for Theoretical and Experimental Physics, Moscow, Russia

V. Epshteyn, V. Gavrilov, N. Lychkovskaya, V. Popov, G. Safronov, S. Semenov, A. Spiridonov, V. Stolin, E. Vlasov, A. Zhokin

P.N. Lebedev Physical Institute, Moscow, Russia

V. Andreev, M. Azarkin, I. Dremin, M. Kirakosyan, A. Leonidov, G. Mesyats, S.V. Rusakov, A. Vinogradov

Skobeltsyn Institute of Nuclear Physics, Lomonosov Moscow State University, Moscow, Russia

A. Belyaev, E. Boos, M. Dubinin⁷, L. Dudko, A. Ershov, A. Gribushin, V. Klyukhin, O. Kodolova, I. Lokhtin, S. Obraztsov, S. Petrushanko, V. Savrin, A. Snigirev

State Research Center of Russian Federation, Institute for High Energy Physics, Protvino, Russia

I. Azhgirey, I. Bayshev, S. Bitioukov, V. Kachanov, A. Kalinin, D. Konstantinov, V. Krychkin, V. Petrov, R. Ryutin, A. Sobol, L. Tourtchanovitch, S. Troshin, N. Tyurin, A. Uzunian, A. Volkov

University of Belgrade, Faculty of Physics and Vinca Institute of Nuclear Sciences, Belgrade, Serbia

P. Adzic³⁴, M. Dordevic, M. Ekmedzic, J. Milosevic

Centro de Investigaciones Energéticas Medioambientales y Tecnológicas (CIEMAT), Madrid, Spain

M. Aguilar-Benitez, J. Alcaraz Maestre, C. Battilana, E. Calvo, M. Cerrada, M. Chamizo Llatas², N. Colino, B. De La Cruz, A. Delgado Peris, D. Domínguez Vázquez, C. Fernandez Bedoya, J.P. Fernández Ramos, A. Ferrando, J. Flix, M.C. Fouz, P. Garcia-Abia, O. Gonzalez Lopez, S. Goy Lopez, J.M. Hernandez, M.I. Josa, G. Merino, E. Navarro De Martino, J. Puerta Pelayo, A. Quintario Olmeda, I. Redondo, L. Romero, M.S. Soares, C. Willmott

Universidad Autónoma de Madrid, Madrid, Spain

C. Albajar, J.F. de Trocóniz, M. Missiroli

Universidad de Oviedo, Oviedo, Spain

H. Brun, J. Cuevas, J. Fernandez Menendez, S. Folgueras, I. Gonzalez Caballero, L. Lloret Iglesias

Instituto de Física de Cantabria (IFCA), CSIC-Universidad de Cantabria, Santander, Spain

J.A. Brochero Cifuentes, I.J. Cabrillo, A. Calderon, S.H. Chuang, J. Duarte Campderros, M. Fernandez, G. Gomez, J. Gonzalez Sanchez, A. Graziano, A. Lopez Virto, J. Marco, R. Marco, C. Martinez Rivero, F. Matorras, F.J. Munoz Sanchez, J. Piedra Gomez, T. Rodrigo, A.Y. Rodríguez-Marrero, A. Ruiz-Jimeno, L. Scodellaro, I. Vila, R. Vilar Cortabitarte

CERN, European Organization for Nuclear Research, Geneva, Switzerland

D. Abbaneo, E. Auffray, G. Auzinger, M. Bachtis, P. Baillon, A.H. Ball, D. Barney, J. Bendavid, L. Benhabib, J.F. Benitez, C. Bernet⁸, G. Bianchi, P. Bloch, A. Bocci, A. Bonato, O. Bondu, C. Botta, H. Breuker, T. Camporesi, G. Cerminara, T. Christiansen, J.A. Coarasa Perez, S. Colafranceschi³⁵, M. D'Alfonso, D. d'Enterria, A. Dabrowski, A. David, F. De Guio, A. De Roeck, S. De Visscher, S. Di Guida, M. Dobson, N. Dupont-Sagorin, A. Elliott-Peisert, J. Eugster, G. Franzoni, W. Funk, M. Giffels, D. Gigi, K. Gill, D. Giordano, M. Girone, M. Giunta, F. Glege, R. Gomez-Reino Garrido, S. Gowdy, R. Guida, J. Hammer, M. Hansen, P. Harris, V. Innocente, P. Janot, E. Karavakis, K. Kousouris, K. Krajczar, P. Lecoq, C. Lourenço, N. Magini, L. Malgeri, M. Mannelli, L. Masetti, F. Meijers, S. Mersi, E. Meschi, F. Moortgat, M. Mulders, P. Musella, L. Orsini, E. Palencia Cortezon, E. Perez, L. Perrozzi, A. Petrilli, G. Petrucciani, A. Pfeiffer, M. Pierini, M. Pimiä, D. Piparo, M. Plagge, A. Racz, W. Reece, G. Rolandi³⁶, M. Rovere, H. Sakulin, F. Santanastasio, C. Schäfer, C. Schwick, S. Sekmen, A. Sharma, P. Siegrist, P. Silva,

M. Simon, P. Sphicas³⁷, D. Spiga, J. Steggemann, B. Stieger, M. Stoye, A. Tsirou, G.I. Veres²⁰, J.R. Vlimant, H.K. Wöhri, W.D. Zeuner

Paul Scherrer Institut, Villigen, Switzerland

W. Bertl, K. Deiters, W. Erdmann, R. Horisberger, Q. Ingram, H.C. Kaestli, S. König, D. Kotlinski, U. Langenegger, D. Renker, T. Rohe

Institute for Particle Physics, ETH Zurich, Zurich, Switzerland

F. Bachmair, L. Bäni, L. Bianchini, P. Bortignon, M.A. Buchmann, B. Casal, N. Chanon, A. Deisher, G. Dissertori, M. Dittmar, M. Donegà, M. Dünser, P. Eller, C. Grab, D. Hits, W. Luster, B. Mangano, A.C. Marini, P. Martinez Ruiz del Arbol, D. Meister, N. Mohr, C. Nägeli³⁸, P. Nef, F. Nessi-Tedaldi, F. Pandolfi, L. Pape, F. Pauss, M. Peruzzi, M. Quitnat, F.J. Ronga, M. Rossini, A. Starodumov³⁹, M. Takahashi, L. Tauscher[†], K. Theofilatos, D. Treille, R. Wallny, H.A. Weber

Universität Zürich, Zurich, Switzerland

C. Amsler⁴⁰, V. Chiochia, A. De Cosa, C. Favaro, A. Hinzmann, T. Hreus, M. Ivova Rikova, B. Kilminster, B. Millan Mejias, J. Ngadiuba, P. Robmann, H. Snoek, S. Taroni, M. Verzetti, Y. Yang

National Central University, Chung-Li, Taiwan

M. Cardaci, K.H. Chen, C. Ferro, C.M. Kuo, S.W. Li, W. Lin, Y.J. Lu, R. Volpe, S.S. Yu

National Taiwan University (NTU), Taipei, Taiwan

P. Bartalini, P. Chang, Y.H. Chang, Y.W. Chang, Y. Chao, K.F. Chen, P.H. Chen, C. Dietz, U. Grundler, W.-S. Hou, Y. Hsiung, K.Y. Kao, Y.J. Lei, Y.F. Liu, R.-S. Lu, D. Majumder, E. Petrakou, X. Shi, J.G. Shiu, Y.M. Tzeng, M. Wang, R. Wilken

Chulalongkorn University, Bangkok, Thailand

B. Asavapibhop, N. Suwonjandee

Cukurova University, Adana, Turkey

A. Adiguzel, M.N. Bakirci⁴¹, S. Cerci⁴², C. Dozen, I. Dumanoglu, E. Eskut, S. Girgis, G. Gokbulut, E. Gurpinar, I. Hos, E.E. Kangal, A. Kayis Topaksu, G. Onengut⁴³, K. Ozdemir, S. Ozturk⁴¹, A. Polatoz, K. Sogut⁴⁴, D. Sunar Cerci⁴², B. Tali⁴², H. Topakli⁴¹, M. Vergili

Middle East Technical University, Physics Department, Ankara, Turkey

I.V. Akin, T. Aliev, B. Bilin, S. Bilmis, M. Deniz, H. Gamsizkan, A.M. Guler, G. Karapinar⁴⁵, K. Ocalan, A. Ozpineci, M. Serin, R. Sever, U.E. Surat, M. Yalvac, M. Zeyrek

Bogazici University, Istanbul, Turkey

E. Gülmez, B. Isildak⁴⁶, M. Kaya⁴⁷, O. Kaya⁴⁷, S. Ozkorucuklu⁴⁸

Istanbul Technical University, Istanbul, Turkey

H. Bahtiyar⁴⁹, E. Barlas, K. Cankocak, Y.O. Günaydin⁵⁰, F.I. Vardarli, M. Yücel

National Scientific Center, Kharkov Institute of Physics and Technology, Kharkov, Ukraine

L. Levchuk, P. Sorokin

University of Bristol, Bristol, United Kingdom

J.J. Brooke, E. Clement, D. Cussans, H. Flacher, R. Frazier, J. Goldstein, M. Grimes, G.P. Heath, H.F. Heath, J. Jacob, L. Kreczko, C. Lucas, Z. Meng, D.M. Newbold⁵¹, S. Paramesvaran, A. Poll, S. Senkin, V.J. Smith, T. Williams

Rutherford Appleton Laboratory, Didcot, United Kingdom

K.W. Bell, A. Belyaev⁵², C. Brew, R.M. Brown, D.J.A. Cockerill, J.A. Coughlan, K. Harder,

S. Harper, J. Ilic, E. Olaiya, D. Petyt, C.H. Shepherd-Themistocleous, A. Thea, I.R. Tomalin, W.J. Womersley, S.D. Worm

Imperial College, London, United Kingdom

M. Baber, R. Bainbridge, O. Buchmuller, D. Burton, D. Colling, N. Cripps, M. Cutajar, P. Dauncey, G. Davies, M. Della Negra, W. Ferguson, J. Fulcher, D. Futyan, A. Gilbert, A. Guneratne Bryer, G. Hall, Z. Hatherell, J. Hays, G. Iles, M. Jarvis, G. Karapostoli, M. Kenzie, R. Lane, R. Lucas⁵¹, L. Lyons, A.-M. Magnan, J. Marrouche, B. Mathias, R. Nandi, J. Nash, A. Nikitenko³⁹, J. Pela, M. Pesaresi, K. Petridis, M. Pioppi⁵³, D.M. Raymond, S. Rogerson, A. Rose, C. Seez, P. Sharp[†], A. Sparrow, A. Tapper, M. Vazquez Acosta, T. Virdee, S. Wakefield, N. Wardle

Brunel University, Uxbridge, United Kingdom

J.E. Cole, P.R. Hobson, A. Khan, P. Kyberd, D. Leggat, D. Leslie, W. Martin, I.D. Reid, P. Symonds, L. Teodorescu, M. Turner

Baylor University, Waco, USA

J. Dittmann, K. Hatakeyama, A. Kasmi, H. Liu, T. Scarborough

The University of Alabama, Tuscaloosa, USA

O. Charaf, S.I. Cooper, C. Henderson, P. Rumerio

Boston University, Boston, USA

A. Avetisyan, T. Bose, C. Fantasia, A. Heister, P. Lawson, D. Lazic, J. Rohlf, D. Sperka, J. St. John, L. Sulak

Brown University, Providence, USA

J. Alimena, S. Bhattacharya, G. Christopher, D. Cutts, Z. Demiragli, A. Ferapontov, A. Garabedian, U. Heintz, S. Jabeen, G. Kukartsev, E. Laird, G. Landsberg, M. Luk, M. Narain, M. Segala, T. Sinthuprasith, T. Speer, J. Swanson

University of California, Davis, Davis, USA

R. Breedon, G. Breto, M. Calderon De La Barca Sanchez, S. Chauhan, M. Chertok, J. Conway, R. Conway, P.T. Cox, R. Erbacher, M. Gardner, W. Ko, A. Kopecky, R. Lander, T. Miceli, D. Pellett, J. Pilot, F. Ricci-Tam, B. Rutherford, M. Searle, S. Shalhout, J. Smith, M. Squires, M. Tripathi, S. Wilbur, R. Yohay

University of California, Los Angeles, USA

V. Andreev, D. Cline, R. Cousins, S. Erhan, P. Everaerts, C. Farrell, M. Felcini, J. Hauser, M. Ignatenko, C. Jarvis, G. Rakness, P. Schlein[†], E. Takasugi, V. Valuev, M. Weber

University of California, Riverside, Riverside, USA

J. Babb, R. Clare, J. Ellison, J.W. Gary, G. Hanson, J. Heilman, P. Jandir, F. Lacroix, H. Liu, O.R. Long, A. Luthra, M. Malberti, H. Nguyen, A. Shrinivas, J. Sturdy, S. Sumowidagdo, S. Wimpenny

University of California, San Diego, La Jolla, USA

W. Andrews, J.G. Branson, G.B. Cerati, S. Cittolin, R.T. D'Agnolo, D. Evans, A. Holzner, R. Kelley, D. Kovalskyi, M. Lebourgeois, J. Letts, I. Macneill, S. Padhi, C. Palmer, M. Pieri, M. Sani, V. Sharma, S. Simon, E. Sudano, M. Tadel, Y. Tu, A. Vartak, S. Wasserbaech⁵⁴, F. W \ddot{u} rthwein, A. Yagil, J. Yoo

University of California, Santa Barbara, Santa Barbara, USA

D. Barge, C. Campagnari, T. Danielson, K. Flowers, P. Geffert, C. George, F. Golf, J. Incandela,

C. Justus, R. Magaña Villalba, N. Mccoll, V. Pavlunin, J. Richman, R. Rossin, D. Stuart, W. To, C. West

California Institute of Technology, Pasadena, USA

A. Apresyan, A. Bornheim, J. Bunn, Y. Chen, E. Di Marco, J. Duarte, D. Kcira, A. Mott, H.B. Newman, C. Pena, C. Rogan, M. Spiropulu, V. Timciuc, R. Wilkinson, S. Xie, R.Y. Zhu

Carnegie Mellon University, Pittsburgh, USA

V. Azzolini, A. Calamba, R. Carroll, T. Ferguson, Y. Iiyama, D.W. Jang, M. Paulini, J. Russ, H. Vogel, I. Vorobiev

University of Colorado at Boulder, Boulder, USA

J.P. Cumalat, B.R. Drell, W.T. Ford, A. Gaz, E. Luiggi Lopez, U. Nauenberg, J.G. Smith, K. Stenson, K.A. Ulmer, S.R. Wagner

Cornell University, Ithaca, USA

J. Alexander, A. Chatterjee, N. Eggert, L.K. Gibbons, W. Hopkins, A. Khukhunaishvili, B. Kreis, N. Mirman, G. Nicolas Kaufman, J.R. Patterson, A. Ryd, E. Salvati, W. Sun, W.D. Teo, J. Thom, J. Thompson, J. Tucker, Y. Weng, L. Winstrom, P. Wittich

Fairfield University, Fairfield, USA

D. Winn

Fermi National Accelerator Laboratory, Batavia, USA

S. Abdullin, M. Albrow, J. Anderson, G. Apollinari, L.A.T. Bauerdick, A. Beretvas, J. Berryhill, P.C. Bhat, K. Burkett, J.N. Butler, V. Chetluru, H.W.K. Cheung, F. Chlebana, S. Cihangir, V.D. Elvira, I. Fisk, J. Freeman, Y. Gao, E. Gottschalk, L. Gray, D. Green, S. Grünendahl, O. Gutsche, D. Hare, R.M. Harris, J. Hirschauer, B. Hooberman, S. Jindariani, M. Johnson, U. Joshi, K. Kaadze, B. Klima, S. Kwan, J. Linacre, D. Lincoln, R. Lipton, J. Lykken, K. Maeshima, J.M. Marraffino, V.I. Martinez Outschoorn, S. Maruyama, D. Mason, P. McBride, K. Mishra, S. Mrenna, Y. Musienko³², S. Nahn, C. Newman-Holmes, V. O'Dell, O. Prokofyev, N. Ratnikova, E. Sexton-Kennedy, S. Sharma, W.J. Spalding, L. Spiegel, L. Taylor, S. Tkaczyk, N.V. Tran, L. Uplegger, E.W. Vaandering, R. Vidal, A. Whitbeck, J. Whitmore, W. Wu, F. Yang, J.C. Yun

University of Florida, Gainesville, USA

D. Acosta, P. Avery, D. Bourilkov, T. Cheng, S. Das, M. De Gruttola, G.P. Di Giovanni, D. Dobur, R.D. Field, M. Fisher, Y. Fu, I.K. Furic, J. Hugon, B. Kim, J. Konigsberg, A. Korytov, A. Kropivnitskaya, T. Kypreos, J.F. Low, K. Matchev, P. Milenov⁵⁵, G. Mitselmakher, L. Muniz, A. Rinkevicius, L. Shchutska, N. Skhirtladze, M. Snowball, J. Yelton, M. Zakaria

Florida International University, Miami, USA

V. Gaultney, S. Hewamanage, S. Linn, P. Markowitz, G. Martinez, J.L. Rodriguez

Florida State University, Tallahassee, USA

T. Adams, A. Askew, J. Bochenek, J. Chen, B. Diamond, J. Haas, S. Hagopian, V. Hagopian, K.F. Johnson, H. Prosper, V. Veeraraghavan, M. Weinberg

Florida Institute of Technology, Melbourne, USA

M.M. Baarmand, B. Dorney, M. Hohlmann, H. Kalakhety, F. Yumiceva

University of Illinois at Chicago (UIC), Chicago, USA

M.R. Adams, L. Apanasevich, V.E. Bazterra, R.R. Betts, I. Bucinskaite, R. Cavanaugh, O. Evdokimov, L. Gauthier, C.E. Gerber, D.J. Hofman, S. Khalatyan, P. Kurt, D.H. Moon, C. O'Brien, C. Silkworth, P. Turner, N. Varelas

The University of Iowa, Iowa City, USA

U. Akgun, E.A. Albayrak⁴⁹, B. Bilki⁵⁶, W. Clarida, K. Dilsiz, F. Duru, M. Haytmyradov, J.-P. Merlo, H. Mermerkaya⁵⁷, A. Mestvirishvili, A. Moeller, J. Nachtman, H. Ogul, Y. Onel, F. Ozok⁴⁹, S. Sen, P. Tan, E. Tiras, J. Wetzel, T. Yetkin⁵⁸, K. Yi

Johns Hopkins University, Baltimore, USA

B.A. Barnett, B. Blumenfeld, S. Bolognesi, D. Fehling, A.V. Gritsan, P. Maksimovic, C. Martin, M. Swartz

The University of Kansas, Lawrence, USA

P. Baringer, A. Bean, G. Benelli, R.P. Kenny III, M. Murray, D. Noonan, S. Sanders, J. Sekaric, R. Stringer, Q. Wang, J.S. Wood

Kansas State University, Manhattan, USA

A.F. Barfuss, I. Chakaberia, A. Ivanov, S. Khalil, M. Makouski, Y. Maravin, L.K. Saini, S. Shrestha, I. Svintradze

Lawrence Livermore National Laboratory, Livermore, USA

J. Gronberg, D. Lange, F. Rebassoo, D. Wright

University of Maryland, College Park, USA

A. Baden, B. Calvert, S.C. Eno, J.A. Gomez, N.J. Hadley, R.G. Kellogg, T. Kolberg, Y. Lu, M. Marionneau, A.C. Mignerey, K. Pedro, A. Skuja, J. Temple, M.B. Tonjes, S.C. Tonwar

Massachusetts Institute of Technology, Cambridge, USA

A. Apyan, R. Barbieri, G. Bauer, W. Busza, I.A. Cali, M. Chan, L. Di Matteo, V. Dutta, G. Gomez Ceballos, M. Goncharov, D. Gulhan, M. Klute, Y.S. Lai, Y.-J. Lee, A. Levin, P.D. Luckey, T. Ma, C. Paus, D. Ralph, C. Roland, G. Roland, G.S.F. Stephans, F. Stöckli, K. Sumorok, D. Velicanu, J. Veverka, B. Wyslouch, M. Yang, A.S. Yoon, M. Zanetti, V. Zhukova

University of Minnesota, Minneapolis, USA

B. Dahmes, A. De Benedetti, A. Gude, S.C. Kao, K. Klapoetke, Y. Kubota, J. Mans, N. Pastika, R. Rusack, A. Singovsky, N. Tambe, J. Turkewitz

University of Mississippi, Oxford, USA

J.G. Acosta, L.M. Cremaldi, R. Kroeger, S. Oliveros, L. Perera, R. Rahmat, D.A. Sanders, D. Summers

University of Nebraska-Lincoln, Lincoln, USA

E. Avdeeva, K. Bloom, S. Bose, D.R. Claes, A. Dominguez, R. Gonzalez Suarez, J. Keller, D. Knowlton, I. Kravchenko, J. Lazo-Flores, S. Malik, F. Meier, G.R. Snow

State University of New York at Buffalo, Buffalo, USA

J. Dolen, A. Godshalk, I. Iashvili, S. Jain, A. Kharchilava, A. Kumar, S. Rappoccio

Northeastern University, Boston, USA

G. Alverson, E. Barberis, D. Baumgartel, M. Chasco, J. Haley, A. Massironi, D. Nash, T. Orimoto, D. Trocino, D. Wood, J. Zhang

Northwestern University, Evanston, USA

A. Anastassov, K.A. Hahn, A. Kubik, L. Lusito, N. Mucia, N. Odell, B. Pollack, A. Pozdnyakov, M. Schmitt, S. Stoynev, K. Sung, M. Velasco, S. Won

University of Notre Dame, Notre Dame, USA

D. Berry, A. Brinkerhoff, K.M. Chan, A. Drozdetskiy, M. Hildreth, C. Jessop, D.J. Karmgard,

N. Kellams, J. Kolb, K. Lannon, W. Luo, S. Lynch, N. Marinelli, D.M. Morse, T. Pearson, M. Planer, R. Ruchti, J. Slaunwhite, N. Valls, M. Wayne, M. Wolf, A. Woodard

The Ohio State University, Columbus, USA

L. Antonelli, B. Bylsma, L.S. Durkin, S. Flowers, C. Hill, R. Hughes, K. Kotov, T.Y. Ling, D. Puigh, M. Rodenburg, G. Smith, C. Vuosalo, B.L. Winer, H. Wolfe, H.W. Wulsin

Princeton University, Princeton, USA

E. Berry, P. Elmer, V. Halyo, P. Hebda, J. Hegeman, A. Hunt, P. Jindal, S.A. Koay, P. Lujan, D. Marlow, T. Medvedeva, M. Mooney, J. Olsen, P. Piroué, X. Quan, A. Raval, H. Saka, D. Stickland, C. Tully, J.S. Werner, S.C. Zenz, A. Zuranski

University of Puerto Rico, Mayaguez, USA

E. Brownson, A. Lopez, H. Mendez, J.E. Ramirez Vargas

Purdue University, West Lafayette, USA

E. Alagoz, D. Benedetti, G. Bolla, D. Bortoletto, M. De Mattia, A. Everett, Z. Hu, M.K. Jha, M. Jones, K. Jung, M. Kress, N. Leonardo, D. Lopes Pegna, V. Maroussov, P. Merkel, D.H. Miller, N. Neumeister, B.C. Radburn-Smith, I. Shipsey, D. Silvers, A. Svyatkovskiy, F. Wang, W. Xie, L. Xu, H.D. Yoo, J. Zablocki, Y. Zheng

Purdue University Calumet, Hammond, USA

N. Parashar

Rice University, Houston, USA

A. Adair, B. Akgun, K.M. Ecklund, F.J.M. Geurts, W. Li, B. Michlin, B.P. Padley, R. Redjimi, J. Roberts, J. Zabel

University of Rochester, Rochester, USA

B. Betchart, A. Bodek, R. Covarelli, P. de Barbaro, R. Demina, Y. Eshaq, T. Ferbel, A. Garcia-Bellido, P. Goldenzweig, J. Han, A. Harel, D.C. Miner, G. Petrillo, D. Vishnevskiy, M. Zielinski

The Rockefeller University, New York, USA

A. Bhatti, R. Ciesielski, L. Demortier, K. Goulios, G. Lungu, S. Malik, C. Mesropian

Rutgers, The State University of New Jersey, Piscataway, USA

S. Arora, A. Barker, J.P. Chou, C. Contreras-Campana, E. Contreras-Campana, D. Duggan, D. Ferencek, Y. Gershtein, R. Gray, E. Halkiadakis, D. Hidas, A. Lath, S. Panwalkar, M. Park, R. Patel, V. Rekovic, J. Robles, S. Salur, S. Schnetzer, C. Seitz, S. Somalwar, R. Stone, S. Thomas, P. Thomassen, M. Walker

University of Tennessee, Knoxville, USA

K. Rose, S. Spanier, Z.C. Yang, A. York

Texas A&M University, College Station, USA

O. Bouhali⁵⁹, R. Eusebi, W. Flanagan, J. Gilmore, T. Kamon⁶⁰, V. Khotilovich, V. Krutelyov, R. Montalvo, I. Osipenkov, Y. Pakhotin, A. Perloff, J. Roe, A. Safonov, T. Sakuma, I. Suarez, A. Tatarinov, D. Toback

Texas Tech University, Lubbock, USA

N. Akchurin, C. Cowden, J. Damgov, C. Dragoiu, P.R. Duderu, K. Kovitangoon, S. Kunori, S.W. Lee, T. Libeiro, I. Volobouev

Vanderbilt University, Nashville, USA

E. Appelt, A.G. Delannoy, S. Greene, A. Gurrola, W. Johns, C. Maguire, Y. Mao, A. Melo, M. Sharma, P. Sheldon, B. Snook, S. Tuo, J. Velkovska

University of Virginia, Charlottesville, USA

M.W. Arenton, S. Boutle, B. Cox, B. Francis, J. Goodell, R. Hirosky, A. Ledovskoy, C. Lin, C. Neu, J. Wood

Wayne State University, Detroit, USA

S. Gollapinni, R. Harr, P.E. Karchin, C. Kottachchi Kankanamge Don, P. Lamichhane

University of Wisconsin, Madison, USA

D.A. Belknap, L. Borrello, D. Carlsmith, M. Cepeda, S. Dasu, S. Duric, E. Friis, M. Grothe, R. Hall-Wilton, M. Herndon, A. Hervé, P. Klabbers, J. Klukas, A. Lanaro, A. Levine, R. Loveless, A. Mohapatra, I. Ojalvo, T. Perry, G.A. Pierro, G. Polese, I. Ross, A. Sakharov, T. Sarangi, A. Savin, W.H. Smith

†: Deceased

- 1: Also at Vienna University of Technology, Vienna, Austria
- 2: Also at CERN, European Organization for Nuclear Research, Geneva, Switzerland
- 3: Also at Institut Pluridisciplinaire Hubert Curien, Université de Strasbourg, Université de Haute Alsace Mulhouse, CNRS/IN2P3, Strasbourg, France
- 4: Also at National Institute of Chemical Physics and Biophysics, Tallinn, Estonia
- 5: Also at Skobeltsyn Institute of Nuclear Physics, Lomonosov Moscow State University, Moscow, Russia
- 6: Also at Universidade Estadual de Campinas, Campinas, Brazil
- 7: Also at California Institute of Technology, Pasadena, USA
- 8: Also at Laboratoire Leprince-Ringuet, Ecole Polytechnique, IN2P3-CNRS, Palaiseau, France
- 9: Also at Zewail City of Science and Technology, Zewail, Egypt
- 10: Also at Suez University, Suez, Egypt
- 11: Also at British University in Egypt, Cairo, Egypt
- 12: Also at Cairo University, Cairo, Egypt
- 13: Also at Fayoum University, El-Fayoum, Egypt
- 14: Now at Ain Shams University, Cairo, Egypt
- 15: Also at Université de Haute Alsace, Mulhouse, France
- 16: Also at Joint Institute for Nuclear Research, Dubna, Russia
- 17: Also at Brandenburg University of Technology, Cottbus, Germany
- 18: Also at The University of Kansas, Lawrence, USA
- 19: Also at Institute of Nuclear Research ATOMKI, Debrecen, Hungary
- 20: Also at Eötvös Loránd University, Budapest, Hungary
- 21: Now at King Abdulaziz University, Jeddah, Saudi Arabia
- 22: Also at University of Visva-Bharati, Santiniketan, India
- 23: Also at University of Ruhuna, Matara, Sri Lanka
- 24: Also at Isfahan University of Technology, Isfahan, Iran
- 25: Also at Sharif University of Technology, Tehran, Iran
- 26: Also at Plasma Physics Research Center, Science and Research Branch, Islamic Azad University, Tehran, Iran
- 27: Also at Laboratori Nazionali di Legnaro dell'INFN, Legnaro, Italy
- 28: Also at Università degli Studi di Siena, Siena, Italy
- 29: Also at Centre National de la Recherche Scientifique (CNRS) - IN2P3, Paris, France
- 30: Also at Purdue University, West Lafayette, USA
- 31: Also at Universidad Michoacana de San Nicolas de Hidalgo, Morelia, Mexico
- 32: Also at Institute for Nuclear Research, Moscow, Russia
- 33: Also at St. Petersburg State Polytechnical University, St. Petersburg, Russia
- 34: Also at Faculty of Physics, University of Belgrade, Belgrade, Serbia

-
- 35: Also at Facoltà Ingegneria, Università di Roma, Roma, Italy
36: Also at Scuola Normale e Sezione dell'INFN, Pisa, Italy
37: Also at University of Athens, Athens, Greece
38: Also at Paul Scherrer Institut, Villigen, Switzerland
39: Also at Institute for Theoretical and Experimental Physics, Moscow, Russia
40: Also at Albert Einstein Center for Fundamental Physics, Bern, Switzerland
41: Also at Gaziosmanpasa University, Tokat, Turkey
42: Also at Adiyaman University, Adiyaman, Turkey
43: Also at Cag University, Mersin, Turkey
44: Also at Mersin University, Mersin, Turkey
45: Also at Izmir Institute of Technology, Izmir, Turkey
46: Also at Ozyegin University, Istanbul, Turkey
47: Also at Kafkas University, Kars, Turkey
48: Also at Istanbul University, Faculty of Science, Istanbul, Turkey
49: Also at Mimar Sinan University, Istanbul, Istanbul, Turkey
50: Also at Kahramanmaras Sütcü Imam University, Kahramanmaras, Turkey
51: Also at Rutherford Appleton Laboratory, Didcot, United Kingdom
52: Also at School of Physics and Astronomy, University of Southampton, Southampton, United Kingdom
53: Also at INFN Sezione di Perugia; Università di Perugia, Perugia, Italy
54: Also at Utah Valley University, Orem, USA
55: Also at University of Belgrade, Faculty of Physics and Vinca Institute of Nuclear Sciences, Belgrade, Serbia
56: Also at Argonne National Laboratory, Argonne, USA
57: Also at Erzincan University, Erzincan, Turkey
58: Also at Yildiz Technical University, Istanbul, Turkey
59: Also at Texas A&M University at Qatar, Doha, Qatar
60: Also at Kyungpook National University, Daegu, Korea