

CERN-PH-EP-2012-359
03 Dec 2012

Long-range angular correlations on the near and away side in p–Pb collisions at $\sqrt{s_{NN}} = 5.02$ TeV

ALICE Collaboration*

Abstract

Angular correlations between charged trigger and associated particles are measured by the ALICE detector in p–Pb collisions at a nucleon–nucleon centre-of-mass energy of 5.02 TeV for transverse momentum ranges within $0.5 < p_{T,assoc} < p_{T,trig} < 4$ GeV/c. The correlations are measured over two units of pseudorapidity and full azimuthal angle in different intervals of event multiplicity, and expressed as associated yield per trigger particle. Two long-range ridge-like structures, one on the near side and one on the away side, are observed when the per-trigger yield obtained in low-multiplicity events is subtracted from the one in high-multiplicity events. The excess on the near-side is qualitatively similar to that recently reported by the CMS collaboration, while the excess on the away-side is reported for the first time. The two-ridge structure projected onto azimuthal angle is quantified with the second and third Fourier coefficients as well as by near-side and away-side yields and widths. The yields on the near side and on the away side are equal within the uncertainties for all studied event multiplicity and p_T bins, and the widths show no significant evolution with event multiplicity or p_T . These findings suggest that the near-side ridge is accompanied by an essentially identical away-side ridge.

arXiv:1212.2001v4 [nucl-ex] 1 Jul 2016

*See Appendix A for the list of collaboration members

1 Introduction

Two-particle correlations are a powerful tool to explore the mechanism of particle production in collisions of hadrons and nuclei at high energy. Such studies involve measuring the distributions of relative angles $\Delta\phi$ and $\Delta\eta$ between pairs of particles: a “trigger” particle in a certain transverse momentum $p_{T,\text{trig}}$ interval and an “associated” particle in a $p_{T,\text{assoc}}$ interval, where $\Delta\phi$ and $\Delta\eta$ are the differences in azimuthal angle ϕ and pseudorapidity η between the two particles.

In proton–proton (pp) collisions, the correlation at $(\Delta\phi \approx 0, \Delta\eta \approx 0)$ for $p_{T,\text{trig}} > 2 \text{ GeV}/c$ is dominated by the “near-side” jet peak, where trigger and associated particles originate from a fragmenting parton, and at $\Delta\phi \approx \pi$ by the recoil or “away-side” jet [1]. The away-side structure is elongated along $\Delta\eta$ due to the longitudinal momentum distribution of partons in the colliding protons. In nucleus–nucleus collisions, the jet-related correlations are modified and additional structures emerge, which persist over a long range in $\Delta\eta$ on the near side and on the away side [2–14]. The shape of these distributions when decomposed into a Fourier series defined by v_n coefficients [15] is found to be dominated by contributions from terms with $n = 2$ and $n = 3$ [6, 7, 9–14]. The v_n coefficients are sensitive to the geometry of the initial state of the colliding nuclei [16, 17] and can be related to the transport properties of the strongly-interacting de-confined matter via hydrodynamic models [18–20].

Recently, measurements in pp collisions at a centre-of-mass energy $\sqrt{s} = 7 \text{ TeV}$ [21] and in proton–lead (p–Pb) collisions at a nucleon–nucleon centre-of-mass energy $\sqrt{s_{\text{NN}}} = 5.02 \text{ TeV}$ [22] have revealed long-range ($2 < |\Delta\eta| < 4$) near-side ($\Delta\phi \approx 0$) correlations in events with significantly higher-than-average particle multiplicity. Various mechanisms have been proposed to explain the origin of these ridge-like correlations in high-multiplicity pp and p–Pb events. These mechanisms include colour connections forming along the longitudinal direction [23–26], jet-medium [27] and multi-parton induced [28, 29] interactions, and collective effects arising in the high-density system possibly formed in these collisions [30–35].

Results from two-particle correlations in $\sqrt{s_{\text{NN}}} = 0.2 \text{ TeV}$ d–Au collisions [36, 37] show a strong suppression of the away-side yield at forward rapidity in central collisions. This modification has been interpreted in the framework of “Colour Glass Condensate” models [38] as a saturation effect caused by nonlinear gluon interactions in the high-density regime at small longitudinal parton momentum fraction x . Similar effects may arise at midrapidity in p–Pb collisions at $\sqrt{s_{\text{NN}}} = 5.02 \text{ TeV}$, where the parton distributions are probed down to $x < 10^{-3}$, which is comparable to the relevant range of x at forward rapidity ($y \sim 3$) at $\sqrt{s_{\text{NN}}} = 0.2 \text{ TeV}$.

This letter presents results extracted from two-particle correlation measurements in p–Pb collisions at $\sqrt{s_{\text{NN}}} = 5.02 \text{ TeV}$, recorded with the ALICE detector [39] at the Large Hadron Collider (LHC). The correlations are measured over two units of pseudorapidity and full azimuthal angle as a function of charged-particle multiplicity, and expressed as associated yield per trigger particle. Sections 2 and 3 describe the experimental setup, and the event and track selection, respectively. Details on the definition of the correlation and the per-trigger-particle associated yield are given in Sect. 4. The results of the analysis are discussed in Sect. 5 and a summary is given in Sect. 6.

2 Experimental setup

Collisions of proton and lead beams were provided by the LHC during a short pilot run performed in September 2012. The beam energies were 4 TeV for the proton beam and 1.58 TeV per nucleon for the lead beam, resulting in collisions at $\sqrt{s_{\text{NN}}} = 5.02$ TeV. The nucleon–nucleon centre-of-mass system moved with respect to the ALICE laboratory system with a rapidity of -0.465 , i.e., in the direction of the proton beam. The pseudorapidity in the laboratory system is denoted with η throughout this letter. Results from pp collisions at $\sqrt{s} = 2.76$ and 7 TeV are shown in comparison to the p–Pb results.

A detailed description of the ALICE detector can be found in Ref. [39]. The main subsystems used in the present analysis are the Inner Tracking System (ITS) and the Time Projection Chamber (TPC), which are operated inside a solenoidal magnetic field of 0.5 T. The ITS consists of six layers of silicon detectors: from the innermost to the outermost, two layers of Silicon Pixel Detector (SPD) with an acceptance of $|\eta| < 1.4$, two layers of Silicon Drift Detector (SDD) with $|\eta| < 0.9$ and two layers of Silicon Strip Detector with $|\eta| < 0.97$. The TPC provides an acceptance of $|\eta| < 0.9$ for tracks which reach the outer radius of the TPC and up to $|\eta| < 1.5$ for tracks with reduced track length. The VZERO detector, two arrays of 32 scintillator tiles each, covering the full azimuth within $2.8 < \eta < 5.1$ (VZERO-A) and $-3.7 < \eta < -1.7$ (VZERO-C), was used for triggering, event selection and event characterization, namely the definition of event classes corresponding to different particle-multiplicity ranges. In p–Pb collisions, the trigger required a signal in either VZERO-A or VZERO-C. In addition, two neutron Zero Degree Calorimeters (ZDCs) located at +112.5 m (ZNA) and –112.5 m (ZNC) from the interaction point are used in the event selection. The energy deposited in the ZNA, which for the beam setup of the pilot run originates from neutrons of the Pb nucleus, served as an alternative approach in defining the event-multiplicity classes. In pp collisions, the trigger required a signal in either SPD, VZERO-A or VZERO-C [40].

3 Event and track selection

The present analysis of the p–Pb data is based on the event selection described in Ref. [41]. The events are selected by requiring a signal in both VZERO-A and VZERO-C. From the data collected, 1.7×10^6 events pass the event selection criteria and are used for this analysis. For the analysis of the pp collisions, the event selection described in Ref. [40] has been used, yielding 31×10^6 and 85×10^6 events at $\sqrt{s} = 2.76$ and 7 TeV, respectively.

The primary-vertex position is determined with tracks reconstructed in the ITS and TPC as described in Ref. [42]. The vertex reconstruction algorithm is fully efficient for events with at least one reconstructed primary track within $|\eta| < 1.4$ [43]. An event is accepted if the coordinate of the reconstructed vertex along the beam direction (z_{vtx}) is within ± 10 cm from the detector centre.

The analysis uses tracks reconstructed in the ITS and TPC with $0.5 < p_{\text{T}} < 4$ GeV/ c and in a fiducial region $|\eta| < 1.2$. As a first step in the track selection, cuts on the number of space points and the quality of the track fit in the TPC are applied. Tracks are further required to have a distance of closest approach to the reconstructed vertex smaller than 2.4 cm and 3.2 cm in the transverse and the longitudinal direction, respectively. In order to avoid an azimuthally-dependent tracking efficiency due to inactive SPD modules, two classes of tracks are combined [44]. The

first class consists of tracks, which have at least one hit in the SPD. The tracks from the second class do not have any SPD associated hit, but the position of the reconstructed primary vertex is used in the fit of the tracks. In the study of systematic uncertainties an alternative track selection [45] is used, where a tighter p_T -dependent cut on the distance of closest approach to the reconstructed vertex is applied. Further, the selection for the tracks in the second class is changed to tracks, which have a hit in the first layer of the SDD. This modified selection has a less uniform azimuthal acceptance, but includes a smaller number of secondary particles from interactions in the detector material or weak decays.

The efficiency and purity of the primary charged-particle selection are estimated from a Monte Carlo (MC) simulation using the DPMJET event generator [46] (for p–Pb) and the PYTHIA 6.4 event generator [47] with the tune Perugia-0 [48] (for pp) with particle transport through the detector using GEANT3 [49]. In p–Pb collisions, the combined efficiency and acceptance for the track reconstruction in $|\eta| < 0.9$ is about 82% at $p_T = 0.5\text{--}1$ GeV/c, and decreases to about 79% at $p_T = 4$ GeV/c. It reduces to about 50% at $|\eta| \approx 1.2$ and is independent of the event multiplicity. The remaining contamination from secondary particles due to interactions in the detector material or weak decays decreases from about 2% to 1% in the p_T range from 0.5 to 4 GeV/c. The contribution from fake tracks is negligible. These fractions are similar in the analysis of pp collisions.

In order to study the multiplicity dependence of the two-particle correlations the selected event sample is divided into four event classes. These classes are defined fractions of the analyzed event sample, based on cuts on the total charge deposited in the VZERO detector (V0M), and denoted “60–100%”, “40–60%”, “20–40%”, “0–20%” from the lowest to the highest multiplicity in the following. Table 1 shows the event-class definitions and the corresponding mean charged-particle multiplicity densities ($\langle dN_{\text{ch}}/d\eta \rangle$) within $|\eta| < 0.5$. These are obtained using the method presented in Ref. [41], and are corrected for acceptance and tracking efficiency as well as contamination by secondary particles. Also shown are the mean numbers of primary charged particles with $p_T > 0.5$ GeV/c within the pseudorapidity range $|\eta| < 1.2$. These are measured by applying the track selection described above and are corrected for the detector acceptance, track-reconstruction efficiency and contamination.

Event class	V0M range (a.u.)	$\langle dN_{\text{ch}}/d\eta \rangle _{ \eta <0.5}$ $p_T > 0$ GeV/c	$\langle N_{\text{trk}} \rangle _{ \eta <1.2}$ $p_T > 0.5$ GeV/c
60–100%	< 138	6.6 ± 0.2	6.4 ± 0.2
40–60%	138–216	16.2 ± 0.4	16.9 ± 0.6
20–40%	216–318	23.7 ± 0.5	26.1 ± 0.9
0–20%	> 318	34.9 ± 0.5	42.5 ± 1.5

Table 1: Definition of the event classes as fractions of the analyzed event sample and their corresponding $\langle dN_{\text{ch}}/d\eta \rangle$ within $|\eta| < 0.5$ and the mean numbers of charged particles within $|\eta| < 1.2$ and $p_T > 0.5$ GeV/c. The given uncertainties are systematic as the statistical uncertainties are negligible.

4 Analysis

For a given event class, the two-particle correlation between pairs of trigger and associated charged particles is measured as a function of the azimuthal difference $\Delta\phi$ (defined within $-\pi/2$ and $3\pi/2$) and pseudorapidity difference $\Delta\eta$. The correlation is expressed in terms of the associated yield per trigger particle for different intervals of trigger and associated transverse

momentum, $p_{T,\text{trig}}$ and $p_{T,\text{assoc}}$, respectively, and $p_{T,\text{assoc}} < p_{T,\text{trig}}$. The associated yield per trigger particle is defined as

$$\frac{1}{N_{\text{trig}}} \frac{d^2 N_{\text{assoc}}}{d\Delta\eta d\Delta\phi} = \frac{S(\Delta\eta, \Delta\phi)}{B(\Delta\eta, \Delta\phi)} \quad (1)$$

where N_{trig} is the total number of trigger particles in the event class and $p_{T,\text{trig}}$ interval. The signal distribution $S(\Delta\eta, \Delta\phi) = 1/N_{\text{trig}} d^2 N_{\text{same}}/d\Delta\eta d\Delta\phi$ is the associated yield per trigger particle for particle pairs from the same event. In a given event class and p_T interval, the sum over the events is performed separately for N_{trig} and $d^2 N_{\text{same}}/d\Delta\eta d\Delta\phi$ before their ratio is computed. Note, that this definition is different from the one used in Ref. [22], where $S(\Delta\eta, \Delta\phi)$ is calculated per event and then averaged. The method used in this letter does not induce an inherent multiplicity dependence in the pair yields, which is important for the subtraction method discussed in the next Section. The background distribution $B(\Delta\eta, \Delta\phi) = \alpha d^2 N_{\text{mixed}}/d\Delta\eta d\Delta\phi$ corrects for pair acceptance and pair efficiency. It is constructed by correlating the trigger particles in one event with the associated particles from other events in the same event class and within the same 2 cm wide z_{vtx} interval (each event is mixed with 5–20 events). The factor α is chosen to normalize the background distribution such that it is unity for pairs where both particles go into approximately the same direction (i.e. $\Delta\phi \approx 0, \Delta\eta \approx 0$). To account for different pair acceptance and pair efficiency as a function of z_{vtx} , the yield defined by Eq. 1 is constructed for each z_{vtx} interval. The final per-trigger yield is obtained by calculating the weighted average of the z_{vtx} intervals.

When constructing the signal and background distributions, the trigger and associated particles are required to be separated by $|\Delta\phi_{\text{min}}^*| > 0.02$ and $|\Delta\eta| > 0.02$, where $\Delta\phi_{\text{min}}^*$ is the minimal azimuthal distance at the same radius between the two tracks within the active detector volume after accounting for the bending due to the magnetic field. This procedure is applied to avoid a bias due to the reduced efficiency for pairs with small opening angles and leads to an increase in the associated near-side peak yield of 0.4–0.8% depending on p_T . Furthermore, particle pairs are removed which are likely to stem from a γ -conversion, or a K_s^0 or Λ decay, by a cut on the invariant mass of the pair (the electron, pion, or pion/proton mass is assumed, respectively). The effect on the near-side peak yields is less than 2%.

In the signal as well as in the background distribution, each trigger and each associated particle is weighted with a correction factor that accounts for detector acceptance, reconstruction efficiency and contamination by secondary particles. These corrections are applied as a function of η , p_T and z_{vtx} . Applying the correction factors extracted from DPMJET simulations to events simulated with HIJING [50] leads to associated peak yields that agree within 4% with the MC truth. This difference between the two-dimensional corrected per-trigger yield and input per-trigger yield is used in the estimate of the systematic uncertainties. Uncertainties due to track-quality cuts are evaluated by comparing the results of two different track selections, see Sect. 3. The associated yields are found to be insensitive to these track selections within 5%. Further systematic uncertainties related to specific observables are mentioned below.

5 Results

The associated yield per trigger particle in $\Delta\phi$ and $\Delta\eta$ is shown in Fig. 1 for pairs of charged particles with $2 < p_{T,\text{trig}} < 4 \text{ GeV}/c$ and $1 < p_{T,\text{assoc}} < 2 \text{ GeV}/c$ in p–Pb collisions at $\sqrt{s_{\text{NN}}} = 5.02 \text{ TeV}$ in the 60–100% (left) and 0–20% (right) event classes. In the 60–100% class, the

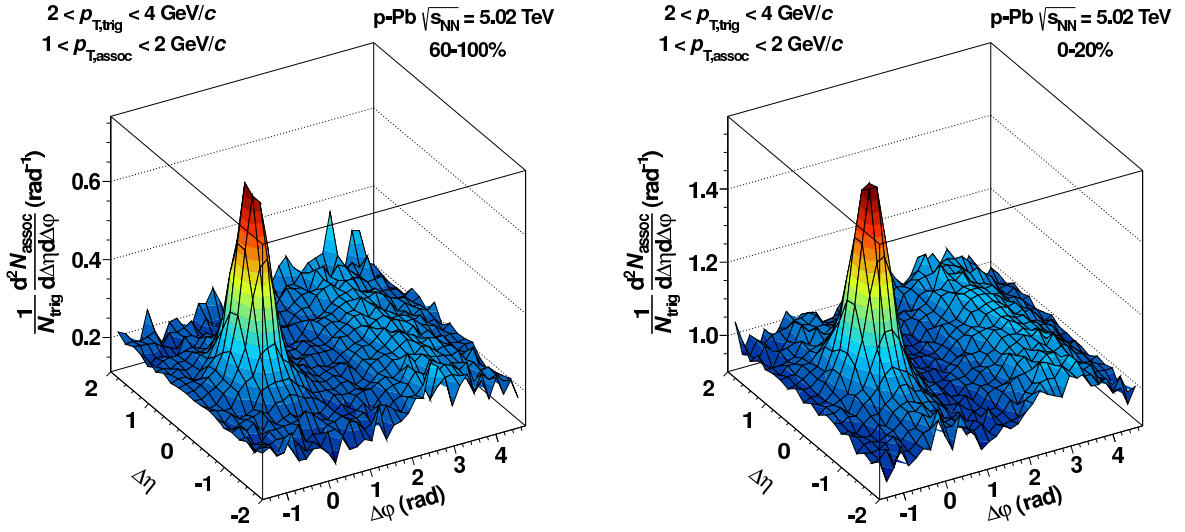


Fig. 1: The associated yield per trigger particle in $\Delta\phi$ and $\Delta\eta$ for pairs of charged particles with $2 < p_{T,\text{trig}} < 4 \text{ GeV}/c$ and $1 < p_{T,\text{assoc}} < 2 \text{ GeV}/c$ in p–Pb collisions at $\sqrt{s_{\text{NN}}} = 5.02 \text{ TeV}$ for the 60–100% (left) and 0–20% (right) event classes.

visible features are the correlation peak near ($\Delta\phi \approx 0, \Delta\eta \approx 0$) for pairs of particles originating from the same jet, and the elongated structure at $\Delta\phi \approx \pi$ for pairs of particles back-to-back in azimuth. These are similar to those observed in pp collisions at $\sqrt{s} = 2.76$ and 7 TeV. The same features are visible in the 0–20% class. However, both the yields on the near side ($|\Delta\phi| < \pi/2$) and the away side ($\pi/2 < \Delta\phi < 3\pi/2$) are higher.¹ This is illustrated in Fig. 2, where the projections on $\Delta\phi$ averaged over $|\Delta\eta| < 1.8$ are compared for different event classes and also compared to pp collisions at 2.76 and 7 TeV. In order to facilitate the comparison, the yield at $\Delta\phi = 1.3$ has been subtracted for each distribution. It is seen that the per-trigger yields in $\Delta\phi$ on the near side and on the away side are similar for low-multiplicity p–Pb collisions and for pp collisions at $\sqrt{s} = 7 \text{ TeV}$, and increase with increasing multiplicity in p–Pb collisions.

To quantify the change from low to high multiplicity event classes, we subtract the per-trigger yield of the lowest (60–100%) from that of the higher multiplicity classes. The resulting distribution in $\Delta\phi$ and $\Delta\eta$ for the 0–20% event class is shown in Fig. 3 (left). A distinct excess structure in the correlation is observed, which forms two ridges, one on the near side and one on the away side. The ridge on the near side is qualitatively similar to the one recently reported by the CMS collaboration [22]. Note, however that a quantitative comparison would not be meaningful due to the different definition of the per-trigger yield and the different detector acceptance and event-class definition.

On the near side, there is a peak around ($\Delta\phi \approx 0, \Delta\eta \approx 0$) indicating a small change of the near-side jet yield as a function of multiplicity. The integral of this peak above the ridge within $|\Delta\eta| < 0.5$ corresponds to about 5–25% of the unsubtracted near-side peak yield, depending on p_T . In order to avoid a bias on the associated yields due to the multiplicity selection and to prevent that this remaining peak contributes to the ridge yields calculated below, the region $|\Delta\eta| < 0.8$ on the near side is excluded when performing projections onto $\Delta\phi$. The effect of this incomplete subtraction on the extracted observables, which if jet-related might also be present

¹These definitions of near-side ($|\Delta\phi| < \pi/2$) and away-side ($\pi/2 < \Delta\phi < 3\pi/2$) are used throughout the letter.

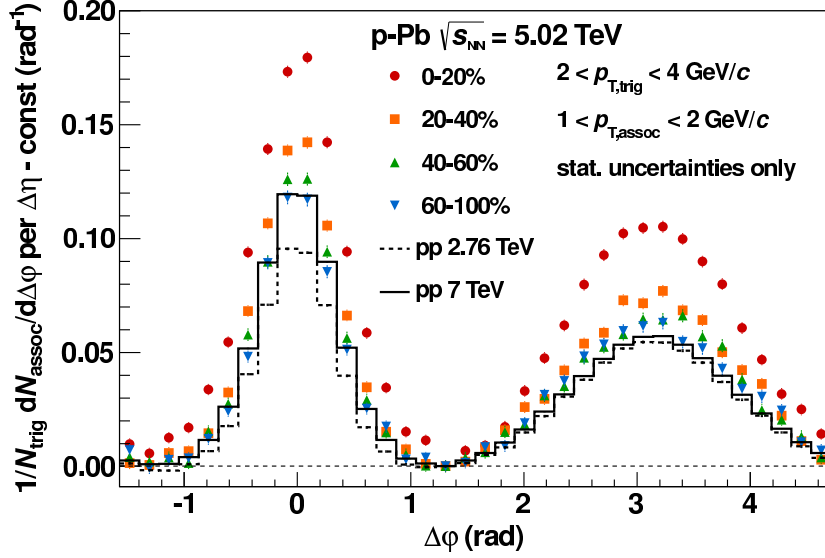


Fig. 2: Associated yield per trigger particle as a function of $\Delta\phi$ averaged over $|\Delta\eta| < 1.8$ for pairs of charged particles with $2 < p_{T,\text{trig}} < 4 \text{ GeV}/c$ and $1 < p_{T,\text{assoc}} < 2 \text{ GeV}/c$ in p–Pb collisions at $\sqrt{s_{\text{NN}}} = 5.02 \text{ TeV}$ for different event classes, and in pp collisions at 2.76 and 7 TeV. The yield between the peaks (determined at $\Delta\phi \approx 1.3$) has been subtracted in each case. Only statistical uncertainties are shown; systematic uncertainties are less than 0.01 (absolute) per bin.

on the away side, is discussed further below.

The top right panel in Fig. 3 shows the projection of Fig. 3 (left) onto $\Delta\eta$ averaged over different $\Delta\phi$ intervals. The near-side and away-side distributions are flat apart from the discussed small peak around $\Delta\eta = 0$. The bottom right panel shows the projection to $\Delta\phi$, where a modulation is observed. For comparison, the subtracted associated yield for HIJING simulated events shifted to the baseline of the data is also shown, where no significant modulation remains. To quantify the near-side and away-side excess structures, the following functional form

$$1/N_{\text{trig}} dN_{\text{assoc}}/d\Delta\phi = a_0 + 2a_2 \cos(2\Delta\phi) + 2a_3 \cos(3\Delta\phi) \quad (2)$$

is fit to the data in multiplicity and p_T intervals. The fits have a χ^2/ndf of less than 1.5 with and less than 1.8 without the $a_3 \cos(3\Delta\phi)$ term in the different p_T and multiplicity intervals, indicating that the data are well described by the fits. An example for the fit with and without the $a_3 \cos(3\Delta\phi)$ term is shown in the bottom right panel of Fig. 3. The fit parameters a_2 and a_3 are a measure of the absolute modulation in the subtracted per-trigger yield and characterize a modulation relative to the baseline b in the higher multiplicity class assuming that such a modulation is not present in the 60–100% event class. This assumption has been checked by subtracting the yields obtained in $\sqrt{s} = 2.76$ and 7 TeV pp collisions from the yields obtained for the 60–100% p–Pb event class and verifying that in both cases no significant signal remains. Therefore, the Fourier coefficients v_n of the corresponding single-particle distribution, commonly used in the analysis of particle correlations in nucleus–nucleus collisions [15], can be obtained in bins where the $p_{T,\text{trig}}$ and $p_{T,\text{assoc}}$ intervals are identical using

$$v_n = \sqrt{a_n/b}. \quad (3)$$

The baseline b is evaluated in the higher-multiplicity class in the region $|\Delta\phi - \pi/2| < 0.2$, corrected for the fact that it is obtained in the minimum of Eq. 2. A potential bias due to

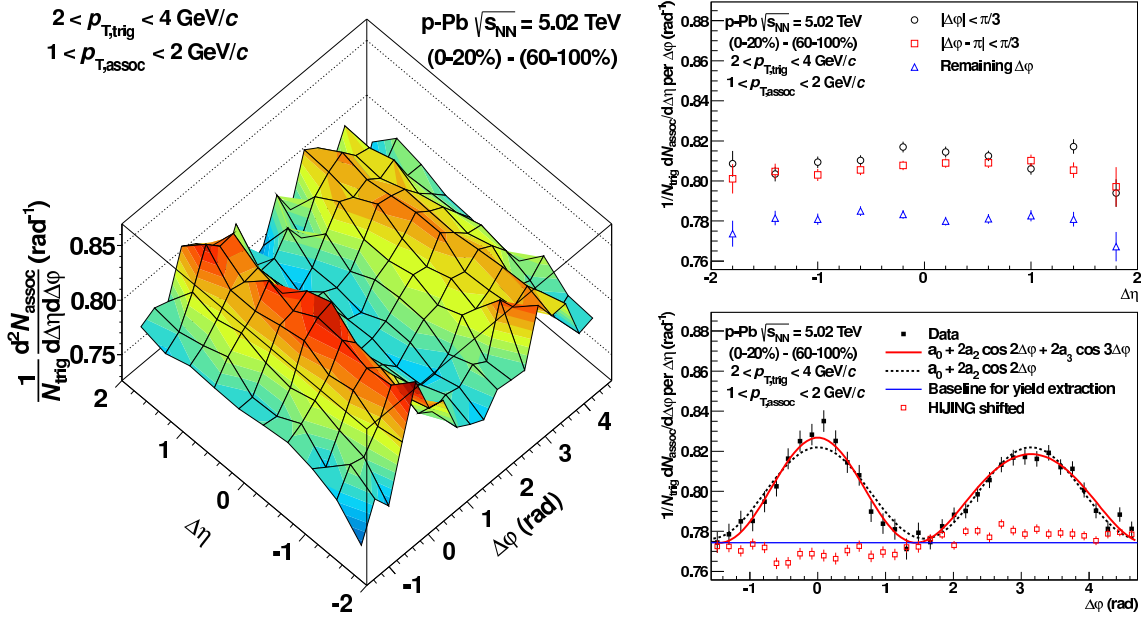


Fig. 3: Left: Associated yield per trigger particle in $\Delta\phi$ and $\Delta\eta$ for pairs of charged particles with $2 < p_{\text{T, trig}} < 4$ GeV/c and $1 < p_{\text{T, assoc}} < 2$ GeV/c in p–Pb collisions at $\sqrt{s_{\text{NN}}} = 5.02$ TeV for the 0–20% multiplicity class, after subtraction of the associated yield obtained in the 60–100% event class. Top right: the associated per-trigger yield after subtraction (as shown on the left) projected onto $\Delta\eta$ averaged over $|\Delta\phi| < \pi/3$ (black circles), $|\Delta\phi - \pi| < \pi/3$ (red squares), and the remaining area (blue triangles, $\Delta\phi < -\pi/3$, $\pi/3 < \Delta\phi < 2\pi/3$ and $\Delta\phi > 4\pi/3$). Bottom right: as above but projected onto $\Delta\phi$ averaged over $0.8 < |\Delta\eta| < 1.8$ on the near side and $|\Delta\eta| < 1.8$ on the away side. Superimposed are fits containing a $\cos(2\Delta\phi)$ shape alone (black dashed line) and a combination of $\cos(2\Delta\phi)$ and $\cos(3\Delta\phi)$ shapes (red solid line). The blue horizontal line shows the baseline obtained from the latter fit which is used for the yield calculation. Also shown for comparison is the subtracted associated yield when the same procedure is applied on HIJING shifted to the same baseline. The figure shows only statistical uncertainties. Systematic uncertainties are mostly correlated and affect the baseline. Uncorrelated uncertainties are less than 1%.

the above-mentioned incomplete near-side peak subtraction on v_2 and v_3 is evaluated in the following way: a) the size of the near-side exclusion region is changed from $|\Delta\eta| < 0.8$ to $|\Delta\eta| < 1.2$; b) the residual near-side peak above the ridge is also subtracted from the away side by mirroring it at $\Delta\phi = \pi/2$ accounting for the general p_{T} -dependent difference of near-side and away-side jet yields due to the kinematic constraints and the detector acceptance, which is evaluated using the lowest multiplicity class; and c) the lower multiplicity class is scaled before the subtraction such that no residual near-side peak above the ridge remains. The resulting differences in v_2 (up to 15%) and v_3 coefficients (up to 40%) when applying these approaches have been added to the systematic uncertainties.

The coefficients v_2 and v_3 are shown in the left panel of Fig. 4 for different event classes. The coefficient v_2 increases with increasing p_{T} , and shows only a small dependence on multiplicity. In the 0–20% event class, v_2 increases from 0.06 ± 0.01 for $0.5 < p_{\text{T}} < 1$ GeV/c to 0.12 ± 0.02 for $2 < p_{\text{T}} < 4$ GeV/c, while v_3 is about 0.03 and shows, within large errors, an increasing trend with p_{T} . Reference [34] gives predictions for two-particle correlations arising from collective flow in p–Pb collisions at the LHC in the framework of a hydrodynamical model. The values for v_2 and v_3 coefficients, as well as the p_{T} and the multiplicity dependences, are in qualitative

agreement with the presented results.

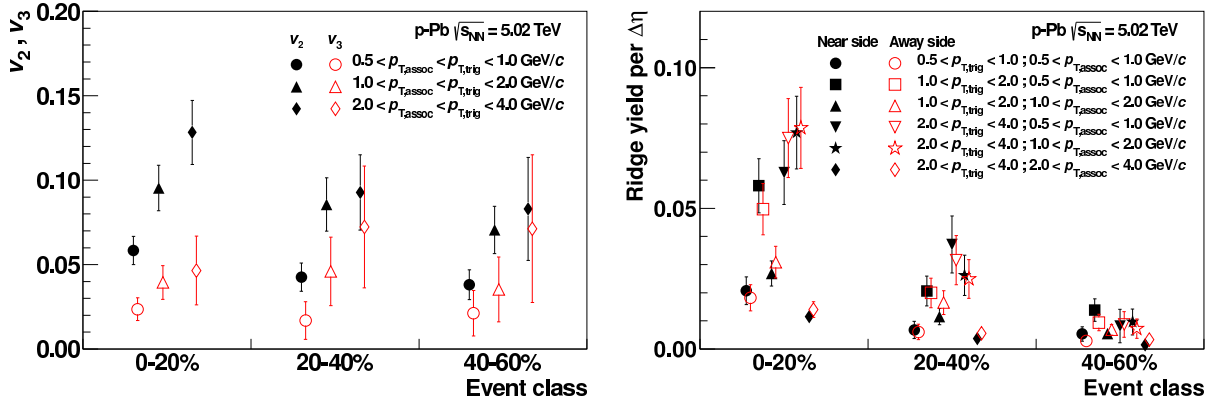


Fig. 4: Left: v_2 (black closed symbols) and v_3 (red open symbols) for different multiplicity classes and overlapping $p_{T,assoc}$ and $p_{T,trig}$ intervals. Right: Near-side (black closed symbols) and away-side (red open symbols) ridge yields per unit of $\Delta\eta$ for different $p_{T,trig}$ and $p_{T,assoc}$ bins as a function of the multiplicity class. The error bars show statistical and systematic uncertainties added in quadrature. In both panels the points are slightly displaced horizontally for visibility.

To extract information on the yields and widths of the excess distributions in Fig. 3 (bottom right), a constant baseline assuming zero yield at the minimum of the fit function (Eq. 2) is subtracted. The remaining yield is integrated on the near side and on the away side. Alternatively, a baseline evaluated from the minimum of a parabolic function fitted within $|\Delta\phi - \pi/2| < 1$ is used; the difference on the extracted yields is added to the systematic uncertainties. The uncertainty imposed by the residual near-side jet peak on the yield is evaluated in the same way as for the v_n coefficients. The near-side and away-side ridge yields are shown in the right panel of Fig. 4 for different event classes and for different combinations of $p_{T,trig}$ and $p_{T,assoc}$ intervals. The near-side and away-side yields range from 0 to 0.08 per unit of $\Delta\eta$ depending on multiplicity class and p_T interval. It is remarkable that the near-side and away-side yields always agree within uncertainties for a given sample despite the fact that the absolute values change substantially with event class and p_T interval. Such a tight correlation between the yields is non-trivial and suggests a common underlying physical origin for the near-side and the away-side ridges.

From the baseline-subtracted per-trigger yields the square root of the variance, σ , within $|\Delta\phi| < \pi/2$ and $\pi/2 < \Delta\phi < 3\pi/2$ for the near-side and away-side region, respectively, is calculated. The extracted widths on the near side and the away side agree with each other within 20% and vary between 0.5 and 0.7. There is no significant p_T dependence, which suggests that the observed ridge is not of jet origin.

The analysis has been repeated using the forward ZNA detector instead of the VZERO for the definition of the event classes. Unlike in nucleus–nucleus collisions, the correlation between forward energy measured in the ZNA and particle density at central rapidities is very weak in proton–nucleus collisions. Therefore, event classes defined as fixed fractions of the signal distribution in the ZNA select different events, with different mean particle multiplicity at midrapidity, than the samples selected with the same fractions in the VZERO detector. While the event classes selected with the ZNA span a much smaller range in central multiplicity density, they also minimize any autocorrelation between multiplicity selections and, for example, jet activity. With the ZNA selection, we find qualitatively consistent results compared to the VZERO selection. In particular, an excess in the difference between low-multiplicity and high-

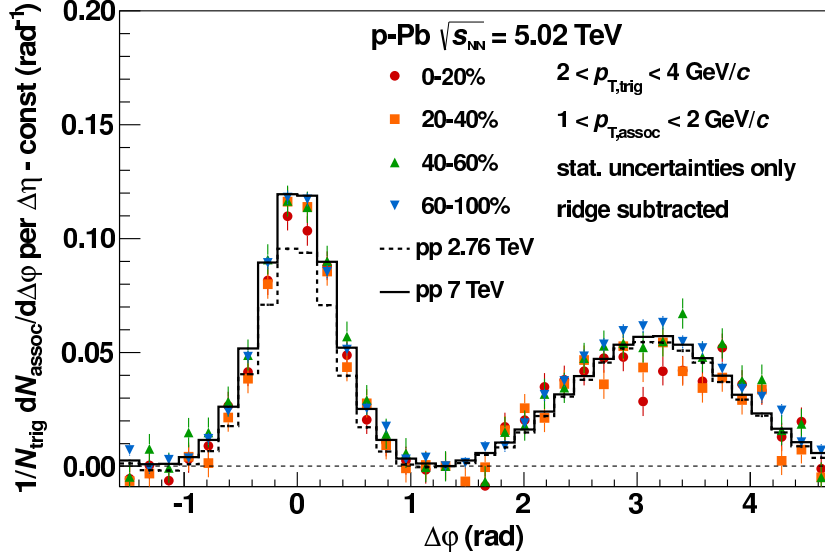


Fig. 5: Associated yield per trigger particle as a function of $\Delta\phi$ averaged over $|\Delta\eta| < 1.8$ for pairs of charged particles with $2 < p_{T,\text{trig}} < 4 \text{ GeV}/c$ and $1 < p_{T,\text{assoc}} < 2 \text{ GeV}/c$ in p–Pb collisions at $\sqrt{s_{\text{NN}}} = 5.02 \text{ TeV}$ for different event classes, compared to pp collisions at $\sqrt{s} = 2.76$ and 7 TeV . For the event classes 0–20%, 20–40% and 40–60% the long-range contribution on the near-side $1.2 < |\Delta\eta| < 1.8$ and $|\Delta\phi| < \pi/2$ has been subtracted from both the near side and the away side as described in the text. Subsequently, the yield between the peaks (determined at $\Delta\phi \approx 1.3$) has been subtracted in each case. Only statistical uncertainties are shown; systematic uncertainties are less than 0.01 (absolute) per bin.

multiplicity ZNA selected events is observed to be symmetric on the near side and away side. Also, the v_n coefficients and σ widths are similar within uncertainties. However, both the ridge yields and mean charged-particle multiplicity density at midrapidity are different between the VZERO and ZNA event classes. Nevertheless, within the uncertainties, both follow a common trend as a function of $\langle dN_{\text{ch}}/d\eta \rangle|_{|\eta| < 0.5}$.

So far it has been seen that the assumption of an unmodified jet shape in different multiplicity classes in p–Pb collisions resulted in the emergence of almost identical ridge-like excess structures on the near side and away side, most pronounced in high-multiplicity events. An alternative approach is to start with the assumption that there are identical ridge structures on the near side and away side, and to study whether this assumption leaves any room for multiplicity dependent modifications of the jet shape, in particular on the away side. To this end, a symmetric ridge structure is subtracted on the near side and away side from the $\Delta\phi$ projection of the associated yield per trigger averaged over $|\Delta\eta| < 1.8$. The near-side ridge structure is determined in the same event class within $1.2 < |\Delta\eta| < 1.8$, while the ridge on the away side is constructed by mirroring this near-side structure at $\Delta\phi = \pi/2$. The ridge-subtracted results in the interval $2 < p_{T,\text{trig}} < 4 \text{ GeV}/c$ and $1 < p_{T,\text{assoc}} < 2 \text{ GeV}/c$ for the 0–20%, 20–40% and 40–60% event classes are shown in Fig. 5 compared to the unsubtracted 60–100% event class and to pp collisions. The remaining yields in all event classes are in agreement with each other and with pp collisions, indicating that the observed correlations are indeed consistent with a symmetric ridge and with no further significant modification of the jet structure at midrapidity in high-multiplicity p–Pb collisions at the LHC, in contrast to what was seen at forward rapidity in $\sqrt{s_{\text{NN}}} = 0.2 \text{ TeV}$ d–Au collisions at RHIC [36].

6 Summary

Results from angular correlations between charged trigger and associated particles in p–Pb collisions at $\sqrt{s_{\text{NN}}} = 5.02$ TeV are presented for various transverse momentum ranges within $0.5 < p_{\text{T,assoc}} < p_{\text{T,trig}} < 4$ GeV/ c . Associated yields per trigger particle are measured over two units of pseudorapidity and full azimuthal angle in different multiplicity classes. The yields projected onto $\Delta\phi$ increase with event multiplicity and rise to values higher than those observed in pp collisions at $\sqrt{s} = 2.76$ and 7 TeV. The difference between the yields per trigger particle in high-multiplicity and low-multiplicity events exhibits two nearly identical, long-range (up to $|\Delta\eta| \sim 2$) ridge-like excess structures on the near-side ($\Delta\phi \approx 0$) and away-side ($\Delta\phi \approx \pi$) as quantified by their yields and widths. The excess on the near side at high event multiplicity is qualitatively similar to that recently reported by the CMS collaboration in $2 < |\Delta\eta| < 4$ [22]. The excess on the away side with respect to the usual away-side structure due to back-to-back jets and momentum conservation is reported here for the first time, and confirmed by a similar study from the ATLAS collaboration [51] that appeared after publication of this paper. The event multiplicity and p_{T} dependences of the near-side and away-side ridge yields are in good agreement, and their widths show no significant dependence on multiplicity or p_{T} . The observation of a nearly identical near-side and away-side ridge-like structure is consistent with Colour Glass Condensate model calculations [25]. At the same time, the extracted v_2 and v_3 coefficients are in qualitative agreement with a hydrodynamical model calculation [35]. Further theoretical investigation is needed for a detailed understanding of the origin of these long-range correlation structures. After subtracting the near-side ridge from the near side and away side symmetrically, the correlation shape in $\Delta\phi$ becomes independent of multiplicity and similar to those of pp collisions at 7 TeV. There is no evidence in the present data for further significant structures in two-particle correlations at midrapidity in p–Pb collisions at $\sqrt{s_{\text{NN}}} = 5.02$ TeV.

Acknowledgements

The ALICE collaboration would like to thank all its engineers and technicians for their invaluable contributions to the construction of the experiment and the CERN accelerator teams for the outstanding performance of the LHC complex.

The ALICE collaboration acknowledges the following funding agencies for their support in building and running the ALICE detector:

State Committee of Science, Calouste Gulbenkian Foundation from Lisbon and Swiss Fonds Kidagan, Armenia;

Conselho Nacional de Desenvolvimento Científico e Tecnológico (CNPq), Financiadora de Estudos e Projetos (FINEP), Fundação de Amparo à Pesquisa do Estado de São Paulo (FAPESP);

National Natural Science Foundation of China (NSFC), the Chinese Ministry of Education (CMOE) and the Ministry of Science and Technology of China (MSTC);

Ministry of Education and Youth of the Czech Republic;

Danish Natural Science Research Council, the Carlsberg Foundation and the Danish National Research Foundation;

The European Research Council under the European Community’s Seventh Framework Programme;

Helsinki Institute of Physics and the Academy of Finland;

French CNRS-IN2P3, the ‘Region Pays de Loire’, ‘Region Alsace’, ‘Region Auvergne’ and

CEA, France;
 German BMBF and the Helmholtz Association;
 General Secretariat for Research and Technology, Ministry of Development, Greece;
 Hungarian OTKA and National Office for Research and Technology (NKTH);
 Department of Atomic Energy and Department of Science and Technology of the Government of India;
 Istituto Nazionale di Fisica Nucleare (INFN) and Centro Fermi - Museo Storico della Fisica e Centro Studi e Ricerche "Enrico Fermi", Italy;
 MEXT Grant-in-Aid for Specially Promoted Research, Japan;
 Joint Institute for Nuclear Research, Dubna;
 National Research Foundation of Korea (NRF);
 CONACYT, DGAPA, México, ALFA-EC and the HELEN Program (High-Energy physics Latin-American–European Network);
 Stichting voor Fundamenteel Onderzoek der Materie (FOM) and the Nederlandse Organisatie voor Wetenschappelijk Onderzoek (NWO), Netherlands;
 Research Council of Norway (NFR);
 Polish Ministry of Science and Higher Education;
 National Authority for Scientific Research - NASR (Autoritatea Națională pentru Cercetare Științifică - ANCS);
 Ministry of Education and Science of Russian Federation, International Science and Technology Center, Russian Academy of Sciences, Russian Federal Agency of Atomic Energy, Russian Federal Agency for Science and Innovations and CERN-INTAS;
 Ministry of Education of Slovakia;
 Department of Science and Technology, South Africa;
 CIEMAT, EELA, Ministerio de Educación y Ciencia of Spain, Xunta de Galicia (Consellería de Educación), CEADEN, Cubaenergía, Cuba, and IAEA (International Atomic Energy Agency);
 Swedish Research Council (VR) and Knut & Alice Wallenberg Foundation (KAW);
 Ukraine Ministry of Education and Science;
 United Kingdom Science and Technology Facilities Council (STFC);
 The United States Department of Energy, the United States National Science Foundation, the State of Texas, and the State of Ohio.

References

- [1] X.-N. Wang, “Studying mini - jets via the P(T) dependence of the two particle correlation in azimuthal angle Phi,” *Phys.Rev.* **D47** (1993) 2754–2760, arXiv:hep-ph/9306215 [hep-ph].
- [2] **STAR** Collaboration, J. Adams *et al.*, “Minijet deformation and charge-independent angular correlations on momentum subspace (eta, phi) in Au-Au collisions at $\sqrt{s_{NN}} = 130$ -GeV,” *Phys.Rev.* **C73** (2006) 064907, arXiv:nucl-ex/0411003 [nucl-ex].
- [3] **PHOBOS** Collaboration, B. Alver *et al.*, “System size dependence of cluster properties from two- particle angular correlations in Cu–Cu and Au–Au collisions at $\sqrt{s_{NN}} = 200$ GeV,” *Phys.Rev.* **C81** (2010) 024904, arXiv:0812.1172 [nucl-ex].

- [4] **PHOBOS** Collaboration, B. Alver *et al.*, “High transverse momentum triggered correlations over a large pseudorapidity acceptance in Au–Au collisions at $\sqrt{s_{\text{NN}}} = 200$ GeV,” *Phys.Rev.Lett.* **104** (2010) 062301, arXiv:0903.2811 [nucl-ex].
- [5] **STAR** Collaboration, B. I. Abelev *et al.*, “Long range rapidity correlations and jet production in high energy nuclear collisions,” *Phys.Rev.* **C80** (2009) 064912, arXiv:0909.0191 [nucl-ex].
- [6] **CMS** Collaboration, S. Chatrchyan *et al.*, “Long-range and short-range dihadron angular correlations in central Pb–Pb collisions at a nucleon-nucleon center of mass energy of 2.76 TeV,” *JHEP* **1107** (2011) 076, arXiv:1105.2438 [nucl-ex].
- [7] **ALICE** Collaboration, K. Aamodt *et al.*, “Harmonic decomposition of two-particle angular correlations in Pb–Pb collisions at $\sqrt{s_{\text{NN}}} = 2.76$ TeV,” *Phys.Lett.* **B708** (2012) 249–264, arXiv:1109.2501 [nucl-ex].
- [8] **STAR** Collaboration, G. Agakishiev *et al.*, “Anomalous centrality evolution of two-particle angular correlations from Au–Au collisions at $\sqrt{s_{\text{NN}}} = 62$ and 200 GeV,” arXiv:1109.4380 [nucl-ex].
- [9] **CMS** Collaboration, S. Chatrchyan *et al.*, “Centrality dependence of dihadron correlations and azimuthal anisotropy harmonics in Pb–Pb collisions at $\sqrt{s_{\text{NN}}} = 2.76$ TeV,” *Eur.Phys.J.* **C72** (2012) 2012, arXiv:1201.3158 [nucl-ex].
- [10] **ATLAS** Collaboration, G. Aad *et al.*, “Measurement of the azimuthal anisotropy for charged particle production in $\sqrt{s_{\text{NN}}} = 2.76$ TeV lead–lead collisions with the ATLAS detector,” *Phys.Rev.* **C86** (2012) 014907, arXiv:1203.3087 [hep-ex].
- [11] **ALICE** Collaboration, K. Aamodt *et al.*, “Higher harmonic anisotropic flow measurements of charged particles in Pb+Pb collisions at 2.76 TeV,” *Phys.Rev.Lett.* **107** no. 3, (Jul, 2011) 032301, arXiv:1105.3865 [nucl-ex].
- [12] **PHENIX** Collaboration, A. Adare *et al.*, “Measurements of higher-order flow harmonics in Au–Au collisions at $\sqrt{s_{\text{NN}}} = 200$ GeV,” *Phys.Rev.Lett.* **107** (2011) 252301, arXiv:1105.3928 [nucl-ex].
- [13] **ALICE** Collaboration, B. Abelev *et al.*, “Anisotropic flow of charged hadrons, pions and (anti-)protons measured at high transverse momentum in Pb–Pb collisions at $\sqrt{s_{\text{NN}}} = 2.76$ TeV,” arXiv:1205.5761 [nucl-ex].
- [14] **CMS** Collaboration, S. Chatrchyan *et al.*, “Measurement of the azimuthal anisotropy of neutral pions in Pb–Pb collisions at $\sqrt{s_{\text{NN}}} = 2.76$ TeV,” arXiv:1208.2470 [nucl-ex].
- [15] S. Voloshin and Y. Zhang, “Flow study in relativistic nuclear collisions by Fourier expansion of azimuthal particle distributions,” *Z.Phys.* **C70** (1996) 665–672, arXiv:hep-ph/9407282.
- [16] J.-Y. Ollitrault, “Anisotropy as a signature of transverse collective flow,” *Phys.Rev.* **D46** (1992) 229–245.
- [17] B. Alver and G. Roland, “Collision geometry fluctuations and triangular flow in heavy-ion collisions,” *Phys.Rev.* **C81** (2010) 054905, arXiv:1003.0194 [nucl-th].

- [18] B. Alver, C. Gombeaud, M. Luzum, and J.-Y. Ollitrault, “Triangular flow in hydrodynamics and transport theory,” *Phys.Rev.* **C82** (2010) 034913, arXiv:1007.5469 [nucl-th].
- [19] B. Schenke, S. Jeon, and C. Gale, “Elliptic and triangular flow in event-by-event (3+1)D viscous hydrodynamics,” *Phys.Rev.Lett.* **106** (2011) 042301, arXiv:1009.3244 [hep-ph].
- [20] Z. Qiu, C. Shen, and U. Heinz, “Hydrodynamic elliptic and triangular flow in Pb-Pb collisions at $\sqrt{s} = 2.76$ ATeV,” *Phys.Lett.* **B707** (2012) 151–155, arXiv:1110.3033 [nucl-th].
- [21] CMS Collaboration, V. Khachatryan *et al.*, “Observation of Long-Range Near-Side Angular Correlations in Proton-Proton Collisions at the LHC,” *JHEP* **09** (2010) 091, arXiv:1009.4122 [hep-ex].
- [22] CMS Collaboration, S. Chatrchyan *et al.*, “Observation of long-range near-side angular correlations in proton-lead collisions at the LHC,” arXiv:1210.5482 [nucl-ex].
- [23] B. Arbuzov, E. Boos, and V. Savrin, “CMS ridge effect at LHC as a manifestation of bremsstrahlung of gluons due to the quark-anti-quark string formation,” *Eur.Phys.J.* **C71** (2011) 1730, arXiv:1104.1283 [hep-ph].
- [24] K. Dusling and R. Venugopalan, “Evidence for BFKL and saturation dynamics from di-hadron spectra at the LHC,” arXiv:1210.3890 [hep-ph].
- [25] K. Dusling and R. Venugopalan, “Explanation of systematics of CMS p–Pb high multiplicity di-hadron data at $\sqrt{s_{NN}} = 5.02$ TeV,” arXiv:1211.3701 [hep-ph].
- [26] Y. V. Kovchegov and D. E. Wertepny, “Long-range rapidity correlations in heavy-light ion collisions,” arXiv:1212.1195 [hep-ph].
- [27] C.-Y. Wong, “Momentum kick model description of the ridge in $\Delta\phi$ - $\Delta\eta$ correlation in pp collisions at 7 TeV,” *Phys.Rev.* **C84** (2011) 024901, arXiv:1105.5871 [hep-ph].
- [28] M. Strikman, “Transverse nucleon structure and multiparton interactions,” *Acta Phys.Polon.* **B42** (2011) 2607–2630, arXiv:1112.3834 [hep-ph].
- [29] S. Alderweireldt and P. Van Mechelen, “Obtaining the CMS Ridge effect with multiparton interactions,” arXiv:1203.2048 [hep-ph].
- [30] E. Avsar, C. Flensburg, Y. Hatta, J.-Y. Ollitrault, and T. Ueda, “Eccentricity and elliptic flow in proton-proton collisions from parton evolution,” *Phys.Lett.* **B702** (2011) 394–397, arXiv:1009.5643 [hep-ph].
- [31] K. Werner, I. Karpenko, and T. Pierog, “The ‘ridge’ in pp scattering at 7 TeV,” *Phys.Rev.Lett.* **106** (2011) 122004, arXiv:1011.0375 [hep-ph].
- [32] W.-T. Deng, Z. Xu, and C. Greiner, “Elliptic and triangular flow and their correlation in ultrarelativistic high multiplicity pp collisions at 14 TeV,” *Phys.Lett.* **B711** (2012) 301–306, arXiv:1112.0470 [hep-ph].

- [33] E. Avsar, Y. Hatta, C. Flensburg, J. Ollitrault, and T. Ueda, “Eccentricity and elliptic flow in pp collisions at the LHC,” *J.Phys.* **G38** (2011) 124053, arXiv:1106.4356 [hep-ph].
- [34] P. Bozek, “Collective flow in p-Pb and d-Pb collisions at TeV energies,” *Phys.Rev.* **C85** (2012) 014911, arXiv:1112.0915 [hep-ph].
- [35] P. Bozek and W. Broniowski, “Correlations from hydrodynamic flow in p-Pb collisions,” arXiv:1211.0845 [nucl-th].
- [36] **STAR** Collaboration, E. Braidot, “Suppression of forward pion correlations in d–Au interactions at STAR,” arXiv:1005.2378 [hep-ph].
- [37] **PHENIX** Collaboration, A. Adare *et al.*, “Suppression of back-to-back hadron pairs at forward rapidity in d–Au collisions at $\sqrt{s_{NN}} = 200$ GeV,” *Phys.Rev.Lett.* **107** (2011) 172301, arXiv:1105.5112 [nucl-ex].
- [38] J. L. Albacete and C. Marquet, “Azimuthal correlations of forward di-hadrons in d–Au collisions at RHIC in the Color Glass Condensate,” *Phys.Rev.Lett.* **105** (2010) 162301, arXiv:1005.4065 [hep-ph].
- [39] **ALICE** Collaboration, K. Aamodt *et al.*, “The ALICE experiment at the CERN LHC,” *JINST* **3** (2008) S08002.
- [40] **ALICE** Collaboration, K. Aamodt *et al.*, “Charged-particle multiplicity measurement in proton-proton collisions at $\sqrt{s} = 0.9$ and 2.36 TeV with ALICE at LHC,” *Eur.Phys.J.* **C68** (2010) 89–108, arXiv:1004.3034 [hep-ex].
- [41] **ALICE** Collaboration, B. Abelev *et al.*, “Pseudorapidity density of charged particles in p–Pb collisions at $\sqrt{s_{NN}} = 5.02$ TeV,” arXiv:1210.3615 [nucl-ex].
- [42] **ALICE** Collaboration, B. Abelev *et al.*, “Centrality dependence of charged particle production at large transverse momentum in Pb–Pb collisions at $\sqrt{s_{NN}} = 2.76$ TeV,” arXiv:1208.2711 [hep-ex].
- [43] **ALICE** Collaboration, B. Abelev *et al.*, “Performance of the ALICE at the LHC,” in *preparation* (2013).
- [44] **ALICE** Collaboration, B. Abelev *et al.*, “Measurement of event background fluctuations for charged particle jet reconstruction in Pb–Pb collisions at $\sqrt{s_{NN}} = 2.76$ TeV,” *JHEP* **1203** (2012) 053, arXiv:1201.2423 [hep-ex].
- [45] **ALICE** Collaboration, B. Abelev *et al.*, “Underlying event measurements in pp collisions at $\sqrt{s} = 0.9$ and 7 TeV with the ALICE experiment at the LHC,” *JHEP* **1207** (2012) 116, arXiv:1112.2082 [hep-ex].
- [46] S. Roesler, R. Engel, and J. Ranft, “The Monte Carlo event generator DPMJET-III,” arXiv:hep-ph/0012252.
- [47] T. Sjostrand, S. Mrenna, and P. Z. Skands, “PYTHIA 6.4 physics and manual,” *JHEP* **0605** (2006) 026, arXiv:hep-ph/0603175 [hep-ph].

- [48] P. Z. Skands, “Tuning Monte Carlo generators: The Perugia tunes,” *Phys.Rev.* **D82** (2010) 074018, arXiv:1005.3457 [hep-ph].
- [49] R. Brun *et al.*, “Geant detector description and simulation tool,” *CERN Program Library Long Write-up*, W5013 (1994).
- [50] X.-N. Wang and M. Gyulassy, “HIJING: A Monte Carlo model for multiple jet production in pp, pA and AA collisions,” *Phys.Rev.* **D44** (1991) 3501.
- [51] **ATLAS** Collaboration, G. Aad *et al.*, “Observation of associated near-side and away-side long-range correlations in $\sqrt{s_{\text{NN}}} = 5.02$ TeV proton–lead collisions with the ATLAS detector,” arXiv:1212.5198 [hep-ex].

A The ALICE Collaboration

B. Abelev⁷¹, J. Adam³⁷, D. Adamová⁷⁸, A.M. Adare¹²⁷, M.M. Aggarwal⁸², G. Aglieri Rinella³³, M. Agnello^{102,88}, A.G. Agocs¹²⁶, A. Agostinelli²⁷, Z. Ahammed¹²², N. Ahmad¹⁷, A. Ahmad Masoodi¹⁷, S.A. Ahn⁶⁴, S.U. Ahn^{40,64}, M. Ajaz¹⁵, A. Akindinov⁵⁰, D. Aleksandrov⁹⁴, B. Alessandro¹⁰², A. Alici^{98,12}, A. Alkin³, E. Almaráz Aviña⁶⁰, J. Alme³⁵, T. Alt³⁹, V. Altini³¹, S. Altinpinar¹⁸, I. Altsybeev¹²³, C. Andrei⁷⁴, A. Andronic⁹¹, V. Anguelov⁸⁷, J. Anielski⁵⁸, C. Anson¹⁹, T. Antičić⁹², F. Antinori⁹⁹, P. Antonioli⁹⁸, L. Aphecetche¹⁰⁷, H. Appelshäuser⁵⁶, N. Arbor⁶⁷, S. Arcelli²⁷, A. Arend⁵⁶, N. Armesto¹⁶, R. Arnaldi¹⁰², T. Aronsson¹²⁷, I.C. Arsene⁹¹, M. Arslanovic⁵⁶, A. Asryan¹²³, A. Augustinus³³, R. Averbeck⁹¹, T.C. Awes⁷⁹, J. Äystö⁴², M.D. Azmi^{17,84}, M. Bach³⁹, A. Badalà¹⁰⁵, Y.W. Baek^{66,40}, R. Bailhache⁵⁶, R. Bala^{85,102}, R. Baldini Ferroli¹², A. Baldissieri¹⁴, F. Baltasar Dos Santos Pedrosa³³, J. Bán⁵¹, R.C. Baral⁵², R. Barbera²⁶, F. Barile³¹, G.G. Barnaföldi¹²⁶, L.S. Barnby⁹⁶, V. Barret⁶⁶, J. Bartke¹¹⁰, M. Basile²⁷, N. Bastid⁶⁶, S. Basu¹²², B. Bathen⁵⁸, G. Batigne¹⁰⁷, B. Batyunya⁶², C. Baumann⁵⁶, I.G. Bearden⁷⁶, H. Beck⁵⁶, N.K. Behera⁴⁴, I. Belikov⁶¹, F. Bellini²⁷, R. Bellwied¹¹⁶, E. Belmont-Moreno⁶⁰, G. Bencedi¹²⁶, S. Beole²², I. Berceau⁷⁴, A. Bercuci⁷⁴, Y. Berdnikov⁸⁰, D. Berenyi¹²⁶, A.A.E. Bergognon¹⁰⁷, D. Berzano^{22,102}, L. Betev³³, A. Bhasin⁸⁵, A.K. Bhati⁸², J. Bhom¹²⁰, L. Bianchi²², N. Bianchi⁶⁸, J. Bielčák³⁷, J. Bielčáková⁷⁸, A. Bilandzic⁷⁶, S. Bjelogrić⁴⁹, F. Blanco¹¹⁶, F. Blanco¹⁰, D. Blau⁹⁴, C. Blume⁵⁶, M. Boccioni³³, S. Böttger⁵⁵, A. Bogdanov⁷², H. Bøggild⁷⁶, M. Bogolyubsky⁴⁷, L. Boldizsár¹²⁶, M. Bombara³⁸, J. Book⁵⁶, H. Borel¹⁴, A. Borissov¹²⁵, F. Bossú⁸⁴, M. Botje⁷⁷, E. Botta²², E. Braidot⁷⁰, P. Braun-Munzinger⁹¹, M. Bregant¹⁰⁷, T. Breitner⁵⁵, T.A. Broker⁵⁶, T.A. Browning⁸⁹, M. Broz³⁶, R. Brun³³, E. Bruna^{22,102}, G.E. Bruno³¹, D. Budnikov⁹³, H. Buesching⁵⁶, S. Bufalino^{22,102}, P. Buncic³³, O. Busch⁸⁷, Z. Buthelezi⁸⁴, D. Caballero Orduna¹²⁷, D. Caffarri^{28,99}, X. Cai⁷, H. Caines¹²⁷, E. Calvo Villar⁹⁷, P. Camerini²⁴, V. Canoa Roman¹¹, G. Cara Romeo⁹⁸, W. Carena³³, F. Carena³³, N. Carlin Filho¹¹³, F. Carminati³³, A. Casanova Díaz⁶⁸, J. Castillo Castellanos¹⁴, J.F. Castillo Hernandez⁹¹, E.A.R. Casula²³, V. Catanescu⁷⁴, C. Cavicchioli³³, C. Ceballos Sanchez⁹, J. Cepila³⁷, P. Cerello¹⁰², B. Chang^{42,129}, S. Chapeland³³, J.L. Charvet¹⁴, S. Chattopadhyay⁹⁵, S. Chattopadhyay¹²², I. Chawla⁸², M. Cherney⁸¹, C. Cheshkov^{33,115}, B. Cheynis¹¹⁵, V. Chibante Barroso³³, D.D. Chinellato¹¹⁶, P. Chochula³³, M. Chojnacki^{76,49}, S. Choudhury¹²², P. Christakoglou⁷⁷, C.H. Christensen⁷⁶, P. Christiansen³², T. Chujo¹²⁰, S.U. Chung⁹⁰, C. Cicalo¹⁰¹, L. Cifarelli^{27,33,12}, F. Cindolo⁹⁸, J. Cleymans⁸⁴, F. Coccetti¹², F. Colamaria³¹, D. Colella³¹, A. Collu²³, G. Conesa Balbastre⁶⁷, Z. Conesa del Valle³³, M.E. Connors¹²⁷, G. Contin²⁴, J.G. Contreras¹¹, T.M. Cormier¹²⁵, Y. Corrales Morales²², P. Cortese³⁰, I. Cortés Maldonado², M.R. Cosentino⁷⁰, F. Costa³³, M.E. Cotallo¹⁰, E. Crescio¹¹, P. Crochet⁶⁶, E. Cruz Alaniz⁶⁰, R. Cruz Albino¹¹, E. Cuautle⁵⁹, L. Cunqueiro⁶⁸, A. Dainese^{28,99}, H.H. Dalsgaard⁷⁶, A. Danu⁵⁴, I. Das⁴⁶, D. Das⁹⁵, S. Das⁴, K. Das⁹⁵, A. Dash¹¹⁴, S. Dash⁴⁴, S. De¹²², G.O.V. de Barros¹¹³, A. De Caro^{29,12}, G. de Cataldo¹⁰⁴, J. de Cuveland³⁹, A. De Falco²³, D. De Gruttola²⁹, H. Delagrange¹⁰⁷, A. Deloff⁷³, N. De Marco¹⁰², E. Dénes¹²⁶, S. De Pasquale²⁹, A. Deppman¹¹³, G. D'Erasmus³¹, R. de Rooij⁴⁹, M.A. Diaz Corchero¹⁰, D. Di Bari³¹, T. Dietel⁵⁸, C. Di Giglio³¹, S. Di Liberto¹⁰⁰, A. Di Mauro³³, P. Di Nezza⁶⁸, R. Divià³³, Ø. Djuvsland¹⁸, A. Dobrin^{125,32}, T. Dobrowolski⁷³, B. Dönigus⁹¹, O. Dordic²¹, O. Driga¹⁰⁷, A.K. Dubey¹²², A. Dubla⁴⁹, L. Ducroux¹¹⁵, P. Dupieux⁶⁶, A.K. Dutta Majumdar⁹⁵, D. Elia¹⁰⁴, D. Emschermann⁵⁸, H. Engel⁵⁵, B. Erazmus^{33,107}, H.A. Erdal³⁵, B. Espagnon⁴⁶, M. Estienne¹⁰⁷, S. Esumi¹²⁰, D. Evans⁹⁶, G. Eyyubova²¹, D. Fabris^{28,99}, J. Faivre⁶⁷, D. Falchieri²⁷, A. Fantoni⁶⁸, M. Fasel^{91,87}, R. Fearick⁸⁴, D. Fehlker¹⁸, L. Feldkamp⁵⁸, D. Felea⁵⁴, A. Feliciello¹⁰², B. Fenton-Olsen⁷⁰, G. Feofilov¹²³, A. Fernández Téllez², A. Ferretti²², A. Festanti²⁸, J. Figiel¹¹⁰, M.A.S. Figueredo¹¹³, S. Filchagin⁹³, D. Finogeev⁴⁸, F.M. Fionda³¹, E.M. Fiore³¹, E. Floratos⁸³, M. Floris³³, S. Foertsch⁸⁴, P. Foka⁹¹, S. Fokin⁹⁴, E. Fragiaco¹⁰³, A. Francescon^{33,28}, U. Frankfeld⁹¹, U. Fuchs³³, C. Furgel⁶⁷, M. Fusco Girard²⁹, J.J. Gaardhøje⁷⁶, M. Gagliardi²², A. Gago⁹⁷, M. Gallio²², D.R. Gangadharan¹⁹, P. Ganoti⁷⁹, C. Garabatos⁹¹,

E. Garcia-Solis¹³, I. Garishvili⁷¹, J. Gerhard³⁹, M. Germain¹⁰⁷, C. Geuna¹⁴, M. Gheata^{54,33}, A. Gheata³³, B. Ghidini³¹, P. Ghosh¹²², P. Gianotti⁶⁸, M.R. Girard¹²⁴, P. Giubellino³³, E. Gladysz-Dziadus¹¹⁰, P. Glässel⁸⁷, R. Gomez^{112,11}, E.G. Ferreira¹⁶, L.H. González-Trueba⁶⁰, P. González-Zamora¹⁰, S. Gorbunov³⁹, A. Goswami⁸⁶, S. Gotovac¹⁰⁹, L.K. Graczykowski¹²⁴, R. Grajcarek⁸⁷, A. Grelli⁴⁹, C. Grigoras³³, A. Grigoras³³, V. Grigoriev⁷², A. Grigoryan¹, S. Grigoryan⁶², B. Grinyov³, N. Grion¹⁰³, P. Gros³², J.F. Grosse-Oetringhaus³³, J.-Y. Grossiord¹¹⁵, R. Grosso³³, F. Guber⁴⁸, R. Guernane⁶⁷, B. Guerzoni²⁷, M. Guilbaud¹¹⁵, K. Gulbrandsen⁷⁶, H. Gulkanyan¹, T. Gunji¹¹⁹, A. Gupta⁸⁵, R. Gupta⁸⁵, R. Haake⁵⁸, Ø. Haaland¹⁸, C. Hadjidakis⁴⁶, M. Haiduc⁵⁴, H. Hamagaki¹¹⁹, G. Hamar¹²⁶, B.H. Han²⁰, L.D. Hanratty⁹⁶, A. Hansen⁷⁶, Z. Harmanová-Tóthová³⁸, J.W. Harris¹²⁷, M. Hartig⁵⁶, A. Harton¹³, D. Hatzifotiadou⁹⁸, S. Hayashi¹¹⁹, A. Hayrapetyan^{33,1}, S.T. Heckel⁵⁶, M. Heide⁵⁸, H. Helstrup³⁵, A. Herghelegiu⁷⁴, G. Herrera Corral¹¹, N. Herrmann⁸⁷, B.A. Hess¹²¹, K.F. Hetland³⁵, B. Hicks¹²⁷, B. Hippolyte⁶¹, Y. Hori¹¹⁹, P. Hristov³³, I. Hřivnáčová⁴⁶, M. Huang¹⁸, T.J. Humanic¹⁹, D.S. Hwang²⁰, R. Ichou⁶⁶, R. Ilkaev⁹³, I. Ilkiv⁷³, M. Inaba¹²⁰, E. Incani²³, P.G. Innocenti³³, G.M. Innocenti²², M. Ippolitov⁹⁴, M. Irfan¹⁷, C. Ivan⁹¹, V. Ivanov⁸⁰, A. Ivanov¹²³, M. Ivanov⁹¹, O. Ivanytskyi³, A. Jacholkowski²⁶, P. M. Jacobs⁷⁰, H.J. Jang⁶⁴, M.A. Janik¹²⁴, R. Janik³⁶, P.H.S.Y. Jayarathna¹¹⁶, S. Jena⁴⁴, D.M. Jha¹²⁵, R.T. Jimenez Bustamante⁵⁹, P.G. Jones⁹⁶, H. Jung⁴⁰, A. Jusko⁹⁶, A.B. Kaidalov⁵⁰, S. Kalcher³⁹, P. Kaliňák⁵¹, T. Kalliokoski⁴², A. Kalweit^{57,33}, J.H. Kang¹²⁹, V. Kaplin⁷², A. Karasu Uysal^{33,128,65}, O. Karavichev⁴⁸, T. Karavicheva⁴⁸, E. Karpechev⁴⁸, A. Kazantsev⁹⁴, U. Kebschull⁵⁵, R. Keidel¹³⁰, P. Khan⁹⁵, S.A. Khan¹²², M.M. Khan¹⁷, K. H. Khan¹⁵, A. Khanzadeev⁸⁰, Y. Kharlov⁴⁷, B. Kileng³⁵, B. Kim¹²⁹, J.S. Kim⁴⁰, J.H. Kim²⁰, D.J. Kim⁴², D.W. Kim^{40,64}, T. Kim¹²⁹, S. Kim²⁰, M. Kim⁴⁰, M. Kim¹²⁹, S. Kirsch³⁹, I. Kisel³⁹, S. Kiselev⁵⁰, A. Kisiel¹²⁴, J.L. Klay⁶, J. Klein⁸⁷, C. Klein-Bösing⁵⁸, M. Kliemant⁵⁶, A. Kluge³³, M.L. Knichel⁹¹, A.G. Knospe¹¹¹, M.K. Köhler⁹¹, T. Kollegger³⁹, A. Kolojvari¹²³, M. Kompaniets¹²³, V. Kondratiev¹²³, N. Kondratyeva⁷², A. Konevskikh⁴⁸, V. Kovalenko¹²³, M. Kowalski¹¹⁰, S. Kox⁶⁷, G. Koyithatta Meethalevedu⁴⁴, J. Kral⁴², I. Králik⁵¹, F. Kramer⁵⁶, A. Kravčáková³⁸, T. Krawutschke^{87,34}, M. Krelina³⁷, M. Kretz³⁹, M. Krivda^{96,51}, F. Krizek⁴², M. Krus³⁷, E. Kryshen⁸⁰, M. Krzewicki⁹¹, Y. Kucheriaev⁹⁴, T. Kugathasan³³, C. Kuhn⁶¹, P.G. Kuijter⁷⁷, I. Kulakov⁵⁶, J. Kumar⁴⁴, P. Kurashvili⁷³, A. Kurepin⁴⁸, A.B. Kurepin⁴⁸, A. Kuryakin⁹³, S. Kushpil⁷⁸, V. Kushpil⁷⁸, H. Kvaerno²¹, M.J. Kweon⁸⁷, Y. Kwon¹²⁹, P. Ladrón de Guevara⁵⁹, I. Lakomov⁴⁶, R. Langoy¹⁸, S.L. La Pointe⁴⁹, C. Lara⁵⁵, A. Lardeux¹⁰⁷, P. La Rocca²⁶, R. Lea²⁴, M. Lechman³³, K.S. Lee⁴⁰, S.C. Lee⁴⁰, G.R. Lee⁹⁶, I. Legrand³³, J. Lehnert⁵⁶, M. Lenhardt⁹¹, V. Lenti¹⁰⁴, H. León⁶⁰, I. León Monzón¹¹², H. León Vargas⁵⁶, P. Lévai¹²⁶, S. Li⁷, J. Lien¹⁸, R. Lietava⁹⁶, S. Lindal²¹, V. Lindenstruth³⁹, C. Lippmann^{91,33}, M.A. Lisa¹⁹, H.M. Ljunggren³², P.I. Loenne¹⁸, V.R. Loggins¹²⁵, V. Loginov⁷², D. Lohner⁸⁷, C. Loizides⁷⁰, K.K. Loo⁴², X. Lopez⁶⁶, E. López Torres⁹, G. Løvhøiden²¹, X.-G. Lu⁸⁷, P. Luettig⁵⁶, M. Lunardon²⁸, J. Luo⁷, G. Luparello⁴⁹, C. Luzzi³³, R. Ma¹²⁷, K. Ma⁷, D.M. Madagodahettige-Don¹¹⁶, A. Maevskaya⁴⁸, M. Mager^{57,33}, D.P. Mahapatra⁵², A. Maire⁸⁷, M. Malaev⁸⁰, I. Maldonado Cervantes⁵⁹, L. Malinina^{62,ii}, D. Mal'Kevich⁵⁰, P. Malzacher⁹¹, A. Mamonov⁹³, L. Manceau¹⁰², L. Mangotra⁸⁵, V. Manko⁹⁴, F. Manso⁶⁶, V. Manzari¹⁰⁴, Y. Mao⁷, M. Marchisone^{66,22}, J. Mares⁵³, G.V. Margagliotti^{24,103}, A. Margotti⁹⁸, A. Marín⁹¹, C. Markert¹¹¹, M. Marquard⁵⁶, I. Martashvili¹¹⁸, N.A. Martin⁹¹, P. Martinengo³³, M.I. Martínez², A. Martínez Davalos⁶⁰, G. Martínez García¹⁰⁷, Y. Martynov³, A. Mas¹⁰⁷, S. Masciocchi⁹¹, M. Masera²², A. Masoni¹⁰¹, L. Massacrier¹⁰⁷, A. Mastroserio³¹, A. Matyjka^{110,107}, C. Mayer¹¹⁰, J. Mazer¹¹⁸, M.A. Mazzoni¹⁰⁰, F. Meddi²⁵, A. Menchaca-Rocha⁶⁰, J. Mercado Pérez⁸⁷, M. Meres³⁶, Y. Miake¹²⁰, L. Milano²², J. Milosevic^{21,iii}, A. Mischke⁴⁹, A.N. Mishra^{86,45}, D. Miśkowiec⁹¹, C. Mitu⁵⁴, S. Mizuno¹²⁰, J. Mlynarz¹²⁵, B. Mohanty^{122,75}, L. Molnar^{126,33,61}, L. Montaño Zetina¹¹, M. Monteno¹⁰², E. Montes¹⁰, T. Moon¹²⁹, M. Morando²⁸, D.A. Moreira De Godoy¹¹³, S. Moretto²⁸, A. Morreale⁴², A. Morsch³³, V. Muccifora⁶⁸, E. Mudnic¹⁰⁹, S. Muhuri¹²², M. Mukherjee¹²², H. Müller³³, M.G. Munhoz¹¹³, S. Murray⁸⁴, L. Musa³³, J. Musinsky⁵¹, A. Musso¹⁰², B.K. Nandi⁴⁴, R. Nania⁹⁸, E. Nappi¹⁰⁴, C. Nattrass¹¹⁸,

T.K. Nayak¹²², S. Nazarenko⁹³, A. Nedosekin⁵⁰, M. Nicassio^{31,91}, M. Niculescu^{54,33},
 B.S. Nielsen⁷⁶, T. Niida¹²⁰, S. Nikolaev⁹⁴, V. Nikolic⁹², S. Nikulin⁹⁴, V. Nikulin⁸⁰, B.S. Nilsen⁸¹,
 M.S. Nilsson²¹, F. Noferini^{98,12}, P. Nomokonov⁶², G. Nooren⁴⁹, N. Novitzky⁴², A. Nyanin⁹⁴,
 A. Nyatha⁴⁴, C. Nygaard⁷⁶, J. Nystrand¹⁸, A. Ochirov¹²³, H. Oeschler^{57,33}, S. Oh¹²⁷, S.K. Oh⁴⁰,
 J. Oleniacz¹²⁴, A.C. Oliveira Da Silva¹¹³, C. Oppedisano¹⁰², A. Ortiz Velasquez^{32,59},
 A. Oskarsson³², P. Ostrowski¹²⁴, J. Otwinowski⁹¹, K. Oyama⁸⁷, K. Ozawa¹¹⁹, Y. Pachmayer⁸⁷,
 M. Pachr³⁷, F. Padilla²², P. Pagano²⁹, G. Paic⁵⁹, F. Painke³⁹, C. Pajares¹⁶, S.K. Pal¹²², A. Palaha⁹⁶,
 A. Palmeri¹⁰⁵, V. Papikyan¹, G.S. Pappalardo¹⁰⁵, W.J. Park⁹¹, A. Passfeld⁵⁸, B. Pastirčák⁵¹,
 D.I. Patalakha⁴⁷, V. Paticchio¹⁰⁴, B. Paul⁹⁵, A. Pavlinov¹²⁵, T. Pawlak¹²⁴, T. Peitzmann⁴⁹,
 H. Pereira Da Costa¹⁴, E. Pereira De Oliveira Filho¹¹³, D. Peresunko⁹⁴, C.E. Pérez Lara⁷⁷,
 D. Perini³³, D. Perrino³¹, W. Peryt¹²⁴, A. Pesci⁹⁸, V. Peskov^{33,59}, Y. Pestov⁵, V. Petráček³⁷,
 M. Petran³⁷, M. Petris⁷⁴, P. Petrov⁹⁶, M. Petrovici⁷⁴, C. Petta²⁶, S. Piano¹⁰³, M. Pikna³⁶, P. Pillot¹⁰⁷,
 O. Pinazza³³, L. Pinsky¹¹⁶, N. Pitz⁵⁶, D.B. Piyarathna¹¹⁶, M. Planinic⁹², M. Płoskon⁷⁰, J. Pluta¹²⁴,
 T. Pocheptsov⁶², S. Pochybova¹²⁶, P.L.M. Podesta-Lerma¹¹², M.G. Poghosyan³³, K. Polák⁵³,
 B. Polichtchouk⁴⁷, A. Pop⁷⁴, S. Porteboeuf-Houssais⁶⁶, V. Pospíšil³⁷, B. Potukuchi⁸⁵, S.K. Prasad¹²⁵,
 R. Preghenella^{98,12}, F. Prino¹⁰², C.A. Pruneau¹²⁵, I. Pshenichnov⁴⁸, G. Puddu²³, V. Punin⁹³,
 M. Putiš³⁸, J. Putschke¹²⁵, E. Quercigh³³, H. Qvigstad²¹, A. Rachevski¹⁰³, A. Rademakers³³,
 T.S. Rähä⁴², J. Rak⁴², A. Rakotozafindrabe¹⁴, L. Ramello³⁰, A. Ramírez Reyes¹¹, R. Raniwala⁸⁶,
 S. Raniwala⁸⁶, S.S. Räsänen⁴², B.T. Rascanu⁵⁶, D. Rathee⁸², K.F. Read¹¹⁸, J.S. Real⁶⁷,
 K. Redlich^{73,iv}, R.J. Reed¹²⁷, A. Rehman¹⁸, P. Reichelt⁵⁶, M. Reicher⁴⁹, R. Renfordt⁵⁶,
 A.R. Reolon⁶⁸, A. Reshetin⁴⁸, F. Rettig³⁹, J.-P. Revol³³, K. Reygers⁸⁷, L. Riccati¹⁰², R.A. Ricci⁶⁹,
 T. Richert³², M. Richter²¹, P. Riedler³³, W. Riegler³³, F. Riggi^{26,105}, M. Rodríguez Cahuantzi²,
 A. Rodriguez Manso⁷⁷, K. Røed^{18,21}, D. Rohr³⁹, D. Röhrich¹⁸, R. Romita^{91,106}, F. Ronchetti⁶⁸,
 P. Rosnet⁶⁶, S. Rossegger³³, A. Rossi^{33,28}, C. Roy⁶¹, P. Roy⁹⁵, A.J. Rubio Montero¹⁰, R. Rui²⁴,
 R. Russo²², E. Ryabinkin⁹⁴, A. Rybicki¹¹⁰, S. Sadovsky⁴⁷, K. Šafařík³³, R. Sahoo⁴⁵, P.K. Sahu⁵²,
 J. Saini¹²², H. Sakaguchi⁴³, S. Sakai⁷⁰, D. Sakata¹²⁰, C.A. Salgado¹⁶, J. Salzwedel¹⁹, S. Sambyal⁸⁵,
 V. Samsonov⁸⁰, X. Sanchez Castro⁶¹, L. Šándor⁵¹, A. Sandoval⁶⁰, M. Sano¹²⁰, G. Santagati²⁶,
 R. Santoro^{33,12}, J. Sarkamo⁴², E. Scapparone⁹⁸, F. Scarlassara²⁸, R.P. Scharenberg⁸⁹, C. Schiaua⁷⁴,
 R. Schicker⁸⁷, C. Schmidt⁹¹, H.R. Schmidt¹²¹, S. Schuchmann⁵⁶, J. Schukraft³³, T. Schuster¹²⁷,
 Y. Schutz^{33,107}, K. Schwarz⁹¹, K. Schweda⁹¹, G. Scioli²⁷, E. Scomparin¹⁰², P.A. Scott⁹⁶,
 R. Scott¹¹⁸, G. Segato²⁸, I. Selyuzhenkov⁹¹, S. Senyukov⁶¹, J. Seo⁹⁰, S. Serci²³, E. Serradilla^{10,60},
 A. Sevcenco⁵⁴, A. Shabetai¹⁰⁷, G. Shabratova⁶², R. Shahoyan³³, N. Sharma^{82,118}, S. Sharma⁸⁵,
 S. Rohni⁸⁵, K. Shigaki⁴³, K. Shtejer⁹, Y. Sibiraki⁹⁴, E. Sicking⁵⁸, S. Siddhanta¹⁰¹, T. Siemiarczuk⁷³,
 D. Silvermyr⁷⁹, C. Silvestre⁶⁷, G. Simatovic^{59,92}, G. Simonetti³³, R. Singaraju¹²², R. Singh⁸⁵,
 S. Singha^{122,75}, V. Singhal¹²², B.C. Sinha¹²², T. Sinha⁹⁵, B. Sitar³⁶, M. Sitta³⁰, T.B. Skaali²¹,
 K. Skjerdal¹⁸, R. Smakal³⁷, N. Smirnov¹²⁷, R.J.M. Snellings⁴⁹, C. Søggaard^{76,32}, R. Soltz⁷¹,
 H. Son²⁰, J. Song⁹⁰, M. Song¹²⁹, C. Soos³³, F. Soramel²⁸, I. Sputowska¹¹⁰,
 M. Spyropoulou-Stassinaki⁸³, B.K. Srivastava⁸⁹, J. Stachel⁸⁷, I. Stan⁵⁴, G. Stefanek⁷³,
 M. Steinpreis¹⁹, E. Stenlund³², G. Steyn⁸⁴, J.H. Stiller⁸⁷, D. Stocco¹⁰⁷, M. Stolpovskiy⁴⁷,
 P. Strmen³⁶, A.A.P. Suaide¹¹³, M.A. Subieta Vásquez²², T. Sugitate⁴³, C. Suire⁴⁶, R. Sultanov⁵⁰,
 M. Šumbera⁷⁸, T. Susa⁹², T.J.M. Symons⁷⁰, A. Szanto de Toledo¹¹³, I. Szarka³⁶,
 A. Szczepankiewicz^{110,33}, A. Szostak¹⁸, M. Szymański¹²⁴, J. Takahashi¹¹⁴, J.D. Tapia Takaki⁴⁶,
 A. Tarantola Peloni⁵⁶, A. Tarazona Martinez³³, A. Tauro³³, G. Tejeda Muñoz², A. Telesca³³,
 C. Terrevoli³¹, J. Thäder⁹¹, D. Thomas⁴⁹, R. Tieulent¹¹⁵, A.R. Timmins¹¹⁶, D. Tlusty³⁷,
 A. Toia^{39,28,99}, H. Torii¹¹⁹, L. Toscano¹⁰², V. Trubnikov³, D. Truesdale¹⁹, W.H. Trzaska⁴²,
 T. Tsuji¹¹⁹, A. Tumkin⁹³, R. Turrisi⁹⁹, T.S. Tveter²¹, J. Ulery⁵⁶, K. Ullaland¹⁸, J. Ulrich^{63,55},
 A. Uras¹¹⁵, J. Urbán³⁸, G.M. Urciuoli¹⁰⁰, G.L. Usai²³, M. Vajzer^{37,78}, M. Vala^{62,51},
 L. Valencia Palomo⁴⁶, S. Vallero⁸⁷, P. Vande Vyvre³³, M. van Leeuwen⁴⁹, L. Vannucci⁶⁹, A. Vargas²,
 R. Varma⁴⁴, M. Vasileiou⁸³, A. Vasiliev⁹⁴, V. Vechernin¹²³, M. Veldhoen⁴⁹, M. Venaruzzo²⁴,
 E. Vercellin²², S. Vergara², R. Vernet⁸, M. Verweij⁴⁹, L. Vickovic¹⁰⁹, G. Viesti²⁸, J. Viinikainen⁴²,

Z. Vilakazi⁸⁴, O. Villalobos Baillie⁹⁶, Y. Vinogradov⁹³, A. Vinogradov⁹⁴, L. Vinogradov¹²³, T. Virgili²⁹, Y.P. Viyogi¹²², A. Vodopyanov⁶², S. Voloshin¹²⁵, K. Voloshin⁵⁰, G. Volpe³³, B. von Haller³³, I. Vorobyev¹²³, D. Vranic⁹¹, J. Vrláková³⁸, B. Vulpescu⁶⁶, A. Vyushin⁹³, B. Wagner¹⁸, V. Wagner³⁷, R. Wan⁷, Y. Wang⁷, Y. Wang⁸⁷, M. Wang⁷, D. Wang⁷, K. Watanabe¹²⁰, M. Weber¹¹⁶, J.P. Wessels^{33,58}, U. Westerhoff⁵⁸, J. Wiechula¹²¹, J. Wikne²¹, M. Wilde⁵⁸, G. Wilk⁷³, A. Wilk⁵⁸, M.C.S. Williams⁹⁸, B. Windelband⁸⁷, L. Xaplanteris Karampatsos¹¹¹, C.G. Yaldo¹²⁵, Y. Yamaguchi¹¹⁹, H. Yang^{14,49}, S. Yang¹⁸, S. Yasnopolskiy⁹⁴, J. Yi⁹⁰, Z. Yin⁷, I.-K. Yoo⁹⁰, J. Yoon¹²⁹, W. Yu⁵⁶, X. Yuan⁷, I. Yushmanov⁹⁴, V. Zaccolo⁷⁶, C. Zach³⁷, C. Zampolli⁹⁸, S. Zaporozhets⁶², A. Zarochentsev¹²³, P. Závada⁵³, N. Zaviyalov⁹³, H. Zbroszczyk¹²⁴, P. Zelnick⁵⁵, I.S. Zgura⁵⁴, M. Zhalov⁸⁰, H. Zhang⁷, X. Zhang^{70,66,7}, F. Zhou⁷, Y. Zhou⁴⁹, D. Zhou⁷, H. Zhu⁷, J. Zhu⁷, J. Zhu⁷, X. Zhu⁷, A. Zichichi^{27,12}, A. Zimmermann⁸⁷, G. Zinovjev³, Y. Zoccarato¹¹⁵, M. Zynovyev³, M. Zyzak⁵⁶

Affiliation notes

- ⁱ Deceased
- ⁱⁱ Also at: M.V.Lomonosov Moscow State University, D.V.Skobeltzyn Institute of Nuclear Physics, Moscow, Russia
- ⁱⁱⁱ Also at: University of Belgrade, Faculty of Physics and Vinca Institute of Nuclear Sciences, Belgrade, Serbia
- ^{iv} Also at: Institute of Theoretical Physics, University of Wroclaw, Wroclaw, Poland

Collaboration Institutes

- ¹ A. I. Alikhanyan National Science Laboratory (Yerevan Physics Institute) Foundation, Yerevan, Armenia
- ² Benemérita Universidad Autónoma de Puebla, Puebla, Mexico
- ³ Bogolyubov Institute for Theoretical Physics, Kiev, Ukraine
- ⁴ Bose Institute, Department of Physics and Centre for Astroparticle Physics and Space Science (CAPSS), Kolkata, India
- ⁵ Budker Institute for Nuclear Physics, Novosibirsk, Russia
- ⁶ California Polytechnic State University, San Luis Obispo, California, United States
- ⁷ Central China Normal University, Wuhan, China
- ⁸ Centre de Calcul de l'IN2P3, Villeurbanne, France
- ⁹ Centro de Aplicaciones Tecnológicas y Desarrollo Nuclear (CEADEN), Havana, Cuba
- ¹⁰ Centro de Investigaciones Energéticas Medioambientales y Tecnológicas (CIEMAT), Madrid, Spain
- ¹¹ Centro de Investigación y de Estudios Avanzados (CINVESTAV), Mexico City and Mérida, Mexico
- ¹² Centro Fermi - Museo Storico della Fisica e Centro Studi e Ricerche "Enrico Fermi", Rome, Italy
- ¹³ Chicago State University, Chicago, United States
- ¹⁴ Commissariat à l'Energie Atomique, IRFU, Saclay, France
- ¹⁵ COMSATS Institute of Information Technology (CIIT), Islamabad, Pakistan
- ¹⁶ Departamento de Física de Partículas and IGFAE, Universidad de Santiago de Compostela, Santiago de Compostela, Spain
- ¹⁷ Department of Physics Aligarh Muslim University, Aligarh, India
- ¹⁸ Department of Physics and Technology, University of Bergen, Bergen, Norway
- ¹⁹ Department of Physics, Ohio State University, Columbus, Ohio, United States
- ²⁰ Department of Physics, Sejong University, Seoul, South Korea
- ²¹ Department of Physics, University of Oslo, Oslo, Norway

- 22 Dipartimento di Fisica dell'Università and Sezione INFN, Turin, Italy
- 23 Dipartimento di Fisica dell'Università and Sezione INFN, Cagliari, Italy
- 24 Dipartimento di Fisica dell'Università and Sezione INFN, Trieste, Italy
- 25 Dipartimento di Fisica dell'Università 'La Sapienza' and Sezione INFN, Rome, Italy
- 26 Dipartimento di Fisica e Astronomia dell'Università and Sezione INFN, Catania, Italy
- 27 Dipartimento di Fisica e Astronomia dell'Università and Sezione INFN, Bologna, Italy
- 28 Dipartimento di Fisica e Astronomia dell'Università and Sezione INFN, Padova, Italy
- 29 Dipartimento di Fisica 'E.R. Caianiello' dell'Università and Gruppo Collegato INFN, Salerno, Italy
- 30 Dipartimento di Scienze e Innovazione Tecnologica dell'Università del Piemonte Orientale and Gruppo Collegato INFN, Alessandria, Italy
- 31 Dipartimento Interateneo di Fisica 'M. Merlin' and Sezione INFN, Bari, Italy
- 32 Division of Experimental High Energy Physics, University of Lund, Lund, Sweden
- 33 European Organization for Nuclear Research (CERN), Geneva, Switzerland
- 34 Fachhochschule Köln, Köln, Germany
- 35 Faculty of Engineering, Bergen University College, Bergen, Norway
- 36 Faculty of Mathematics, Physics and Informatics, Comenius University, Bratislava, Slovakia
- 37 Faculty of Nuclear Sciences and Physical Engineering, Czech Technical University in Prague, Prague, Czech Republic
- 38 Faculty of Science, P.J. Šafárik University, Košice, Slovakia
- 39 Frankfurt Institute for Advanced Studies, Johann Wolfgang Goethe-Universität Frankfurt, Frankfurt, Germany
- 40 Gangneung-Wonju National University, Gangneung, South Korea
- 41 Gauhati University, Department of Physics, Guwahati, India
- 42 Helsinki Institute of Physics (HIP) and University of Jyväskylä, Jyväskylä, Finland
- 43 Hiroshima University, Hiroshima, Japan
- 44 Indian Institute of Technology Bombay (IIT), Mumbai, India
- 45 Indian Institute of Technology Indore, Indore, India (IITI)
- 46 Institut de Physique Nucléaire d'Orsay (IPNO), Université Paris-Sud, CNRS-IN2P3, Orsay, France
- 47 Institute for High Energy Physics, Protvino, Russia
- 48 Institute for Nuclear Research, Academy of Sciences, Moscow, Russia
- 49 Nikhef, National Institute for Subatomic Physics and Institute for Subatomic Physics of Utrecht University, Utrecht, Netherlands
- 50 Institute for Theoretical and Experimental Physics, Moscow, Russia
- 51 Institute of Experimental Physics, Slovak Academy of Sciences, Košice, Slovakia
- 52 Institute of Physics, Bhubaneswar, India
- 53 Institute of Physics, Academy of Sciences of the Czech Republic, Prague, Czech Republic
- 54 Institute of Space Sciences (ISS), Bucharest, Romania
- 55 Institut für Informatik, Johann Wolfgang Goethe-Universität Frankfurt, Frankfurt, Germany
- 56 Institut für Kernphysik, Johann Wolfgang Goethe-Universität Frankfurt, Frankfurt, Germany
- 57 Institut für Kernphysik, Technische Universität Darmstadt, Darmstadt, Germany
- 58 Institut für Kernphysik, Westfälische Wilhelms-Universität Münster, Münster, Germany
- 59 Instituto de Ciencias Nucleares, Universidad Nacional Autónoma de México, Mexico City, Mexico
- 60 Instituto de Física, Universidad Nacional Autónoma de México, Mexico City, Mexico
- 61 Institut Pluridisciplinaire Hubert Curien (IPHC), Université de Strasbourg, CNRS-IN2P3, Strasbourg, France
- 62 Joint Institute for Nuclear Research (JINR), Dubna, Russia
- 63 Kirchhoff-Institut für Physik, Ruprecht-Karls-Universität Heidelberg, Heidelberg, Germany

- 64 Korea Institute of Science and Technology Information, Daejeon, South Korea
- 65 KTO Karatay University, Konya, Turkey
- 66 Laboratoire de Physique Corpusculaire (LPC), Clermont Université, Université Blaise Pascal, CNRS–IN2P3, Clermont-Ferrand, France
- 67 Laboratoire de Physique Subatomique et de Cosmologie (LPSC), Université Joseph Fourier, CNRS-IN2P3, Institut Polytechnique de Grenoble, Grenoble, France
- 68 Laboratori Nazionali di Frascati, INFN, Frascati, Italy
- 69 Laboratori Nazionali di Legnaro, INFN, Legnaro, Italy
- 70 Lawrence Berkeley National Laboratory, Berkeley, California, United States
- 71 Lawrence Livermore National Laboratory, Livermore, California, United States
- 72 Moscow Engineering Physics Institute, Moscow, Russia
- 73 National Centre for Nuclear Studies, Warsaw, Poland
- 74 National Institute for Physics and Nuclear Engineering, Bucharest, Romania
- 75 National Institute of Science Education and Research, Bhubaneswar, India
- 76 Niels Bohr Institute, University of Copenhagen, Copenhagen, Denmark
- 77 Nikhef, National Institute for Subatomic Physics, Amsterdam, Netherlands
- 78 Nuclear Physics Institute, Academy of Sciences of the Czech Republic, Řež u Prahy, Czech Republic
- 79 Oak Ridge National Laboratory, Oak Ridge, Tennessee, United States
- 80 Petersburg Nuclear Physics Institute, Gatchina, Russia
- 81 Physics Department, Creighton University, Omaha, Nebraska, United States
- 82 Physics Department, Panjab University, Chandigarh, India
- 83 Physics Department, University of Athens, Athens, Greece
- 84 Physics Department, University of Cape Town and iThemba LABS, National Research Foundation, Somerset West, South Africa
- 85 Physics Department, University of Jammu, Jammu, India
- 86 Physics Department, University of Rajasthan, Jaipur, India
- 87 Physikalisches Institut, Ruprecht-Karls-Universität Heidelberg, Heidelberg, Germany
- 88 Politecnico di Torino, Turin, Italy
- 89 Purdue University, West Lafayette, Indiana, United States
- 90 Pusan National University, Pusan, South Korea
- 91 Research Division and ExtreMe Matter Institute EMMI, GSI Helmholtzzentrum für Schwerionenforschung, Darmstadt, Germany
- 92 Rudjer Bošković Institute, Zagreb, Croatia
- 93 Russian Federal Nuclear Center (VNIIEF), Sarov, Russia
- 94 Russian Research Centre Kurchatov Institute, Moscow, Russia
- 95 Saha Institute of Nuclear Physics, Kolkata, India
- 96 School of Physics and Astronomy, University of Birmingham, Birmingham, United Kingdom
- 97 Sección Física, Departamento de Ciencias, Pontificia Universidad Católica del Perú, Lima, Peru
- 98 Sezione INFN, Bologna, Italy
- 99 Sezione INFN, Padova, Italy
- 100 Sezione INFN, Rome, Italy
- 101 Sezione INFN, Cagliari, Italy
- 102 Sezione INFN, Turin, Italy
- 103 Sezione INFN, Trieste, Italy
- 104 Sezione INFN, Bari, Italy
- 105 Sezione INFN, Catania, Italy
- 106 Nuclear Physics Group, STFC Daresbury Laboratory, Daresbury, United Kingdom
- 107 SUBATECH, Ecole des Mines de Nantes, Université de Nantes, CNRS-IN2P3, Nantes, France
- 108 Suranaree University of Technology, Nakhon Ratchasima, Thailand

- 109 Technical University of Split FESB, Split, Croatia
- 110 The Henryk Niewodniczanski Institute of Nuclear Physics, Polish Academy of Sciences, Cracow, Poland
- 111 The University of Texas at Austin, Physics Department, Austin, TX, United States
- 112 Universidad Autónoma de Sinaloa, Culiacán, Mexico
- 113 Universidade de São Paulo (USP), São Paulo, Brazil
- 114 Universidade Estadual de Campinas (UNICAMP), Campinas, Brazil
- 115 Université de Lyon, Université Lyon 1, CNRS/IN2P3, IPN-Lyon, Villeurbanne, France
- 116 University of Houston, Houston, Texas, United States
- 117 University of Technology and Austrian Academy of Sciences, Vienna, Austria
- 118 University of Tennessee, Knoxville, Tennessee, United States
- 119 University of Tokyo, Tokyo, Japan
- 120 University of Tsukuba, Tsukuba, Japan
- 121 Eberhard Karls Universität Tübingen, Tübingen, Germany
- 122 Variable Energy Cyclotron Centre, Kolkata, India
- 123 V. Fock Institute for Physics, St. Petersburg State University, St. Petersburg, Russia
- 124 Warsaw University of Technology, Warsaw, Poland
- 125 Wayne State University, Detroit, Michigan, United States
- 126 Wigner Research Centre for Physics, Hungarian Academy of Sciences, Budapest, Hungary
- 127 Yale University, New Haven, Connecticut, United States
- 128 Yildiz Technical University, Istanbul, Turkey
- 129 Yonsei University, Seoul, South Korea
- 130 Zentrum für Technologietransfer und Telekommunikation (ZTT), Fachhochschule Worms, Worms, Germany