

# Gluon-induced Higgs-strahlung at next-to-leading order QCD

Lukas Altenkamp<sup>a</sup>, Stefan Dittmaier<sup>a</sup>,  
Robert V. Harlander<sup>b</sup>, Heidi Rzehak<sup>a,c</sup>, Tom J.E. Zirke<sup>b</sup>

<sup>a</sup> *Physikalisches Institut, Albert-Ludwigs-Universität Freiburg,  
D-79104 Freiburg, Germany*

<sup>b</sup> *Fachbereich C, Bergische Universität Wuppertal,  
42097 Wuppertal, Germany*

<sup>c</sup> *TH Division, Physics Department, CERN  
CH-1211 Geneva 23, Switzerland*

## Abstract

Gluon-induced contributions to the associated production of a Higgs and a Z boson are calculated with NLO accuracy in QCD. They constitute a significant contribution to the cross section for this process. The perturbative correction factor ( $K$ -factor) is calculated in the limit of infinite top-quark and vanishing bottom-quark masses. The qualitative similarity of the results to the well-known ones for the gluon-fusion process  $gg \rightarrow H$  allows to conclude that rescaling the LO prediction by this  $K$ -factor leads to a reliable NLO result and realistic error estimate due to missing higher-order perturbative effects. We consider the total inclusive cross section as well as a scenario with a boosted Higgs boson, where the Higgs boson's transverse momentum is restricted to values  $p_{T,H} > 200$  GeV. In both cases, we find large correction factors  $K \approx 2$  in most of the parameter space.

November 2012

# 1 Introduction

With the recent observation of a new particle at the LHC [1,2] and the related evidence at the Tevatron [3], efforts to determine its identity are of highest priority. Among the most important observables are the total and differential cross sections. First measurements of these quantities indicate that the new particle is indeed the long-sought Higgs boson of the Standard Model (SM). In order to definitely confirm or exclude this hypothesis, accurate measurements and corresponding precision calculations of the cross section in the various production modes are required.

The current theoretical knowledge of the SM cross sections is in general quite impressive and documented in Refs. [4,5]. Subject of the current paper is a particular contribution to the so-called Higgs-strahlung process  $pp \rightarrow HV$  ( $V = W, Z$ ). While it has been a major search mode for Higgs bosons at the Tevatron, it used to be considered of minor importance at the LHC due to its small cross section and large background. However, it belongs to the channels that were analysed by the ATLAS and the CMS experiments already with the first data. The signal-to-background ratio for Higgs-strahlung can be significantly enhanced when cutting on events where the Higgs boson is produced at large  $p_{T,H}$  [6].

The leading-order (LO) cross section for this process can be written as a convolution of the cross section for the Drell–Yan process  $pp \rightarrow V^*$  with the decay rate for  $V^* \rightarrow HV$ , where  $V^*$  denotes an off-shell gauge boson of momentum  $k$ :

$$\sigma^{\text{HV,DY}}(pp \rightarrow HV) = \int dk^2 \sigma^{\text{DY}}(pp \rightarrow V^*) \frac{d\Gamma(V^* \rightarrow HV)}{dk^2}. \quad (1)$$

This relation holds exactly through next-to-leading order (NLO) QCD, i.e.  $\mathcal{O}(\alpha_s)$ , and approximately through next-to-next-to-leading order (NNLO). The QCD effects of Eq. (1) are therefore strongly dominated by the Drell–Yan corrections to the cross section  $\sigma^{\text{DY}}$ ; they are known through NNLO QCD for the total HW/HZ cross sections [7–9], and for HW production also differentially [10]. Typical Feynman diagrams for the Drell–Yan type contribution are shown in Fig. 1 (a-f). They contribute to the cross section at order  $g^4 \alpha_s^n$  ( $n = 0, 1, 2$ ) and increase it by about 30% with respect to LO. Here and in what follows,  $\alpha_s = g_s^2/(4\pi)$ , with  $g_s$  the strong and  $g$  the weak coupling constant.

Apart from the Drell–Yan-like QCD corrections at NNLO, there are top-loop-induced contributions such as the ones shown in Fig. 1 (g-j). Their interference with the LO and the real-emission NLO amplitude is of order  $\lambda_t g^3 \alpha_s^2$ , with  $\lambda_t$  the top Yukawa coupling, and their numerical impact is at the percent level [11].

In contrast to the NLO QCD and dominant NNLO QCD corrections, electroweak (EW) corrections do not respect a factorization into Drell–Yan-like production and decay, since irreducible (box) corrections to  $qq^{(\prime)} \rightarrow HV$  already contribute at NLO. The NLO EW corrections have been evaluated in Ref. [12] for the total HV cross sections, where they

amount to  $-(5-10)\%$ , and in Ref. [13] for differential distributions as part of the **HAWK** Monte Carlo program, which fully includes all decays and off-shell effects of the weak boson  $V = W, Z$ . In distributions the EW corrections can grow to  $-(10-20)\%$ . As suggested in Ref. [14], NLO EW and Drell–Yan-like NNLO QCD corrections can be conveniently combined in factorized form, where the EW corrections modify the QCD prediction by a relative correction factor that is rather insensitive to the parton luminosities.

Recently, QCD corrections to the  $H \rightarrow b\bar{b}$  decay have been considered as well [15]. These final-state corrections should be carefully taken into account in the Higgs reconstruction.

In this paper we focus on another type of contribution which is specific to HZ production, namely gluon fusion, mediated by top- and bottom-quark loops. Typical diagrams of this channel are shown in Fig. 2. Owing to the initial-state gluons, it cannot interfere with the LO amplitude and therefore contributes to the cross section at order  $\lambda_t^2 g^2 \alpha_s^2$ . For  $M_H = 125$  GeV, at leading, i.e., one-loop order it amounts to about 4% (6%) of the total Higgs-strahlung cross section at the LHC with 8 TeV (14 TeV) [9]. Since it has no lower-order correspondence, it is separately gauge invariant and IR and UV finite. The two initial-state gluons lead to a rather strong renormalization and factorization scale dependence of about 30%, thus increasing the theoretical uncertainty of the HZ relative to the HW process, where the gg channel does not exist (at this order). Experience from the gluon-fusion process  $gg \rightarrow H$  shows, however, that the LO scale uncertainty drastically underestimates the actual size of the higher-order corrections. Owing to the similarity of the  $gg \rightarrow H$  and the  $gg \rightarrow HZ$  processes in their QCD structure (same initial states and colour structure, both loop-induced), we expect a similar phenomenon in the latter.

The goal of the present paper is to improve on the theory uncertainty of the  $gg \rightarrow HZ$  process by calculating its NLO QCD corrections. Note that they are of order  $\alpha_s^3$  and thus *formally* contribute to the N<sup>3</sup>LO corrections of the Higgs-strahlung process. Technically the described NLO calculation involves massive, multi-scale two-loop diagrams that are beyond present calculational techniques, so that we are forced to employ asymptotic expansions in the limit of a large top-quark mass. We note that the same strategy was already successfully applied to the calculation of NLO corrections to the related process of Higgs pair production via gluon fusion,  $gg \rightarrow HH$  [16].

The paper is organized as follows: In Section 2 we briefly outline the problem, before describing the details of our calculation in Section 3. Our numerical results are discussed in Section 4, and our conclusions given in Section 5.

## 2 Outline of the problem

### 2.1 Leading order

At LO and in covariant  $R_\xi$  gauge, the Feynman diagrams contributing to the gluon-induced Higgs-strahlung process can be divided into three types, shown in Fig. 2:

- (a) Box diagrams for  $gg \rightarrow HZ$ : Only massive quarks run in the loop due to the proportionality to the respective Yukawa coupling. Note, however, that these graphs tend to zero also in the heavy-quark limit.
- (b) Triangle diagrams for  $gg \rightarrow Z^* \rightarrow HZ$ : Owing to Furry's theorem, all contributions from vector couplings compensate each other, so that only the axial-vector coupling of the Z boson needs to be taken into account. Since the axial-vector coupling is proportional to the third component of the weak isospin of the quark ( $\pm\frac{1}{2}$ ), the contribution of a single quark generation vanishes in the equal-mass case. Assuming massless quarks in the first two fermion generations, this leaves a non-vanishing contribution only from the third generation. The amplitudes tend to zero in the heavy-quark limit.

It is interesting to note that only the longitudinal part of the Z-boson propagator contributes, while all contributions of the transverse part vanish. This consequence of the Landau–Yang theorem [17, 18] can be used at NLO to facilitate the calculation significantly, as will be described below.

- (c) Triangle diagrams for  $gg \rightarrow G^0 \rightarrow HZ$ : Only the massive-quark loops contribute here, where  $G^0$  is the would-be Goldstone boson partner to the Z boson. The graphs are both proportional to the respective Yukawa coupling and to the third component of the weak isospin of the quark and tend to a constant in the heavy-quark limit.

While the box diagrams (a) are gauge-parameter independent in the  $R_\xi$  gauge, both the vertices (b) and (c) depend on the gauge-parameter of the Z boson. The sum of (b) and (c) for each quark generation is, of course, gauge-parameter independent.

The full result for the LO amplitudes for the process  $gg \rightarrow HZ$  can be found in Ref. [19]; the hadronic cross section can be easily obtained using the program `vh@nnlo` [9, 20]. We have rederived the LO cross section with the full dependence on the top- and bottom-quark masses as a basic ingredient of our NLO calculation.

### 2.2 Next-to-leading order

The Feynman diagrams for the NLO QCD corrections to the  $gg \rightarrow HZ$  process are obtained from the LO gluon-fusion diagrams shown in Fig. 2 (a-c) by attaching virtual and real gluons and quarks to internal and external quark and gluon lines in all possible ways:

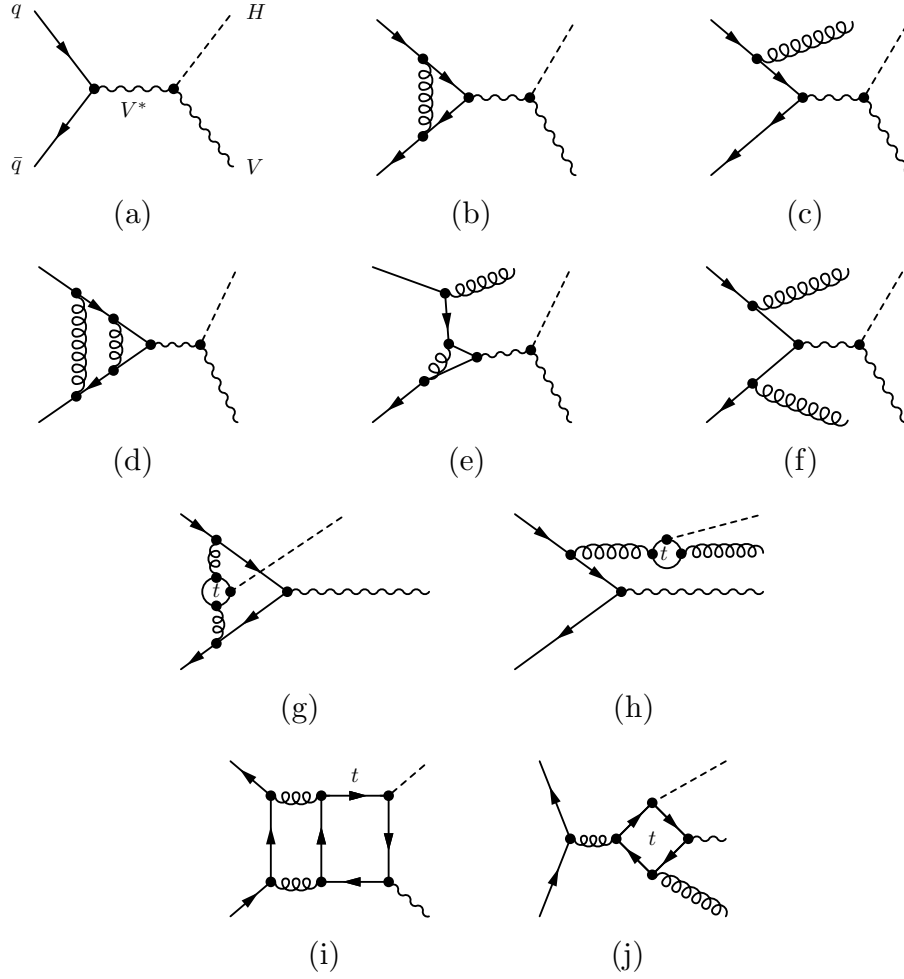


Figure 1: Representative diagrams to hadronic HZ production of Drell–Yan type up to NNLO (a–f) and non-Drell–Yan-like NNLO graphs with Higgs radiation off top-quark loops; both types of corrections (up to NNLO) are *not* considered in this publication.

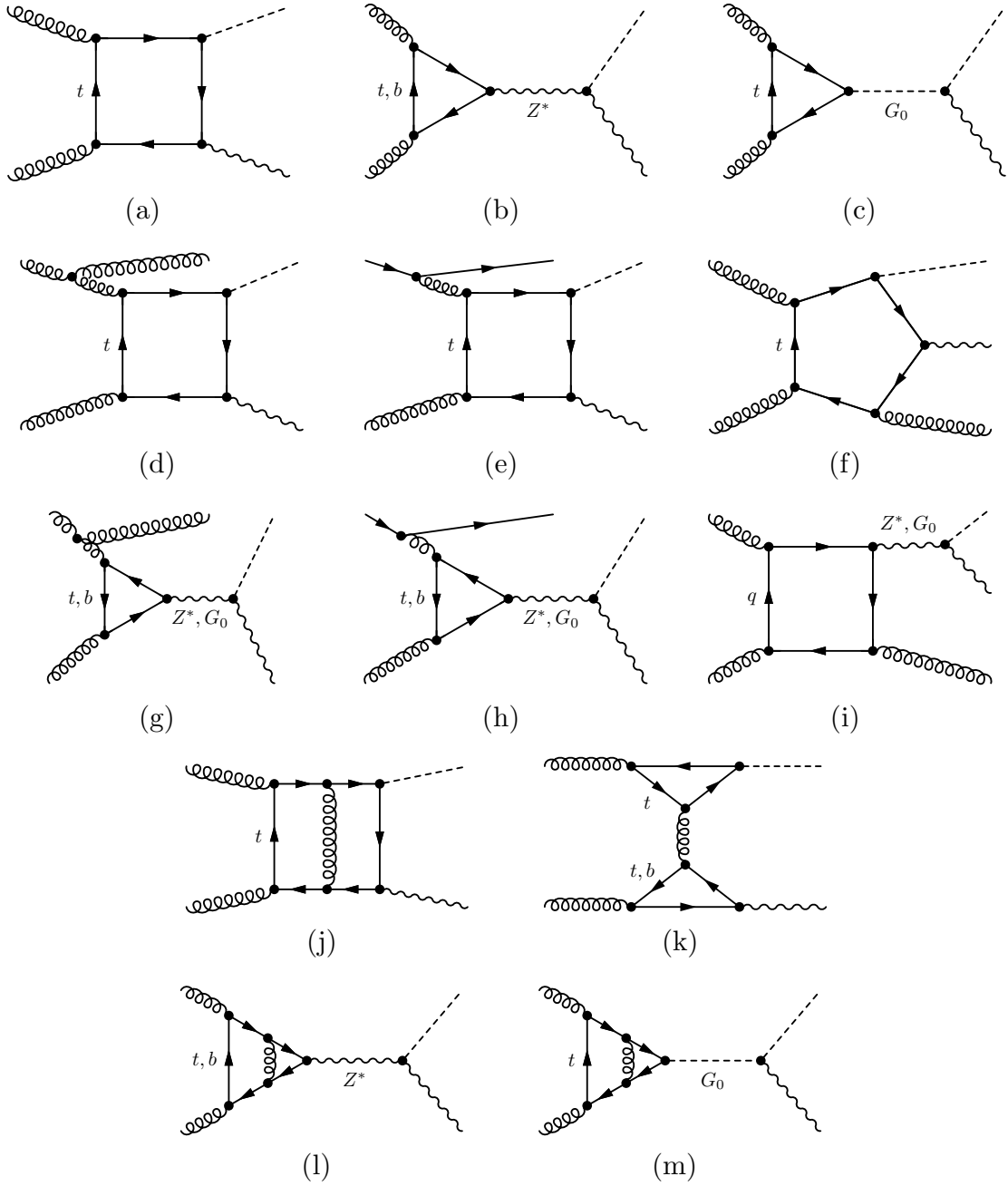


Figure 2: Representative diagrams to hadronic HZ production via quark-loop-induced gluon fusion. It is understood that crossed diagrams have to be taken into account as well.

- For the real corrections, this results in triangle diagrams with two massive external momenta, Fig. 2 (g,h), box diagrams with one or three massive external momenta, Fig. 2 (i) and (d,e), and pentagon diagrams with two massive external momenta, Fig. 2 (f) (counting off-shell gluons as massive lines). Note that Fig. 2 (e) is a crossed version of Fig. 1 (j), for example; as pointed out above, it can interfere at  $\mathcal{O}(\lambda_t g^3 \alpha_s^2)$  with the NLO real-emission Drell–Yan type amplitude, which has already been taken into account in Ref. [11]. In the present paper, we work at  $\mathcal{O}(\lambda_t^2 g^2 \alpha_s^3)$  and need to evaluate the square of such terms.
- For the virtual corrections, we encounter two-loop vertex and box diagrams, Fig. 2 (j,l,m), as well as one-particle-reducible diagrams with two one-loop triangle insertions, Fig. 2 (k).

### 3 Details of the calculation and effective-field-theory approach

While the majority of the integrals could be calculated using well-known techniques, a general result for the massive double-box integrals shown in Fig. 2 (j) is beyond current technology. However, motivated by observations made in Refs. [21–27], for example, we follow a strategy that has been successfully applied to higher-order corrections to Higgs production via gluon fusion. Instead of calculating the Feynman integrals in full generality, we determine the perturbative correction factor

$$K = \frac{\sigma^{\text{NLO}}}{\sigma^{\text{LO}}} \quad (2)$$

in the limit of infinite top-quark and vanishing bottom-quark masses (referred to as “effective theory” in what follows). For the gluon-fusion process, both inclusive and differential, it turns out that this factor is rather insensitive to the top-quark mass effects [21–27]. Using asymptotic expansion of Feynman diagrams [28, 29], the heavy-top limit can be interchanged with the loop integration, which simplifies the calculation enormously.

#### (i) LO amplitude

At LO, the diagrams with top-quark loops reduce to vacuum diagrams (integrals with vanishing external momenta) in the effective theory. Because already at LO the loop integrals are UV divergent, some care is needed in the calculation of the Dirac traces that involve the matrix  $\gamma_5$ . Both at LO and NLO, we consistently use the ’t Hooft–Veltman scheme [30, 31], where  $\gamma_5$  anticommutes with the first four, but commutes with all other Dirac matrices. In practice, we insert  $\gamma_5 = -\frac{i}{4!} \epsilon_{\mu\nu\rho\sigma} \gamma^\mu \gamma^\nu \gamma^\rho \gamma^\sigma$  ( $\epsilon^{0123} = +1$ ), keep the  $\epsilon$ -tensor outside of the  $D$ -dimensional integration, and project onto four dimensions only after all divergent terms have cancelled among each other.

The result for the LO amplitude  $\mathcal{M}_0$  and its polarization- and colour-averaged square is

$$\begin{aligned}\mathcal{M}_0 &= -\frac{\alpha_s \alpha}{s_w^2 c_w^2 M_Z} \delta^{ab} \epsilon(\varepsilon_1, \varepsilon_2, p_1, p_2) \frac{p_H \cdot \varepsilon_Z^*}{\hat{s}}, \\ |\overline{\mathcal{M}_0}|^2 &= \frac{\alpha_s^2 \alpha^2}{256 s_w^4 c_w^4 M_Z^2} \lambda(\hat{s}, M_H^2, M_Z^2),\end{aligned}\tag{3}$$

with  $M_H$  the Higgs mass and  $M_Z$  the Z mass,  $\alpha$  and  $\alpha_s$  the electromagnetic and the strong coupling constants,  $s_w^2 = 1 - c_w^2$  the sine of the weak mixing angle, and  $\lambda(a, b, c) = a^2 + b^2 + c^2 - 2ab - 2ac - 2bc$ . In Eq. (3) we make use of the momentum assignment  $g^a(p_1) + g^b(p_2) \rightarrow H(p_H) + Z(p_Z)$ , with  $a, b$  denoting colour indices and  $\hat{s} = (p_1 + p_2)^2$  the usual Mandelstam variable. The polarization vectors  $\varepsilon_i(p_i)$  ( $i = 1, 2$ ) correspond to the respective incoming gluons, and  $\varepsilon_Z^*(p_Z)$  to the outgoing Z boson. The shorthand  $\epsilon(\varepsilon_1, \varepsilon_2, p_1, p_2)$  stands for the contraction of the  $\epsilon$ -tensor with the 4-vectors in the argument.

(ii) *NLO virtual corrections*

The large-mass expansion [28, 29], formulated in terms of the “method of regions”, states that the loop integrand is to be Taylor-expanded in all relevant regions of loop momenta, and the final result of each diagram is the sum over all those expansions. If a single internal mass  $m$  is considered large, a loop momentum  $q_i^\mu$  can either be large,  $|q_i^\mu| \sim m$ , or small,  $|q_i^\mu| \ll m$ , while external momenta  $p_i^\mu$  are always small,  $|p_i^\mu| \ll m$ . In this way, the virtual NLO (two-loop) diagrams with top-quark loops reduce to either massive two-loop vacuum integrals or products of massless one-loop triangles with massive one-loop vacuum integrals. As a result of the large-mass expansion, all one-particle irreducible two-loop graphs involving top-quark loops vanish, except for the ones with corrections to the  $ggG^0$  vertex. Note that the latter as well as the axial vector part of the  $ggZ$  vertex each receive an anomalous counterterm [32] to restore chiral symmetry in the massless-quark limit in the ’t Hooft–Veltman scheme [30, 31] for  $\gamma_5$ , in the following denoted as  $\delta Z_5^P$  and  $\delta Z_5^A$ , respectively.

Since we set  $m_q = 0$  for  $q \neq t$  both in the propagators and in the Yukawa couplings, the set of diagrams to be evaluated with internal massless quarks does not contain any two-loop box diagrams. The only genuine two-loop integrals with non-vanishing external momentum are three-point functions as the one shown in Fig. 2 (1). As their LO counterparts at one loop, their contribution to the cross section vanishes when working in Landau gauge, where the Z propagator  $D_{\mu\nu}(k)$  is proportional to the polarization sum  $\sum_\lambda$  for a physical vector particle  $Z^*$  of mass  $k^2$ ,

$$D^{\mu\nu}(k) \propto -g^{\mu\nu} + \frac{k^\mu k^\nu}{k^2} = \sum_\lambda \varepsilon_{(\lambda)}^\mu(k) \varepsilon_{(\lambda)}^\nu(k)^*.\tag{4}$$

The  $ggZ^*$  subamplitude therefore corresponds to the decay of a massive into two massless vector particles which is forbidden due to the Landau–Yang theorem [17, 18].



In summary, the one-particle-irreducible two-loop diagrams comprise only non-vanishing contributions from top-quark loops in the  $ggG^0$  vertex and massless quark loops in the  $ggZ^*$  vertex. Since the contribution of the latter vanishes in Landau gauge for the Z boson, the genuine two-loop calculation is particularly simple in that gauge. It is, however, instructive to inspect the situation in general  $R_\xi$  gauge for the Z boson as well, a task that is pursued in the Appendix.

The reducible two-loop graphs involve the product of the one-loop induced  $gg^*H$  and  $gg^*Z$  vertices and can be calculated with conventional one-loop techniques. These graphs by themselves form a gauge-invariant, UV-finite and IR-finite subset of diagrams.

In practice, we have performed two completely independent calculations of all loop contributions. Version 1 follows basically the strategy described in Ref. [16] for the related process of scalar–pseudoscalar Higgs-boson pair production. Here the Feynman diagrams are generated with the program FEYNARTS [33], and the large-mass expansion of the diagrams involving top-quark loops is performed by inhouse MATHEMATICA routines. The calculation is carried out in Landau gauge, so that no two-loop diagrams with massless-quark loops contribute. In the second calculation, the diagrams are generated by QGRAF [34] and expanded using EXP/Q2E [35, 36]. The massive two-loop vacuum integrals resulting from top-quark loops are calculated using MATAD [37]. This calculation is carried out both in Landau and in unitarity gauge. In the latter, the Goldstone bosons are absent, but massless-quark loops contribute to the  $ggZ^*$  vertex; these graphs are calculated with the program MINT [38]. While the results of the two different calculations in Landau gauge are in mutual agreement term by term, for the calculation in unitarity gauge only the full result agrees (after the renormalization procedure).

Including all required counterterms, the virtual contribution is given by<sup>1</sup>

$$\sigma_{virt} = \int dPS_2 \left[ |\overline{\mathcal{M}_0(\epsilon)}|^2 (1 + 2\delta Z + \delta_{CS}) + 2\text{Re} \left\{ \overline{\mathcal{M}_1(\epsilon)} \mathcal{M}_0(\epsilon)^* \right\} \right], \quad (5)$$

where  $\mathcal{M}_0(\epsilon)$  is the LO amplitude in  $D = 4 - 2\epsilon$  dimensions,  $\mathcal{M}_1(\epsilon)$  the amplitude of the virtual corrections at NLO, and  $dPS_2$  denotes the 2-particle phase-space element. We renormalize the strong coupling in the  $\overline{MS}$  scheme assuming  $n_f = 6$  flavours, and the top-quark mass in the on-shell scheme. Note that the renormalization factor is gauge

---

<sup>1</sup>Note that we consistently suppress terms involving  $\ln 4\pi$  and  $\gamma_E$ , which accompany poles in  $\epsilon$ , because they cancel in the UV-finite result as usual.

dependent; in Landau gauge, it is

$$\begin{aligned}
\delta Z &= Z_g^2 Z_3 Z_m^{-2\epsilon} Z_5^P - 1 \\
&= 2\delta Z_g + \delta Z_3 - 2\epsilon\delta Z_m + \delta Z_5^P, \\
\delta Z_g &= \frac{\alpha_s}{\pi} \left( -\frac{11}{6}C_A + \frac{2}{3}T_R n_f \right) \frac{1}{4\epsilon}, \\
\delta Z_3 &= -\frac{\alpha_s}{\pi} T_R \frac{1}{3} \left( \frac{1}{\epsilon} + \ln \left( \frac{\mu^2}{m_t^2} \right) \right), \\
\delta Z_m &= -\frac{\alpha_s}{\pi} \left( C_F \frac{3}{4\epsilon} + \mathcal{O}(1) \right), \\
\delta Z_5^P &= -2\frac{\alpha_s}{\pi} C_F,
\end{aligned} \tag{6}$$

where  $C_F = \frac{4}{3}$ ,  $T_R = \frac{1}{2}$ , and  $C_A = 3$  are the QCD colour factors. In unitarity gauge, the mass counterterm  $\delta Z_m$  is absent, but  $\delta Z_5^A = -\frac{\alpha_s}{\pi} C_F$  [32] is needed for the ggZ vertex instead of  $\delta Z_5^P$ .

The term  $\delta_{\text{CS}}$ ,

$$\begin{aligned}
\delta_{\text{CS}} &= \frac{\alpha_s}{\pi} \left( \frac{\mu^2}{\hat{s}} \right)^\epsilon \left[ C_A \left( \frac{1}{\epsilon^2} - \frac{\pi^2}{3} \right) + \left( \frac{1}{\epsilon} + 1 \right) \left( \frac{11}{6}C_A - \frac{2}{3}T_R n_l \right) \right. \\
&\quad \left. + \left( \frac{67}{18} - \frac{\pi^2}{6} \right) C_A - \frac{10}{9}T_R n_l \right] \left( 1 - \frac{\pi^2}{12}\epsilon^2 \right),
\end{aligned} \tag{7}$$

in Eq. (5) needs to be added according to the dipole subtraction method [39], where  $n_l = 5$  denotes the number of light flavours.

In order to be consistent with the currently available PDF sets, we express our final result in terms of  $\alpha_s^{(5)}$ , the strong coupling with five active flavours using the matching relation [40]

$$\alpha_s^{(5)}(\mu) = \alpha_s^{(6)}(\mu) \left[ 1 + \frac{\alpha_s^{(6)}(\mu)}{\pi} \left( -\frac{1}{6} \ln \left( \frac{\mu^2}{m_t^2} \right) \right) + \mathcal{O}(\alpha_s^2) \right], \tag{8}$$

so that the logarithmic dependence on  $m_t$  vanishes. This procedure is equivalent to decoupling the top quark in the  $\alpha_s$  renormalization by subtraction of the top-quark loop in the gluon self energy at zero-momentum transfer, instead of using the  $\overline{\text{MS}}$  prescription. In the remainder of this paper, we set  $\alpha_s \equiv \alpha_s^{(5)}$ .

Inserting the QCD colour factors, the final result for the virtual contribution can be written as

$$\sigma_{\text{virt}} = \left[ 1 + \frac{\alpha_s(\mu)}{\pi} \left( \frac{164}{9} + \frac{23}{6} \ln \left( \frac{\mu^2}{\hat{s}} \right) \right) \right] \sigma_{\text{LO}} + \sigma_{(\text{virt,red})}, \tag{9}$$

where

$$\sigma_{\text{LO}} = \int d\text{PS}_2 |\overline{\mathcal{M}}_0|^2, \tag{10}$$

(cf. Eq. (3)) and  $\sigma_{(\text{virt,red})}$  denotes the contribution from the type of reducible diagrams shown in Fig. 2 (k). It is not proportional to  $\sigma_{\text{LO}}$ ; as a function of the partonic Mandelstam variables  $\hat{s} = (p_1 + p_2)^2$ ,  $\hat{t} = (p_1 - p_Z)^2$ , and  $\hat{u} = (p_1 - p_H)^2$ , it reads

$$\begin{aligned}
\sigma_{(\text{virt,red})} = & \int d\text{PS}_2 \left(\frac{\alpha_s}{\pi}\right)^3 \frac{\alpha^2 \pi^2}{768 s_w^4 c_w^4 M_Z^4} \frac{1}{\hat{s} - M_Z^2} \\
& \times \left\{ \left( \hat{s} M_Z^2 M_H^2 + \hat{s} M_Z^4 - \hat{s}^2 M_H^2 - 2 \hat{s}^2 M_Z^2 + \hat{s}^3 \right) \right. \\
& \times \left( -2 + \ln\left(\frac{-\hat{u}}{M_Z^2}\right) \frac{M_Z^2}{\hat{u} - M_Z^2} + \ln\left(\frac{-\hat{t}}{M_Z^2}\right) \frac{M_Z^2}{\hat{t} - M_Z^2} \right) \\
& + \left( -\hat{s} M_Z^2 M_H^2 + \hat{s} M_Z^4 + \hat{s}^2 M_H^2 - 2 \hat{s}^2 M_Z^2 + \hat{s}^3 \right) \\
& \left. \times \left( \frac{-M_Z^2}{\hat{t} - M_Z^2} + \frac{-M_Z^2}{\hat{u} - M_Z^2} + \ln\left(\frac{-\hat{u}}{M_Z^2}\right) \frac{M_Z^4}{(\hat{u} - M_Z^2)^2} + \ln\left(\frac{-\hat{t}}{M_Z^2}\right) \frac{M_Z^4}{(\hat{t} - M_Z^2)^2} \right) \right\}. \tag{11}
\end{aligned}$$

(iii) *NLO real corrections*

The real corrections are induced by the partonic channels  $gg \rightarrow \text{HZ}g$ ,  $gq \rightarrow \text{HZ}q$ ,  $g\bar{q} \rightarrow \text{HZ}\bar{q}$ , and  $q\bar{q} \rightarrow \text{HZ}g$ , where in the channels involving external quarks only the squares of the diagrams with closed quark loops are taken into account. At first sight, the most complicated one-loop diagrams are pentagon graphs with a top-quark loop. However, in the large-top-mass limit, these graphs vanish. The algebraically most complicated diagrams are the box graphs with external  $Z^*ggg$  fields; they are the only ones that receive contributions from the vector-coupling of the Z boson, while all other diagrams (summed in pairs of opposite charge flow in the loop) depend only on the Z-boson axial-vector coupling.

The actual calculation of the diagrams can be performed using standard one-loop calculational techniques and has been carried out in three completely independent ways. The first approach builds on graphs from FEYNARTS 1.0 [33] and reduces or expands the full amplitudes with inhouse MATHEMATICA routines, which produce output in the form of FORTRAN code. The occurring one-loop tensor and scalar integrals are numerically evaluated with the (not yet public) library COLLIER that is based on the results of Refs. [41–46]. The second calculation is based on the program packages FEYNARTS 3.2 [47] and FORM-CALC/LOOPTOOLS [48, 49], as far as the calculation of one-loop graphs is concerned that do not involve top-quark loops. The large-mass expansion of the top-quark loops here again is carried out using inhouse routines (independent from the ones of version 1).

The third approach again uses the QGRAF/EXP/Q2E/MATAD-setup for the generation and expansion of the diagrams and the evaluation of the massive vacuum diagrams. The calculation of the massless triangle and box diagrams is performed by an extended version of the FORM [50] routine previously used in Ref. [11], which implements algebraic Passarino-

Veltman reduction [42] and analytic results of the scalar integrals given in Ref. [51]. Here we explicitly verified the gauge invariance of the result with respect to the Z propagator as well as to the external gluons. For the latter, we assumed a general axial gauge, where the polarization sum reads

$$\sum_{\lambda} \varepsilon_{(\lambda)}^{\mu,a}(p_i) \varepsilon_{(\lambda)}^{\nu,b}(p_i) = \delta^{ab} \left( -g^{\mu\nu} + \frac{p_i^{\mu} n^{\nu} + p_i^{\nu} n^{\mu}}{p_i \cdot n} \right) \quad (i = 1, 2, 3) \quad (12)$$

with an arbitrary light-like vector  $n$  which drops out in the squared amplitude.

All real-emission channels contain IR singularities in their integration over phase space. More precisely,  $gg \rightarrow \text{HZ}g$  becomes IR singular if the emitted gluon becomes soft or collinear to one of the incoming gluons. The other channels involve only collinear singularities. The separation of the IR singularities in the phase-space integration is achieved using the standard dipole subtraction method [39], where an auxiliary cross section is subtracted from the full real-emission part and added back after an analytical integration (in  $D$  dimensions) over the one-particle emission phase that contains the IR singularity (cf. Eq. (7)).

## 4 Numerical results

### 4.1 Input values

We use the following input parameters:

$$\begin{aligned} M_Z &= 91.1876 \text{ GeV}, & M_W &= 80.399 \text{ GeV}, & G_{\mu} &= 1.16637 \cdot 10^{-5} \text{ GeV}^{-2}, \\ m_b &= 4.75 \text{ GeV}, & m_t &= 172 \text{ GeV}. \end{aligned} \quad (13)$$

In the effective-theory approximation, we set  $m_t \rightarrow \infty$  and  $m_b = 0$ , as discussed above. For the electromagnetic coupling constant  $\alpha$  we employ the  $G_{\mu}$  scheme, where the coupling constant is defined as

$$\alpha = \frac{\sqrt{2} G_{\mu} M_W^2 s_w^2}{\pi}, \quad s_w^2 = 1 - c_w^2 = 1 - \frac{M_W^2}{M_Z^2}. \quad (14)$$

As the default PDF sets, we use MSTW2008(N)LO [52] when evaluating a (N)LO quantity. The corresponding input values for the strong coupling are given by  $\alpha_s^{\text{LO}}(M_Z) = 0.13939$  ( $\alpha_s^{\text{NLO}}(M_Z) = 0.12018$ ). The running of  $\alpha_s$  is performed to the order under consideration:

$$\mu^2 \frac{d\alpha_s}{d\mu^2} = - \sum_{l=0}^n \alpha_s^{l+2} \beta_l, \quad (15)$$

with  $n = 0$  ( $n = 1$ ) at LO (NLO). Both the PDFs and the  $\alpha_s$  evolution are implemented with the help of the LHAPDF library [53].

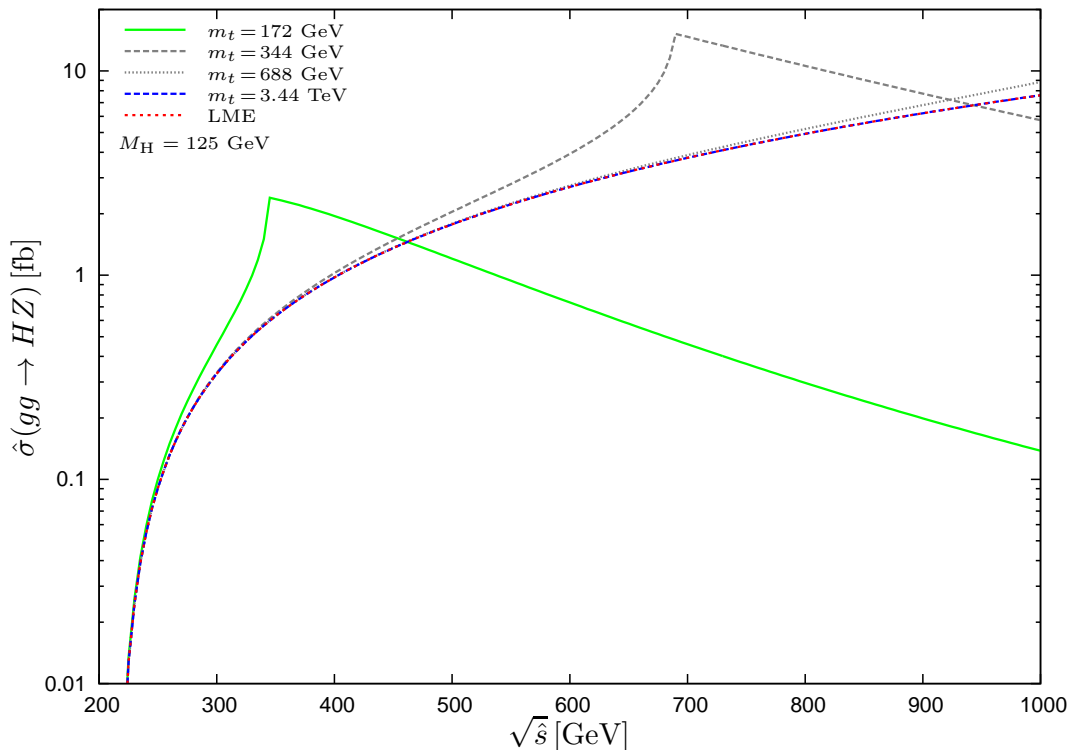


Figure 3: Comparison of the LO partonic cross section in the effective (labelled “LME”) and the full theory for various, partly hypothetical values of the top-quark mass. The curve for  $m_t = 3.44$  TeV cannot be distinguished from the LME result.

Our default choice for the renormalization and the factorization scales  $\mu_R$  and  $\mu_F$  is the invariant mass of the HZ system:

$$\mu_0 = \sqrt{(p_H + p_Z)^2}. \quad (16)$$

## 4.2 Leading-order considerations

In order to get an idea about the quality of the effective theory, we show some studies at LO before presenting our NLO results. Figure 3 shows the partonic cross section both for the exact top-mass dependence and in the effective theory. The exact result exhibits a kink at the top-quark pair threshold  $\sqrt{\hat{s}} = 2m_t = 344$  GeV which clearly cannot be reproduced by the effective-theory approach. For larger values of  $\sqrt{\hat{s}}$ , we do not expect an expansion in  $1/m_t$  to converge. In fact, higher-order terms in this expansion would most likely worsen the prediction in the region of larger  $\sqrt{\hat{s}}$ .

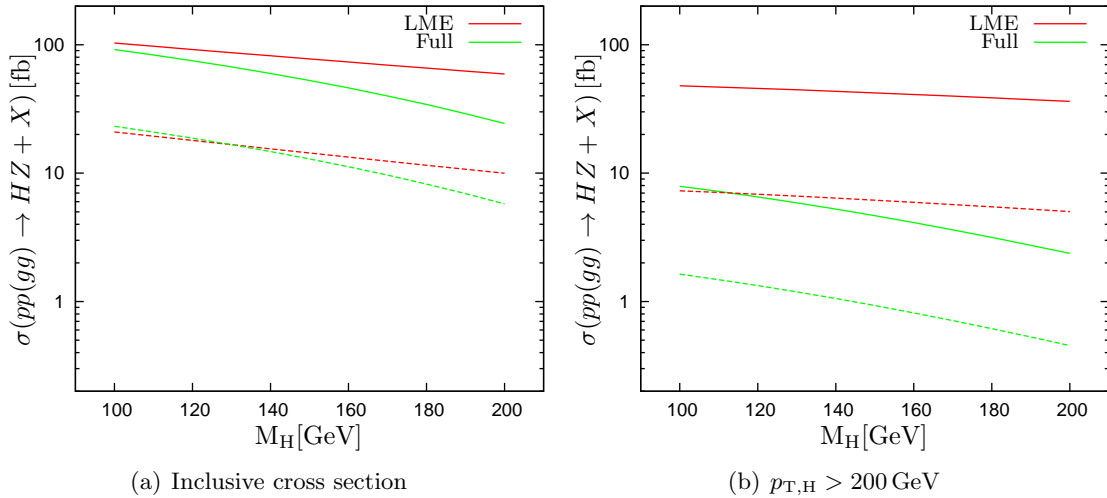


Figure 4: Comparison of the LO hadronic cross section in the effective and the full theory for  $\sqrt{s} = 8$  TeV (dashed) and 14 TeV (solid).

Taking into account the kinematical constraint  $\sqrt{\hat{s}} > M_H + M_Z$ , the region where the effective theory is nominally applicable shrinks to zero for  $M_H > 2m_t - M_Z \approx 253$  GeV. Figure 4(a) compares the total inclusive LO hadronic cross section at 8 TeV and 14 TeV when the full top- and bottom-mass dependence is taken into account to the effective-theory result. The behaviour is expected from the considerations above: The effective theory works better for smaller Higgs masses, agreeing to the full results within 2% (25%) for 8 TeV (14 TeV) at  $M_H = 125$  GeV. Note that the PDFs suppress the contribution from larger  $\hat{s}$ , thus emphasising the region where the  $1/m_t$  expansion converges. For larger values of  $M_H$ , the effective-theory approximation deteriorates; at  $M_H = 200$  GeV, the deviation to the full result is 74% (143%) for 8 TeV (14 TeV).

The situation becomes more problematic in the boosted regime which we study by imposing a lower cut on the Higgs' transverse momentum, requiring  $p_{T,H} > 200$  GeV, see Fig. 4(b). In this case, the minimal value for  $\sqrt{\hat{s}}$  is already above the top-quark threshold when  $M_H = 100$  GeV. Consequently, the direct application of the effective-theory approximation is off by almost a factor of five to ten, which is clearly unacceptable.

A direct evaluation of the NLO contribution in the effective theory is therefore not possible. However, in Refs. [21–27] it was shown for the process  $gg \rightarrow H$  at NLO and NNLO that the perturbative *correction factor*, defined at NLO in Eq. (2), depends only very weakly on the top-quark mass. To some degree, this holds even far outside the convergence region of the heavy-top expansion, as long as only the leading term in  $1/m_t$  is taken into account. Motivated by this observation, we move on to NLO and present our results in the next

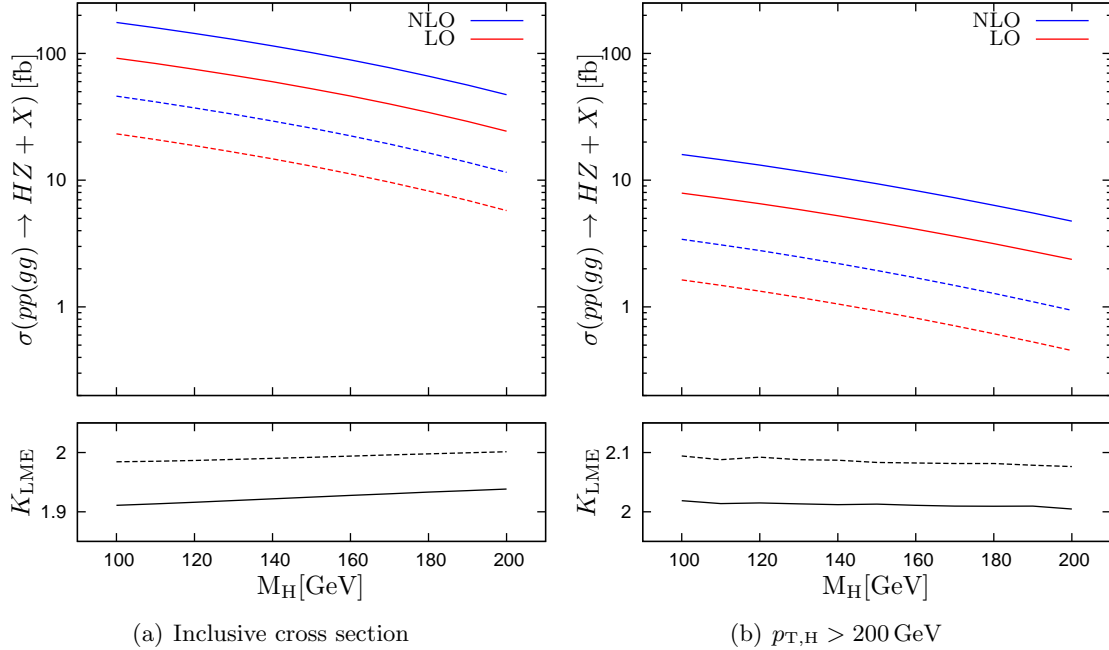


Figure 5: NLO hadronic cross section as obtained by using Eq. (17) (upper), and NLO  $K$ -factor (lower) for  $\sqrt{s} = 8$  TeV (dashed) and 14 TeV (solid).

section.

### 4.3 Next-to-leading order results

#### 4.3.1 Correction factor

As outlined above, we evaluate the NLO hadronic cross section by rescaling the full LO result by the perturbative  $K$ -factor calculated in the effective theory:

$$\begin{aligned}
 \sigma_{\text{approx}}^{\text{NLO}}(m_t, m_b) &= \sigma^{\text{LO}}(m_t, m_b) K(m_t \rightarrow \infty, m_b = 0) \\
 &= \frac{\sigma^{\text{LO}}(m_t, m_b)}{\sigma^{\text{LO}}(m_t \rightarrow \infty, m_b = 0)} \sigma^{\text{NLO}}(m_t \rightarrow \infty, m_b = 0).
 \end{aligned}
 \tag{17}$$

Since we are aiming at a NLO quantity, it actually might be more appropriate to evaluate the formally LO cross sections in Eq. (17) with NLO PDFs. We checked that the effect of this is much smaller than the uncertainty due to variations of the renormalization and factorization scale, which is why we stick to LO PDFs in  $\sigma^{\text{LO}}$ .

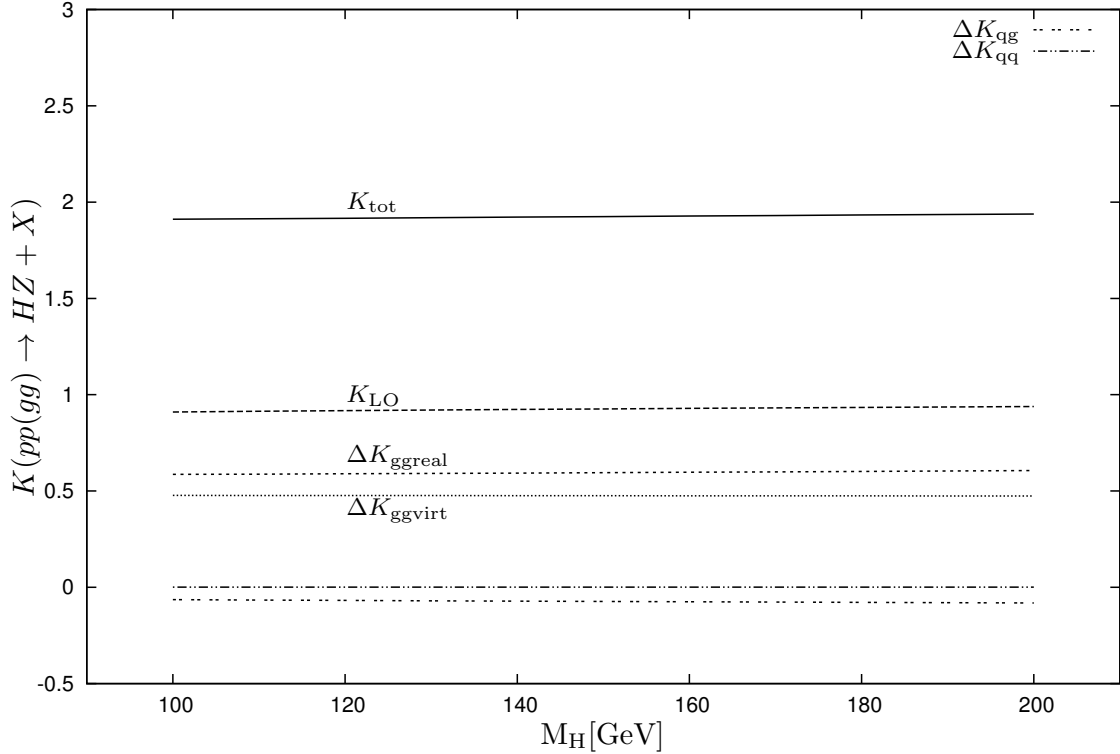


Figure 6: Individual contributions to the NLO hadronic  $K$ -factor at  $\sqrt{s} = 14$  TeV as described in the main text.

Figure 5 shows the gluon-induced cross section obtained in this way for  $\sqrt{s} = 8$  TeV and  $\sqrt{s} = 14$  TeV hadronic centre-of-mass energy, together with the corresponding perturbative correction factor  $K$ . Part (a) of Fig. 5 shows the total inclusive cross section, while in part (b) the boosted scenario with  $p_{T,H} > 200$  GeV is shown. In both cases, we observe a  $K$ -factor of the order of two, almost independent of  $M_H$ , with a slight increase towards lower centre-of-mass energies. This behaviour is very similar to the one observed for gluon-induced single-Higgs [21–27] and Higgs pair production [16]. The correction even slightly exceeds the well-known correction factor for  $gg \rightarrow H$ .

A breakdown into individual contributions to  $K$  is shown in Fig. 6 for the total inclusive cross section at  $\sqrt{s} = 14$  TeV:

- $K_{\text{LO}}$  — change of PDF sets from LO to NLO
- $\Delta K_{\text{ggvirt}}$  — virtual corrections including integrated dipole terms according to Ref. [39]
- $\Delta K_{\text{ggreal}}$  — correspondingly regularized real corrections



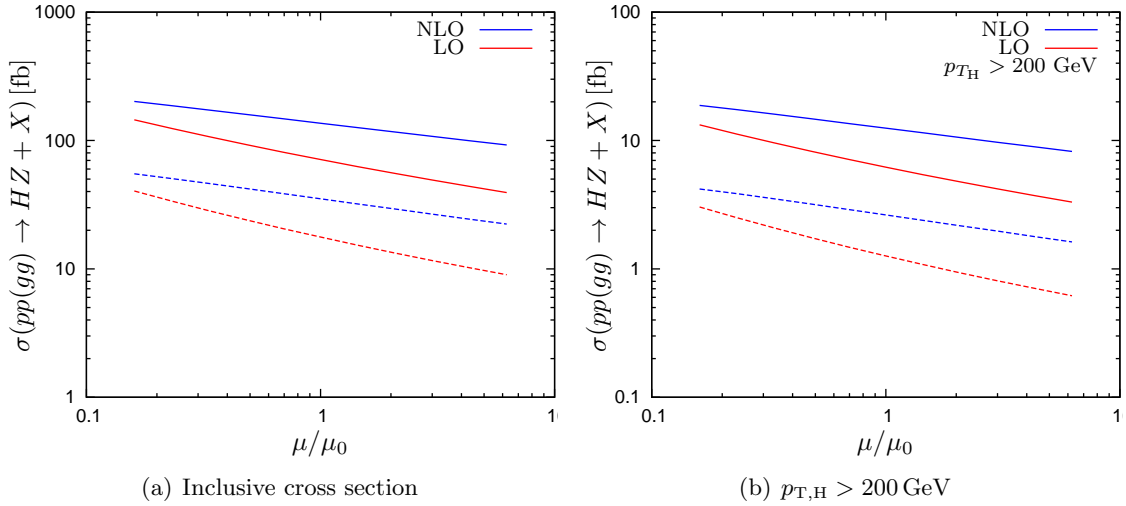


Figure 7: Scale dependence of the hadronic LO and NLO cross section for  $\sqrt{s} = 8$  TeV (dashed) and 14 TeV (solid). The renormalization and factorization scales are varied simultaneously around the central scale  $\mu_0 = \sqrt{(p_H + p_Z)^2}$ . The Higgs mass is set to  $M_H = 125$  GeV.

- $\Delta K_{qg}, \Delta K_{q\bar{q}}$  — contributions from  $qg$  and  $q\bar{q}$  initial states

The sum of all these terms results in  $K_{\text{tot}}$ , the total  $K$ -factor.

### 4.3.2 Residual scale uncertainty

As described in the introduction, the LO scale dependence for this purely gluon-induced process is quite large. NLO corrections typically decrease this uncertainty. Let us recall the situation in the gluon-fusion process  $gg \rightarrow H$ , however: For the LO result, the usually adopted scale variation by a factor of two around the central scale leads to a gross underestimation of the size of the higher-order effects. At NLO, the scale uncertainty is not significantly smaller than at LO, but it does provide a good estimate of the NNLO effects. Consistently, inclusion of the NNLO corrections leads to a significant reduction of the scale uncertainty.

Expecting a similar behaviour for the  $gg \rightarrow HZ$  process, it is not surprising to see the result shown in Fig. 7: Both for the inclusive and the boosted scenario the scale dependence decreases from more than 100% at LO to 60% at NLO when the renormalization and factorization scales are varied simultaneously by a factor of six around their central value  $\mu_0$ , see Eq. (16). As for the process  $gg \rightarrow H$ , the behaviour in  $\mu/\mu_0$  is strictly monotonous,

and the LO and NLO curves do not intersect. Therefore, a preferred value for  $\mu_F$  and  $\mu_R$  cannot be deduced from these plots. The radiative corrections increase with  $\mu/\mu_0$ , so there is a slight tendency towards choosing smaller values of  $\mu$ . Nevertheless, in our numerical analysis we stick to the “natural” value  $\mu_0$  as the central choice.

Note that, also similar to what is observed in  $gg \rightarrow H$ , variation by a factor of two would not lead to any overlap between the LO and the NLO predictions.

The similarity between the processes  $gg \rightarrow H$  and  $gg \rightarrow HZ$  suggests that the NLO error estimate due to scale variation is quite reliable for the process  $gg \rightarrow HZ$ . In order to take into account the fact that the effective theory is expected to work not quite as well in  $gg \rightarrow HZ$  as in  $gg \rightarrow H$ , we determine this uncertainty by varying  $\mu$  within a factor of three rather than two around the central value  $\mu_0$ . The numerical results are listed in Table 1.

### 4.3.3 Total inclusive cross section

In this section we provide the most up-to-date numbers for the total inclusive cross section for the Higgs-strahlung process at the LHC with 8 and 14 TeV, including

- NNLO Drell–Yan terms  $\sigma^{\text{HV,DY}}$  of order  $g^4\alpha_s^n$  ( $n = 0, 1, 2$ ) [7–9];
- electroweak corrections which are applied as an overall factor to the Drell–Yan terms [12, 14];
- top-loop-induced corrections of order  $\mathcal{O}(\lambda_t g^3 \alpha_s^2)$  [11];
- gluon-induced terms of order  $\lambda_t^2 g^2 \alpha_s^n$  ( $n = 2, 3$ );  $n = 3$  corresponds to the newly calculated terms of this paper.

For the non-gluon-fusion part of the cross section, the scale variation is obtained by using the MSTW2008NNLO PDF set and varying  $\mu_F$  and  $\mu_R$  independently within the interval  $(\mu_R, \mu_F)/M_H \in [1/3, 3] \times [1/3, 3]$ , which results in a cross section interval  $[\sigma_{\text{no-gg}}^{(-)}, \sigma_{\text{no-gg}}^{(+)})$ . The central value of the total cross section is then obtained as

$$\sigma_{\text{central}} = \frac{1}{2} \left[ \sigma_{\text{no-gg}}^{(+)} + \sigma_{\text{gg}}^{(+)} + \sigma_{\text{no-gg}}^{(-)} + \sigma_{\text{gg}}^{(-)} \right], \quad (18)$$

where  $\sigma_{\text{gg}}^{(\pm)}$  are the boundaries of the scale uncertainty interval of the gluon-induced component which can be obtained from Table 1. Accordingly, the scale uncertainty is calculated as

$$\Delta_{\text{scale}} = \left[ \sigma_{\text{no-gg}}^{(+)} + \sigma_{\text{gg}}^{(+)} - \sigma_{\text{no-gg}}^{(-)} - \sigma_{\text{gg}}^{(-)} \right] / (2\sigma_{\text{central}}). \quad (19)$$

$\sqrt{s}$ [TeV]	$M_H$ [GeV]	$\sigma_{gg}^{\text{LO}}$ [fb]	$\sigma_{gg}^{\text{NLO}}$ [fb]
no $p_{T,H}$ cut			
8	115	$19.8^{+61\%}_{-34\%}$	$39.3^{+32\%}_{-24\%}$
8	120	$18.7^{+61\%}_{-34\%}$	$37.2^{+32\%}_{-24\%}$
8	125	$17.7^{+61\%}_{-34\%}$	$35.1^{+32\%}_{-24\%}$
8	130	$16.7^{+61\%}_{-34\%}$	$33.1^{+32\%}_{-24\%}$
14	115	$79.1^{+51\%}_{-31\%}$	$152^{+27\%}_{-21\%}$
14	120	$75.1^{+51\%}_{-31\%}$	$144^{+27\%}_{-21\%}$
14	125	$71.1^{+51\%}_{-31\%}$	$136^{+27\%}_{-21\%}$
14	130	$67.2^{+51\%}_{-31\%}$	$129^{+27\%}_{-21\%}$
$p_{T,H} > 200$ GeV			
8	115	$1.41^{+65\%}_{-36\%}$	$2.94^{+34\%}_{-25\%}$
8	120	$1.33^{+65\%}_{-36\%}$	$2.79^{+33\%}_{-26\%}$
8	125	$1.26^{+65\%}_{-36\%}$	$2.63^{+34\%}_{-25\%}$
8	130	$1.19^{+65\%}_{-36\%}$	$2.48^{+33\%}_{-25\%}$
14	115	$6.86^{+55\%}_{-32\%}$	$13.8^{+29\%}_{-22\%}$
14	120	$6.53^{+55\%}_{-32\%}$	$13.1^{+28\%}_{-22\%}$
14	125	$6.19^{+55\%}_{-32\%}$	$12.5^{+29\%}_{-22\%}$
14	130	$5.87^{+55\%}_{-32\%}$	$11.8^{+29\%}_{-22\%}$

Table 1: Cross sections of HZ production via gluon fusion for LHC energies in the range of phenomenologically preferred  $M_H$  values. The scale uncertainty is given in percent. The latter results from a rescaling of  $\mu_R = \mu_F$  by factors of 3 and 1/3 relative to  $\mu_0$ .

$\sqrt{s}$ [TeV]	$M_H$ [GeV]	$\sigma$ [pb]	$\Delta_{\text{scale}}$ [%]	$\Delta_{\text{PDF}+\alpha_s}$ [%]	$\Delta_{\text{total}}$ [%]
pp $\rightarrow$ HW					
8	115	0.926	$\pm 0.6$	$\pm 2.3$	$\pm 2.9$
8	120	0.805	$\pm 0.6$	$\pm 2.5$	$\pm 3.1$
8	125	0.705	$\pm 0.6$	$\pm 2.3$	$\pm 3.0$
8	130	0.617	$\pm 0.7$	$\pm 2.4$	$\pm 3.1$
14	115	1.97	$\pm 0.6$	$\pm 2.0$	$\pm 2.6$
14	120	1.73	$\pm 0.7$	$\pm 1.8$	$\pm 2.5$
14	125	1.52	$\pm 0.7$	$\pm 2.2$	$\pm 2.9$
14	130	1.34	$\pm 0.6$	$\pm 2.0$	$\pm 2.6$
pp $\rightarrow$ HZ					
8	115	0.540	$\pm 2.6$	$\pm 2.4$	$\pm 5.0$
8	120	0.475	$\pm 2.8$	$\pm 2.4$	$\pm 5.1$
8	125	0.419	$\pm 2.9$	$\pm 2.4$	$\pm 5.3$
8	130	0.371	$\pm 3.1$	$\pm 2.3$	$\pm 5.4$
14	115	1.24	$\pm 3.5$	$\pm 1.8$	$\pm 5.3$
14	120	1.10	$\pm 3.7$	$\pm 1.6$	$\pm 5.3$
14	125	0.983	$\pm 3.9$	$\pm 1.6$	$\pm 5.4$
14	130	0.880	$\pm 4.0$	$\pm 1.9$	$\pm 5.9$

Table 2: Total inclusive cross section for the processes pp  $\rightarrow$  HW and pp  $\rightarrow$  HZ. The latter includes the newly calculated NLO gluon-induced terms. The evaluation of the scale and PDF+ $\alpha_s$  uncertainties is described in the main text.

The influence of the newly evaluated NLO gluon-induced terms on the overall PDF+ $\alpha_s$  uncertainty is rather small, since this contribution comprises only about 5% of the total cross section, and will be neglected. Therefore, we base the estimate of the PDF+ $\alpha_s$  uncertainty solely on what is currently contained in `vh@nnlo` (i.e., LO gluon-induced terms *are* taken into account). Following the PDF4LHC recommendations [54] by using the NNLO PDF sets from MSTW2008 [52], CT10 [55], and NNPDF23 [56], we obtain a cross section interval  $[\sigma_{\text{PDF}+\alpha_s}^{(-)}, \sigma_{\text{PDF}+\alpha_s}^{(+)})$  and calculate the resulting uncertainty as

$$\Delta_{\text{PDF}+\alpha_s} = \frac{\sigma_{\text{PDF}+\alpha_s}^{(+)} - \sigma_{\text{PDF}+\alpha_s}^{(-)}}{\sigma_{\text{PDF}+\alpha_s}^{(+)} + \sigma_{\text{PDF}+\alpha_s}^{(-)}}. \quad (20)$$

Our results are shown in Table 2. We find that the NLO gluon-induced terms calculated in this paper increase the central values of the HZ cross section by about 4% (7%) at

8 TeV (14 TeV). Since the  $K$ -factor for these terms is of the order of two, and their scale uncertainty decreases by roughly the same factor when going from LO to NLO (see Table 1), the overall scale uncertainty on the total inclusive cross section remains almost unaffected by the inclusion of the new terms. For completeness, we also include updated numbers for HW production in Table 2, even though they are not affected by the NLO gluon-fusion terms calculated in this paper.

As a side remark, we note that the PDF+ $\alpha_s$  uncertainties of Table 2 are significantly smaller than in Ref. [11]. This is due to the use of only NNLO PDF sets in this newer version, while the previous numbers were based on a rescaling of the NNLO MSTW2008 uncertainty by the NLO PDF error. For HW production, also the scale uncertainty is slightly smaller in Table 2 than in Ref. [11]. This is because these previous numbers were obtained by linearly adding uncertainties of the “top-induced” terms to the rest, while here we vary the scale in both contributions simultaneously. For the HZ cross section, this is overcompensated by the uncertainty of the NLO gluon-fusion component, see above.

## 5 Conclusions

The gluon-induced corrections to the Higgs-strahlung process have been calculated through NLO, i.e.  $\mathcal{O}(\alpha_s^3)$ . The perturbative correction factor is obtained in the limit  $m_t \rightarrow \infty$  and  $m_b = 0$ , and then used to rescale the full LO cross section in order to obtain a prediction for the NLO result. The behaviour of the perturbative series and the residual scale variation are found to be comparable to the gluon-fusion processes of single-Higgs and Higgs pair production. The success of the effective-field-theory approach in describing corrections to single-Higgs productions, where exact calculations for higher-order corrections are available, gives confidence in a reliable prediction of the theoretical uncertainty due to higher-order effects for gluon-induced HZ production.

Numerical results were provided for current and future LHC energies, both for the fully inclusive cross section and for boosted Higgs kinematics. We use these results in order to provide the most up-to-date predictions for the hadronic Higgs-strahlung process at relevant collider energies. The large corrections on the gluon-induced terms, combined with their large scale uncertainty, increases the overall uncertainty on the total HZ cross section by about 1%.

In the near future, the results will be included in the publically available numerical program `vh@nnlo`.

## Appendix

### Treating $gg \rightarrow HZ$ via the anomaly relation

In this appendix we sketch yet another way to calculate the genuine two-loop part upon employing various tricks, such as the Landau–Yang theorem [17,18], the Adler–Bell–Jackiw (ABJ) anomaly relation [57], and the Adler–Bardeen theorem [58], in order to reduce the calculation to a much simpler massless one-loop calculation. For definiteness we employ the conventions of Ref. [59] for the SM parameters and Feynman rules.

In Section 3 we explained that the LO and NLO virtual amplitudes for the process  $gg \rightarrow HZ$  have the following properties:

- Non-vanishing contributions originate only from loops of vertex types  $ggZ$ ,  $ggG^0$ , and  $ggH$ , as illustrated in Fig. 2(b,c,k,l,m), while all graphs with more than three external legs attached to the loop vanish or compensate each other for  $m_t \rightarrow \infty$  and  $m_{q \neq t} = 0$ .
- At NLO the loop-induced  $ggH$  vertex is only relevant at the one-loop level within reducible diagrams like the one shown in Fig. 2(k). Owing to their simplicity we do not consider those reducible diagrams in the following.
- When the  $ggZ$  vertex is attached to an intermediate  $Z$  propagator, and only in this case two-loop diagrams of this vertex become relevant, the Landau–Yang theorem implies that only the longitudinal part of the  $Z$  propagator contributes.

Thus, the contribution of one-particle-irreducible (1PI) diagrams, i.e. the graphs in Fig. 2(b,c,l,m), to the matrix elements  $\mathcal{M}_n$  ( $n = 0, 1$ ) is given by

$$\begin{aligned} \mathcal{M}_n^{1\text{PI}}(\epsilon) &= \epsilon_1^\mu \epsilon_2^\nu G_{\mu\nu\rho}^{g^a g^b Z}(p_1, p_2, -k) D_\xi^{\rho\sigma}(k) \frac{eM_Z}{s_w c_w} \epsilon_{Z,\sigma}^* \\ &\quad - i \epsilon_1^\mu \epsilon_2^\nu G_{\mu\nu}^{g^a g^b G^0}(p_1, p_2, -k) D_\xi(k) \frac{e}{2s_w c_w} (p_Z + 2p_H)^\sigma \epsilon_{Z,\sigma}^*, \end{aligned} \quad (21)$$

where we use an obvious notation for the external polarization vectors  $\epsilon_1, \epsilon_2, \epsilon_Z^*$  for the two incoming gluons and the outgoing  $Z$  boson,  $a, b$  are the gluonic colour indices,  $k = p_1 + p_2$  is the momentum of the intermediate  $Z$  or  $G^0$  lines,  $G_{\mu\nu\rho}^{g^a g^b Z}(p_1, p_2, -k)$  and  $G_{\mu\nu}^{g^a g^b G^0}(p_1, p_2, -k)$  are the amputated Green functions for the  $ggZ/G^0$  vertices, and  $D_\xi^{\rho\sigma}(k)$  and  $D_\xi(k)$  are the  $Z/G^0$  propagators in the general  $R_\xi$  gauge,

$$D_\xi^{\rho\sigma}(k) = \frac{-i(g^{\rho\sigma} - \frac{k^\rho k^\sigma}{k^2})}{k^2 - M_Z^2} - i \frac{k^\rho k^\sigma}{k^2} \frac{\xi}{k^2 - \xi M_Z^2}, \quad D_\xi(k) = \frac{i}{k^2 - \xi M_Z^2}. \quad (22)$$

Inserting the latter into Eq. (21) and exploiting the fact that the transversal part of  $D_\xi^{\rho\sigma}(k)$  (first term in Eq. (22)) does not contribute, we obtain

$$\begin{aligned} \mathcal{M}_n^{1\text{PI}}(\epsilon) &= -\frac{e}{s_w c_w} \frac{(p_H \cdot \epsilon_Z^*)}{\hat{s} - \xi M_Z^2} \epsilon_1^\mu \epsilon_2^\nu \\ &\times \left[ i k^\rho G_{\mu\nu\rho}^{g^a g^b Z}(p_1, p_2, -k) \frac{\xi M_Z}{\hat{s}} - G_{\mu\nu}^{g^a g^b G^0}(p_1, p_2, -k) \right], \end{aligned} \quad (23)$$

where we have used  $k = p_Z + p_H$ ,  $p_Z \cdot \epsilon_Z^* = 0$ , and  $k^2 = \hat{s}$ . The terms in square brackets can be simplified using the well-known form of the ABJ anomaly.

To this end, we recall that the ABJ anomaly relation for the axial current  $j_{f,5}^\mu = \bar{\psi}_f \gamma^\mu \gamma_5 \psi_f$  and the pseudo-scalar operator  $p_{f,5} = \bar{\psi}_f \gamma_5 \psi_f$  for a quark  $q$  reads

$$\partial_\mu j_{q,5}^\mu = 2im_q p_{q,5} - \frac{\alpha_s}{4\pi} F_{\mu\nu}^a \tilde{F}^{a,\mu\nu}, \quad (24)$$

where  $\tilde{F}^{a,\mu\nu} = \frac{1}{2} \epsilon^{\mu\nu\rho\sigma} F_{\rho\sigma}^a$  is the dual of the gluonic field-strength tensor  $F^{a,\mu\nu}$ . Eq. (24) is an operator relation, valid for bare quantities, expressing chiral symmetry. The Adler–Bardeen theorem [58] states that it is correct to all orders in regularization schemes that respect chiral symmetry. In regularizations that are not chirally symmetric, Eq. (24) has to be restored by extra counterterms from evanescent operators. For the 't Hooft–Veltman  $\gamma_5$  scheme [30,31], which is employed in our calculation, these are the counterterms  $\delta Z_5^A$  and  $\delta Z_5^P$  calculated in Ref. [32] and already used in Section 3. The relevant momentum-space Feynman rules for the composite operators  $j_{q,5}^\mu$ ,  $p_{q,5}$ , and  $F\tilde{F}$  are given by

$$(25)$$

The dotted line in the Feynman rules indicate that the momentum  $p$  flows into the vertex. The operator  $F\tilde{F}$  induce Feynman rules with three and four gluon lines as well, but those will not contribute in the following. The fermionic Feynman rules are related to the couplings of  $Z/G^0$  to the quark:

$$Z^\mu \bar{q}q : -\frac{ieI_{w,q}^3}{2s_w c_w} \gamma^\mu \gamma_5 + \text{vector part}, \quad G^0 \bar{q}q : -\frac{eI_{w,q}^3}{s_w} \gamma_5, \quad (26)$$

where  $I_{w,q}^3$  is the third component of the weak isospin of  $q$ .

Now we can make contact with the Green functions  $G^{g^a g^b Z}$  and  $G^{g^a g^b G^0}$  introduced above. Since we consider only QCD corrections, in the relevant graphs the couplings of the external

$Z/G^0$  lines to an internal quark line represent the only electroweak coupling in the  $ggZ/G^0$  vertex functions. These electroweak couplings can be interpreted as the insertions of the operators  $j_{q,5}^\mu$  and  $p_{q,5}$ , because the vector part of the  $Z$  coupling does not contribute, as explained in Section 2. Thus, we obtain

$$\begin{aligned} G_{\mu\nu\rho}^{g^a g^b Z} &= \sum_q G_{\mu\nu\rho}^{g^a g^b Z} \Big|_q, & G_{\mu\nu\rho}^{g^a g^b Z} \Big|_q &= -\frac{ieI_{w,q}^3}{2s_w c_w} G_{\mu\nu\rho}^{g^a g^b j_{q,5}}, \\ G_{\mu\nu}^{g^a g^b G^0} &= \sum_q G_{\mu\nu}^{g^a g^b G^0} \Big|_q, & G_{\mu\nu}^{g^a g^b G^0} \Big|_q &= -\frac{eI_{w,q}^3}{s_w c_w} \frac{m_q}{M_Z} G_{\mu\nu}^{g^a g^b p_{q,5}}, \end{aligned} \quad (27)$$

which is valid up to NLO QCD, where  $G_{\mu\nu\rho}^{g^a g^b Z/G^0} \Big|_q$  denotes the contributions induced by closed loops with quark  $q$ . Using this relation, Eq. (24) implies:

$$ip^\rho G_{\mu\nu\rho}^{g^a g^b Z}(p_1, p_2, p) \Big|_q = -M_Z G_{\mu\nu}^{g^a g^b G^0}(p_1, p_2, p) \Big|_q + \frac{ieI_{w,q}^3}{2s_w c_w} \frac{\alpha_s}{4\pi} G_{\mu\nu}^{g^a g^b (F\bar{F})}(p_1, p_2, p), \quad (28)$$

where we have restored the arguments of the incoming momenta. Keeping in mind that  $p = -k$ , we thus can write the contribution of closed  $q$ -loops to  $\mathcal{M}_n^{1PI}(\epsilon)$  in Eq. (23) in two different ways:

$$\begin{aligned} \mathcal{M}_n^{1PI}(\epsilon) \Big|_q &= \frac{e}{s_w c_w} \frac{(p_H \cdot \varepsilon_Z^*)}{\hat{s}} \varepsilon_1^\mu \varepsilon_2^\nu \\ &\times \left[ G_{\mu\nu}^{g^a g^b G^0}(p_1, p_2, -k) \Big|_q + \frac{ieI_{w,q}^3}{2s_w c_w} \frac{\alpha_s}{4\pi} \frac{\xi M_Z}{\hat{s} - \xi M_Z^2} G_{\mu\nu}^{g^a g^b (F\bar{F})}(p_1, p_2, -k) \right], \\ &= \frac{e}{s_w c_w} \frac{(p_H \cdot \varepsilon_Z^*)}{M_Z \hat{s}} \varepsilon_1^\mu \varepsilon_2^\nu \\ &\times \left[ ik^\rho G_{\mu\nu\rho}^{g^a g^b Z}(p_1, p_2, -k) \Big|_q + \frac{ieI_{w,q}^3}{2s_w c_w} \frac{\alpha_s}{4\pi} \frac{\hat{s}}{\hat{s} - \xi M_Z^2} G_{\mu\nu}^{g^a g^b (F\bar{F})}(p_1, p_2, -k) \right]. \end{aligned} \quad (29)$$

Now we exploit our approximation of  $m_t \rightarrow \infty$  and  $m_{q \neq t} = 0$ , which implies  $k^\rho G_{\mu\nu\rho}^{g^a g^b Z} \Big|_t = 0$  and  $G_{\mu\nu}^{g^a g^b G^0} \Big|_{q \neq t} = 0$ . The former result is taken from our diagrammatical large-mass expansion, the latter is a trivial consequence of the vanishing Yukawa couplings of the massless quarks. For the top quark we take the second form of the last equation of Eq. (29) and for the other quarks the first, and obtain

$$\begin{aligned} \mathcal{M}_n^{1PI}(\epsilon) &= \frac{e}{s_w c_w} \frac{(p_H \cdot \varepsilon_Z^*)}{\hat{s}} \varepsilon_1^\mu \varepsilon_2^\nu \left[ \sum_{q \neq t} \frac{ieI_{w,q}^3}{2s_w c_w} \frac{\alpha_s}{4\pi} \frac{\xi M_Z}{\hat{s} - \xi M_Z^2} G_{\mu\nu}^{g^a g^b (F\bar{F})}(p_1, p_2, -k) \right. \\ &\quad \left. + \frac{ieI_{w,t}^3}{2s_w c_w} \frac{\alpha_s}{4\pi} \frac{\hat{s}}{\hat{s} - \xi M_Z^2} G_{\mu\nu}^{g^a g^b (F\bar{F})}(p_1, p_2, -k) \right] \\ &= \frac{i\alpha\alpha_s}{4s_w^2 c_w^2} \frac{(p_H \cdot \varepsilon_Z^*)}{M_Z \hat{s}} \varepsilon_1^\mu \varepsilon_2^\nu G_{\mu\nu}^{g^a g^b (F\bar{F})}(p_1, p_2, -k), \end{aligned} \quad (30)$$



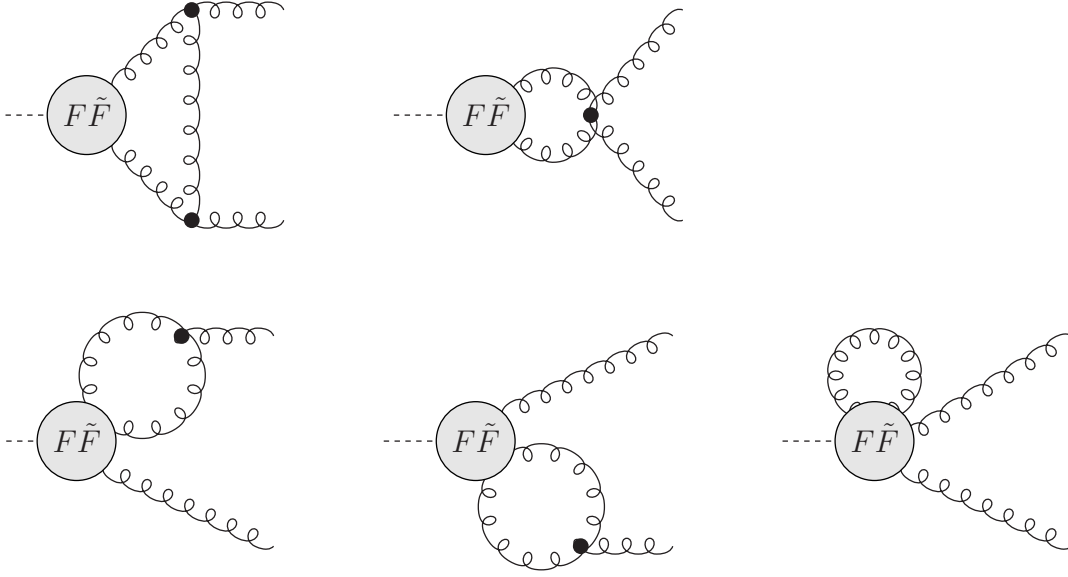


Figure 8: NLO QCD diagrams for the Green function  $G^{g^a g^b(F\tilde{F})}$ .

where the dependence on the gauge parameter  $\xi$  cancels, as it should be. For the LO matrix element, the Green function  $G^{g^a g^b(F\tilde{F})}$  just has to be replaced by the Feynman rule for the  $F\tilde{F}$  operator with two external gluon legs, yielding

$$\mathcal{M}_0 = -\delta^{ab} \frac{\alpha\alpha_s}{s_w^2 c_w^2 M_Z} \frac{(p_H \cdot \varepsilon_Z^*)}{\hat{s}} \epsilon(\varepsilon_1, \varepsilon_2, p_1, p_2) \quad (31)$$

in agreement with Eq. (3). The NLO QCD corrections to  $G^{g^a g^b(F\tilde{F})}$  are induced by the diagrams shown in Fig. 8. The actual calculation of these one-loop diagrams is very simple. For on-shell gluons only the first two diagrams contribute and yield

$$\mathcal{M}_1^{\text{1PI, virt}}(\epsilon) = \frac{3\alpha_s}{2\pi} \left[ 2 - \hat{s}C_0(\hat{s}, 0, 0, 0, 0, 0) \right] \mathcal{M}_0, \quad (32)$$

where  $C_0$  is the one-loop scalar 3-point integral in the convention of Refs. [44–46] (see e.g. Ref. [60] for the explicit result). This is the unrenormalized result for the virtual correction which still has to be renormalized. As stated above, the anomaly equation (24) is valid for bare quantities, so that the  $F\tilde{F}$  term receives renormalization contributions from  $\alpha_s$  and the gluon field. Since in our case only the two-gluon contribution of  $F\tilde{F}$  is relevant, we get the simple factorizing contribution to the NLO amplitude,

$$\mathcal{M}_1^{\text{1PI, ct}}(\epsilon) = (2\delta Z_g + \delta Z_3) \mathcal{M}_0. \quad (33)$$

Combining the renormalized virtual amplitude  $\mathcal{M}_1^{\text{1PI, virt}} + \mathcal{M}_1^{\text{1PI, ct}}$  with the contribution  $\delta_{\text{CS}}$ , see Eq. (7), of the Catani–Seymour  $I$ -operator of the subtraction function yields the 1PI part of the correction to the cross section, as given in Eq. (9) by first term on the r.h.s.

## Acknowledgements

We would like to thank O. Brein and W. Kilgore for useful communication. This work was supported by DFG, contract HA 2990/5-1, the Helmholtz Alliance “Physics at the Terascale”.

## References

- [1] G. Aad *et al.* [ATLAS Collaboration], “Observation of a new particle in the search for the Standard Model Higgs boson with the ATLAS detector at the LHC,” *Phys. Lett. B* **716** (2012) 1, [arXiv:1207.7214].
- [2] S. Chatrchyan *et al.* [CMS Collaboration], “Observation of a new boson at a mass of 125 GeV with the CMS experiment at the LHC,” *Phys. Lett. B* **716** (2012) 30, [arXiv:1207.7235].
- [3] T. Aaltonen *et al.* [CDF and D0 Collaborations], “Evidence for a particle produced in association with weak bosons and decaying to a bottom-antibottom quark pair in Higgs boson searches at the Tevatron,” *Phys. Rev. Lett.* **109** (2012) 071804, [arXiv:1207.6436].
- [4] S. Dittmaier *et al.* [LHC Higgs Cross Section Working Group Collaboration], “Handbook of LHC Higgs cross sections: 1. inclusive observables,” [arXiv:1101.0593].
- [5] S. Dittmaier *et al.* [LHC Higgs Cross Section Working Group Collaboration], “Handbook of LHC Higgs cross sections: 2. differential distributions,” [arXiv:1201.3084].
- [6] J.M. Butterworth, A.R. Davison, M. Rubin, and G.P. Salam, “Jet substructure as a new Higgs search channel at the LHC,” *Phys. Rev. Lett.* **100** (2008) 242001, [arXiv:0802.2470].
- [7] R. Hamberg, W.L. van Neerven, and T. Matsuura, “A complete calculation of the order  $\alpha_s^2$  correction to the Drell-Yan K factor,” *Nucl. Phys. B* **359** (1991) 343, (E) *ibid.* **B 644** (2002) 403.
- [8] R.V. Harlander and W.B. Kilgore, “Next-to-next-to-leading order Higgs production at hadron colliders,” *Phys. Rev. Lett.* **88** (2002) 201801, [hep-ph/0201206].
- [9] O. Brein, A. Djouadi, and R. Harlander, “NNLO QCD corrections to the Higgs-strahlung processes at hadron colliders,” *Phys. Lett. B* **579** (2004) 149, [hep-ph/0307206].

- [10] G. Ferrera, M. Grazzini, and F. Tramontano, “Associated WH production at hadron colliders: a fully exclusive QCD calculation at NNLO,” *Phys. Rev. Lett.* **107** (2011) 152003, [[arXiv:1107.1164](#)].
- [11] O. Brein, R. Harlander, M. Wiesemann, and T. Zirke, “Top-Quark mediated effects in hadronic Higgs-Strahlung,” [[arXiv:1111.0761](#)], *Eur. Phys. J. C* **72** (2012) 1868.
- [12] M.L. Ciccolini, S. Dittmaier, and M. Krämer, “Electroweak radiative corrections to associated WH and ZH production at hadron colliders,” *Phys. Rev. D* **68** (2003) 073003, [[hep-ph/0306234](#)].
- [13] A. Denner, S. Dittmaier, S. Kallweit, and A. Mück, “Electroweak corrections to Higgsstrahlung off W/Z bosons at the Tevatron and the LHC with HAWK,” *JHEP* **1203** (2012) 075, [[arXiv:1112.5142](#)].
- [14] O. Brein, M. Ciccolini, S. Dittmaier, A. Djouadi, R. Harlander, and M. Krämer, “Precision calculations for associated WH and ZH production at hadron colliders,” [[hep-ph/0402003](#)], in: K.A. Assamagan *et al.*, [[hep-ph/0406152](#)].
- [15] A. Banfi, J. Cancino, and J. Cancino, “Implications of QCD radiative corrections on high- $p_T$  Higgs searches,” [[arXiv:1207.0674](#)].
- [16] S. Dawson, S. Dittmaier, and M. Spira, “Neutral Higgs-boson pair production at hadron colliders: QCD corrections,” *Phys. Rev. D* **58** (1998) 115012, [[hep-ph/9805244](#)].
- [17] L.D. Landau, *Dokl. Akad. Nauk.* **60** (1948) 207.
- [18] C.-N. Yang, “Selection rules for the dematerialization of a particle into two photons,” *Phys. Rev.* **77** (1950) 242.
- [19] B.A. Kniehl, “Associated production of Higgs and Z bosons from gluon fusion in hadron collisions,” *Phys. Rev. D* **42** (2253) 1990.
- [20] O. Brein, R.V. Harlander, and T.J.E. Zirke, “`vh@nnlo`: a program to evaluate hadronic Higgs-Strahlung at next-to-next-to-leading order,” [[arXiv:1210.5347](#)].
- [21] M. Spira, A. Djouadi, D. Graudenz, and P.M. Zerwas, “Higgs boson production at the LHC,” *Nucl. Phys. B* **453** (1995) 17, [[hep-ph/9504378](#)].
- [22] M. Krämer, E. Laenen, and M. Spira, “Soft gluon radiation in Higgs boson production at the LHC,” *Nucl. Phys. B* **511** (1998) 523, [[hep-ph/9611272](#)].
- [23] R.V. Harlander, H. Mantler, S. Marzani, and K.J. Ozeren, “Higgs production in gluon fusion at next-to-next-to-leading order QCD for finite top mass,” *Eur. Phys. J. C* **66** (2010) 359, [[arXiv:0912.2104](#)].

- [24] R.V. Harlander and K.J. Ozeren, “Top mass effects in Higgs production at next-to-next-to-leading order QCD: virtual corrections,” *Phys. Lett.* **B 679** (2009) 467, [arXiv:0907.2997].
- [25] A. Pak, M. Rogal, and M. Steinhauser, “Finite top quark mass effects in NNLO Higgs boson production at LHC,” *JHEP* **1002** (2010) 025, [arXiv:0911.4662].
- [26] A. Pak, M. Rogal, and M. Steinhauser, “Production of scalar and pseudo-scalar Higgs bosons to next-to-next-to-leading order at hadron colliders,” *JHEP* **1109** (2011) 088, [arXiv:1107.3391].
- [27] R.V. Harlander, T. Neumann, K.J. Ozeren, and M. Wiesemann, “Top-mass effects in differential Higgs production through gluon fusion at order  $\alpha_s^4$ ,” *JHEP* **1208** (2012) 139, [arXiv:1206.0157].
- [28] V.A. Smirnov, “Applied asymptotic expansions in momenta and masses,” *Springer Tracts Mod. Phys.* **177** (2002) 1.
- [29] V.A. Smirnov, “Asymptotic expansions in momenta and masses and calculation of Feynman diagrams,” *Mod. Phys. Lett.* **A 10** (1995) 1485, [hep-th/9412063].
- [30] G. 't Hooft and M.J.G. Veltman, “Regularization and renormalization of gauge fields,” *Nucl. Phys.* **B 44** (1972) 189.
- [31] P. Breitenlohner and D. Maison, “Dimensional renormalization and the action principle,” *Comp. Phys. Commun.* **52** (1977) 11.
- [32] S.A. Larin, “The renormalization of the axial anomaly in dimensional regularization,” *Phys. Lett.* **B 303** (1993) 113, [hep-ph/9302240].
- [33] J. Küblbeck, M. Böhm, and A. Denner, “FeynArts: Computer algebraic generation of Feynman graphs and amplitudes,” *Comp. Phys. Commun.* **60** (1990) 165.
- [34] P. Nogueira, “Automatic Feynman graph generation,” *J. Comp. Phys.* **105** (1993) 279.
- [35] R. Harlander, T. Seidensticker, and M. Steinhauser, “Corrections of  $\mathcal{O}(\alpha\alpha_s)$  to the decay of the  $Z$  boson into bottom quarks,” *Phys. Lett.* **B 426** (1998) 125, [hep-ph/9712228].
- [36] T. Seidensticker, “Automatic application of successive asymptotic expansions of Feynman diagrams,” [hep-ph/9905298].
- [37] M. Steinhauser, “MATAD: a program package for the computation of massive tadpoles,” *Comp. Phys. Commun.* **134** (2001) 335, [hep-ph/0009029].

- [38] R.V. Harlander, “Virtual corrections to  $gg \rightarrow H$  to two loops in the heavy top limit,” *Phys. Lett.* **B 492** (2000) 74, [hep-ph/0007289].
- [39] S. Catani and M.H. Seymour, “A general algorithm for calculating jet cross sections in NLO QCD,” *Nucl. Phys.* **B 485** (1997) 291; (E) *ibid.* **510** (1998) 503, [hep-ph/9605323].
- [40] K.G. Chetyrkin, J.H. Kühn, and M. Steinhauser, “RunDec: a Mathematica package for running and decoupling of the strong coupling and quark masses,” *Comp. Phys. Commun.* **133** (2000) 43, [hep-ph/0004189].
- [41] G. 't Hooft and M.J.G. Veltman, “Scalar one loop integrals,” *Nucl. Phys.* **B 153** (1979) 365.
- [42] G. Passarino and M.J.G. Veltman, “One loop corrections for  $e^+e^-$  annihilation into  $\mu^+\mu^-$  in the Weinberg model,” *Nucl. Phys.* **B 160** (1979) 151.
- [43] W. Beenakker and A. Denner, “Infrared divergent scalar box integrals with applications in the electroweak Standard Model,” *Nucl. Phys.* **B 338** (1990) 349.
- [44] A. Denner and S. Dittmaier, “Reduction of one-loop tensor 5-point integrals,” *Nucl. Phys.* **B 658** (2003) 175, [hep-ph/0212259].
- [45] A. Denner and S. Dittmaier, “Reduction schemes for one-loop tensor integrals,” *Nucl. Phys.* **B 734** (2006) 62, [hep-ph/0509141].
- [46] A. Denner and S. Dittmaier, “Scalar one-loop 4-point integrals,” *Nucl. Phys.* **B 844** (2011) 199, [arXiv:1005.2076].
- [47] T. Hahn, “Generating Feynman diagrams and amplitudes with FeynArts 3,” *Comp. Phys. Commun.* **140** (2001) 418, [hep-ph/0012260].
- [48] T. Hahn and M. Perez-Victoria, “Automatized one-loop calculations in four and  $D$  dimensions,” *Comp. Phys. Commun.* **118** (1999) 153, [hep-ph/9807565].
- [49] T. Hahn, “Automatic loop calculations with FeynArts, FormCalc, and LoopTools,” *Nucl. Phys. Proc. Suppl.* **89** (2000) 231, [hep-ph/0005029].
- [50] J.A. Vermaseren, “New features of FORM,” [math-ph/0010025].
- [51] R. K. Ellis and G. Zanderighi, “Scalar one-loop integrals for QCD,” *JHEP* **0802** (2008) 002, [arXiv:0712.1851].
- [52] A.D. Martin, W.J. Stirling, R.S. Thorne, and G. Watt, “Parton distributions for the LHC,” *Eur. Phys. J.* **C 63** (2009) 189, [arXiv:0901.0002].

- [53] M.R. Whalley, D. Bourilkov, and R.C. Group, “The Les Houches accord PDFs (LHAPDF) and LHAGLUE,” [hep-ph/0508110], <http://projects.hepforge.org/lhapdf/>.
- [54] M. Botje *et al.*, “The PDF4LHC Working Group Interim Recommendations,” [arXiv:1101.0538].
- [55] H.-L. Lai *et al.*, “New parton distributions for collider physics,” *Phys. Rev. D* **82** (2010) 074024, [arXiv:1007.2241].
- [56] R.D. Ball, V. Bertone, S. Carrazza, C.S. Deans, L. Del Debbio, S. Forte, A. Guffanti, N.P. Hartland *et al.*, “Parton distributions with LHC data,” [arXiv:1207.1303].
- [57] S.L. Adler, “Axial vector vertex in spinor electrodynamics,” *Phys. Rev.* **177** (1969) 2426.
- [58] S.L. Adler and W.A. Bardeen, “Absence of higher order corrections in the anomalous axial vector divergence equation,” *Phys. Rev.* **182** (1969) 1517.
- [59] A. Denner, “Techniques for calculation of electroweak radiative corrections at the one loop level and results for W physics at LEP-200,” *Fortschr. Phys.* **41** (1993) 307.
- [60] S. Dittmaier, “Separation of soft and collinear singularities from one loop  $N$  point integrals,” *Nucl. Phys. B* **675** (2003) 447, [hep-ph/0308246].