

CERN-PH-EP/2012-085  
2013/01/24

CMS-QCD-11-012

# Measurement of the underlying event in the Drell–Yan process in proton-proton collisions at $\sqrt{s} = 7$ TeV

The CMS Collaboration\*

## Abstract

A measurement of the underlying event (UE) activity in proton-proton collisions at a centre-of-mass energy of 7 TeV is performed using Drell–Yan events in a data sample corresponding to an integrated luminosity of  $2.2 \text{ fb}^{-1}$ , collected by the CMS experiment at the LHC. The activity measured in the muonic final state ( $q\bar{q} \rightarrow \mu^+\mu^-$ ) is corrected to the particle level and compared with the predictions of various Monte Carlo generators and hadronization models. The dependence of the UE activity on the dimuon invariant mass is well described by PYTHIA and HERWIG++ tunes derived from the leading jet/track approach, illustrating the universality of the UE activity. The UE activity is observed to be independent of the dimuon invariant mass in the region above  $40 \text{ GeV}/c^2$ , while a slow increase is observed with increasing transverse momentum of the dimuon system. The dependence of the UE activity on the transverse momentum of the dimuon system is accurately described by MADGRAPH, which simulates multiple hard emissions.

*Submitted to the European Physical Journal C*

---

\*See Appendix A for the list of collaboration members



## 1 Introduction

In hadron-hadron scattering, the “underlying event” (UE) is defined as any hadronic activity that cannot be attributed to the particles originating from the hard scattering, which is characterized by a large momentum transfer, or to the hadronization of initial- and final-state radiation. The UE activity is thus due to the hadronization of partonic constituents, not involved in the hard scattering, that have undergone multiple-parton interactions (MPIs) and to the hadronization of beam remnants that did not participate in other scatterings. These semihard interactions cannot be completely described by perturbative quantum chromodynamics (QCD) and require a phenomenological description involving parameters that must be tuned with the help of data [1].

The experimental study of the UE probes various aspects of hadron production in high energy hadron-hadron collisions. In particular it is sensitive to the interplay of perturbative methods describing the hard process and phenomenological models of the soft interactions that attempt to simultaneously describe MPIs, initial- and final-state radiation, the colour flow between final state partons, and the hadronisation process. Understanding the UE in terms of particle and energy densities will lead to better modelling by Monte Carlo programs that are used in precise measurements of standard model processes and searches for new physics at high energies. The UE affects the estimation of the efficiency of isolation criteria applied to photons and charged leptons, and the energy scale in jet identification. It also affects the reconstruction efficiency for processes like  $H \rightarrow \gamma\gamma$ , where the primary vertex is partly determined from the charged particles originating from the UE. Hard MPIs are an important background for new physics searches, e.g. same-sign  $W$  production from MPIs [2] is a possible background to the same-sign double lepton SUSY searches [3].

The Compact Muon Solenoid (CMS) [4], ATLAS, and ALICE experiments have carried out UE measurements at centre-of-mass energies ( $\sqrt{s}$ ) of 0.9 TeV and 7 TeV using hadronic events (minimum-bias and single-jet triggered) containing a leading track-jet [5, 6] or a leading track [7, 8]. The analysis of the central charged particles and forward energy flow correlations in hard processes, e.g.  $pp \rightarrow W(Z)X \rightarrow \ell\nu(\ell\ell)X$  [9], provides supplementary insights into the nature of MPIs. In this paper, we use the Drell–Yan (DY) process [10] with the muonic final state at a centre-of-mass energy of 7 TeV to perform a complementary UE measurement. The DY process with muonic final state is experimentally clean and theoretically well understood, allowing the particles from the UE to be reliably identified. The absence of QCD final-state radiation (FSR) permits a study of different kinematic regions with varying transverse momentum of  $\gamma^*/Z$  due to harder or softer initial-state radiation (ISR). The comparison of the UE measurement in DY events with QCD events having a leading track-jet is useful for probing the UE activity in different processes. UE measurements using the DY process have been reported previously in proton-antiproton collisions at  $\sqrt{s} = 1.96$  TeV [11].

The UE activity at a given centre-of-mass energy is expected to increase with the momentum transfer of the interaction. Events with a harder scale are expected to correspond, on average, to interactions with a smaller impact parameter and, in some models, to more MPIs [12, 13]. This increased activity is observed to reach a plateau for high energy scales corresponding to small impact parameter. In this paper we investigate some aspects of the UE modelling in detail by measuring the invariant mass dependence of the UE activity for DY events with small transverse momentum of the DY system. This measurement separates the scale dependence of the UE activity from the ISR effect. The universality of the model parameters, denoted as tunes, implemented in the various MC programs is tested by comparing their predictions with our measurements. The portability of the UE parameters across different event generators,

combined in some cases with different parton distribution functions (PDFs), is investigated as well. The modelling of the ISR is studied by measuring the UE activity as a function of the transverse momentum of the DY system. Finally, the dependence of the UE activity on ISR and FSR is determined by comparing the measurements from DY events with previous results from hadronic events containing a leading jet where FSR also plays a role.

The outline of the paper is as follows. Section 2 describes the various observables used in the present study. Section 3 summarizes the different MC models used and corresponding UE parameters. Section 4 presents experimental details: a brief detector description, data samples, event and track selection criteria, correction procedure, and systematic uncertainties. Section 5 presents the results on UE activity measured in DY events and the comparison with the measurements based on a leading track-jet. The main results are summarized in Section 6.

## 2 Observables

The UE activity is measured in terms of particle and energy densities. The particle density ( $1/[\Delta\eta\Delta(\Delta\phi)]\langle N_{\text{ch}} \rangle$ ) is computed as the average number of primary charged particles per unit pseudorapidity  $\eta$  and per unit azimuthal separation  $\Delta\phi$  (in radians) between a track and the transverse momentum of the dimuon system. The pseudorapidity is defined as  $\eta = -\ln(\tan(\theta/2))$ , where  $\theta$  is the polar angle measured with respect to the anticlockwise beam direction. The azimuthal angle  $\phi$  is measured in the plane perpendicular to the beam axis. The energy density ( $1/[\Delta\eta\Delta(\Delta\phi)]\langle \Sigma p_T \rangle$ ) is expressed in terms of the average of the scalar sum of the transverse momenta of primary charged particles per unit pseudorapidity per unit azimuthal separation. The ratio of the energy and particle densities, as well as the total charged-particle multiplicity  $N_{\text{ch}}$  and the transverse momentum spectrum are also computed. The charged-particle multiplicity and transverse momentum distributions are normalized to unit area and to the average number of charged particles per event, respectively. Particles are considered as primary if they originate from the initial proton-proton interaction and are not the decay products of long-lived hadrons with a lifetime exceeding  $10^{-10}$  s. Apart from the muons from the DY process, all charged particles in the central region of the detector with pseudorapidity  $|\eta| < 2$  and with transverse momentum  $p_T > 0.5$  GeV/c are considered.

The spatial distribution of the tracks is categorized by the azimuthal separation  $\Delta\phi$ . Particle production in the *away* region ( $|\Delta\phi| > 120^\circ$ ) is expected to be dominated by the hardest ISR emissions, which balance the dimuon system. The *transverse* region ( $60^\circ < |\Delta\phi| < 120^\circ$ ) and *towards* region ( $|\Delta\phi| < 60^\circ$ ) are more sensitive to soft emissions and, in particular, those due to MPIs. The relevant information about the hard and the soft processes is extracted from the tracking and the muon systems of the CMS detector and thus the derived observables are insensitive to the uncertainties of the calorimetric measurements. The DY events with dimuon mass  $M_{\mu\mu}$  around the Z resonance are the least contaminated by background processes (heavy-quark,  $t\bar{t}$ , W+jets, and  $\text{DY} \rightarrow \tau\tau$  production) [14, 15] and best suited for the measurement of the UE activity.

The UE activity is studied as a function of the magnitude of the dimuon transverse momentum ( $p_T^{\mu\mu} = |\vec{p}_{T,1}^{\mu} + \vec{p}_{T,2}^{\mu}|$ ) and as a function of  $M_{\mu\mu}$ . The dependence of the UE activity on  $p_T^{\mu\mu}$  for high-mass dimuon pairs effectively probes the ISR spectrum. In order to minimize the background contamination, the  $p_T^{\mu\mu}$  dependence is studied only in the narrow mass window  $81 < M_{\mu\mu} < 101$  GeV/c<sup>2</sup>. In contrast to the study of the UE activity in hadronic events using a leading track-jet [5, 6], this energy scale is sufficiently large to saturate the MPI contributions. This observation is verified by studying the UE activity as a function of the dimuon mass in a wider mass range, where the total transverse momentum of the dimuon system is kept to a

minimum by requiring  $p_T^{\mu\mu} < 5 \text{ GeV}/c$ .

### 3 Monte Carlo models

The UE dynamics are studied through the comparison of the observables in data with various tunes of PYTHIA6 [16] and its successor PYTHIA8 [17, 18]. MADGRAPH (version 5) [19, 20], which simulates up to six final-state fermions (including the muons), and POWHEG [21], which includes next-to-leading-order corrections on the hardest emission, are also compared to our measurements. For these two generators, softer emissions are simulated by  $p_T$ -ordered parton showers using PYTHIA6 tunes and matched with the hard process produced by the generators. Hadronization in PYTHIA6 and PYTHIA8 is based on the Lund string fragmentation model [22]. The measurements are also compared to predictions of the HERWIG++ [23] angular-ordered parton shower and cluster hadronization model [24, 25].

The UE contributions from MPIs rely on modelling and tuning of the parameters in the MC generators. The MPI model of PYTHIA relies on two fundamental assumptions [12]:

- The ratio of the  $2 \rightarrow 2$  partonic cross section, integrated above a transverse momentum cutoff scale, and the total of the hadronic cross section is a measure of the amount of MPIs. The cutoff scale  $p_{0T}$  is introduced to regularize an otherwise diverging partonic cross section,

$$\sigma(p_T) = \sigma(p_{0T}) \frac{p_T^4}{(p_T^2 + p_{0T}^2)^2}, \quad (1)$$

with

$$p_{0T}(\sqrt{s}) = p_{0T}(\sqrt{s_0}) \left( \frac{\sqrt{s}}{\sqrt{s_0}} \right)^\epsilon. \quad (2)$$

Here  $\sqrt{s_0} = 1.8 \text{ TeV}$  and  $\epsilon$  is a parameter characterizing the energy dependence of the cutoff scale.

- The number of MPIs in an event has a Poisson distribution with a mean that depends on the overlap of the matter distribution of the hadrons in impact-parameter space.

The MPI model used here [26] includes showering of the MPI process, which is interleaved with the ISR.

The tunes of the models vary mainly in the MPI regularization parameters,  $p_{0T}$  and  $\epsilon$ , in the amount of colour reconnection, and in the PDF used. The Z1 tune [27] of PYTHIA6 adopts the results of a global tuning performed by the ATLAS Collaboration [28] and uses the fragmentation and colour reconnection parameters of the ATLAS AMBT1 tune [29]. The parameters of the Z1 tune related to the MPI regularization cutoff and its energy dependence are adjusted to describe previous CMS measurements of the UE activity in hadronic events [6] and uses the CTEQ5L PDF. The Z2 tune of PYTHIA6 is an update of the Z1 tune using CTEQ6L1 [30], the default used in most CMS generators; the regularization cutoff value at the nominal energy of  $\sqrt{s_0} = 1.8 \text{ TeV}$  is optimized to  $1.832 \text{ GeV}/c$ . The value of the energy evolution parameter for the Z2 tune is 0.275, as for the Z1 tune. The 4C [31] tune of PYTHIA8 follows a similar procedure as the ATLAS AMBT1 tune, but includes ALICE multiplicity data as well. The values of the  $p_{0T}(\sqrt{s_0})$  and  $\epsilon$  parameters for the 4C tune are  $2.085 \text{ GeV}/c$  and 0.19, respectively. The effective value of  $p_{0T}$  at  $\sqrt{s} = 7 \text{ TeV}$  is about  $2.7 \text{ GeV}/c$  for both the Z2 and 4C tunes.

The LHC-UE7-2 tune of HERWIG++ is based on ATLAS measurements of the UE activity in hadronic events [7]. The regularization cutoff parameter  $p_{0T}$  for the LHC-UE7-2 tune is 3.36 GeV/ $c$  at  $\sqrt{s} = 7$  TeV. The CTEQ6L1 PDF is used in conjunction with PYTHIA6 Z2, PYTHIA8 4C, MADGRAPH Z2, and HERWIG++ LHC-UE7-2, while CT10 [32] is used for POWHEG, and CTEQ5L for the PYTHIA6 Z1 simulations.

A comparison of these models with the measurements is presented in Section 5.

## 4 Experimental methods

The present analysis is performed with a sample of proton-proton collisions corresponding to an integrated luminosity of 2.2 fb<sup>-1</sup>, collected in March–August 2011 using the CMS detector [4].

Muons are measured in the pseudorapidity range  $|\eta| < 2.4$  with a detection system consisting of three subsystems: Drift Tubes, Cathode Strip Chambers, and Resistive Plate Chambers. Matching track segments from the muon detector to the tracks measured in the inner tracker results in a transverse momentum resolution between 1% and 5% for  $p_T$  values up to 1 TeV/ $c$ . The tracker subsystem consists of 1440 silicon-pixel and 15 148 silicon-strip detector modules, and it measures charged particle trajectories within the nominal pseudorapidity range  $|\eta| < 2.5$ . The tracker is designed to provide a transverse impact parameter resolution of about 100  $\mu\text{m}$  and a transverse momentum resolution of about 0.7% for 1 GeV/ $c$  charged particles at normal incidence ( $\eta = 0$ ).

The detector response is simulated in detail using the GEANT4 package [33]. The simulated signal and background events, including heavy-quark,  $t\bar{t}$ , W+jets, and DY  $\rightarrow \tau\tau$  production, are processed and reconstructed in the same manner as collision data.

### 4.1 Event and track selection

The trigger requires the presence of at least two muon candidates. In periods of lower instantaneous luminosity both muons were required to have  $p_T > 7$  GeV/ $c$ , while in other periods the transverse momentum requirements were 13 GeV/ $c$  and 8 GeV/ $c$  for the leading and subleading muons, respectively. The trigger efficiency is above 95% for the offline selected DY events with the requirement of  $81 < M_{\mu\mu} < 101$  GeV/ $c^2$ . The offline selection requires exactly two muons reconstructed in the muon detector and the silicon tracker. Muon candidates are required to satisfy identification criteria based on the number of hits in the muon stations and tracker, transverse impact parameter with respect to the beam axis, and normalized  $\chi^2$  of the global fit [15]. The backgrounds from jets misidentified as muons and from semileptonic decays of heavy quarks are suppressed by applying an isolation condition on the muon candidates. The isolation variable  $I$  for muons is defined as

$$I = \{ \Sigma [p_T(\text{tracks}) + E_T(\text{EM}) + E_T(\text{HAD})] - \pi(\Delta R)^2 \rho \} / p_T^\mu, \quad (3)$$

where the sum is defined in a cone of radius  $\Delta R = \sqrt{(\Delta\phi)^2 + (\Delta\eta)^2} = 0.3$  around the muon direction;  $\Delta\eta$  and  $\Delta\phi$  are the pseudorapidity and azimuthal separation between the muon and tracks or calorimetric towers. Here  $p_T(\text{tracks})$  is the transverse momentum of tracks, excluding muons, with  $p_T > 1$  GeV/ $c$ ,  $E_T(\text{EM})$  is the transverse energy deposited in the electromagnetic calorimeter,  $E_T(\text{HAD})$  is the transverse energy deposited in the hadronic calorimeter, and  $\rho$  is the average energy density [34] in the calorimeter and tracker originating from additional inelastic pp interactions (pile-up) in the same bunch crossing as the DY interaction. The calculation of  $\rho$  takes into account the number of reconstructed primary vertices in the event; the

average value of  $\rho$  is  $5.6 \text{ GeV}/c$ . A muon is considered to be isolated if  $I < 0.15$ . Because of the energy density correction, the isolation efficiency is independent of the number of pile-up interactions.

The selected muons are required to have opposite charges, transverse momenta larger than  $20 \text{ GeV}/c$ , and pseudorapidity  $|\eta| < 2.4$ . Both muons are required to be associated with the same vertex, which is designated as the *signal vertex*. The selected signal vertex is required to be within  $\pm 18 \text{ cm}$  of the nominal interaction point as measured along the  $z$  direction. At least five tracks are required to be associated with the signal vertex, and the transverse displacement of the signal vertex from the beam axis is required to be less than  $2 \text{ cm}$ . These criteria select a pure sample of DY events with a total background contribution of less than  $0.5\%$  as estimated from simulated events.

Tracks, excluding the selected muons, are considered for the UE measurement if they are well reconstructed in the silicon-pixel and the silicon-strip tracker, have  $p_T > 0.5 \text{ GeV}/c$  and  $|\eta| < 2$ , and originate from the signal vertex. To reduce the number of improperly reconstructed tracks, a *high purity* reconstruction algorithm [35] is used. The high purity algorithm requires stringent cuts on the number of hits, the normalized  $\chi^2$  of the track fit, and the consistency of the track originating from a pixel vertex. To reduce the contamination of secondary tracks from decays of long-lived particles and photon conversions, the distances of closest approach between the track and the signal vertex in the transverse plane and in the longitudinal direction are required to be less than 3 times the respective uncertainties. Tracks with poorly measured momenta are removed by requiring  $\sigma(p_T)/p_T < 5\%$ , where  $\sigma(p_T)$  is the uncertainty on the  $p_T$  measurement. These selection criteria reject about  $10\%$  of primary tracks and  $95\%$  of misreconstructed and secondary tracks. The selected tracks have a contribution of about  $2\%$  from misreconstructed and secondary tracks.

## 4.2 Corrections and systematic uncertainties

The UE observables, discussed in Section 2, are corrected for detector effects and selection efficiencies. The measured observables are corrected to reflect the activity from all primary charged particles with transverse momentum  $p_T > 0.5 \text{ GeV}/c$  and pseudorapidity  $|\eta| < 2$ . The particle and energy densities are corrected using a *bin-by-bin* technique. In the bin-by-bin technique, the correction factor is calculated by taking the bin-by-bin ratio of the particle level and detector level distributions for simulated events and then the measured quantity is multiplied by this correction factor. There is a small growth in the particle and energy densities with increasing  $p_T^{\mu\mu}$  and  $M_{\mu\mu}$  in the towards and transverse regions. Because of this slow growth of densities the bin migration in  $p_T^{\mu\mu}$  and  $M_{\mu\mu}$  has a small effect on the measurements, therefore a bin-by-bin method is considered to be sufficiently precise. There is a fast rise in the energy and particle densities in the away region with the increase of  $p_T^{\mu\mu}$ , but corrected results using a bin-by-bin method are consistent with correction obtained from a Bayesian [36] technique. The transverse momenta of the charged particles have very good resolution and are corrected using a bin-by-bin method. In this analysis the average of the calculated correction factors from PYTHIA6 Z2, PYTHIA6 D6T, and MADGRAPH Z2 is used to correct the experimental distributions. The maximum deviation from the average correction factor is taken as the model-dependent systematic uncertainty, estimated to be  $0.7\text{--}1.4\%$  for the particle and energy densities. In the case of charged-particle multiplicity, there is substantial bin migration and the corrected results using the Bayesian [36] and bin-by-bin techniques differ by  $10\text{--}15\%$ . Therefore the charged-particle multiplicity is corrected using a Bayesian unfolding technique with a response matrix obtained using the PYTHIA6 Z2 tune. The systematic uncertainty related to the correction procedure is calculated by unfolding the data with response matrices obtained

using different tunes.

In the analyzed data, there are on average 6–7 collisions in each bunch crossing. Tracks originating from these pile-up interactions cause the UE activity to be overestimated, so the measurements are corrected for the presence of pile-up interactions. The correction factor is calculated as the ratio of the UE activity for simulated events with and without pile-up. The uncertainty in the modelling of the pile-up events is estimated by varying the mean of the expected number of pile-up events by  $\pm 1$ . This uncertainty in pile-up modelling affects the particle and energy densities by 0.3–1.0%. The effect due to pile-up events is small because only the tracks associated with the same vertex as the muon pair are used. The results are also cross-checked with low pile-up 7 TeV data collected during 2010 and the differences are found to be negligible.

Table 1: Summary of the systematic uncertainties on the particle and energy densities (in percent). The first three rows show the systematic uncertainties for the particle density in the towards, transverse, and away regions. The last three rows report the systematic uncertainties for the energy density. The numbers outside the parentheses refer to the case where the densities are measured as a function of  $M_{\mu\mu}$  and those in the parentheses correspond to the measurements as a function of  $p_T^{\mu\mu}$ .

Observable	model $M_{\mu\mu} (p_T^{\mu\mu})$	pile-up $M_{\mu\mu} (p_T^{\mu\mu})$	isolation $M_{\mu\mu} (p_T^{\mu\mu})$	mis-ID $M_{\mu\mu} (p_T^{\mu\mu})$	background $M_{\mu\mu} (p_T^{\mu\mu})$	total $M_{\mu\mu} (p_T^{\mu\mu})$
$1/[\Delta\eta\Delta(\Delta\phi)]\langle N_{\text{ch}} \rangle$ (towards)	0.8 (0.8)	1.0 (0.9)	0.9–1.5 (0.9)	1.0 (1.0)	0.7 (0.3)	2.0–2.3 (1.8)
$1/[\Delta\eta\Delta(\Delta\phi)]\langle N_{\text{ch}} \rangle$ (transverse)	0.7 (0.9)	0.9 (0.9)	0.8–1.7 (0.8)	0.9 (0.9)	0.7 (0.5)	1.8–2.3 (1.8)
$1/[\Delta\eta\Delta(\Delta\phi)]\langle N_{\text{ch}} \rangle$ (away)	0.7 (0.6)	0.9 (0.3–0.9)	0.8–1.6 (0.8)	0.9 (0.9)	0.5 (0.5)	1.7–2.2 (1.5–1.7)
$1/[\Delta\eta\Delta(\Delta\phi)]\langle \Sigma p_T \rangle$ (towards)	1.2 (1.2)	0.8 (0.7)	1.1–2.0 (1.4)	0.8 (0.8)	0.8 (0.7)	2.1–2.7 (2.2)
$1/[\Delta\eta\Delta(\Delta\phi)]\langle \Sigma p_T \rangle$ (transverse)	1.1 (1.4)	0.7 (0.7)	1.0–2.5 (1.3)	0.8 (0.8)	0.8 (0.9)	2.0–3.0 (2.4)
$1/[\Delta\eta\Delta(\Delta\phi)]\langle \Sigma p_T \rangle$ (away)	1.0 (0.8)	0.7 (0.3–0.7)	1.1–2.2 (1.1)	0.8 (0.7)	0.7 (0.2)	2.0–2.7 (1.6–1.7)

We also consider possible systematic effects related to trigger requirements, different beam-axis positions in data and simulation, various track selection criteria, muon isolation, and misidentification of tracks. The combined systematic uncertainty related to trigger conditions, the varying beam-axis position, and track selection is less than 0.5%. The systematic uncertainty due to isolation is calculated by removing the isolation condition in the simulated events used for the correction and is found to be 0.8–2.5% for the particle and energy densities.

The yield of secondary tracks originating from the decay of long-lived particles is not correctly predicted by the simulation [37]. To estimate the effect of secondary tracks, a subset of simulated events is created by rejecting tracks that do not have a matching primary charged particle at the generator level. The uncertainty is evaluated by correcting the measurements with this subset of the simulated events, containing fewer secondary tracks, and is found to be 0.7–1.0% for the particle and energy densities.

Though the total contribution of background processes is very small, it affects the measurement at higher  $p_T^{\mu\mu}$  (50–100 GeV/c) and small  $M_{\mu\mu}$  (40–60 GeV/c<sup>2</sup>) where the contamination from  $t\bar{t}$  and  $DY \rightarrow \tau\tau$  background processes is 1% and 5%, respectively. The particle and energy densities differ between  $DY \rightarrow \tau\tau$  and  $DY \rightarrow \mu\mu$  (the signal process) by 20%. The particle (energy) density for the  $t\bar{t}$  background is two times (four times) that for the signal process. Combination of the differences in the densities for background processes and relative background contributions gives a systematic uncertainty of 0.2–0.9%.

Table 1 summarizes the dominant systematic uncertainties on the particle and energy densities. The total systematic uncertainty on the particle and energy densities is in the range 1.5–3.0%, whereas the uncertainties on the track multiplicity and  $p_T$  spectra reach 10% in the tail (not



reported in Table 1). In all figures, inner error bars represent the statistical uncertainty only, while outer error bars account for the quadratic sum of statistical and systematic uncertainties.

## 5 Results

The UE activity in DY events, for charged particles with  $p_T > 0.5 \text{ GeV}/c$  and  $|\eta| < 2.0$ , is presented as a function of  $M_{\mu\mu}$  and  $p_T^{\mu\mu}$ . The multiplicity and the transverse momentum distributions are also presented for two different sets of events,  $p_T^{\mu\mu} < 5 \text{ GeV}/c$  and  $81 < M_{\mu\mu} < 101 \text{ GeV}/c^2$ . Finally, the UE activity in the transverse region is compared with that measured in hadronic events using a leading track-jet.

### 5.1 Underlying event in the Drell–Yan process

The energy-scale dependence of the MPI activity is studied by limiting the ISR. To accomplish this we require the muons to be back-to-back in the transverse plane with  $p_T^{\mu\mu} < 5 \text{ GeV}/c$  and measure the dependence of the UE activity on the dimuon mass,  $M_{\mu\mu}$ . The resulting particle and energy densities are shown in Fig. 1. Because the activity is almost identical in the towards and transverse regions, they are combined as  $|\Delta\phi| < 120^\circ$ . The contribution of ISR to the UE activity is small after requiring  $p_T^{\mu\mu} < 5 \text{ GeV}/c$ , as shown by the prediction of HERWIG++ without MPIs. This figure also illustrates the dominant role of MPIs in our current models as they generate more than 80% of the UE activity in these ISR-reduced events. The lack of dependence of the UE activity on  $M_{\mu\mu}$  within the range under study (40–140  $\text{GeV}/c^2$ ) indicates that the activity due to MPIs is constant at energy scales down to 40 GeV. The quantitative description by model tunes based on the minimum-bias and UE observables in hadronic events is illustrated by the MC/Data ratios in Fig. 1. In general, PYTHIA6 Z2, PYTHIA8 4C, and HERWIG++ LHC-UE7-2 describe the densities well, whereas the Z2 tune used together with the POWHEG generator underestimates both densities by 5–15%. Both PYTHIA and HERWIG++ model tunes derived from the UE measurement in hadronic events using the leading jet/track approach describe the UE activity in the Drell–Yan events equally well and hence illustrate a certain universality of the underlying event across QCD and electroweak processes in hadronic collisions.

Dependence of the UE activity on the transverse momentum of the dimuon system is shown in Fig. 2 in the towards, transverse, and away regions (top to bottom) for events having  $M_{\mu\mu}$  between 81  $\text{GeV}/c^2$  and 101  $\text{GeV}/c^2$ . At this high energy scale, the  $p_T^{\mu\mu}$  dependence of the UE activity is sensitive to the ISR. The slope in the  $p_T^{\mu\mu}$  dependence of the UE activity is identical for a model with and without MPIs and is therefore mainly due to ISR. The predictions of HERWIG++ without MPIs underestimate the measurements in the away region as well because the MPIs produce particles uniformly in all directions. The UE activity does not fall to zero when  $p_T^{\mu\mu} \rightarrow 0$  because of the presence of the hard scale set by  $M_{\mu\mu}$ .

The particle and energy densities in the away region rise sharply with  $p_T^{\mu\mu}$  and, because of momentum conservation mainly sensitive to the spectrum of the hardest emission, are equally well described by all tunes and generators considered. In the towards and transverse regions there is a slow growth in the particle and energy densities with increasing  $p_T^{\mu\mu}$ . The energy density increases more than the particle density, implying a continuous increase in the average transverse momentum of the charged particles with  $p_T^{\mu\mu}$ . This effect is also reflected in the ratio of the energy density to the particle density. The activity in the towards region is qualitatively similar to that in the transverse region. Quantitatively, the activity is higher in the transverse region than the towards region, an effect caused by the spill-over contributions from the recoil activity in the away region, which balances the dimuon system. This observation is visible in

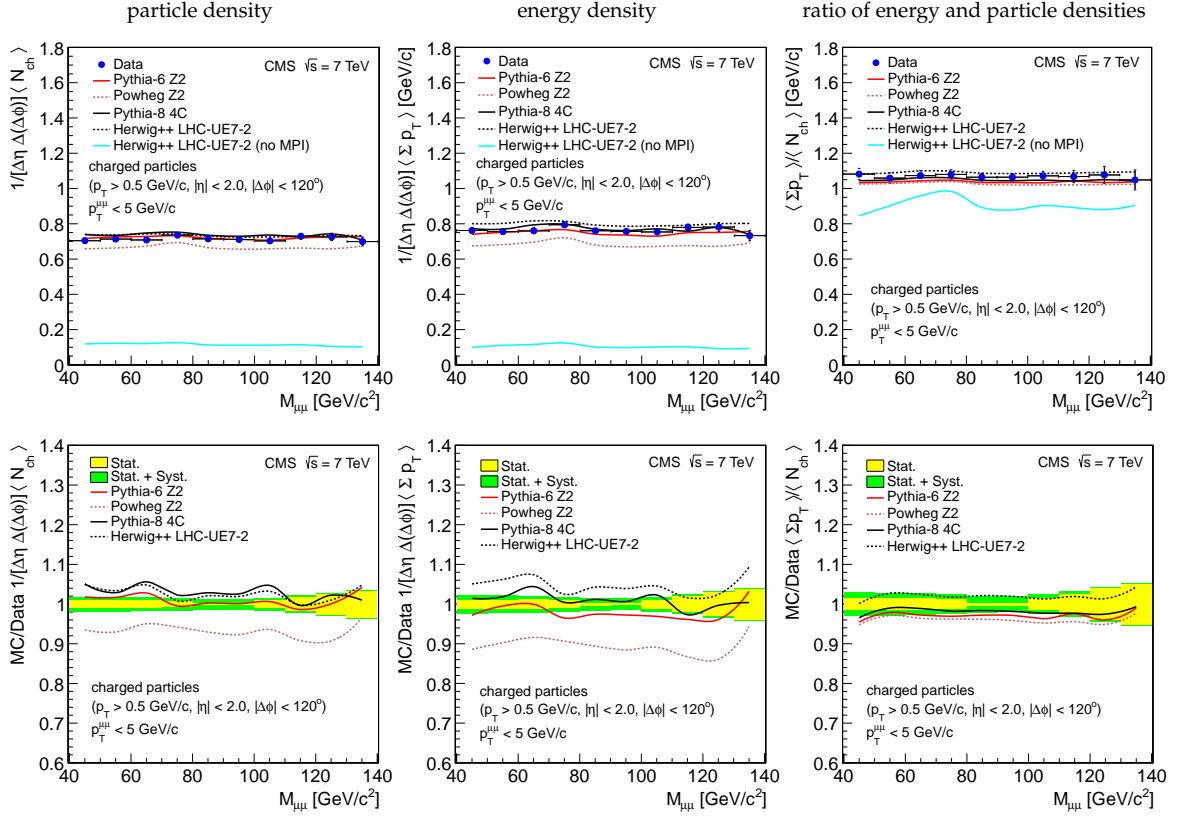


Figure 1: Top: The UE activity as a function of the dimuon invariant mass ( $M_{\mu\mu}$ ) for events with  $p_T^{\mu\mu} < 5 \text{ GeV}/c$  for charged particles having  $\Delta\phi < 120^\circ$ : (left) particle density; (centre) energy density; (right) ratio of the energy and particle densities. The predictions of PYTHIA6 Z2, POWHEG Z2, PYTHIA8 4C, and HERWIG++ LHC-UE7-2 (with and without MPIs) are also displayed. In the top right plot, the structure around 60–80  $\text{GeV}/c^2$  for HERWIG++ without MPIs reflects the influence of photon radiation by final-state muons, which is enhanced below the Z resonance. Bottom: Ratios of the predictions of various MC models and the measurement. The inner band shows the statistical uncertainty of data whereas the outer band represents the total uncertainty.

Fig. 2 at small  $p_T^{\mu\mu}$ , where the radiation contribution is small and the activity in the transverse region is the same as that in the towards region.

Figure 3 presents the ratios of the predictions of various MC models to the measurements for the observables shown in Fig. 2. Statistical fluctuations in the data induce correlated fluctuations for the various MC/data ratios. MADGRAPH in conjunction with PYTHIA6 tune Z2 describes the  $p_T^{\mu\mu}$  dependence of the UE activity very well, both qualitatively and quantitatively. PYTHIA8 4C and HERWIG++ describe the  $p_T^{\mu\mu}$  dependence of the particle density within 10–15%, but fail to describe the energy density. PYTHIA8 4C and HERWIG++ agree better with data as  $p_T^{\mu\mu}$  approaches zero. The combination of the Z2 tune with POWHEG fails to describe the energy density in the towards and transverse regions, but gives a reasonable description of the particle density. This observation, combined with the information in Fig. 1, indicates that the discrepancies are not necessarily due to a flaw in the UE tune, but to an inadequate description of the multiple hard emissions and the different sets of PDFs used with POWHEG. At small  $p_T^{\mu\mu}$  the comparisons with PYTHIA6 Z2 and POWHEG Z2 are similar to those in Ref. [38], where PYTHIA6 gives a good description of the  $p_T^{\mu\mu}$  spectrum while POWHEG underestimates the  $p_T^{\mu\mu}$ .

Figure 4 shows the distributions of charged particle multiplicity (top row) and transverse momentum (bottom row). Figure 4 (left) shows a comparison of the normalized distributions in the away, transverse, and towards regions for events satisfying  $81 < M_{\mu\mu} < 101 \text{ GeV}/c^2$ . As expected, the transverse and towards regions have fewer charged particles with a softer  $p_T$  spectrum than the away region. Figure 4 (centre) shows the comparison of the normalized distributions in the transverse region for two different subsets of the selected events, one with  $81 < M_{\mu\mu} < 101 \text{ GeV}/c^2$  and one with  $p_T^{\mu\mu} < 5 \text{ GeV}/c$ . The charged particle multiplicity is decreased and the  $p_T$  spectrum is softer when  $p_T^{\mu\mu} < 5 \text{ GeV}/c$  is required, because of the reduced contribution of ISR. Figure 4 (right) shows the comparison of the normalized distributions with the predictions of various simulations in the transverse region for events satisfying  $81 < M_{\mu\mu} < 101 \text{ GeV}/c^2$ . The charge multiplicity distribution is described well, within 10–15%, by MADGRAPH Z2 and PYTHIA8 4C. The  $p_T$  spectrum is described within 10–15% by MADGRAPH Z2, whereas PYTHIA8 4C, POWHEG Z2, and HERWIG++ LHC-UE7-2 have softer  $p_T$  spectra. The various MC programs achieve a similar level of agreement with data in the towards region as in the transverse region.

## 5.2 Comparison with the UE activity in hadronic events

The UE activity was previously measured as a function of leading jet  $p_T$  in hadronic events for charged particles with pseudorapidity  $|\eta| < 2$  and with transverse momentum  $p_T > 0.5 \text{ GeV}/c$  [6]. Figure 5 shows the comparison of the UE activity measured in the hadronic and the DY events (around the Z peak) in the transverse region as a function of  $p_T^{\text{leading jet}}$  and  $p_T^{\mu\mu}$ , respectively. For the hadronic events two components are visible: a fast rise for  $p_T^{\text{leading jet}} \lesssim 10 \text{ GeV}/c$  due to an increase in the MPI activity, followed by an almost constant particle density and a slow increase in the energy density with  $p_T^{\text{leading jet}}$ . The increase in the particle and energy densities for  $p_T^{\text{leading jet}} \gtrsim 10 \text{ GeV}/c$  is mainly due to the increase of ISR and FSR. Owing to the presence of a hard energy scale ( $81 < M_{\mu\mu} < 101 \text{ GeV}/c^2$ ), densities in the DY events do not show a sharply rising part, but only a slow growth with  $p_T^{\mu\mu}$  due to the ISR contribution.

For  $p_T^{\mu\mu}$  and  $p_T^{\text{leading jet}} > 10 \text{ GeV}/c$ , DY events have a smaller particle density with a harder  $p_T$  spectrum compared to the hadronic events, as can be seen in Fig. 5. This distinction is due to the different nature of radiation in the hadronic and DY events. Drell–Yan events have only initial-

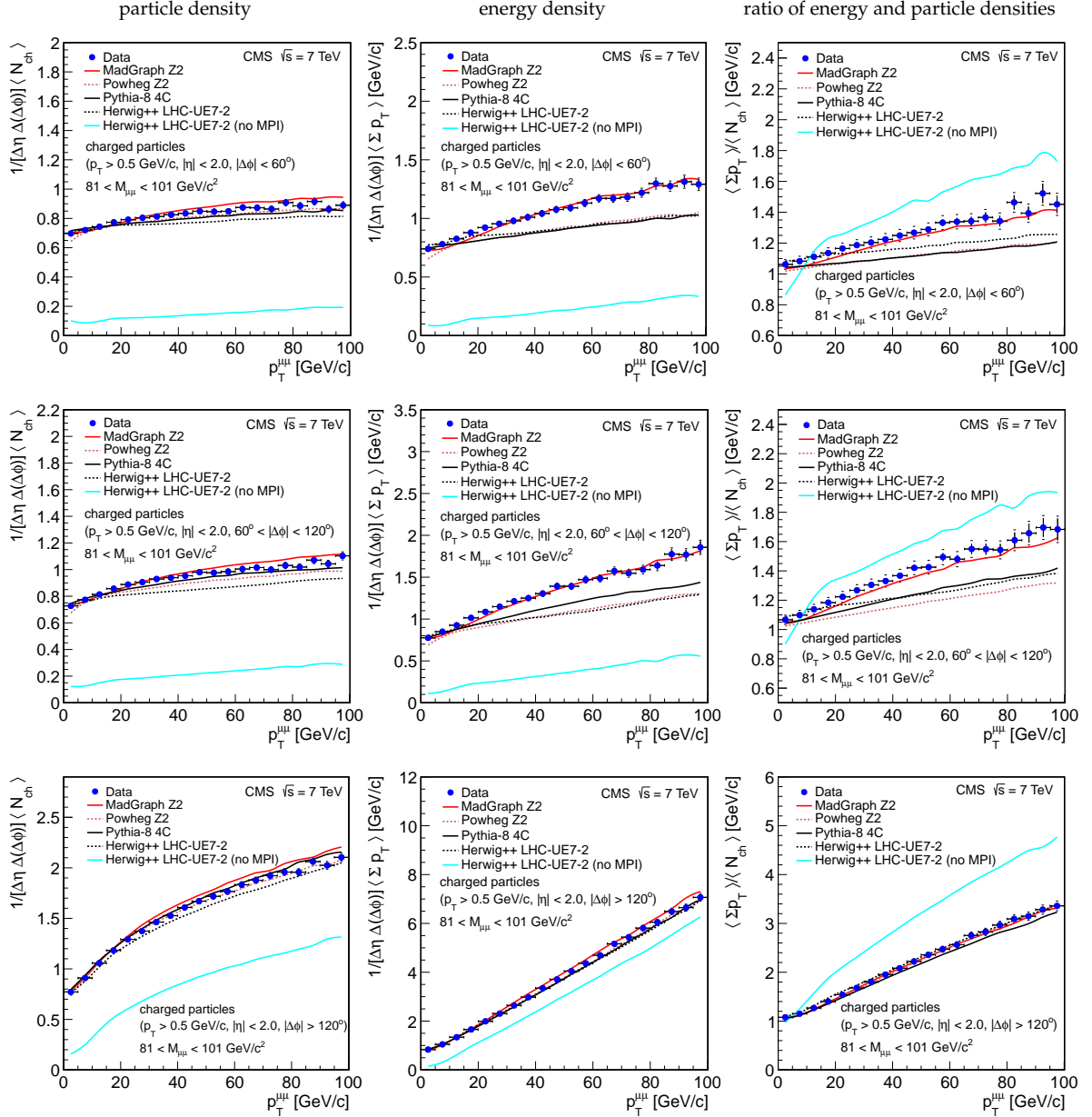


Figure 2: The UE activity in the towards (upper row), transverse (centre row), and away (bottom row) regions as functions of  $p_T^{\mu\mu}$  for events satisfying  $81 < M_{\mu\mu} < 101 \text{ GeV}/c^2$ : (left) particle density; (centre) energy density; (right) the ratio of the energy density and the particle densities. Predictions of MADGRAPH Z2, POWHEG Z2, PYTHIA8 4C, and HERWIG++ LHC-UE7-2 (with and without MPIs) are superimposed.

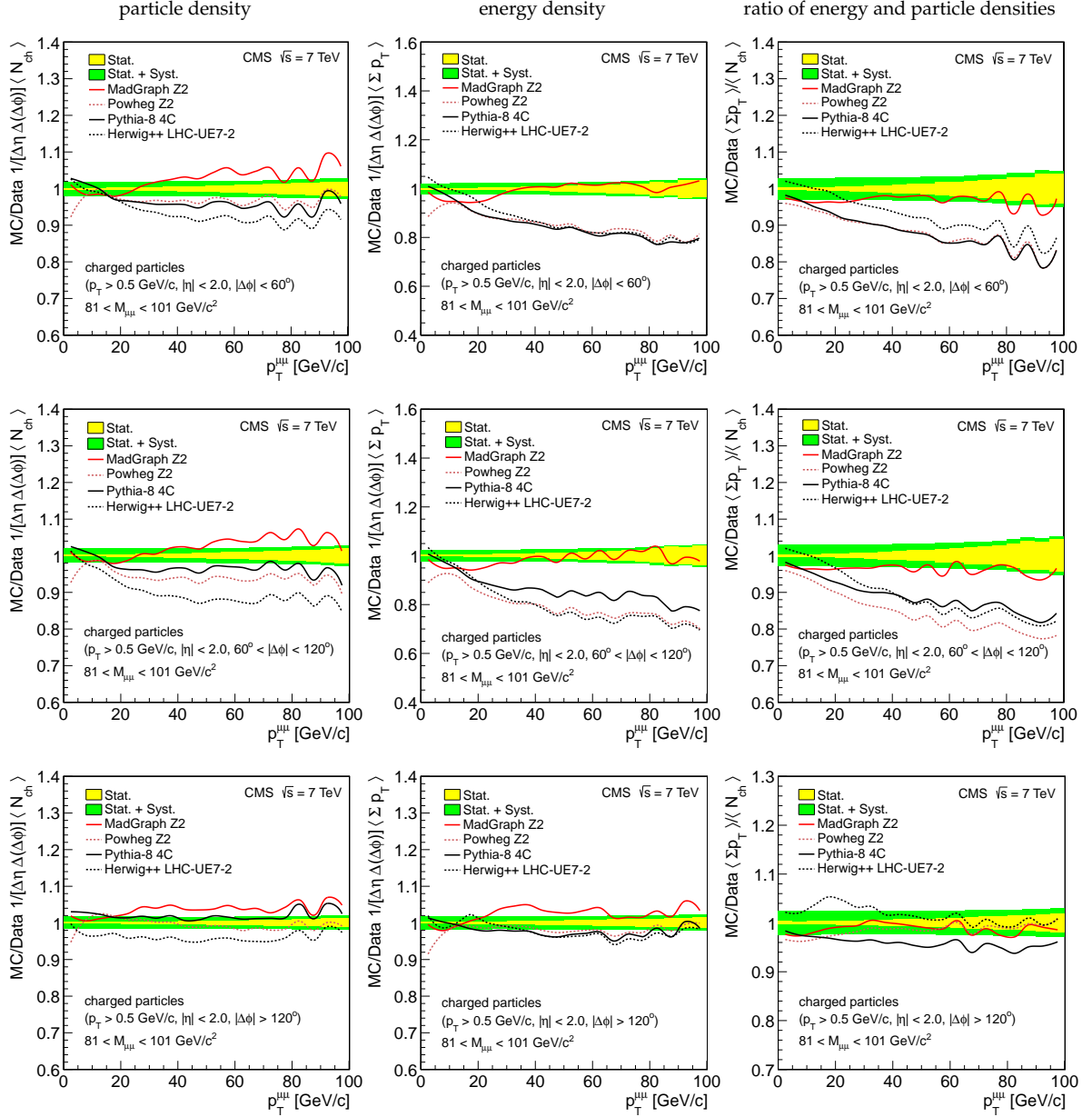


Figure 3: Ratios, as functions of  $p_T^{\mu\mu}$ , of the predictions of various MC models to the measurements in the towards (upper row), transverse (centre row), and away (bottom row) regions for events satisfying  $81 < M_{\mu\mu} < 101 \text{ GeV}/c^2$ : (left) particle density; (centre) energy density; (right) the ratio of the energy density and particle densities. The inner band shows the statistical uncertainty on the data whereas the outer band represents the total uncertainty.

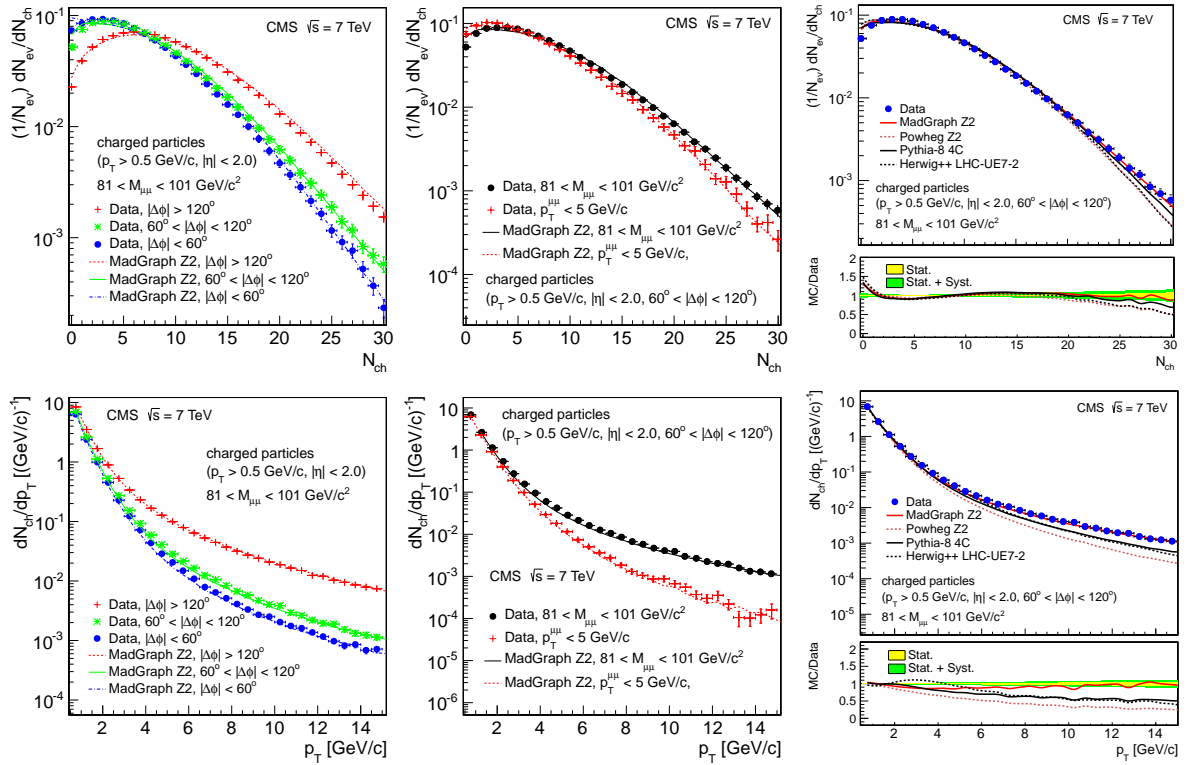


Figure 4: Distributions of the charged particle multiplicity (upper row) and transverse momentum (bottom row) of the selected tracks. The left plots show the comparisons of the normalized distributions in the away, transverse, and towards regions for events satisfying  $81 < M_{\mu\mu} < 101 \text{ GeV}/c^2$ . Comparisons of the normalized distributions in the transverse region are shown in the centre plots, requiring  $81 < M_{\mu\mu} < 101 \text{ GeV}/c^2$  or  $p_T^{\mu\mu} < 5 \text{ GeV}/c$ . The right plots show the comparisons of the normalized distributions in the transverse region with the predictions of various simulations for events satisfying  $81 < M_{\mu\mu} < 101 \text{ GeV}/c^2$ .

state QCD radiation initiated by quarks, which fragment into a smaller number of hadrons carrying a larger fraction of the parent parton energy, whereas the hadronic events have both initial- and final-state QCD radiation predominantly initiated by gluons with a softer fragmentation into hadrons. Similar behavior is observed for the track-jet measurement where the UE activity is higher by 10–20% for gluon-dominated processes, as estimated from simulation.

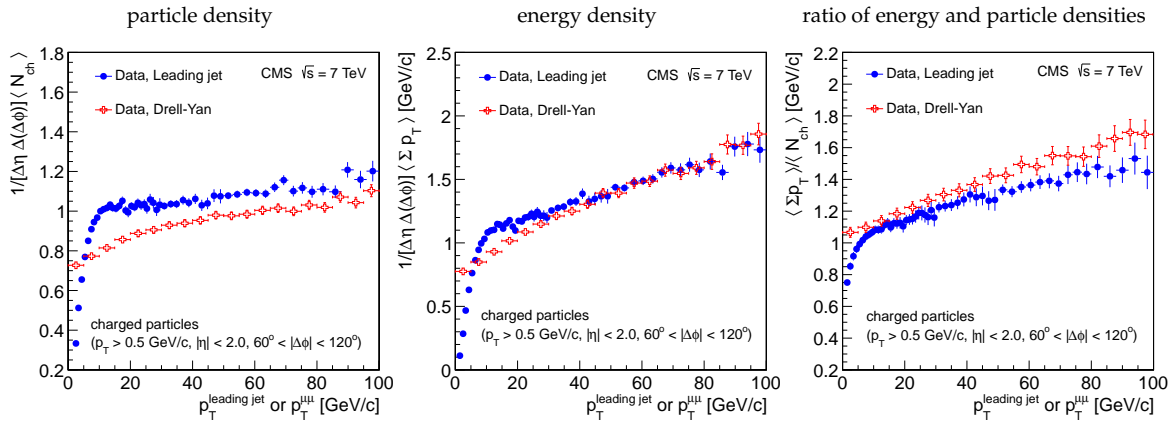


Figure 5: Comparison of the UE activity measured in hadronic and Drell–Yan events (around the Z resonance peak) as a function of  $p_T^{\text{leading jet}}$  and  $p_T^{\mu\mu}$ , respectively: (left) particle density, (centre) energy density, and (right) ratio of energy and particle densities in the transverse region.

## 6 Summary

We have used Drell–Yan events to measure the UE activity in proton-proton collisions at  $\sqrt{s} = 7$  TeV, which were recorded with the CMS detector at the LHC. The DY process provides a UE measurement where a clean separation of the hard interaction from the soft component is possible. After excluding the muons from the DY process, the towards ( $|\Delta\phi| < 60^\circ$ ) and the transverse ( $60^\circ < |\Delta\phi| < 120^\circ$ ) regions are both sensitive to initial-state radiation and multiple parton interactions. The DY process provides an effective way to study the dependence of the UE activity on the hard interaction scale, which is related to the invariant mass of the dimuon pair. The influence of the ISR is probed by the dependence on the transverse momentum of the muon pair.

The UE activity is observed to be independent of the dimuon mass above  $40 \text{ GeV}/c^2$ , after limiting the recoil activity, which confirms the MPI saturation at this scale. The UE activity in the DY events with no hard ISR is well described by PYTHIA6 and MADGRAPH with the Z2 tune and the CTEQ6L PDF. The Z2 tune does not agree with the data if used with PDFs other than CTEQ6L, as in the case of the POWHEG simulation. The PYTHIA8 4C and HERWIG++ LHC-UE7-2 tunes provide good descriptions of the energy-scale dependence of the UE activity. Thus the dependence of the UE activity on the energy scale is well described by tunes derived from hadronic events, illustrating the universality of MPIs in different processes. This universality is also indicated by the similarity between the UE activity in DY and hadronic events, although these events have different types of radiation. In addition, there is some ambiguity in the definition of the hard scale for both types of events.

The UE activity in the towards and transverse regions shows a slow growth with the transverse momentum of the muon pair and provides an important probe of the ISR. The leading-order matrix element generator MADGRAPH provides a good description of the UE dependence on

dimuon transverse momentum. However, PYTHIA, POWHEG, and HERWIG++, which do not simulate the multiple hard emissions with sufficient accuracy, underestimate the energy density, but describe the particle density reasonably well. These measurements provide important input for further tuning or improvements of the Monte Carlo models and also for the understanding of the dynamics of QCD.

## Acknowledgements

We wish to congratulate our colleagues in the CERN accelerator departments for the excellent performance of the LHC machine. We thank the technical and administrative staff at CERN and other CMS institutes. This work was supported by the Austrian Federal Ministry of Science and Research; the Belgium Fonds de la Recherche Scientifique, and Fonds voor Wetenschappelijk Onderzoek; the Brazilian Funding Agencies (CNPq, CAPES, FAPERJ, and FAPESP); the Bulgarian Ministry of Education and Science; CERN; the Chinese Academy of Sciences, Ministry of Science and Technology, and National Natural Science Foundation of China; the Colombian Funding Agency (COLCIENCIAS); the Croatian Ministry of Science, Education and Sport; the Research Promotion Foundation, Cyprus; the Estonian Academy of Sciences and NICPB; the Academy of Finland, Finnish Ministry of Education and Culture, and Helsinki Institute of Physics; the Institut National de Physique Nucléaire et de Physique des Particules / CNRS, and Commissariat à l'Énergie Atomique et aux Énergies Alternatives / CEA, France; the Bundesministerium für Bildung und Forschung, Deutsche Forschungsgemeinschaft, and Helmholtz-Gemeinschaft Deutscher Forschungszentren, Germany; the General Secretariat for Research and Technology, Greece; the National Scientific Research Foundation, and National Office for Research and Technology, Hungary; the Department of Atomic Energy and the Department of Science and Technology, India; the Institute for Studies in Theoretical Physics and Mathematics, Iran; the Science Foundation, Ireland; the Istituto Nazionale di Fisica Nucleare, Italy; the Korean Ministry of Education, Science and Technology and the World Class University program of NRF, Korea; the Lithuanian Academy of Sciences; the Mexican Funding Agencies (CINVESTAV, CONACYT, SEP, and UASLP-FAI); the Ministry of Science and Innovation, New Zealand; the Pakistan Atomic Energy Commission; the State Commission for Scientific Research, Poland; the Fundação para a Ciência e a Tecnologia, Portugal; JINR (Armenia, Belarus, Georgia, Ukraine, Uzbekistan); the Ministry of Science and Technologies of the Russian Federation, the Russian Ministry of Atomic Energy and the Russian Foundation for Basic Research; the Ministry of Science and Technological Development of Serbia; the Ministerio de Ciencia e Innovación, and Programa Consolider-Ingenio 2010, Spain; the Swiss Funding Agencies (ETH Board, ETH Zurich, PSI, SNF, UniZH, Canton Zurich, and SER); the National Science Council, Taipei; the Scientific and Technical Research Council of Turkey, and Turkish Atomic Energy Authority; the Science and Technology Facilities Council, UK; the US Department of Energy, and the US National Science Foundation. Individuals have received support from the Marie-Curie programme and the European Research Council (European Union); the Leventis Foundation; the A. P. Sloan Foundation; the Alexander von Humboldt Foundation; the Belgian Federal Science Policy Office; the Fonds pour la Formation à la Recherche dans l'Industrie et dans l'Agriculture (FRIA-Belgium); the Agentschap voor Innovatie door Wetenschap en Technologie (IWT-Belgium); and the Council of Science and Industrial Research, India.



## References

- [1] P. Bartalini and L. Fanó, eds., “Proceedings of the First International Workshop on Multiple Partonic Interactions at the LHC MPI’08, October 27-31, 2008”.  
arXiv:1003.4220.
- [2] R. G. Jonathan et al., “Same-sign W Pair Production as a Probe of Double Parton Scattering at the LHC”, *Eur. Phys. J. C* **69** (2010) 53,  
doi:10.1140/epjc/s10052-010-1362-y, arXiv:1003.3953.
- [3] CMS Collaboration, “Search for new physics with same-sign isolated dilepton events with jets and missing transverse energy at the LHC”, *JHEP* **06** (2011) 077,  
doi:10.1007/JHEP06(2011)077, arXiv:1104.3168.
- [4] CMS Collaboration, “The CMS experiment at the CERN LHC”, *JINST* **03** (2008) S08004,  
doi:10.1088/1748-0221/3/08/S08004.
- [5] CMS Collaboration, “Measurement of the Underlying Event Activity in Proton-Proton Collisions at 0.9 TeV”, *Eur. Phys. J. C* **70** (2010) 555,  
doi:10.1140/epjc/s10052-010-1453-9, arXiv:1006.2083.
- [6] CMS Collaboration, “Measurement of the Underlying Event Activity at the LHC with  $\sqrt{s} = 7$  TeV and Comparison with  $\sqrt{s} = 0.9$  TeV”, *JHEP* **09** (2011) 109,  
doi:10.1007/JHEP09(2011)109, arXiv:1107.0330.
- [7] ATLAS Collaboration, “Measurement of underlying event characteristics using charged particles in pp collisions at  $\sqrt{s} = 900$  GeV and 7 TeV with the ATLAS detector”, *Phys. Rev. D* **83** (2011) 112001, doi:10.1103/PhysRevD.83.112001, arXiv:1012.0791.
- [8] ALICE Collaboration, “Underlying Event measurements in pp collisions at  $\sqrt{s} = 0.9$  and 7 TeV with the ALICE experiment at the LHC”, (2011). arXiv:1112.2082. Submitted to *JHEP*.
- [9] CMS Collaboration, “Forward Energy Flow, Central Charged-Particle Multiplicities, and Pseudorapidity Gaps in W and Z Boson Events from pp Collisions at 7 TeV”, *Eur. Phys. J. C* **72** (2012) 1839, doi:10.1140/epjc/s10052-011-1839-3, arXiv:1110.0181.
- [10] S. D. Drell and T. M. Yan, “Massive Lepton-Pair Production in Hadron-Hadron Collisions at High Energies”, *Phys. Rev. Lett* **25** (1970) 316,  
doi:10.1103/PhysRevLett.25.316.
- [11] CDF Collaboration, “Studying the Underlying Event in Drell-Yan and High Transverse Momentum Jet Production at the Tevatron”, *Phys. Rev. D* **82** (2010) 034001,  
doi:10.1103/PhysRevD.82.034001.
- [12] T. Sjöstrand and M. Van Zijl, “Multiple parton-parton interactions in an impact parameter picture”, *Phys. Lett. B* **188** (1987) 149, doi:10.1016/0370-2693(87)90722-2.
- [13] L. Frankfurt, M. Strikman, and C. Weiss, “Transverse nucleon structure and diagnostics of hard parton-parton processes at LHC”, *Phys. Rev. D* **83** (2011) 054012,  
doi:10.1103/PhysRevD.83.054012, arXiv:1009.2559.
- [14] CMS Collaboration, “Measurement of the Drell-Yan Cross Section in pp Collisions at  $\sqrt{s} = 7$  TeV”, *JHEP* **10** (2011) 007, doi:10.1007/JHEP10(2011)007,  
arXiv:1108.0566.

- [15] CMS Collaboration, "Measurement of the Inclusive W and Z Production Cross Sections in pp Collisions at  $\sqrt{s} = 7$  TeV", *JHEP* **10** (2011) 132, doi:10.1007/JHEP10(2011)132, arXiv:1107.4789.
- [16] T. Sjöstrand, S. Mrenna, and P. Skands, "PYTHIA 6.4 physics and manual", *JHEP* **05** (2006) 026, doi:10.1088/1126-6708/2006/05/026, arXiv:hep-ph/0603175.
- [17] T. Sjöstrand, S. Mrenna, and P. Skands, "A Brief Introduction to PYTHIA 8.1", *Comput. Phys. Commun.* **178** (2008) 852, doi:10.1016/j.cpc.2008.01.036, arXiv:0710.3820.
- [18] R. Corke, "Multiple Interactions in Pythia 8", (2009). arXiv:0901.2852.
- [19] F. Maltoni and T. Stelzer, "MadEvent: Automatic event generation with MadGraph", *JHEP* **02** (2003) 027, doi:10.1088/1126-6708/2003/02/027, arXiv:hep-ph/0208156.
- [20] J. Alwall et al., "MadGraph 5: Going Beyond", *JHEP* **06** (2011) 128, doi:10.1007/JHEP06(2011)128, arXiv:1106.0522.
- [21] S. Frixione, P. Nason, and C. Oleari, "Matching NLO QCD computations with parton shower simulations: the POWHEG method", *JHEP* **11** (2007) 070, doi:10.1088/1126-6708/2007/11/070, arXiv:0709.2092.
- [22] B. Andersson et al., "Parton fragmentation and string dynamics", *Phys. Rep.* **97** (1983) 31, doi:10.1016/0370-1573(83)90080-7.
- [23] M. Bahr et al., "Herwig++ Physics and Manual", *Eur. Phys. J. C* **58** (2008) 639, doi:10.1140/epjc/s10052-008-0798-9, arXiv:0803.0883.
- [24] B. R. Webber, "A QCD model for jet fragmentation including soft gluon interference", *Nucl. Phys. B* **238** (1984) 492, doi:10.1016/0550-3213(84)90333-X.
- [25] A. Kupco, "Cluster Hadronization in HERWIG 5.9", (1999). arXiv:hep-ph/9906412.
- [26] P. Z. Skands and D. Wicke, "Non-perturbative QCD effects and the top mass at the Tevatron", *Eur. Phys. J. C* **52** (2007) 133, doi:10.1140/epjc/s10052-007-0352-1, arXiv:hep-ph/0703081.
- [27] R. Field, "Early LHC Underlying Event Data - Findings and Surprises", (2010). arXiv:1010.3558.
- [28] A. Buckley et al., "Systematic event generator tuning for the LHC", *Eur. Phys. J. C* **65** (2010) 331, doi:10.1140/epjc/s10052-009-1196-7, arXiv:0907.2973.
- [29] ATLAS Collaboration, "Charged-particle multiplicities in pp interactions measured with the ATLAS detector at the LHC", *New J. Phys.* **13** (2011) 053033, doi:10.1016/j.physletb.2010.03.064, arXiv:1012.5104.
- [30] J. Pumplin et al., "New generation of parton distributions with uncertainties from global QCD analysis", *JHEP* **07** (2002) 012, doi:10.1088/1126-6708/2002/07/012, arXiv:hep-ph/0201195.
- [31] R. Corke and T. Sjöstrand, "Interleaved Parton Showers and Tuning Prospects", *JHEP* **03** (2010) 032, doi:10.1007/JHEP03(2011)032, arXiv:1011.1759.

- [32] H.-L. Lai et al., “New parton distributions for collider physics”, *Phys. Rev. D* **82** (2010) 074024, doi:10.1103/PhysRevD.82.074024, arXiv:1007.2241.
- [33] GEANT4 Collaboration, “GEANT4: A simulation toolkit”, *Nucl. Instrum. Meth. A* **506** (2003) 250, doi:10.1016/S0168-9002(03)01368-8.
- [34] M. Cacciari and G. P. Salam, “Pileup subtraction using jet areas”, *Phys. Lett. B* **659** (2008) 119, doi:10.1016/j.physletb.2007.09.077, arXiv:0707.1378.
- [35] CMS Collaboration, “CMS Tracking Performance Results from Early LHC Operation”, *Eur. Phys. J. C* **70** (2010) 1165, doi:10.1140/epjc/s10052-010-1491-3, arXiv:1007.1988.
- [36] G. D’Agostini, “A Multidimensional unfolding method based on Bayes’ theorem”, *Nucl. Instrum. Meth. A* **362** (1995) 487, doi:10.1016/0168-9002(95)00274-X.
- [37] CMS Collaboration, “Strange Particle Production in pp Collisions at  $\sqrt{s} = 0.9$  and 7 TeV”, *JHEP* **05** (2011) 064, doi:10.1007/JHEP05(2011)064, arXiv:1102.4282.
- [38] CMS Collaboration, “Measurement of the Rapidity and Transverse Momentum Distributions of Z Bosons in pp Collisions at  $\sqrt{s} = 7$  TeV”, *Phys. Rev. D* **85** (2012) 032002, doi:10.1103/PhysRevD.85.032002, arXiv:1110.4973.



## A The CMS Collaboration

### Yerevan Physics Institute, Yerevan, Armenia

S. Chatrchyan, V. Khachatryan, A.M. Sirunyan, A. Tumasyan

### Institut für Hochenergiephysik der OeAW, Wien, Austria

W. Adam, T. Bergauer, M. Dragicevic, J. Erö, C. Fabjan, M. Friedl, R. Frühwirth, V.M. Ghete, J. Hammer<sup>1</sup>, M. Hoch, N. Hörmann, J. Hrubec, M. Jeitler, W. Kiesenhofer, M. Krammer, D. Liko, I. Mikulec, M. Pernicka<sup>†</sup>, B. Rahbaran, C. Rohringer, H. Rohringer, R. Schöffbeck, J. Strauss, A. Taurok, F. Teischinger, P. Wagner, W. Waltenberger, G. Walzel, E. Widl, C.-E. Wulz

### National Centre for Particle and High Energy Physics, Minsk, Belarus

V. Mossolov, N. Shumeiko, J. Suarez Gonzalez

### Universiteit Antwerpen, Antwerpen, Belgium

S. Bansal, L. Benucci, T. Cornelis, E.A. De Wolf, X. Janssen, S. Luyckx, T. Maes, L. Mucibello, S. Ochesanu, B. Roland, R. Rougny, M. Selvaggi, H. Van Haeevermaet, P. Van Mechelen, N. Van Remortel, A. Van Spilbeeck

### Vrije Universiteit Brussel, Brussel, Belgium

F. Blekman, S. Blyweert, J. D'Hondt, R. Gonzalez Suarez, A. Kalogeropoulos, M. Maes, A. Olbrechts, W. Van Doninck, P. Van Mulders, G.P. Van Onsem, I. Villella

### Université Libre de Bruxelles, Bruxelles, Belgium

O. Charaf, B. Clerboux, G. De Lentdecker, V. Dero, A.P.R. Gay, G.H. Hammad, T. Hreus, A. Léonard, P.E. Marage, L. Thomas, C. Vander Velde, P. Vanlaer, J. Wickens

### Ghent University, Ghent, Belgium

V. Adler, K. Bernaert, A. Cimmino, S. Costantini, G. Garcia, M. Grunewald, B. Klein, J. Lellouch, A. Marinov, J. McCartin, A.A. Ocampo Rios, D. Ryckbosch, N. Strobbe, F. Thyssen, M. Tytgat, L. Vanelderen, P. Verwilligen, S. Walsh, E. Yazgan, N. Zaganidis

### Université Catholique de Louvain, Louvain-la-Neuve, Belgium

S. Basegmez, G. Bruno, L. Ceard, J. De Favereau De Jeneret, C. Delaere, T. du Pree, D. Favart, L. Forthomme, A. Giammanco<sup>2</sup>, G. Grégoire, J. Hollar, V. Lemaître, J. Liao, O. Militaru, C. Nuttens, D. Pagano, A. Pin, K. Piotrkowski, N. Schul

### Université de Mons, Mons, Belgium

N. Bely, T. Caebergs, E. Daubie

### Centro Brasileiro de Pesquisas Fisicas, Rio de Janeiro, Brazil

G.A. Alves, D. De Jesus Damiao, T. Martins, M.E. Pol, M.H.G. Souza

### Universidade do Estado do Rio de Janeiro, Rio de Janeiro, Brazil

W.L. Aldá Júnior, W. Carvalho, A. Custódio, E.M. Da Costa, C. De Oliveira Martins, S. Fonseca De Souza, D. Matos Figueiredo, L. Mundim, H. Nogima, V. Oguri, W.L. Prado Da Silva, A. Santoro, S.M. Silva Do Amaral, L. Soares Jorge, A. Sznajder

### Instituto de Fisica Teorica, Universidade Estadual Paulista, Sao Paulo, Brazil

T.S. Anjos<sup>3</sup>, C.A. Bernardes<sup>3</sup>, F.A. Dias<sup>4</sup>, T.R. Fernandez Perez Tomei, E. M. Gregores<sup>3</sup>, C. Lagana, F. Marinho, P.G. Mercadante<sup>3</sup>, S.F. Novaes, Sandra S. Padula

### Institute for Nuclear Research and Nuclear Energy, Sofia, Bulgaria

V. Genchev<sup>1</sup>, P. Iaydjiev<sup>1</sup>, S. Piperov, M. Rodozov, S. Stoykova, G. Sultanov, V. Tcholakov, R. Trayanov, M. Vutova

**University of Sofia, Sofia, Bulgaria**

A. Dimitrov, R. Hadjiiska, A. Karadzhinova, V. Kozhuharov, L. Litov, B. Pavlov, P. Petkov

**Institute of High Energy Physics, Beijing, China**

J.G. Bian, G.M. Chen, H.S. Chen, C.H. Jiang, D. Liang, S. Liang, X. Meng, J. Tao, J. Wang, J. Wang, X. Wang, Z. Wang, H. Xiao, M. Xu, J. Zang, Z. Zhang

**State Key Lab. of Nucl. Phys. and Tech., Peking University, Beijing, China**

C. Asawatangtrakuldee, Y. Ban, S. Guo, Y. Guo, W. Li, S. Liu, Y. Mao, S.J. Qian, H. Teng, S. Wang, B. Zhu, W. Zou

**Universidad de Los Andes, Bogota, Colombia**

A. Cabrera, B. Gomez Moreno, A.F. Osorio Oliveros, J.C. Sanabria

**Technical University of Split, Split, Croatia**

N. Godinovic, D. Lelas, R. Plestina<sup>5</sup>, D. Polic, I. Puljak<sup>1</sup>

**University of Split, Split, Croatia**

Z. Antunovic, M. Dzelalija, M. Kovac

**Institute Rudjer Boskovic, Zagreb, Croatia**

V. Brigljevic, S. Duric, K. Kadija, J. Luetic, S. Morovic

**University of Cyprus, Nicosia, Cyprus**

A. Attikis, M. Galanti, J. Mousa, C. Nicolaou, F. Ptochos, P.A. Razis

**Charles University, Prague, Czech Republic**

M. Finger, M. Finger Jr.

**Academy of Scientific Research and Technology of the Arab Republic of Egypt, Egyptian Network of High Energy Physics, Cairo, Egypt**

Y. Assran<sup>6</sup>, A. Ellithi Kamel<sup>7</sup>, S. Khalil<sup>8</sup>, M.A. Mahmoud<sup>9</sup>, A. Radi<sup>8,10</sup>

**National Institute of Chemical Physics and Biophysics, Tallinn, Estonia**

A. Hektor, M. Kadastik, M. Müntel, M. Raidal, L. Rebane, A. Tiko

**Department of Physics, University of Helsinki, Helsinki, Finland**

V. Azzolini, P. Eerola, G. Fedi, M. Voutilainen

**Helsinki Institute of Physics, Helsinki, Finland**

S. Czellar, J. Härkönen, A. Heikkinen, V. Karimäki, R. Kinnunen, M.J. Kortelainen, T. Lampén, K. Lassila-Perini, S. Lehti, T. Lindén, P. Luukka, T. Mäenpää, T. Peltola, E. Tuominen, J. Tuominiemi, E. Tuovinen, D. Ungaro, L. Wendland

**Lappeenranta University of Technology, Lappeenranta, Finland**

K. Banzuzi, A. Korpela, T. Tuuva

**Laboratoire d'Annecy-le-Vieux de Physique des Particules, IN2P3-CNRS, Annecy-le-Vieux, France**

D. Sillou

**DSM/IRFU, CEA/Saclay, Gif-sur-Yvette, France**

M. Besancon, S. Choudhury, M. Dejardin, D. Denegri, B. Fabbro, J.L. Faure, F. Ferri, S. Ganjour, A. Givernaud, P. Gras, G. Hamel de Monchenault, P. Jarry, E. Locci, J. Malcles, M. Marionneau, L. Millischer, J. Rander, A. Rosowsky, I. Shreyber, M. Titov

**Laboratoire Leprince-Ringuet, Ecole Polytechnique, IN2P3-CNRS, Palaiseau, France**

S. Baffioni, F. Beaudette, L. Benhabib, L. Bianchini, M. Bluj<sup>11</sup>, C. Broutin, P. Busson, C. Charlot, N. Daci, T. Dahms, L. Dobrzynski, S. Elgammal, R. Granier de Cassagnac, M. Haguenaer, P. Miné, C. Mironov, C. Ochando, P. Paganini, D. Sabes, R. Salerno, Y. Sirois, C. Thiebaut, C. Veelken, A. Zabi

**Institut Pluridisciplinaire Hubert Curien, Université de Strasbourg, Université de Haute Alsace Mulhouse, CNRS/IN2P3, Strasbourg, France**

J.-L. Agram<sup>12</sup>, J. Andrea, D. Bloch, D. Bodin, J.-M. Brom, M. Cardaci, E.C. Chabert, C. Collard, E. Conte<sup>12</sup>, F. Drouhin<sup>12</sup>, C. Ferro, J.-C. Fontaine<sup>12</sup>, D. Gelé, U. Goerlach, S. Greder, P. Juillot, M. Karim<sup>12</sup>, A.-C. Le Bihan, P. Van Hove

**Centre de Calcul de l'Institut National de Physique Nucleaire et de Physique des Particules (IN2P3), Villeurbanne, France**

F. Fassi, D. Mercier

**Université de Lyon, Université Claude Bernard Lyon 1, CNRS-IN2P3, Institut de Physique Nucléaire de Lyon, Villeurbanne, France**

C. Baty, S. Beauceron, N. Beaupere, M. Bedjidian, O. Bondu, G. Boudoul, D. Boumediene, H. Brun, J. Chasserat, R. Chierici<sup>1</sup>, D. Contardo, P. Depasse, H. El Mamouni, A. Falkiewicz, J. Fay, S. Gascon, M. Gouzevitch, B. Ille, T. Kurca, T. Le Grand, M. Lethuillier, L. Mirabito, S. Perries, V. Sordini, S. Tosi, Y. Tschudi, P. Verdier, S. Viret

**Institute of High Energy Physics and Informatization, Tbilisi State University, Tbilisi, Georgia**

D. Lomidze

**RWTH Aachen University, I. Physikalisches Institut, Aachen, Germany**

G. Anagnostou, S. Beranek, M. Edelhoff, L. Feld, N. Heracleous, O. Hindrichs, R. Jussen, K. Klein, J. Merz, A. Ostapchuk, A. Perieanu, F. Raupach, J. Sammet, S. Schael, D. Sprenger, H. Weber, B. Wittmer, V. Zhukov<sup>13</sup>

**RWTH Aachen University, III. Physikalisches Institut A, Aachen, Germany**

M. Ata, J. Caudron, E. Dietz-Laursonn, M. Erdmann, A. Güth, T. Hebbeker, C. Heidemann, K. Hoepfner, T. Klimkovich, D. Klingebiel, P. Kreuzer, D. Lanske<sup>†</sup>, J. Lingemann, C. Magass, M. Merschmeyer, A. Meyer, M. Olschewski, P. Papacz, H. Pieta, H. Reithler, S.A. Schmitz, L. Sonnenschein, J. Steggemann, D. Teyssier, M. Weber

**RWTH Aachen University, III. Physikalisches Institut B, Aachen, Germany**

M. Bontenackels, V. Cherepanov, M. Davids, G. Flügge, H. Geenen, M. Geisler, W. Haj Ahmad, F. Hoehle, B. Kargoll, T. Kress, Y. Kuessel, A. Linn, A. Nowack, L. Perchalla, O. Pooth, J. Rennefeld, P. Sauerland, A. Stahl, M.H. Zoeller

**Deutsches Elektronen-Synchrotron, Hamburg, Germany**

M. Aldaya Martin, W. Behrenhoff, U. Behrens, M. Bergholz<sup>14</sup>, A. Bethani, K. Borras, A. Cakir, A. Campbell, E. Castro, D. Dammann, G. Eckerlin, D. Eckstein, A. Flossdorf, G. Flucke, A. Geiser, J. Hauk, H. Jung<sup>1</sup>, M. Kasemann, P. Katsas, C. Kleinwort, H. Kluge, A. Knutsson, M. Krämer, D. Krücker, E. Kuznetsova, W. Lange, W. Lohmann<sup>14</sup>, B. Lutz, R. Mankel, I. Marfin, M. Marienfeld, I.-A. Melzer-Pellmann, A.B. Meyer, J. Mnich, A. Mussgiller, S. Naumann-Emme, J. Olzem, A. Petrukhin, D. Pitzl, A. Raspereza, P.M. Ribeiro Cipriano, M. Rosin, J. Salfeld-Nebgen, R. Schmidt<sup>14</sup>, T. Schoerner-Sadenius, N. Sen, A. Spiridonov, M. Stein, J. Tomaszewska, R. Walsh, C. Wissing

**University of Hamburg, Hamburg, Germany**

C. Autermann, V. Blobel, S. Bobrovskiy, J. Draeger, H. Enderle, J. Erfle, U. Gebbert, M. Görner, T. Hermanns, K. Kaschube, G. Kaussen, H. Kirschenmann, R. Klanner, J. Lange, B. Mura, F. Nowak, N. Pietsch, C. Sander, H. Schettler, P. Schleper, E. Schlieckau, M. Schröder, T. Schum, H. Stadie, G. Steinbrück, J. Thomsen

**Institut für Experimentelle Kernphysik, Karlsruhe, Germany**

C. Barth, J. Berger, T. Chwalek, W. De Boer, A. Dierlamm, G. Dirkes, M. Feindt, J. Gruschke, M. Guthoff<sup>1</sup>, C. Hackstein, F. Hartmann, M. Heinrich, H. Held, K.H. Hoffmann, S. Honc, I. Katkov<sup>13</sup>, J.R. Komaragiri, T. Kuhr, D. Martschei, S. Mueller, Th. Müller, M. Niegel, O. Oberst, A. Oehler, J. Ott, T. Peiffer, G. Quast, K. Rabbertz, F. Ratnikov, N. Ratnikova, M. Renz, S. Röcker, C. Saout, A. Scheurer, P. Schieferdecker, F-P. Schilling, M. Schmanau, G. Schott, H.J. Simonis, F.M. Stober, D. Troendle, J. Wagner-Kuhr, T. Weiler, M. Zeise, E.B. Ziebarth

**Institute of Nuclear Physics "Demokritos", Aghia Paraskevi, Greece**

G. Daskalakis, T. Gerasis, S. Kesisoglou, A. Kyriakis, D. Loukas, I. Manolakos, A. Markou, C. Markou, C. Mavrommatis, E. Ntomari

**University of Athens, Athens, Greece**

L. Gouskos, T.J. Mertzimekis, A. Panagiotou, N. Saoulidou, E. Stiliaris

**University of Ioánnina, Ioánnina, Greece**

I. Evangelou, C. Foudas<sup>1</sup>, P. Kokkas, N. Manthos, I. Papadopoulos, V. Patras, F.A. Triantis

**KFKI Research Institute for Particle and Nuclear Physics, Budapest, Hungary**

A. Aranyi, G. Bencze, L. Boldizsar, C. Hajdu<sup>1</sup>, P. Hidas, D. Horvath<sup>15</sup>, A. Kapusi, K. Krajczar<sup>16</sup>, F. Sikler<sup>1</sup>, G. Vesztergombi<sup>16</sup>

**Institute of Nuclear Research ATOMKI, Debrecen, Hungary**

N. Beni, J. Molnar, J. Palinkas, Z. Szillasi, V. Veszpremi

**University of Debrecen, Debrecen, Hungary**

J. Karancsi, P. Raics, Z.L. Trocsanyi, B. Ujvari

**Panjab University, Chandigarh, India**

S.B. Beri, V. Bhatnagar, N. Dhingra, R. Gupta, M. Jindal, M. Kaur, J.M. Kohli, M.Z. Mehta, N. Nishu, L.K. Saini, A. Sharma, A.P. Singh, J. Singh, S.P. Singh

**University of Delhi, Delhi, India**

S. Ahuja, B.C. Choudhary, A. Kumar, A. Kumar, S. Malhotra, M. Naimuddin, K. Ranjan, V. Sharma, R.K. Shivpuri

**Saha Institute of Nuclear Physics, Kolkata, India**

S. Banerjee, S. Bhattacharya, S. Dutta, B. Gomber, Sa. Jain, Sh. Jain, R. Khurana, S. Sarkar

**Bhabha Atomic Research Centre, Mumbai, India**

R.K. Choudhury, D. Dutta, S. Kailas, V. Kumar, A.K. Mohanty<sup>1</sup>, L.M. Pant, P. Shukla

**Tata Institute of Fundamental Research - EHEP, Mumbai, India**

T. Aziz, S. Ganguly, M. Guchait<sup>17</sup>, A. Gurtu<sup>18</sup>, M. Maity<sup>19</sup>, G. Majumder, K. Mazumdar, G.B. Mohanty, B. Parida, A. Saha, K. Sudhakar, N. Wickramage

**Tata Institute of Fundamental Research - HECR, Mumbai, India**

S. Banerjee, S. Dugad, N.K. Mondal



**Institute for Research in Fundamental Sciences (IPM), Tehran, Iran**

H. Arfaei, H. Bakhshiansohi<sup>20</sup>, S.M. Etesami<sup>21</sup>, A. Fahim<sup>20</sup>, M. Hashemi, H. Hesari, A. Jafari<sup>20</sup>, M. Khakzad, A. Mohammadi<sup>22</sup>, M. Mohammadi Najafabadi, S. Paktinat Mehdiabadi, B. Safarzadeh<sup>23</sup>, M. Zeinali<sup>21</sup>

**INFN Sezione di Bari <sup>a</sup>, Università di Bari <sup>b</sup>, Politecnico di Bari <sup>c</sup>, Bari, Italy**

M. Abbrescia<sup>a,b</sup>, L. Barbone<sup>a,b</sup>, C. Calabria<sup>a,b</sup>, S.S. Chhibra<sup>a,b</sup>, A. Colaleo<sup>a</sup>, D. Creanza<sup>a,c</sup>, N. De Filippis<sup>a,c,1</sup>, M. De Palma<sup>a,b</sup>, L. Fiore<sup>a</sup>, G. Iaselli<sup>a,c</sup>, L. Lusito<sup>a,b</sup>, G. Maggi<sup>a,c</sup>, M. Maggi<sup>a</sup>, N. Manna<sup>a,b</sup>, B. Marangelli<sup>a,b</sup>, S. My<sup>a,c</sup>, S. Nuzzo<sup>a,b</sup>, N. Pacifico<sup>a,b</sup>, A. Pompili<sup>a,b</sup>, G. Pugliese<sup>a,c</sup>, F. Romano<sup>a,c</sup>, G. Selvaggi<sup>a,b</sup>, L. Silvestris<sup>a</sup>, G. Singh<sup>a,b</sup>, S. Tupputi<sup>a,b</sup>, G. Zito<sup>a</sup>

**INFN Sezione di Bologna <sup>a</sup>, Università di Bologna <sup>b</sup>, Bologna, Italy**

G. Abbiendi<sup>a</sup>, A.C. Benvenuti<sup>a</sup>, D. Bonacorsi<sup>a</sup>, S. Braibant-Giacomelli<sup>a,b</sup>, L. Brigliadori<sup>a</sup>, P. Capiluppi<sup>a,b</sup>, A. Castro<sup>a,b</sup>, F.R. Cavallo<sup>a</sup>, M. Cuffiani<sup>a,b</sup>, G.M. Dallavalle<sup>a</sup>, F. Fabbri<sup>a</sup>, A. Fanfani<sup>a,b</sup>, D. Fasanella<sup>a,1</sup>, P. Giacomelli<sup>a</sup>, C. Grandi<sup>a</sup>, S. Marcellini<sup>a</sup>, G. Masetti<sup>a</sup>, M. Meneghelli<sup>a,b</sup>, A. Montanari<sup>a</sup>, F.L. Navarria<sup>a,b</sup>, F. Odoricci<sup>a</sup>, A. Perrotta<sup>a</sup>, F. Primavera<sup>a</sup>, A.M. Rossi<sup>a,b</sup>, T. Rovelli<sup>a,b</sup>, G. Siroli<sup>a,b</sup>, R. Travaglini<sup>a,b</sup>

**INFN Sezione di Catania <sup>a</sup>, Università di Catania <sup>b</sup>, Catania, Italy**

S. Albergo<sup>a,b</sup>, G. Cappello<sup>a,b</sup>, M. Chiorboli<sup>a,b</sup>, S. Costa<sup>a,b</sup>, R. Potenza<sup>a,b</sup>, A. Tricomi<sup>a,b</sup>, C. Tuve<sup>a,b</sup>

**INFN Sezione di Firenze <sup>a</sup>, Università di Firenze <sup>b</sup>, Firenze, Italy**

G. Barbagli<sup>a</sup>, V. Ciulli<sup>a,b</sup>, C. Civinini<sup>a</sup>, R. D'Alessandro<sup>a,b</sup>, E. Focardi<sup>a,b</sup>, S. Frosali<sup>a,b</sup>, E. Gallo<sup>a</sup>, S. Gonzi<sup>a,b</sup>, M. Meschini<sup>a</sup>, S. Paoletti<sup>a</sup>, G. Sguazzoni<sup>a</sup>, A. Tropiano<sup>a,1</sup>

**INFN Laboratori Nazionali di Frascati, Frascati, Italy**

L. Benussi, S. Bianco, S. Colafranceschi<sup>24</sup>, F. Fabbri, D. Piccolo

**INFN Sezione di Genova, Genova, Italy**

P. Fabbri, R. Musenich

**INFN Sezione di Milano-Bicocca <sup>a</sup>, Università di Milano-Bicocca <sup>b</sup>, Milano, Italy**

A. Benaglia<sup>a,b,1</sup>, F. De Guio<sup>a,b</sup>, L. Di Matteo<sup>a,b</sup>, S. Fiorendi<sup>a,b</sup>, S. Gennai<sup>a,1</sup>, A. Ghezzi<sup>a,b</sup>, S. Malvezzi<sup>a</sup>, R.A. Manzoni<sup>a,b</sup>, A. Martelli<sup>a,b</sup>, A. Massironi<sup>a,b,1</sup>, D. Menasce<sup>a</sup>, L. Moroni<sup>a</sup>, M. Paganoni<sup>a,b</sup>, D. Pedrini<sup>a</sup>, S. Ragazzi<sup>a,b</sup>, N. Redaelli<sup>a</sup>, S. Sala<sup>a</sup>, T. Tabarelli de Fatis<sup>a,b</sup>

**INFN Sezione di Napoli <sup>a</sup>, Università di Napoli "Federico II" <sup>b</sup>, Napoli, Italy**

S. Buontempo<sup>a</sup>, C.A. Carrillo Montoya<sup>a,1</sup>, N. Cavallo<sup>a,25</sup>, A. De Cosa<sup>a,b</sup>, O. Dogangun<sup>a,b</sup>, F. Fabozzi<sup>a,25</sup>, A.O.M. Iorio<sup>a,1</sup>, L. Lista<sup>a</sup>, M. Merola<sup>a,b</sup>, P. Paolucci<sup>a</sup>

**INFN Sezione di Padova <sup>a</sup>, Università di Padova <sup>b</sup>, Università di Trento (Trento) <sup>c</sup>, Padova, Italy**

P. Azzi<sup>a</sup>, N. Bacchetta<sup>a,1</sup>, P. Bellan<sup>a,b</sup>, D. Bisello<sup>a,b</sup>, A. Branca<sup>a</sup>, R. Carlin<sup>a,b</sup>, P. Checchia<sup>a</sup>, T. Dorigo<sup>a</sup>, U. Dosselli<sup>a</sup>, F. Gasparini<sup>a,b</sup>, U. Gasparini<sup>a,b</sup>, A. Gozzelino<sup>a</sup>, K. Kanishchev<sup>a,c</sup>, S. Lacaprara<sup>a,26</sup>, I. Lazzizzera<sup>a,c</sup>, M. Margoni<sup>a,b</sup>, M. Mazzucato<sup>a</sup>, A.T. Meneguzzo<sup>a,b</sup>, M. Nespolo<sup>a,1</sup>, L. Perrozzi<sup>a</sup>, N. Pozzobon<sup>a,b</sup>, P. Ronchese<sup>a,b</sup>, F. Simonetto<sup>a,b</sup>, E. Torassa<sup>a</sup>, M. Tosi<sup>a,b,1</sup>, A. Triossi<sup>a</sup>, S. Vanini<sup>a,b</sup>, P. Zotto<sup>a,b</sup>, G. Zumerle<sup>a,b</sup>

**INFN Sezione di Pavia <sup>a</sup>, Università di Pavia <sup>b</sup>, Pavia, Italy**

P. Baesso<sup>a,b</sup>, U. Berzano<sup>a</sup>, S.P. Ratti<sup>a,b</sup>, C. Riccardi<sup>a,b</sup>, P. Torre<sup>a,b</sup>, P. Vitulo<sup>a,b</sup>, C. Viviani<sup>a,b</sup>

**INFN Sezione di Perugia <sup>a</sup>, Università di Perugia <sup>b</sup>, Perugia, Italy**

M. Biasini<sup>a,b</sup>, G.M. Bilei<sup>a</sup>, B. Caponeri<sup>a,b</sup>, L. Fanò<sup>a,b</sup>, P. Lariccia<sup>a,b</sup>, A. Lucaroni<sup>a,b,1</sup>, G. Mantovani<sup>a,b</sup>, M. Menichelli<sup>a</sup>, A. Nappi<sup>a,b</sup>, F. Romeo<sup>a,b</sup>, A. Santocchia<sup>a,b</sup>, S. Taroni<sup>a,b,1</sup>, M. Valdata<sup>a,b</sup>

**INFN Sezione di Pisa<sup>a</sup>, Università di Pisa<sup>b</sup>, Scuola Normale Superiore di Pisa<sup>c</sup>, Pisa, Italy**  
 P. Azzurri<sup>a,c</sup>, G. Bagliesi<sup>a</sup>, T. Boccali<sup>a</sup>, G. Broccolo<sup>a,c</sup>, R. Castaldi<sup>a</sup>, R.T. D’Agnolo<sup>a,c</sup>,  
 R. Dell’Orso<sup>a</sup>, F. Fiori<sup>a,b</sup>, L. Foà<sup>a,c</sup>, A. Giassi<sup>a</sup>, A. Kraan<sup>a</sup>, F. Ligabue<sup>a,c</sup>, T. Lomtadze<sup>a</sup>,  
 L. Martini<sup>a,27</sup>, A. Messineo<sup>a,b</sup>, F. Palla<sup>a</sup>, F. Palmonari<sup>a</sup>, A. Rizzi<sup>a,b</sup>, A.T. Serban<sup>a</sup>, P. Spagnolo<sup>a</sup>,  
 R. Tenchini<sup>a</sup>, G. Tonelli<sup>a,b,1</sup>, A. Venturi<sup>a,1</sup>, P.G. Verdini<sup>a</sup>

**INFN Sezione di Roma<sup>a</sup>, Università di Roma “La Sapienza”<sup>b</sup>, Roma, Italy**  
 L. Barone<sup>a,b</sup>, F. Cavallari<sup>a</sup>, D. Del Re<sup>a,b,1</sup>, M. Diemoz<sup>a</sup>, C. Fanelli<sup>a,b</sup>, D. Franci<sup>a,b</sup>, M. Grassi<sup>a,1</sup>,  
 E. Longo<sup>a,b</sup>, P. Meridiani<sup>a</sup>, F. Micheli<sup>a,b</sup>, S. Nourbakhsh<sup>a</sup>, G. Organtini<sup>a,b</sup>, F. Pandolfi<sup>a,b</sup>,  
 R. Paramatti<sup>a</sup>, S. Rahatlou<sup>a,b</sup>, M. Sigamani<sup>a</sup>, L. Soffi<sup>a,b</sup>

**INFN Sezione di Torino<sup>a</sup>, Università di Torino<sup>b</sup>, Università del Piemonte Orientale (Novara)<sup>c</sup>, Torino, Italy**  
 N. Amapane<sup>a,b</sup>, R. Arcidiacono<sup>a,c</sup>, S. Argiro<sup>a,b</sup>, M. Arneodo<sup>a,c</sup>, C. Biino<sup>a</sup>, C. Botta<sup>a,b</sup>,  
 N. Cartiglia<sup>a</sup>, R. Castello<sup>a,b</sup>, M. Costa<sup>a,b</sup>, N. Demaria<sup>a</sup>, A. Graziano<sup>a,b</sup>, C. Mariotti<sup>a,1</sup>, S. Maselli<sup>a</sup>,  
 E. Migliore<sup>a,b</sup>, V. Monaco<sup>a,b</sup>, M. Musich<sup>a</sup>, M.M. Obertino<sup>a,c</sup>, N. Pastrone<sup>a</sup>, M. Pelliccioni<sup>a</sup>,  
 A. Potenza<sup>a,b</sup>, A. Romero<sup>a,b</sup>, M. Ruspa<sup>a,c</sup>, R. Sacchi<sup>a,b</sup>, A. Solano<sup>a,b</sup>, A. Staiano<sup>a</sup>, P.P. Trapani<sup>a,b</sup>,  
 A. Vilela Pereira<sup>a</sup>

**INFN Sezione di Trieste<sup>a</sup>, Università di Trieste<sup>b</sup>, Trieste, Italy**  
 S. Belforte<sup>a</sup>, F. Cossutti<sup>a</sup>, G. Della Ricca<sup>a,b</sup>, B. Gobbo<sup>a</sup>, M. Marone<sup>a,b</sup>, D. Montanino<sup>a,b,1</sup>,  
 A. Penzo<sup>a</sup>

**Kangwon National University, Chunchon, Korea**

S.G. Heo, S.K. Nam

**Kyungpook National University, Daegu, Korea**

S. Chang, J. Chung, D.H. Kim, G.N. Kim, J.E. Kim, D.J. Kong, H. Park, S.R. Ro, D.C. Son

**Chonnam National University, Institute for Universe and Elementary Particles, Kwangju, Korea**

J.Y. Kim, Zero J. Kim, S. Song

**Konkuk University, Seoul, Korea**

H.Y. Jo

**Korea University, Seoul, Korea**

S. Choi, D. Gyun, B. Hong, M. Jo, H. Kim, T.J. Kim, K.S. Lee, D.H. Moon, S.K. Park, E. Seo, K.S. Sim

**University of Seoul, Seoul, Korea**

M. Choi, S. Kang, H. Kim, J.H. Kim, C. Park, I.C. Park, S. Park, G. Ryu

**Sungkyunkwan University, Suwon, Korea**

Y. Cho, Y. Choi, Y.K. Choi, J. Goh, M.S. Kim, B. Lee, J. Lee, S. Lee, H. Seo, I. Yu

**Vilnius University, Vilnius, Lithuania**

M.J. Bilinskas, I. Grigelionis, M. Janulis

**Centro de Investigacion y de Estudios Avanzados del IPN, Mexico City, Mexico**

H. Castilla-Valdez, E. De La Cruz-Burelo, I. Heredia-de La Cruz, R. Lopez-Fernandez, R. Magaña Villalba, J. Martínez-Ortega, A. Sánchez-Hernández, L.M. Villasenor-Cendejas

**Universidad Iberoamericana, Mexico City, Mexico**

S. Carrillo Moreno, F. Vazquez Valencia

**Benemerita Universidad Autonoma de Puebla, Puebla, Mexico**

H.A. Salazar Ibarguen

**Universidad Autónoma de San Luis Potosí, San Luis Potosí, Mexico**

E. Casimiro Linares, A. Morelos Pineda, M.A. Reyes-Santos

**University of Auckland, Auckland, New Zealand**

D. Krofcheck

**University of Canterbury, Christchurch, New Zealand**

A.J. Bell, P.H. Butler, R. Doesburg, S. Reucroft, H. Silverwood

**National Centre for Physics, Quaid-I-Azam University, Islamabad, Pakistan**

M. Ahmad, M.I. Asghar, H.R. Hoorani, S. Khalid, W.A. Khan, T. Khurshid, S. Qazi, M.A. Shah, M. Shoaib

**Institute of Experimental Physics, Faculty of Physics, University of Warsaw, Warsaw, Poland**

G. Brona, M. Cwiok, W. Dominik, K. Doroba, A. Kalinowski, M. Konecki, J. Krolikowski

**Soltan Institute for Nuclear Studies, Warsaw, Poland**

H. Bialkowska, B. Boimska, T. Frueboes, R. Gokieli, M. Górski, M. Kazana, K. Nawrocki, K. Romanowska-Rybinska, M. Szleper, G. Wrochna, P. Zalewski

**Laboratório de Instrumentação e Física Experimental de Partículas, Lisboa, Portugal**

N. Almeida, P. Bargassa, A. David, P. Faccioli, P.G. Ferreira Parracho, M. Gallinaro, P. Musella, A. Nayak, J. Pela<sup>1</sup>, P.Q. Ribeiro, J. Seixas, J. Varela, P. Vischia

**Joint Institute for Nuclear Research, Dubna, Russia**

S. Afanasiev, I. Belotelov, P. Bunin, I. Golutvin, I. Gorbunov, A. Kamenev, V. Karjavin, V. Konoplyanikov, G. Kozlov, A. Lanev, P. Moisezenz, V. Palichik, V. Perelygin, S. Shmatov, V. Smirnov, A. Volodko, A. Zarubin

**Petersburg Nuclear Physics Institute, Gatchina (St Petersburg), Russia**

S. Evstyukhin, V. Golovtsov, Y. Ivanov, V. Kim, P. Levchenko, V. Murzin, V. Oreshkin, I. Smirnov, V. Sulimov, L. Uvarov, S. Vavilov, A. Vorobyev, An. Vorobyev

**Institute for Nuclear Research, Moscow, Russia**

Yu. Andreev, A. Dermenev, S. Gninenko, N. Golubev, M. Kirsanov, N. Krasnikov, V. Matveev, A. Pashenkov, A. Toropin, S. Troitsky

**Institute for Theoretical and Experimental Physics, Moscow, Russia**

V. Epshteyn, M. Erofeeva, V. Gavrilov, M. Kossov<sup>1</sup>, A. Krokhotin, N. Lychkovskaya, V. Popov, G. Safronov, S. Semenov, V. Stolin, E. Vlasov, A. Zhokin

**Moscow State University, Moscow, Russia**

A. Belyaev, E. Boos, M. Dubinin<sup>4</sup>, L. Dudko, A. Ershov, A. Gribushin, O. Kodolova, I. Lokhtin, A. Markina, S. Obraztsov, M. Perfilov, S. Petrushanko, L. Sarycheva<sup>†</sup>, V. Savrin, A. Snigirev

**P.N. Lebedev Physical Institute, Moscow, Russia**

V. Andreev, M. Azarkin, I. Dremin, M. Kirakosyan, A. Leonidov, G. Mesyats, S.V. Rusakov, A. Vinogradov

**State Research Center of Russian Federation, Institute for High Energy Physics, Protvino, Russia**

I. Azhgirey, I. Bayshev, S. Bitioukov, V. Grishin<sup>1</sup>, V. Kachanov, D. Konstantinov, A. Korablev,

V. Krychkin, V. Petrov, R. Ryutin, A. Sobol, L. Tourtchanovitch, S. Troshin, N. Tyurin, A. Uzunian, A. Volkov

**University of Belgrade, Faculty of Physics and Vinca Institute of Nuclear Sciences, Belgrade, Serbia**

P. Adzic<sup>28</sup>, M. Djordjevic, M. Ekmedzic, D. Krpic<sup>28</sup>, J. Milosevic

**Centro de Investigaciones Energéticas Medioambientales y Tecnológicas (CIEMAT), Madrid, Spain**

M. Aguilar-Benitez, J. Alcaraz Maestre, P. Arce, C. Battilana, E. Calvo, M. Cerrada, M. Chamizo Llatas, N. Colino, B. De La Cruz, A. Delgado Peris, C. Diez Pardos, D. Domínguez Vázquez, C. Fernandez Bedoya, J.P. Fernández Ramos, A. Ferrando, J. Flix, M.C. Fouz, P. Garcia-Abia, O. Gonzalez Lopez, S. Goy Lopez, J.M. Hernandez, M.I. Josa, G. Merino, J. Puerta Pelayo, I. Redondo, L. Romero, J. Santaolalla, M.S. Soares, C. Willmott

**Universidad Autónoma de Madrid, Madrid, Spain**

C. Albajar, G. Codispoti, J.F. de Trocóniz

**Universidad de Oviedo, Oviedo, Spain**

J. Cuevas, J. Fernandez Menendez, S. Folgueras, I. Gonzalez Caballero, L. Lloret Iglesias, J.M. Vizan Garcia

**Instituto de Física de Cantabria (IFCA), CSIC-Universidad de Cantabria, Santander, Spain**

J.A. Brochero Cifuentes, I.J. Cabrillo, A. Calderon, S.H. Chuang, J. Duarte Campderros, M. Felcini<sup>29</sup>, M. Fernandez, G. Gomez, J. Gonzalez Sanchez, C. Jorda, P. Lobelle Pardo, A. Lopez Virto, J. Marco, R. Marco, C. Martinez Rivero, F. Matorras, F.J. Munoz Sanchez, J. Piedra Gomez<sup>30</sup>, T. Rodrigo, A.Y. Rodríguez-Marrero, A. Ruiz-Jimeno, L. Scodellaro, M. Sobron Sanudo, I. Vila, R. Vilar Cortabitarte

**CERN, European Organization for Nuclear Research, Geneva, Switzerland**

D. Abbaneo, E. Auffray, G. Auzinger, P. Baillon, A.H. Ball, D. Barney, C. Bernet<sup>5</sup>, W. Bialas, G. Bianchi, P. Bloch, A. Bocci, H. Breuker, K. Bunkowski, T. Camporesi, G. Cerminara, T. Christiansen, J.A. Coarasa Perez, B. Curé, D. D'Enterria, A. De Roeck, S. Di Guida, M. Dobson, N. Dupont-Sagorin, A. Elliott-Peisert, B. Frisch, W. Funk, A. Gaddi, G. Georgiou, H. Gerwig, M. Giffels, D. Gigi, K. Gill, D. Giordano, M. Giunta, F. Glege, R. Gomez-Reino Garrido, P. Govoni, S. Gowdy, R. Guida, L. Guiducci, M. Hansen, P. Harris, C. Hartl, J. Harvey, B. Hegner, A. Hinzmann, H.F. Hoffmann, V. Innocente, P. Janot, K. Kaadze, E. Karavakis, K. Kousouris, P. Lecoq, P. Lenzi, C. Lourenço, T. Mäki, M. Malberti, L. Malgeri, M. Mannelli, L. Masetti, G. Mavromanolakis, F. Meijers, S. Mersi, E. Meschi, R. Moser, M.U. Mozer, M. Mulders, E. Nesvold, M. Nguyen, T. Orimoto, L. Orsini, E. Palencia Cortezon, E. Perez, A. Petrilli, A. Pfeiffer, M. Pierini, M. Pimiä, D. Piparo, G. Polese, L. Quertenmont, A. Racz, W. Reece, J. Rodrigues Antunes, G. Rolandi<sup>31</sup>, T. Rommerskirchen, C. Rovelli<sup>32</sup>, M. Rovere, H. Sakulin, F. Santanastasio, C. Schäfer, C. Schwick, I. Segoni, A. Sharma, P. Siegrist, P. Silva, M. Simon, P. Sphicas<sup>33</sup>, D. Spiga, M. Spiropulu<sup>4</sup>, M. Stoye, A. Tsirou, G.I. Veres<sup>16</sup>, P. Vichoudis, H.K. Wöhri, S.D. Worm<sup>34</sup>, W.D. Zeuner

**Paul Scherrer Institut, Villigen, Switzerland**

W. Bertl, K. Deiters, W. Erdmann, K. Gabathuler, R. Horisberger, Q. Ingram, H.C. Kaestli, S. König, D. Kotlinski, U. Langenegger, F. Meier, D. Renker, T. Rohe, J. Sibille<sup>35</sup>

**Institute for Particle Physics, ETH Zurich, Zurich, Switzerland**

L. Bäni, P. Bortignon, M.A. Buchmann, B. Casal, N. Chanon, Z. Chen, A. Deisher, G. Dissertori, M. Dittmar, M. Dünser, J. Eugster, K. Freudenreich, C. Grab, P. Lecomte, W. Lustermann,

P. Martinez Ruiz del Arbol, N. Mohr, F. Moortgat, C. Nägeli<sup>36</sup>, P. Nef, F. Nessi-Tedaldi, L. Pape, F. Pauss, M. Peruzzi, F.J. Ronga, M. Rossini, L. Sala, A.K. Sanchez, M.-C. Sawley, A. Starodumov<sup>37</sup>, B. Stieger, M. Takahashi, L. Tauscher<sup>†</sup>, A. Thea, K. Theofilatos, D. Treille, C. Urscheler, R. Wallny, H.A. Weber, L. Wehrli, J. Weng

**Universität Zürich, Zurich, Switzerland**

E. Aguilo, C. Amsler, V. Chiochia, S. De Visscher, C. Favaro, M. Ivova Rikova, B. Millan Mejias, P. Otiougova, P. Robmann, A. Schmidt, H. Snoek, M. Verzetti

**National Central University, Chung-Li, Taiwan**

Y.H. Chang, K.H. Chen, C.M. Kuo, S.W. Li, W. Lin, Z.K. Liu, Y.J. Lu, D. Mekterovic, R. Volpe, S.S. Yu

**National Taiwan University (NTU), Taipei, Taiwan**

P. Bartalini, P. Chang, Y.H. Chang, Y.W. Chang, Y. Chao, K.F. Chen, C. Dietz, U. Grundler, W.-S. Hou, Y. Hsiung, K.Y. Kao, Y.J. Lei, R.-S. Lu, D. Majumder, E. Petrakou, X. Shi, J.G. Shiu, Y.M. Tzeng, X. Wan, M. Wang

**Cukurova University, Adana, Turkey**

A. Adiguzel, M.N. Bakirci<sup>38</sup>, S. Cerci<sup>39</sup>, C. Dozen, I. Dumanoglu, E. Eskut, S. Girgis, G. Gokbulut, I. Hos, E.E. Kangal, G. Karapinar, A. Kayis Topaksu, G. Onengut, K. Ozdemir, S. Ozturk<sup>40</sup>, A. Polatoz, K. Sogut<sup>41</sup>, D. Sunar Cerci<sup>39</sup>, B. Tali<sup>39</sup>, H. Topakli<sup>38</sup>, D. Uzun, L.N. Vergili, M. Vergili

**Middle East Technical University, Physics Department, Ankara, Turkey**

I.V. Akin, T. Aliev, B. Bilin, S. Bilmis, M. Deniz, H. Gamsizkan, A.M. Guler, K. Ocalan, A. Ozpineci, M. Serin, R. Sever, U.E. Surat, M. Yalvac, E. Yildirim, M. Zeyrek

**Bogazici University, Istanbul, Turkey**

M. Deliomeroğlu, E. Gülmez, B. Isildak, M. Kaya<sup>42</sup>, O. Kaya<sup>42</sup>, S. Ozkorucuklu<sup>43</sup>, N. Sonmez<sup>44</sup>

**National Scientific Center, Kharkov Institute of Physics and Technology, Kharkov, Ukraine**

L. Levchuk

**University of Bristol, Bristol, United Kingdom**

F. Bostock, J.J. Brooke, E. Clement, D. Cussans, H. Flacher, R. Frazier, J. Goldstein, M. Grimes, G.P. Heath, H.F. Heath, L. Kreczko, S. Metson, D.M. Newbold<sup>34</sup>, K. Nirunpong, A. Poll, S. Senkin, V.J. Smith, T. Williams

**Rutherford Appleton Laboratory, Didcot, United Kingdom**

L. Basso<sup>45</sup>, K.W. Bell, A. Belyaev<sup>45</sup>, C. Brew, R.M. Brown, D.J.A. Cockerill, J.A. Coughlan, K. Harder, S. Harper, J. Jackson, B.W. Kennedy, E. Olaiya, D. Petyt, B.C. Radburn-Smith, C.H. Shepherd-Themistocleous, I.R. Tomalin, W.J. Womersley

**Imperial College, London, United Kingdom**

R. Bainbridge, G. Ball, R. Beuselinck, O. Buchmuller, D. Colling, N. Cripps, M. Cutajar, P. Dauncey, G. Davies, M. Della Negra, W. Ferguson, J. Fulcher, D. Futyan, A. Gilbert, A. Guneratne Bryer, G. Hall, Z. Hatherell, J. Hays, G. Iles, M. Jarvis, G. Karapostoli, L. Lyons, A.-M. Magnan, J. Marrouche, B. Mathias, R. Nandi, J. Nash, A. Nikitenko<sup>37</sup>, A. Papageorgiou, M. Pesaresi, K. Petridis, M. Pioppi<sup>46</sup>, D.M. Raymond, S. Rogerson, N. Rompotis, A. Rose, M.J. Ryan, C. Seez, P. Sharp, A. Sparrow, A. Tapper, S. Tourneur, M. Vazquez Acosta, T. Virdee, S. Wakefield, N. Wardle, D. Wardrope, T. Whyntie

**Brunel University, Uxbridge, United Kingdom**

M. Barrett, M. Chadwick, J.E. Cole, P.R. Hobson, A. Khan, P. Kyberd, D. Leslie, W. Martin, I.D. Reid, P. Symonds, L. Teodorescu, M. Turner

**Baylor University, Waco, USA**

K. Hatakeyama, H. Liu, T. Scarborough

**The University of Alabama, Tuscaloosa, USA**

C. Henderson

**Boston University, Boston, USA**

A. Avetisyan, T. Bose, E. Carrera Jarrin, C. Fantasia, A. Heister, J. St. John, P. Lawson, D. Lazic, J. Rohlf, D. Sperka, L. Sulak

**Brown University, Providence, USA**

S. Bhattacharya, D. Cutts, A. Ferapontov, U. Heintz, S. Jabeen, G. Kukartsev, G. Landsberg, M. Luk, M. Narain, D. Nguyen, M. Segala, T. Sinthuprasith, T. Speer, K.V. Tsang

**University of California, Davis, Davis, USA**

R. Breedon, G. Breto, M. Calderon De La Barca Sanchez, M. Caulfield, S. Chauhan, M. Chertok, J. Conway, R. Conway, P.T. Cox, J. Dolen, R. Erbacher, M. Gardner, R. Houtz, W. Ko, A. Kopecky, R. Lander, O. Mall, T. Miceli, R. Nelson, D. Pellett, J. Robles, B. Rutherford, M. Searle, J. Smith, M. Squires, M. Tripathi, R. Vasquez Sierra

**University of California, Los Angeles, Los Angeles, USA**

V. Andreev, K. Arisaka, D. Cline, R. Cousins, J. Duris, S. Erhan, P. Everaerts, C. Farrell, J. Hauser, M. Ignatenko, C. Jarvis, C. Plager, G. Rakness, P. Schlein<sup>†</sup>, J. Tucker, V. Valuev, M. Weber

**University of California, Riverside, Riverside, USA**

J. Babb, R. Clare, J. Ellison, J.W. Gary, F. Giordano, G. Hanson, G.Y. Jeng<sup>47</sup>, H. Liu, O.R. Long, A. Luthra, H. Nguyen, S. Paramesvaran, J. Sturdy, S. Sumowidagdo, R. Wilken, S. Wimpenny

**University of California, San Diego, La Jolla, USA**

W. Andrews, J.G. Branson, G.B. Cerati, S. Cittolin, D. Evans, F. Golf, A. Holzner, R. Kelley, M. Lebourgeois, J. Letts, I. Macneill, B. Mangano, S. Padhi, C. Palmer, G. Petrucciani, H. Pi, M. Pieri, R. Ranieri, M. Sani, I. Sfiligoi, V. Sharma, S. Simon, E. Sudano, M. Tadel, Y. Tu, A. Vartak, S. Wasserbaech<sup>48</sup>, F. Würthwein, A. Yagil, J. Yoo

**University of California, Santa Barbara, Santa Barbara, USA**

D. Barge, R. Bellan, C. Campagnari, M. D'Alfonso, T. Danielson, K. Flowers, P. Geffert, J. Incandela, C. Justus, P. Kalavase, S.A. Koay, D. Kovalskyi<sup>1</sup>, V. Krutelyov, S. Lowette, N. Mccoll, V. Pavlunin, F. Rebassoo, J. Ribnik, J. Richman, R. Rossin, D. Stuart, W. To, J.R. Vlimant, C. West

**California Institute of Technology, Pasadena, USA**

A. Apresyan, A. Bornheim, J. Bunn, Y. Chen, E. Di Marco, J. Duarte, M. Gataullin, Y. Ma, A. Mott, H.B. Newman, C. Rogan, V. Timciuc, P. Traczyk, J. Veverka, R. Wilkinson, Y. Yang, R.Y. Zhu

**Carnegie Mellon University, Pittsburgh, USA**

B. Akgun, R. Carroll, T. Ferguson, Y. Iiyama, D.W. Jang, S.Y. Jun, Y.F. Liu, M. Paulini, J. Russ, H. Vogel, I. Vorobiev

**University of Colorado at Boulder, Boulder, USA**

J.P. Cumalat, M.E. Dinardo, B.R. Drell, C.J. Edelmaier, W.T. Ford, A. Gaz, B. Heyburn, E. Luiggi Lopez, U. Nauenberg, J.G. Smith, K. Stenson, K.A. Ulmer, S.R. Wagner, S.L. Zang

**Cornell University, Ithaca, USA**

L. Agostino, J. Alexander, A. Chatterjee, N. Eggert, L.K. Gibbons, B. Heltsley, W. Hopkins, A. Khukhunaishvili, B. Kreis, N. Mirman, G. Nicolas Kaufman, J.R. Patterson, D. Puigh, A. Ryd, E. Salvati, W. Sun, W.D. Teo, J. Thom, J. Thompson, J. Vaughan, Y. Weng, L. Winstrom, P. Wittich

**Fairfield University, Fairfield, USA**

A. Biselli, G. Cirino, D. Winn

**Fermi National Accelerator Laboratory, Batavia, USA**

S. Abdullin, M. Albrow, J. Anderson, G. Apollinari, M. Atac, J.A. Bakken, L.A.T. Bauerdick, A. Beretvas, J. Berryhill, P.C. Bhat, I. Bloch, K. Burkett, J.N. Butler, V. Chetluru, H.W.K. Cheung, F. Chlebana, S. Cihangir, W. Cooper, D.P. Eartly, V.D. Elvira, S. Esen, I. Fisk, J. Freeman, Y. Gao, E. Gottschalk, D. Green, O. Gutsche, J. Hanlon, R.M. Harris, J. Hirschauer, B. Hooberman, H. Jensen, S. Jindariani, M. Johnson, U. Joshi, B. Klima, S. Kunori, S. Kwan, C. Leonidopoulos, D. Lincoln, R. Lipton, J. Lykken, K. Maeshima, J.M. Marraffino, S. Maruyama, D. Mason, P. McBride, T. Miao, K. Mishra, S. Mrenna, Y. Musienko<sup>49</sup>, C. Newman-Holmes, V. O'Dell, J. Pivarski, R. Pordes, O. Prokofyev, T. Schwarz, E. Sexton-Kennedy, S. Sharma, W.J. Spalding, L. Spiegel, P. Tan, L. Taylor, S. Tkaczyk, L. Uplegger, E.W. Vaandering, R. Vidal, J. Whitmore, W. Wu, F. Yang, F. Yumiceva, J.C. Yun

**University of Florida, Gainesville, USA**

D. Acosta, P. Avery, D. Bourilkov, M. Chen, S. Das, M. De Gruttola, G.P. Di Giovanni, D. Dobur, A. Drozdetskiy, R.D. Field, M. Fisher, Y. Fu, I.K. Furic, J. Gartner, S. Goldberg, J. Hugon, B. Kim, J. Konigsberg, A. Korytov, A. Kropivnitskaya, T. Kypreos, J.F. Low, K. Matchev, P. Milenovic<sup>50</sup>, G. Mitselmakher, L. Muniz, R. Remington, A. Rinkevicius, M. Schmitt, B. Scurlock, P. Sellers, N. Skhirtladze, M. Snowball, D. Wang, J. Yelton, M. Zakaria

**Florida International University, Miami, USA**

V. Gaultney, L.M. Lebolo, S. Linn, P. Markowitz, G. Martinez, J.L. Rodriguez

**Florida State University, Tallahassee, USA**

T. Adams, A. Askew, J. Bochenek, J. Chen, B. Diamond, S.V. Gleyzer, J. Haas, S. Hagopian, V. Hagopian, M. Jenkins, K.F. Johnson, H. Prosper, S. Sekmen, V. Veeraraghavan, M. Weinberg

**Florida Institute of Technology, Melbourne, USA**

M.M. Baarmand, B. Dorney, M. Hohlmann, H. Kalakhety, I. Vodopyanov

**University of Illinois at Chicago (UIC), Chicago, USA**

M.R. Adams, I.M. Anghel, L. Apanasevich, Y. Bai, V.E. Bazterra, R.R. Betts, J. Callner, R. Cavanaugh, C. Dragoiu, L. Gauthier, C.E. Gerber, D.J. Hofman, S. Khalatyan, G.J. Kunde<sup>51</sup>, F. Lacroix, M. Malek, C. O'Brien, C. Silkworth, C. Silvestre, D. Strom, N. Varelas

**The University of Iowa, Iowa City, USA**

U. Akgun, E.A. Albayrak, B. Bilki<sup>52</sup>, W. Clarida, F. Duru, S. Griffiths, C.K. Lae, E. McCliment, J.-P. Merlo, H. Mermerkaya<sup>53</sup>, A. Mestvirishvili, A. Moeller, J. Nachtman, C.R. Newsom, E. Norbeck, J. Olson, Y. Onel, F. Ozok, S. Sen, E. Tiras, J. Wetzel, T. Yetkin, K. Yi

**Johns Hopkins University, Baltimore, USA**

B.A. Barnett, B. Blumenfeld, S. Bolognesi, A. Bonato, C. Eskew, D. Fehling, G. Giurgiu, A.V. Gritsan, Z.J. Guo, G. Hu, P. Maksimovic, S. Rappoccio, M. Swartz, N.V. Tran, A. Whitbeck

**The University of Kansas, Lawrence, USA**

P. Baringer, A. Bean, G. Benelli, O. Grachov, R.P. Kenny Iii, M. Murray, D. Noonan, S. Sanders, R. Stringer, G. Tinti, J.S. Wood, V. Zhukova

**Kansas State University, Manhattan, USA**

A.F. Barfuss, T. Bolton, I. Chakaberia, A. Ivanov, S. Khalil, M. Makouski, Y. Maravin, S. Shrestha, I. Svintradze

**Lawrence Livermore National Laboratory, Livermore, USA**

J. Gronberg, D. Lange, D. Wright

**University of Maryland, College Park, USA**

A. Baden, M. Boutemeur, B. Calvert, S.C. Eno, J.A. Gomez, N.J. Hadley, R.G. Kellogg, M. Kirn, T. Kolberg, Y. Lu, A.C. Mignerey, A. Peterman, K. Rossato, P. Rumerio, A. Skuja, J. Temple, M.B. Tonjes, S.C. Tonwar, E. Twedt

**Massachusetts Institute of Technology, Cambridge, USA**

B. Alver, G. Bauer, J. Bendavid, W. Busza, E. Butz, I.A. Cali, M. Chan, V. Dutta, G. Gomez Ceballos, M. Goncharov, K.A. Hahn, Y. Kim, M. Klute, Y.-J. Lee, W. Li, P.D. Luckey, T. Ma, S. Nahn, C. Paus, D. Ralph, C. Roland, G. Roland, M. Rudolph, G.S.F. Stephans, F. Stöckli, K. Sumorok, K. Sung, D. Velicanu, E.A. Wenger, R. Wolf, B. Wyslouch, S. Xie, M. Yang, Y. Yilmaz, A.S. Yoon, M. Zanetti

**University of Minnesota, Minneapolis, USA**

S.I. Cooper, P. Cushman, B. Dahmes, A. De Benedetti, G. Franzoni, A. Gude, J. Haupt, S.C. Kao, K. Klapoetke, Y. Kubota, J. Mans, N. Pastika, V. Rekovic, R. Rusack, M. Sasseville, A. Singovsky, N. Tambe, J. Turkewitz

**University of Mississippi, University, USA**

L.M. Cremaldi, R. Godang, R. Kroeger, L. Perera, R. Rahmat, D.A. Sanders, D. Summers

**University of Nebraska-Lincoln, Lincoln, USA**

E. Avdeeva, K. Bloom, S. Bose, J. Butt, D.R. Claes, A. Dominguez, M. Eads, P. Jindal, J. Keller, I. Kravchenko, J. Lazo-Flores, H. Malbouisson, S. Malik, G.R. Snow

**State University of New York at Buffalo, Buffalo, USA**

U. Baur, A. Godshalk, I. Iashvili, S. Jain, A. Kharchilava, A. Kumar, S.P. Shipkowski, K. Smith, Z. Wan

**Northeastern University, Boston, USA**

G. Alverson, E. Barberis, D. Baumgartel, M. Chasco, D. Trocino, D. Wood, J. Zhang

**Northwestern University, Evanston, USA**

A. Anastassov, A. Kubik, N. Mucia, N. Odell, R.A. Ofierzynski, B. Pollack, A. Pozdnyakov, M. Schmitt, S. Stoynev, M. Velasco, S. Won

**University of Notre Dame, Notre Dame, USA**

L. Antonelli, D. Berry, A. Brinkerhoff, M. Hildreth, C. Jessop, D.J. Karmgard, J. Kolb, K. Lannon, W. Luo, S. Lynch, N. Marinelli, D.M. Morse, T. Pearson, R. Ruchti, J. Slaunwhite, N. Valls, M. Wayne, M. Wolf, J. Ziegler

**The Ohio State University, Columbus, USA**

B. Bylsma, L.S. Durkin, C. Hill, P. Killewald, K. Kotov, T.Y. Ling, M. Rodenburg, C. Vuosalo, G. Williams



**Princeton University, Princeton, USA**

N. Adam, E. Berry, P. Elmer, D. Gerbaudo, V. Halyo, P. Hebda, J. Hegeman, A. Hunt, E. Laird, D. Lopes Pegna, P. Lujan, D. Marlow, T. Medvedeva, M. Mooney, J. Olsen, P. Piroué, X. Quan, A. Raval, H. Saka, D. Stickland, C. Tully, J.S. Werner, A. Zuranski

**University of Puerto Rico, Mayaguez, USA**

J.G. Acosta, X.T. Huang, A. Lopez, H. Mendez, S. Oliveros, J.E. Ramirez Vargas, A. Zatserklyaniy

**Purdue University, West Lafayette, USA**

E. Alagoz, V.E. Barnes, D. Benedetti, G. Bolla, L. Borrello, D. Bortoletto, M. De Mattia, A. Everett, L. Gutay, Z. Hu, M. Jones, O. Koybasi, M. Kress, A.T. Laasanen, N. Leonardo, V. Marousov, P. Merkel, D.H. Miller, N. Neumeister, I. Shipsey, D. Silvers, A. Svyatkovskiy, M. Vidal Marono, H.D. Yoo, J. Zablocki, Y. Zheng

**Purdue University Calumet, Hammond, USA**

S. Guragain, N. Parashar

**Rice University, Houston, USA**

A. Adair, C. Boulahouache, V. Cuplov, K.M. Ecklund, F.J.M. Geurts, B.P. Padley, R. Redjimi, J. Roberts, J. Zabel

**University of Rochester, Rochester, USA**

B. Betchart, A. Bodek, Y.S. Chung, R. Covarelli, P. de Barbaro, R. Demina, Y. Eshaq, A. Garcia-Bellido, P. Goldenzweig, Y. Gotra, J. Han, A. Harel, D.C. Miner, G. Petrillo, W. Sakumoto, D. Vishnevskiy, M. Zielinski

**The Rockefeller University, New York, USA**

A. Bhatti, R. Ciesielski, L. Demortier, K. Goulios, G. Lungu, S. Malik, C. Mesropian

**Rutgers, the State University of New Jersey, Piscataway, USA**

S. Arora, O. Atramentov, A. Barker, J.P. Chou, C. Contreras-Campana, E. Contreras-Campana, D. Duggan, D. Ferencek, Y. Gershtein, R. Gray, E. Halkiadakis, D. Hidas, D. Hits, A. Lath, S. Panwalkar, M. Park, R. Patel, A. Richards, K. Rose, S. Salur, S. Schnetzer, C. Seitz, S. Somalwar, R. Stone, S. Thomas

**University of Tennessee, Knoxville, USA**

G. Cerizza, M. Hollingsworth, S. Spanier, Z.C. Yang, A. York

**Texas A&M University, College Station, USA**

R. Eusebi, W. Flanagan, J. Gilmore, T. Kamon<sup>54</sup>, V. Khotilovich, R. Montalvo, I. Osipenkov, Y. Pakhotin, A. Perloff, J. Roe, A. Safonov, T. Sakuma, S. Sengupta, I. Suarez, A. Tatarinov, D. Toback

**Texas Tech University, Lubbock, USA**

N. Akchurin, C. Bardak, J. Damgov, P.R. Duderov, C. Jeong, K. Kovitangoon, S.W. Lee, T. Libeiro, P. Mane, Y. Roh, A. Sill, I. Volobouev, R. Wigmans

**Vanderbilt University, Nashville, USA**

E. Appelt, E. Brownson, D. Engh, C. Florez, W. Gabella, A. Gurrola, M. Issah, W. Johns, P. Kurt, C. Maguire, A. Melo, P. Sheldon, B. Snook, S. Tuo, J. Velkovska

**University of Virginia, Charlottesville, USA**

M.W. Arenton, M. Balazs, S. Boutle, S. Conetti, B. Cox, B. Francis, S. Goadhouse, J. Goodell, R. Hirosky, A. Ledovskoy, C. Lin, C. Neu, J. Wood, R. Yohay

**Wayne State University, Detroit, USA**

S. Gollapinni, R. Harr, P.E. Karchin, C. Kottachchi Kankanamge Don, P. Lamichhane, M. Mattson, C. Milstène, A. Sakharov

**University of Wisconsin, Madison, USA**

M. Anderson, M. Bachtis, D. Belknap, J.N. Bellinger, J. Bernardini, D. Carlsmith, M. Cepeda, S. Dasu, J. Efron, E. Friis, L. Gray, K.S. Grogg, M. Grothe, R. Hall-Wilton, M. Herndon, A. Hervé, P. Klabbers, J. Klukas, A. Lanaro, C. Lazaridis, J. Leonard, R. Loveless, A. Mohapatra, I. Ojalvo, G.A. Pierro, I. Ross, A. Savin, W.H. Smith, J. Swanson

†: Deceased

- 1: Also at CERN, European Organization for Nuclear Research, Geneva, Switzerland
- 2: Also at National Institute of Chemical Physics and Biophysics, Tallinn, Estonia
- 3: Also at Universidade Federal do ABC, Santo Andre, Brazil
- 4: Also at California Institute of Technology, Pasadena, USA
- 5: Also at Laboratoire Leprince-Ringuet, Ecole Polytechnique, IN2P3-CNRS, Palaiseau, France
- 6: Also at Suez Canal University, Suez, Egypt
- 7: Also at Cairo University, Cairo, Egypt
- 8: Also at British University, Cairo, Egypt
- 9: Also at Fayoum University, El-Fayoum, Egypt
- 10: Now at Ain Shams University, Cairo, Egypt
- 11: Also at Soltan Institute for Nuclear Studies, Warsaw, Poland
- 12: Also at Université de Haute-Alsace, Mulhouse, France
- 13: Also at Moscow State University, Moscow, Russia
- 14: Also at Brandenburg University of Technology, Cottbus, Germany
- 15: Also at Institute of Nuclear Research ATOMKI, Debrecen, Hungary
- 16: Also at Eötvös Loránd University, Budapest, Hungary
- 17: Also at Tata Institute of Fundamental Research - HECR, Mumbai, India
- 18: Now at King Abdulaziz University, Jeddah, Saudi Arabia
- 19: Also at University of Visva-Bharati, Santiniketan, India
- 20: Also at Sharif University of Technology, Tehran, Iran
- 21: Also at Isfahan University of Technology, Isfahan, Iran
- 22: Also at Shiraz University, Shiraz, Iran
- 23: Also at Plasma Physics Research Center, Science and Research Branch, Islamic Azad University, Teheran, Iran
- 24: Also at Facoltà Ingegneria Università di Roma, Roma, Italy
- 25: Also at Università della Basilicata, Potenza, Italy
- 26: Also at Laboratori Nazionali di Legnaro dell' INFN, Legnaro, Italy
- 27: Also at Università degli studi di Siena, Siena, Italy
- 28: Also at Faculty of Physics of University of Belgrade, Belgrade, Serbia
- 29: Also at University of California, Los Angeles, Los Angeles, USA
- 30: Also at University of Florida, Gainesville, USA
- 31: Also at Scuola Normale e Sezione dell' INFN, Pisa, Italy
- 32: Also at INFN Sezione di Roma; Università di Roma "La Sapienza", Roma, Italy
- 33: Also at University of Athens, Athens, Greece
- 34: Also at Rutherford Appleton Laboratory, Didcot, United Kingdom
- 35: Also at The University of Kansas, Lawrence, USA
- 36: Also at Paul Scherrer Institut, Villigen, Switzerland
- 37: Also at Institute for Theoretical and Experimental Physics, Moscow, Russia
- 38: Also at Gaziosmanpasa University, Tokat, Turkey

- 39: Also at Adiyaman University, Adiyaman, Turkey
- 40: Also at The University of Iowa, Iowa City, USA
- 41: Also at Mersin University, Mersin, Turkey
- 42: Also at Kafkas University, Kars, Turkey
- 43: Also at Suleyman Demirel University, Isparta, Turkey
- 44: Also at Ege University, Izmir, Turkey
- 45: Also at School of Physics and Astronomy, University of Southampton, Southampton, United Kingdom
- 46: Also at INFN Sezione di Perugia; Università di Perugia, Perugia, Italy
- 47: Also at University of Sydney, Sydney, Australia
- 48: Also at Utah Valley University, Orem, USA
- 49: Also at Institute for Nuclear Research, Moscow, Russia
- 50: Also at University of Belgrade, Faculty of Physics and Vinca Institute of Nuclear Sciences, Belgrade, Serbia
- 51: Also at Los Alamos National Laboratory, Los Alamos, USA
- 52: Also at Argonne National Laboratory, Argonne, USA
- 53: Also at Erzincan University, Erzincan, Turkey
- 54: Also at Kyungpook National University, Daegu, Korea