

Investigation of beauty production and parton shower effects at LHC

H. Jung^{1,2}, M. Kraemer¹, A.V. Lipatov³, N.P. Zotov³

February 7, 2013

¹*DESY, Hamburg, Germany*

²*CERN, Geneva, Switzerland
University of Antwerp, Antwerp, Belgium*

³*D.V. Skobeltsyn Institute of Nuclear Physics,
M.V. Lomonosov Moscow State University, Russia*

Abstract

We present hadron-level predictions from the Monte Carlo generator CASCADE and parton level calculations of open b quark, b -flavored hadron and inclusive b -jet production in the framework of the k_T -factorization QCD approach for the LHC energies. The unintegrated gluon densities in a proton are determined using the CCFM evolution equation and the Kimber-Martin-Ryskin (KMR) prescription. Our predictions are compared with the first data taken by the CMS and LHCb collaborations at $\sqrt{s} = 7$ TeV. We study the theoretical uncertainties of our calculations and investigate the effects coming from parton showers in initial and final states. The special role of initial gluon transverse momenta in description of the data is pointed out.

PACS number(s): 12.38.-t, 13.85.-t

1 Introduction

Beauty production at high energies is subject of intense studies from both theoretical and experimental points of view since events containing b quarks present an important background to many of the searches at the LHC. From the theoretical point, the dominant production mechanism is believed to be quark pair production through the gluon-gluon fusion subprocess and therefore these processes provide an opportunity to test the different predictions based on Quantum Chromodynamics (QCD). The present note is motivated by the recent measurements [1–6] of beauty production performed by the CMS and LHCb

collaborations at the LHC energy $\sqrt{s} = 7$ TeV. It was observed [2–4] that the data on B^+ , B^0 meson and open b quark production tend to be higher than the MC@NLO [7, 8] predictions. There are no predictions which describe reasonably well the angular correlations between b -flavored hadrons measured [5] by the CMS collaboration. On the other hand, the measurements of transverse momenta and rapidity distributions of beauty hadrons [1] and inclusive b -jets [6] are reasonably well described by the MC@NLO.

In the framework of the k_T -factorization approach of QCD [9], heavy quark production has been studied (for previous results see [10–16]). In our previous paper [16] we have obtained a good agreement between the Tevatron data on the open b quarks, $b\bar{b}$ di-jets, B^+ and several D mesons (or rather muons from their semileptonic decays) production with the predictions coming from k_T -factorization and we have investigated the role of initial and final state parton showers. We have shown that a good description of the specific angular correlations between the final-state particles is obtained in Monte Carlo event generator CASCADE [17] once the higher order process $gg^* \rightarrow gg$ with subsequent $g \rightarrow b\bar{b}$ splitting is included, which is not discussed here.

Based on these results, here we give a systematic analysis of the recent CMS and LHCb data [1–6] on beauty production in the framework of k_T -factorization¹. Following to [16], we produce the calculations in two ways: we perform numerical parton-level calculations (labeled as LZ) as well as calculations with the full hadron level Monte Carlo event generator CASCADE and compare both with the measured cross sections². We investigate the influence of parton showers in initial and final states for the description of LHC data. Specially we concentrate on the angular correlations between the produced b -flavored hadrons measured by the CMS collaboration [5] which are important for our understanding of production dynamics [14–16]. Finally, we study the different sources of theoretical uncertainties, i.e. uncertainties connected with the gluon evolution scheme, heavy quark mass, hard scale of partonic subprocess and the heavy quark fragmentation functions.

The outline of our paper is the following. In Section 2 we recall the basic formulas of the k_T -factorization approach with a brief review of calculation steps. In Section 3 we present the numerical results of our calculations and a discussion. Section 4 contains our conclusions.

2 Theoretical framework

In the present note we follow the approach described in the earlier publications [14–16]. For the reader’s convenience, we only briefly recall here main points of the theoretical scheme. The cross section of heavy quark production in pp collisions at high energies in the k_T -factorization approach is calculated as a convolution of the off-shell (i.e. k_T -dependent) partonic cross section and the unintegrated gluon distributions in a proton. It can be pre-

¹See also [18]

²In addition to the comparison of CASCADE predictions with the data in [4] we present here further studies.

sented in the following form:

$$\begin{aligned} \sigma(pp \rightarrow Q\bar{Q}X) = & \int \frac{1}{16\pi(x_1x_2s)^2} \mathcal{A}(x_1, \mathbf{k}_{1T}^2, \mu^2) \mathcal{A}(x_2, \mathbf{k}_{2T}^2, \mu^2) |\bar{\mathcal{M}}(g^*g^* \rightarrow Q\bar{Q})|^2 \times \\ & \times d\mathbf{p}_{1T}^2 d\mathbf{k}_{1T}^2 d\mathbf{k}_{2T}^2 dy_1 dy_2 \frac{d\phi_1}{2\pi} \frac{d\phi_2}{2\pi}, \end{aligned} \quad (1)$$

where $\mathcal{A}(x, \mathbf{k}_T^2, \mu^2)$ is the unintegrated gluon distribution in a proton, $|\bar{\mathcal{M}}(g^*g^* \rightarrow Q\bar{Q})|^2$ is the off-shell (i.e. depending on the initial gluon virtualities \mathbf{k}_{1T}^2 and \mathbf{k}_{2T}^2) matrix element squared and averaged over initial gluon polarizations and colors, and s is the total center-of-mass energy. The produced heavy quark Q and anti-quark \bar{Q} have the transverse momenta \mathbf{p}_{1T} and \mathbf{p}_{2T} and the center-of-mass rapidities y_1 and y_2 . The initial off-shell gluons have a fraction x_1 and x_2 of the parent protons longitudinal momenta, non-zero transverse momenta \mathbf{k}_{1T} and \mathbf{k}_{2T} ($\mathbf{k}_{1T}^2 = -k_{1T}^2 \neq 0$, $\mathbf{k}_{2T}^2 = -k_{2T}^2 \neq 0$) and azimuthal angles ϕ_1 and ϕ_2 . The analytic expression for the $|\bar{\mathcal{M}}(g^*g^* \rightarrow Q\bar{Q})|^2$ can be found, for example, in [9, 13].

The unintegrated gluon distributions in a proton $\mathcal{A}(x, \mathbf{k}_T^2, \mu^2)$ involved in (1) can be obtained from the analytical or numerical solutions of the Balitsky-Fadin-Kuraev-Lipatov (BFKL) [19] or Ciafaloni-Catani-Fiorani-Marchesini (CCFM) [20] evolution equations. As in [12], we have tested a few different sets. First of them, CCFM set A0 has been obtained in [21] from the CCFM equation where all input parameters have been fitted to describe the proton structure function $F_2(x, Q^2)$. Equally good fit was obtained using different values for the soft cut and a different value for the width of the intrinsic \mathbf{k}_T distribution (CCFM set B0). Also we will use the unintegrated gluon densities in a proton taken in the Kimber-Martin-Ryskin form [22]. The KMR approach is a formalism to construct the unintegrated parton distributions from well-known conventional ones. For the input, we have used the standard MSTW'2008 (LO) [23] (in LZ calculations) and MRST 99 [24] (in CASCADE) sets.

3 Numerical results

The unintegrated gluon distributions to be used in the cross section (1) depend on the renormalization and factorization scales μ_R and μ_F . Following to [16], in the numerical calculations we set $\mu_R^2 = m_Q^2 + (\mathbf{p}_{1T}^2 + \mathbf{p}_{2T}^2)/2$, $\mu_F^2 = \hat{s} + \mathbf{Q}_T^2$, where \mathbf{Q}_T is the transverse momentum of the initial off-shell gluon pair, $m_c = 1.4 \pm 0.1$ GeV, $m_b = 4.75 \pm 0.25$ GeV. We use the LO formula for the coupling $\alpha_s(\mu_R^2)$ with $n_f = 4$ active quark flavors at $\Lambda_{\text{QCD}} = 200$ MeV, such that $\alpha_s(M_Z^2) = 0.1232$.

We are in position to present our numerical results. The CMS collaboration has measured B^+ and B^0 meson cross sections in the kinematic range $p_T(B^+) > 5$ GeV, $|y(B^+)| < 2.4$ [2] and $p_T(B^0) > 5$ GeV, $|y(B^0)| < 2.2$ [3], respectively. The measurements of decay muon cross sections have been performed [4] for $p_T(\mu) > 6$ GeV and $|\eta(\mu)| < 2.1$. The LHCb collaboration have measured [1] the pseudorapidity distribution of b -hadrons in forward region $2 < \eta(H_b) < 6$, where H_b is any b -flavored hadron. In our calculations the fragmentation of b quarks into a b hadrons is described with the Peterson fragmentation function [25] with default value of shape parameter $\epsilon_b = 0.006$. To produce muons from b quarks in the LZ calculations, we first convert b quarks into b hadrons and then simulate their semileptonic decay according to the standard electroweak theory. The branching fractions of $b \rightarrow B^+$, $b \rightarrow B^0$,

Source	$\sigma(B^+)$	$\sigma(B^0)$	$\sigma(\mu)$
CMS data [μb]	$28.1 \pm 2.4 \pm 2.0 \pm 3.1$	$33.2 \pm 2.5 \pm 3.5$	$1.32 \pm 0.01 \pm 0.30 \pm 0.15$
A0 (LZ/CASCADE)	32.7/24.5	31.4/24.3	1.31/0.96
B0 (LZ/CASCADE)	23.6/18.8	22.5/20.4	0.98/0.72
KMR (LZ/CASCADE)	16.7/13.1	15.8/12.4	0.91/0.59
MC@NLO [2–4]	19.1	25.2	0.95
PYTHIA [2–4]	36.2	49.1	1.9

Table 1: The b -flavored hadron production cross section in pp collisions at $\sqrt{s} = 7$ TeV.

$b \rightarrow \mu$ as well as the cascade decay $b \rightarrow c \rightarrow \mu$ are taken from [26]. The CMS collaboration has presented preliminary data [6] on the inclusive b -jet production at the $\sqrt{s} = 7$ TeV. The cross sections have been determined in four b -jet rapidity regions, namely $|y| < 0.5$, $0.5 < |y| < 1$, $1 < |y| < 1.5$ and $1.5 < |y| < 2$. The b -jets in the CASCADE calculations are reconstructed with the anti- k_t cone algorithm [27] (using the FASTJET package [28,29]) with radius $R = 0.5$.

The results of our calculations are shown in Figs. 1 — 6 in comparison with the data. We obtain a good description of the data when using the CCFM-evolved (namely, A0) gluon distribution in LZ calculations. The shape and absolute normalization of measured b -flavored hadron cross sections at forward rapidities are reproduced well (see Fig. 4). The KMR and CCFM B0 predictions are somewhat below the data. In contrast with b hadron and decay muon cross sections, the results for inclusive b -jet production based on the CCFM and KMR gluons are very similar to each other and a reasonable description of the data is obtained by all unintegrated gluon distributions under consideration.

The CASCADE predictions tend to lie slightly below the LZ ones and are rather close to the MC@NLO calculations [7,8] (not shown). The observed difference between the LZ and CASCADE is not surprising and connected with the missing parton shower effects in the LZ evaluations. The influence of such effects is clearly demonstrated in Fig. 7, where we show separately the results of CASCADE calculations without parton shower, with only initial state, with only final state and with both initial and final state parton showers. One can see that without initial and final state parton showers, the CASCADE predictions are very close to the LZ ones. The similar situation was pointed out previously [16] at for Tevatron energies. We have checked that the LZ and CASCADE predictions coincide at parton level.

In order to study the dependence of our predictions on the quark-to-hadron fragmentation

Source	$\sigma(pp \rightarrow b + X \rightarrow \mu + X', p_T^\mu > 6 \text{ GeV}, \eta^\mu < 2.1)$
CCFM set A0	0.96 μb
CCFM set A0+	+13%
CCFM set A0–	-2%
$m_b = 5.0 \text{ GeV}$	-7%
$m_b = 4.5 \text{ GeV}$	+6%
$\epsilon_b = 0.003$	+9%
Total	$\pm_{7\%}^{17\%}$

Table 2: Systematic uncertainties for beauty total cross section in pp collisions at $\sqrt{s} = 7 \text{ TeV}$ obtained with CASCADE.

function, we repeated our calculations with the shifted value of the Peterson shape parameter $\epsilon_b = 0.003$, which is often used in the NLO pQCD calculations. Additionally, we have applied the non-perturbative fragmentation functions proposed in [30–32] where the input parameters were determined in [31, 32] by a fit to LEP2 data. The results of our calculations are shown in Fig. 8. We find that the predicted cross sections in the considered kinematic region are larger for smaller values of the parameter ϵ_b or if the fragmentation function from [30–32] is used. Thus, the LHC data lie within the band of theoretical uncertainties.

The visible cross sections of b -flavored hadrons and b -decay muons are listed in Table 1 in comparison with the CMS data [2–4]. In Table 2 the systematic uncertainties of our calculations are summarized. To estimate the uncertainty coming from the renormalization scale μ_R , we used the CCFM set A0+ and A0– instead of the default density function A0. These two sets represent a variation of the scale used in α_s in the off-shell matrix element. The A0+ stands for a variation of $2\mu_R$, while set A0– reflects $\mu_R/2$. We observe a deviation of roughly 13% for set A0+. The uncertainty coming from set A0– is generally smaller and negative. The dependence on the b -quark mass is investigated by variation of b -quark mass of $m_b = 4.75 \text{ GeV}$ by $\pm 0.25 \text{ GeV}$. The calculated b -quark cross sections vary by $\sim \pm 6\%$.

Now we turn to the investigation of the angular correlations between the produced b hadrons. As it was pointed out in [14–16], such observables are very sensitive to the details of the non-collinear gluon evolution. The CMS collaboration [5] has measured the b -flavored hadron pair production as a function of the angular separation $\Delta\phi$ between the two reconstructed b hadrons and variable $\Delta R = \sqrt{(\Delta\eta)^2 + (\Delta\phi)^2}$ for three different event

scales, characterised by the leading jet transverse momentum p_T , namely $p_T > 56$ GeV, $p_T > 84$ GeV and $p_T > 120$ GeV. The kinematic range for the measurements is defined by the requirements $p_T(H_b) > 15$ GeV and $|\eta(H_b)| < 2$ for both of b -flavored hadrons. The leading jet is required to be within $|\eta| < 3.0$. Our predictions for $\Delta\phi$ and ΔR distributions are shown in Figs. 9 and 10. One can see that none of the calculations fully describes the LHC data and therefore there is a room for further studies. Note that the predicted shapes of $\Delta\phi$ and ΔR distributions are very different for different unintegrated gluon densities used, as it was expected. This is in a contrast to the cross sections as a function of transverse momenta or rapidities where all gluon distributions gave a similar behaviour. Note also that the measured cross sections at small $\Delta\phi$ or ΔR are significant. Moreover, they exceed the ones observed at large angular separation where the two b -flavored hadrons are emitted in opposite directions. This behavior is reproduced by the KMR gluon density only due to different tail at large \mathbf{k}_T compared to the CCFM-evolved gluon distributions³. The role of non-zero gluon transverse momentum \mathbf{k}_T is clearly illustrated also in Fig. 11. Here the solid histograms correspond to the results obtained according to the master formula (1) and the dotted histograms are obtained by using the same formula and without virtualities of the incoming gluons in partonic amplitude. In the last case an additional requirement $\mathbf{k}_{1,2T}^2 < \mu_R^2$ is applied. One can see that the gluon transverse momentum \mathbf{k}_T (both in the hard matrix element and in the gluon distribution functions) is important for description of the LHC data at low $\Delta\phi$ or ΔR .

4 Conclusions

In this note we analyzed the first data on the beauty production in pp collisions at the LHC taken by the CMS and LHCb collaborations. Our consideration is based on the k_T -factorization approach supplemented with the CCFM-evolved unintegrated gluon densities in a proton. The analysis covers the total and differential cross sections of b -flavored hadrons and muons originating from the semileptonic decays of beauty quarks as well as the double differential cross sections of inclusive b -jet production. Using the full hadron-level Monte Carlo generator CASCADE, we investigated the effects coming from the parton showers in initial and final states. Different sources of theoretical uncertainties have been studied.

Our LZ predictions with the default set of parameters agree with the data on the transverse momentum and pseudorapidity distributions of b -flavored hadrons or b quark decay muons. The CASCADE predictions tend to slightly underestimate the data at central rapidities but the data points still lie within the band of theoretical uncertainties. In this case the overall description of the data at a similar level of agreement as in the framework of NLO collinear QCD factorization. Special attention was put on the analysis of specific angular correlations between the produced b -flavored hadrons measured by the CMS collaboration. The description of $\Delta\phi$ and ΔR distributions in the framework of the k_T -factorization require further studies.

³A detailed comparison of KMR and CCFM gluon distributions can be found in [33].

5 Acknowledgments

We are grateful to comments from V. Chiochia, G. Dissertori, W. Erdmann, A. Rizzi, V. Zhukov and S. Baranov. The authors are very grateful to DESY Directorate for the support in the framework of Moscow — DESY project on Monte-Carlo implementation for HERA — LHC. A.V.L. was supported in part by the grant of president of Russian Federation (MK-3977.2011.2). Also this research was supported by the FASI of Russian Federation (grant NS-4142.2010.2), FASI state contract 02.740.11.0244, RFBR grant 11-02-01454-a and the RMES (grant the Scientific Research on High Energy Physics).

References

- [1] LHCb Collaboration, Phys. Lett. B **694**, 209 (2010).
- [2] CMS Collaboration, Phys. Rev. Lett. **106**, 112001 (2011).
- [3] CMS Collaboration, Phys. Rev. Lett. **106**, 252001 (2011).
- [4] CMS Collaboration, JHEP **03**, 090 (2011).
- [5] CMS Collaboration, JHEP **1103**, 136 (2011).
- [6] V. Chiochia, Nucl. Phys. A **855**, 436 (2011).
- [7] S. Frixione and B.R. Webber, JHEP **06**, 029 (2002).
- [8] S. Frixione, P. Nason, and B.R. Webber, JHEP **08**, 007 (2003).
- [9] L.V. Gribov, E.M. Levin, and M.G. Ryskin, Phys. Rep. **100**, 1 (1983);
E.M. Levin, M.G. Ryskin, Yu.M. Shabelsky, and A.G. Shuvaev, Sov. J. Nucl. Phys. **53**, 657 (1991);
S. Catani, M. Ciafaloni, and F. Hautmann, Nucl. Phys. B **366**, 135 (1991);
J.C. Collins and R.K. Ellis, Nucl. Phys. B **360**, 3 (1991).
- [10] S.P. Baranov and M. Smizanska, Phys. Rev. D **62**, 014012 (2000).
- [11] Ph. Hägler, R. Kirschner, A. Schäfer, L. Szymanowski, and O.V. Teryaev, Phys. Rev. D **62**, 071502 (2000).
- [12] M.G. Ryskin, Yu.M. Shabelski, and A.G. Shuvaev, Phys. Atom. Nucl. **64**, 1995 (2001);
Yu.M. Shabelski and A.G. Shuvaev, Phys. Atom. Nucl. **69**, 314 (2006).
- [13] N.P. Zotov, A.V. Lipatov, and V.A. Saleev, Phys. Atom. Nucl. **66**, 755 (2003).
- [14] S.P. Baranov, N.P. Zotov, and A.V. Lipatov, Phys. Atom. Nucl. **67**, 837 (2004).
- [15] A.V. Lipatov, L. Lönnblad, and N.P. Zotov, JHEP **0401**, 010 (2004).
- [16] H. Jung, M. Krämer, A.V. Lipatov, and N.P. Zotov, JHEP **1101**, 085 (2011).

- [17] H. Jung, *Comp. Phys. Comm.* **143**, 100 (2002);
H. Jung *et al.*, *Eur. Phys. J. C* **70**, 1237 (2010).
- [18] H. Jung, M. Krämer, A.V. Lipatov, and N.P. Zotov, arXiv:1107.4328 [hep-ph].
- [19] E.A. Kuraev, L.N. Lipatov, and V.S. Fadin, *Sov. Phys. JETP* **44**, 443 (1976);
E.A. Kuraev, L.N. Lipatov and V.S. Fadin, *Sov. Phys. JETP* **45**, 199 (1977);
I.I. Balitsky and L.N. Lipatov, *Sov. J. Nucl. Phys.* **28**, 822 (1978).
- [20] M. Ciafaloni, *Nucl. Phys. B* **296**, 49 (1988);
S. Catani, F. Fiorani, and G. Marchesini, *Phys. Lett. B* **234**, 339 (1990);
S. Catani, F. Fiorani, and G. Marchesini, *Nucl. Phys. B* **336**, 18 (1990);
G. Marchesini, *Nucl. Phys. B* **445**, 49 (1995).
- [21] H. Jung, arXiv:hep-ph/0411287.
- [22] M.A. Kimber, A.D. Martin and M.G. Ryskin, *Phys. Rev. D* **63**, 114027 (2001);
G. Watt, A.D. Martin and M.G. Ryskin, *Eur. Phys. J. C* **31**, 73 (2003).
- [23] A.D. Martin, W.J. Stirling, R.S. Thorne, and G. Watt, *Eur. Phys. J. C* **63**, 189 (2009).
- [24] A.D. Martin, R.G. Roberts, W.J. Stirling, and R.S. Thorne, *Eur. Phys. J. C* **14**, 133 (2000).
- [25] C. Peterson, D. Schlatter, I. Schmitt, and P. Zerwas, *Phys. Rev. D* **27**, 105 (1983).
- [26] K. Hagiwara *et al.* (PDG Collaboration), *Phys. Rev. D* **66**, 010001 (2002).
- [27] M. Cacciari, G.P. Salam, and G. Soyez, *JHEP* **0804**, 063 (2008).
- [28] M. Cacciari and G.P. Salam, *Phys. Lett. B* **641**, 57 (2006).
- [29] G.S.M. Cacciari and G. Soyez, <http://fastjet.fr/>.
- [30] M. Cacciari and P. Nason, *Phys. Rev. Lett.* **89**, 122003 (2002);
M. Cacciari, S. Frixione, M.L. Mangano, P. Nason and G. Ridolfi, *JHEP* **0407**, 033 (2004).
- [31] M. Cacciari and P. Nason, *JHEP* **0309**, 006 (2003).
- [32] E. Braaten, K.-M. Cheng, S. Fleming and T.C. Yuan, *Phys. Rev. D* **51**, 4819 (1995).
- [33] B. Andersson *et al.* (Small- x Collaboration), *Eur. Phys. J. C* **25**, 77 (2002);
J. Andersen *et al.* (Small- x Collaboration), *Eur. Phys. J. C* **35**, 67 (2004);
J. Andersen *et al.* (Small- x Collaboration), *Eur. Phys. J. C* **48**, 53 (2006).

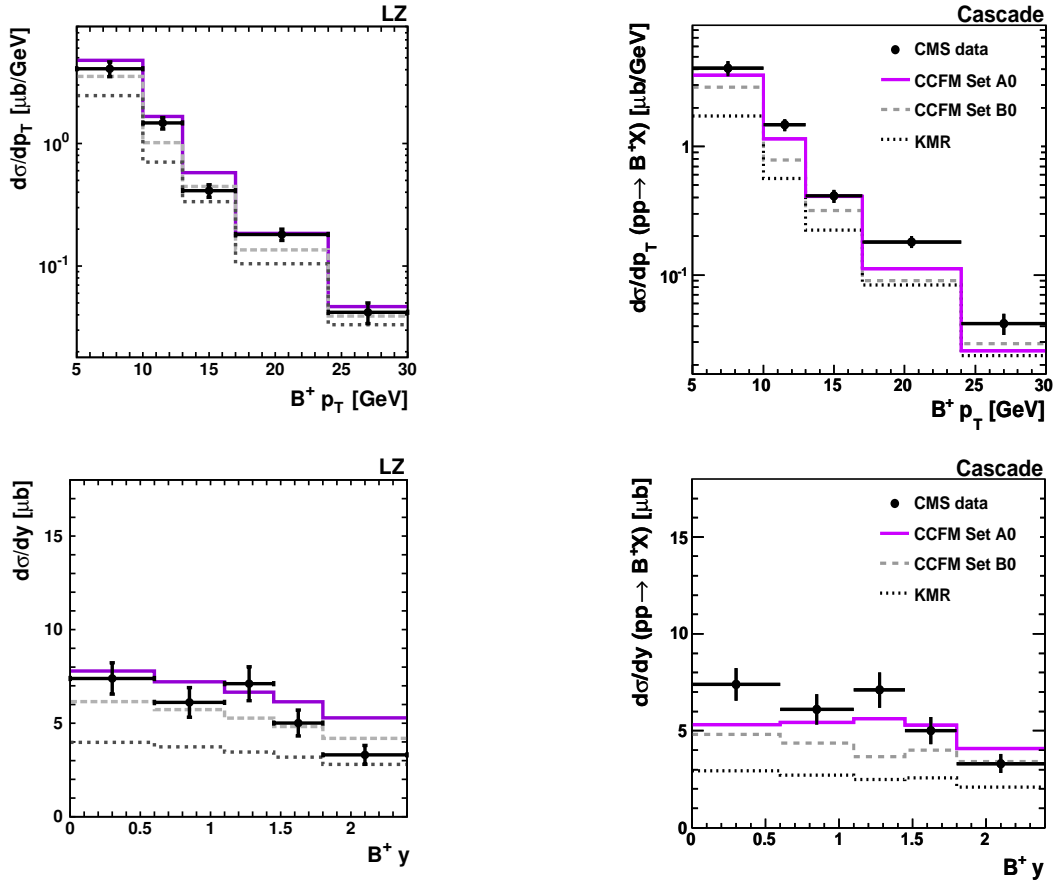


Figure 1: The transverse momentum and rapidity distributions of B^+ meson production at the LHC. The kinematical cuts applied are described in the text. The solid, dashed and dotted histograms correspond to the results obtained with the CCFM set A0, B0 and KMR unintegrated gluon densities. The first column shows the LZ results while the second one depicts the CASCADE predictions. The experimental data are from CMS [2].

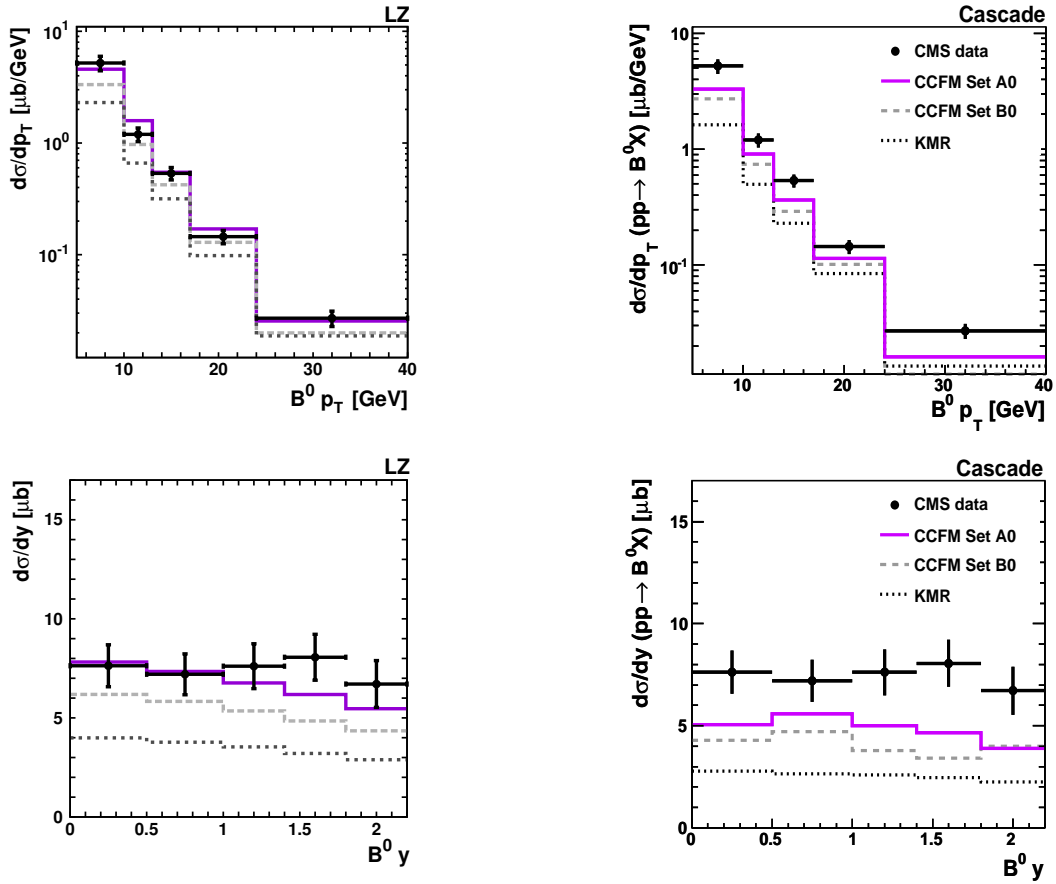


Figure 2: The transverse momentum and rapidity distributions of B^0 meson production at the LHC. The kinematical cuts applied are described in the text. The left histograms show the LZ numerical results while the right plots depict the CASCADE predictions. Notation of all histograms is the same as in Fig. 1. The experimental data are from CMS [3].

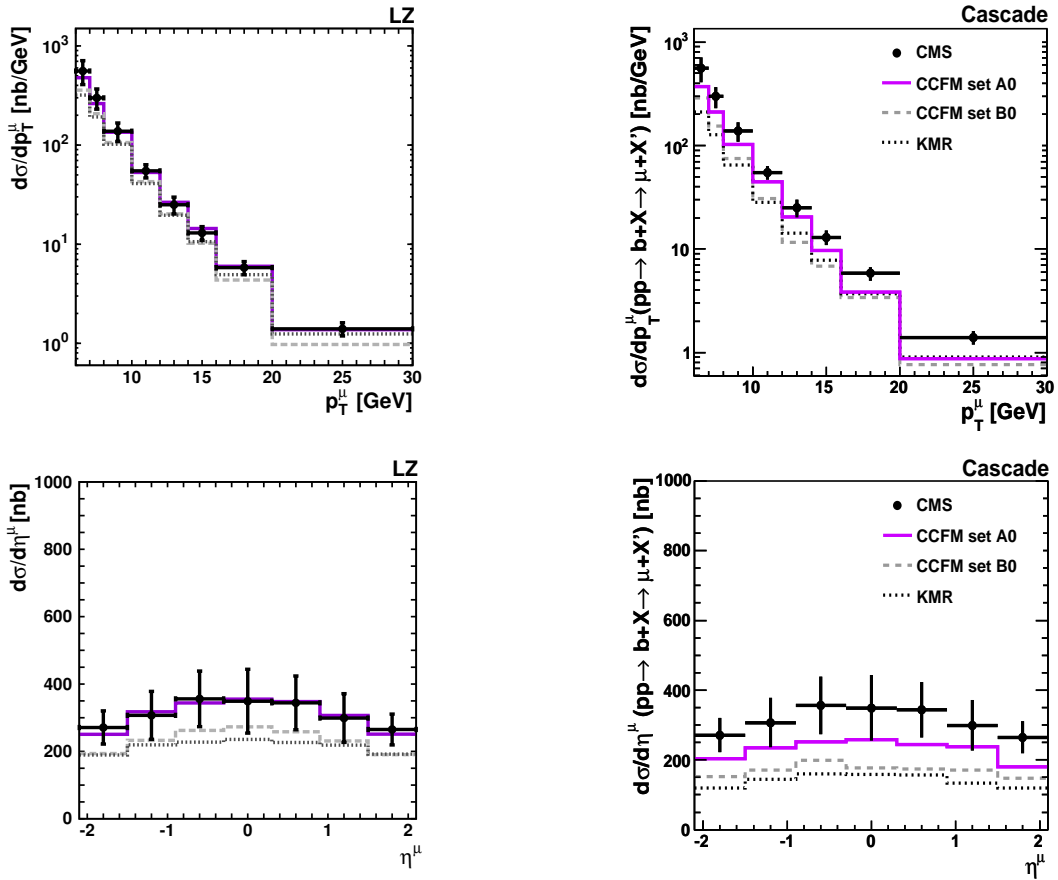


Figure 3: The transverse momentum and pseudorapidity distributions of muons arising from the semileptonic decays of b quarks at the LHC. The kinematical cuts applied are described in the text. The left histograms show the LZ numerical results while the right plots depict the CASCADE predictions. Notation of all histograms is the same as in Fig. 1. The experimental data are from CMS [4].

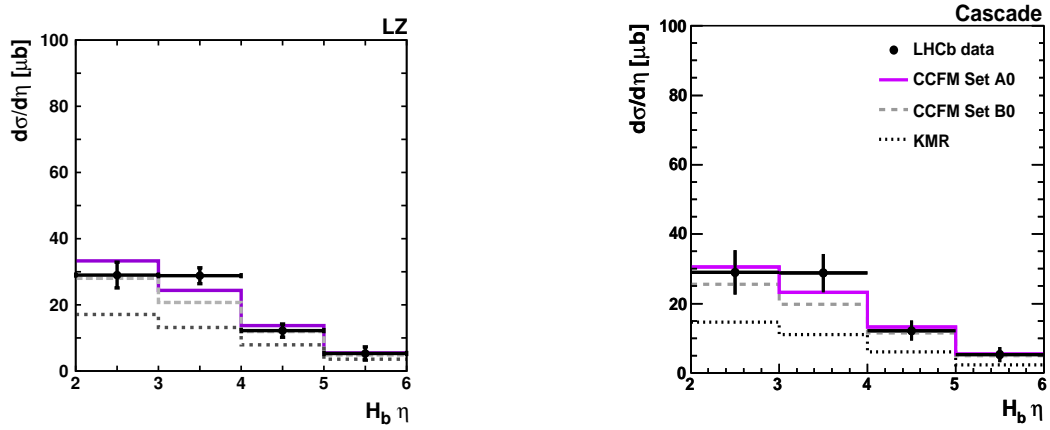


Figure 4: The pseudorapidity distributions of b -flavored hadrons at the LHC. The kinematical cuts applied are described in the text. The left histogram shows the LZ numerical results while the right plot depicts the CASCADE predictions. Notation of all histograms is the same as in Fig. 1. The experimental data are from LHCb [1].

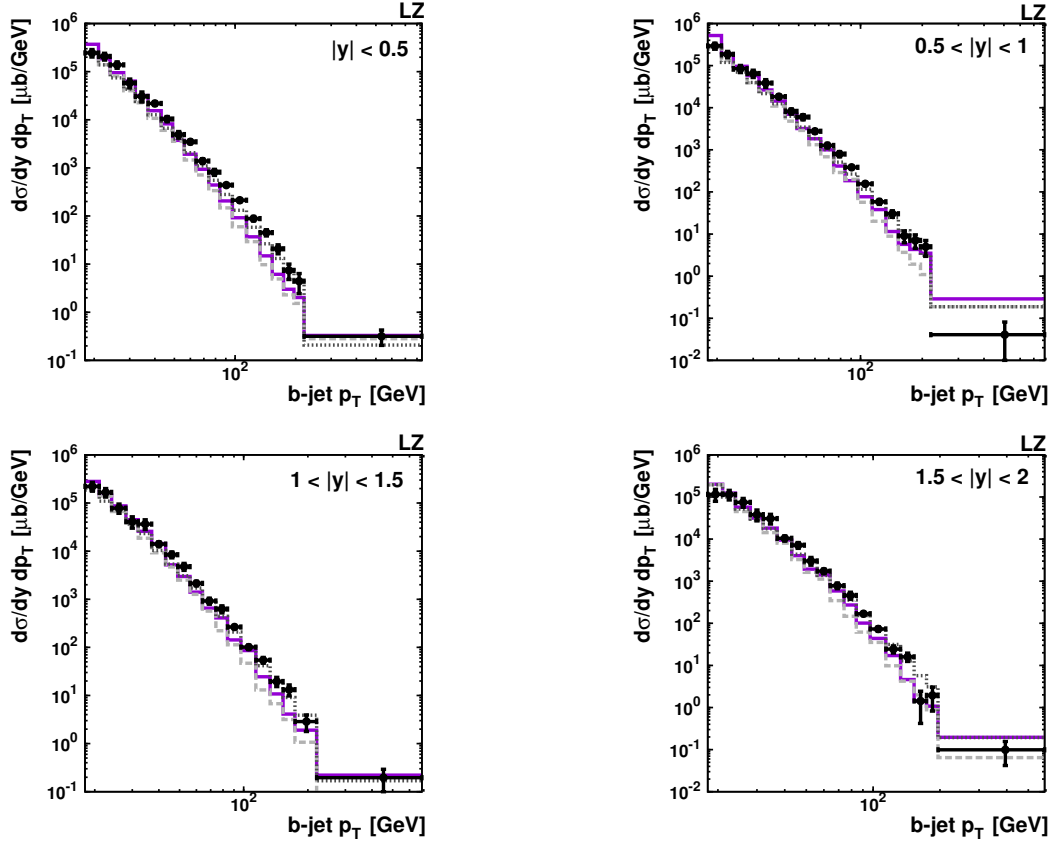


Figure 5: The double differential cross sections $d\sigma/dy dp_T$ of inclusive b -jet production as a function of p_T in different y regions (LZ predictions). Notation of all histograms is the same as in Fig. 1. The experimental data are from CMS [6].

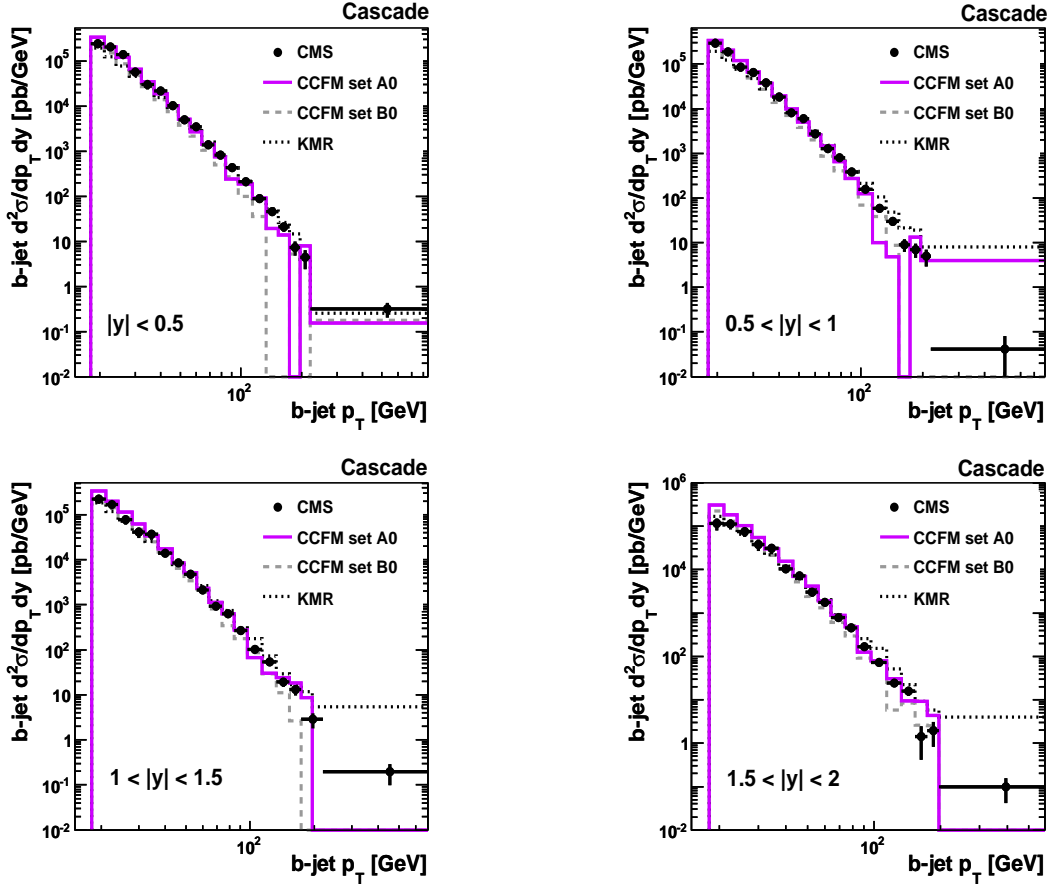


Figure 6: The double differential cross sections $d\sigma/dy dp_T$ of inclusive b -jet production as a function of p_T in different y regions (CASCADE predictions). Notation of all histograms is the same as in Fig. 1. The experimental data are from CMS [6].

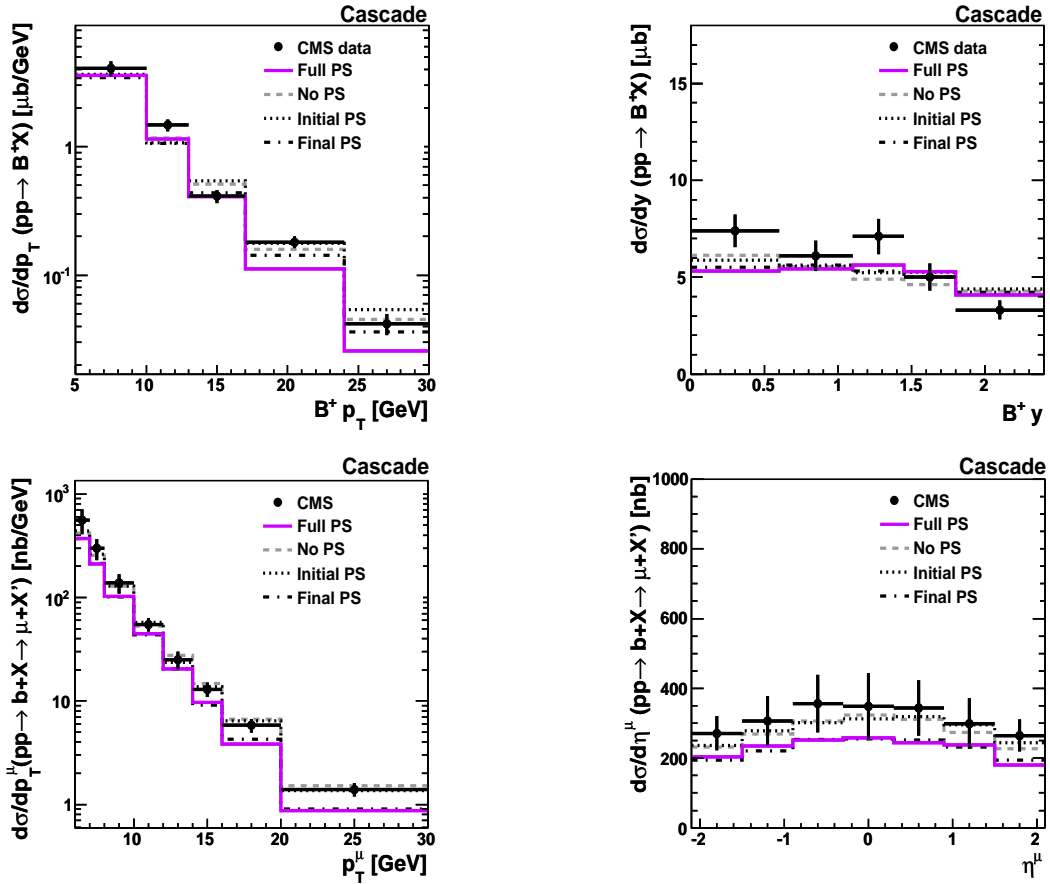


Figure 7: Parton shower effects in the pseudorapidity and transverse momentum distributions of the b -quark decay muons. The four lines represent full parton shower (solid line), no parton shower (dashed line), initial state parton shower (dotted line) and final state parton shower (dashed dotted line). The experimental data are from CMS [2, 4].

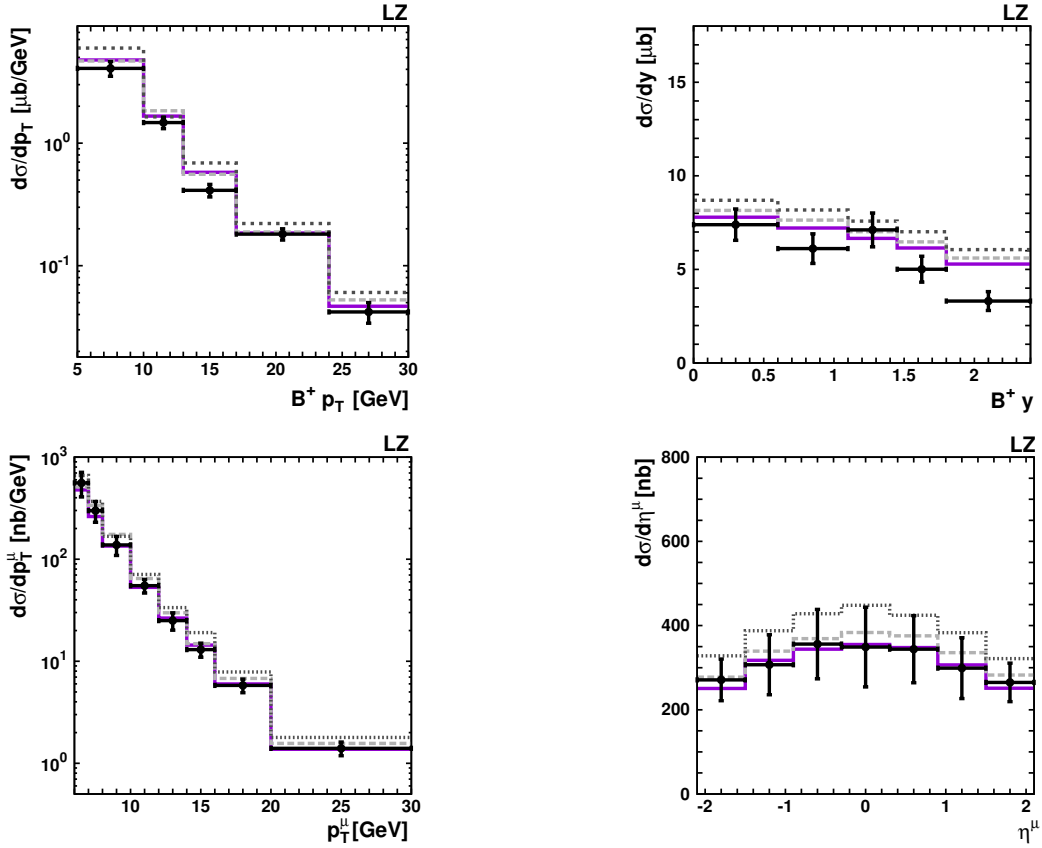


Figure 8: The dependence of our predictions on the fragmentation scheme (LZ calculations). The solid, dashed and dotted histograms correspond to the results obtained using the Peterson fragmentation function with $\epsilon_b = 0.006$, $\epsilon_b = 0.003$ and the non-perturbative fragmentation functions from [23–25], respectively. The CCFM-evolved (A0) gluon density is applied. The experimental data are from CMS [2, 4].

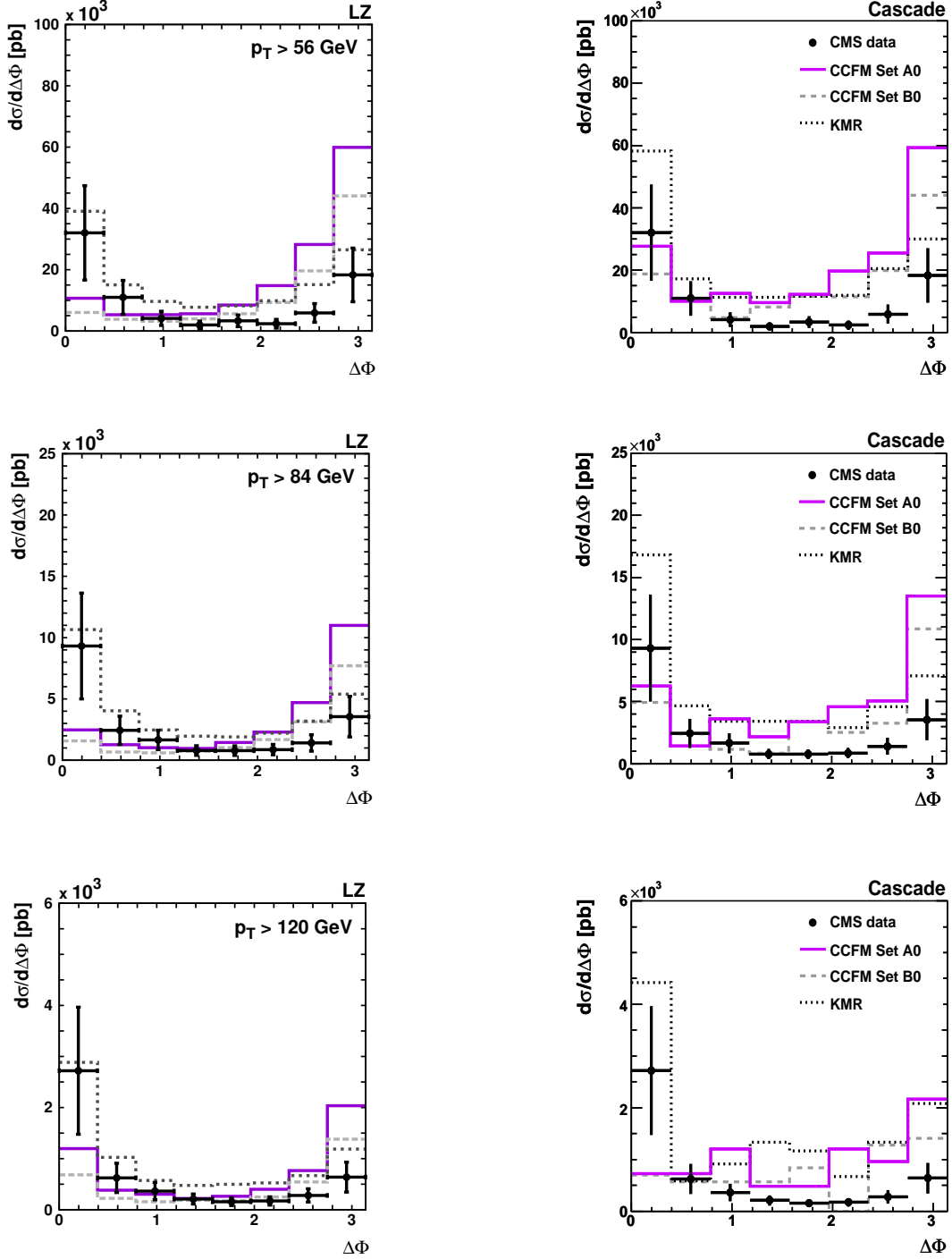


Figure 9: The distributions in azimuthal angle difference between the produced b -flavored hadrons at the LHC. The first column shows the LZ numerical results while the second one depicts the CASCADE predictions. The kinematical cuts applied are described in the text. Notation of all histograms is the same as in Fig. 1. The experimental data are from CMS [5].

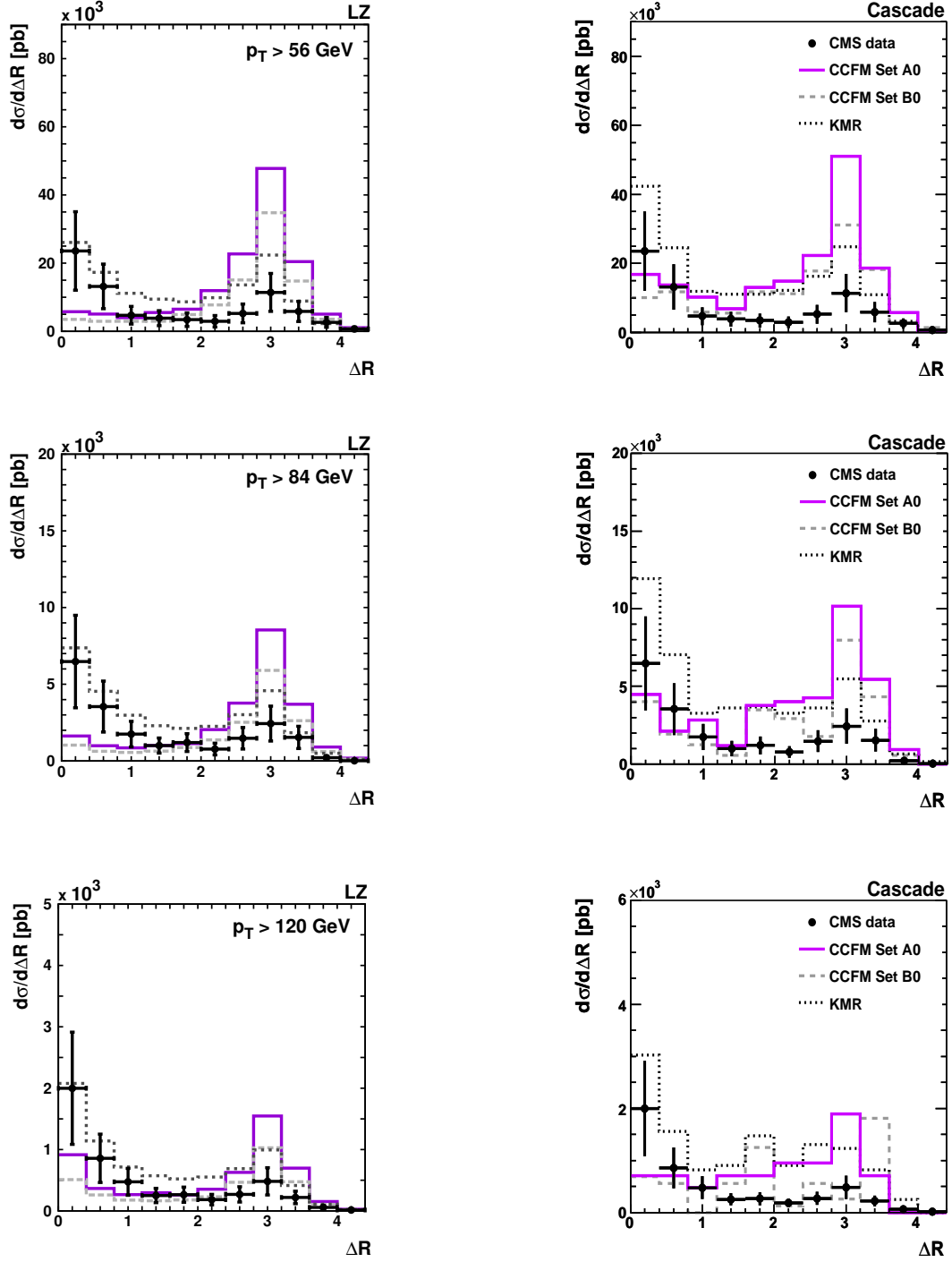


Figure 10: The distributions in ΔR in the b -flavored hadron production at the LHC. The first column shows the LZ numerical results while the second one depicts the CASCADE predictions. The kinematical cuts applied are described in the text. Notation of all histograms is the same as in Fig. 1. The experimental data are from CMS [5].

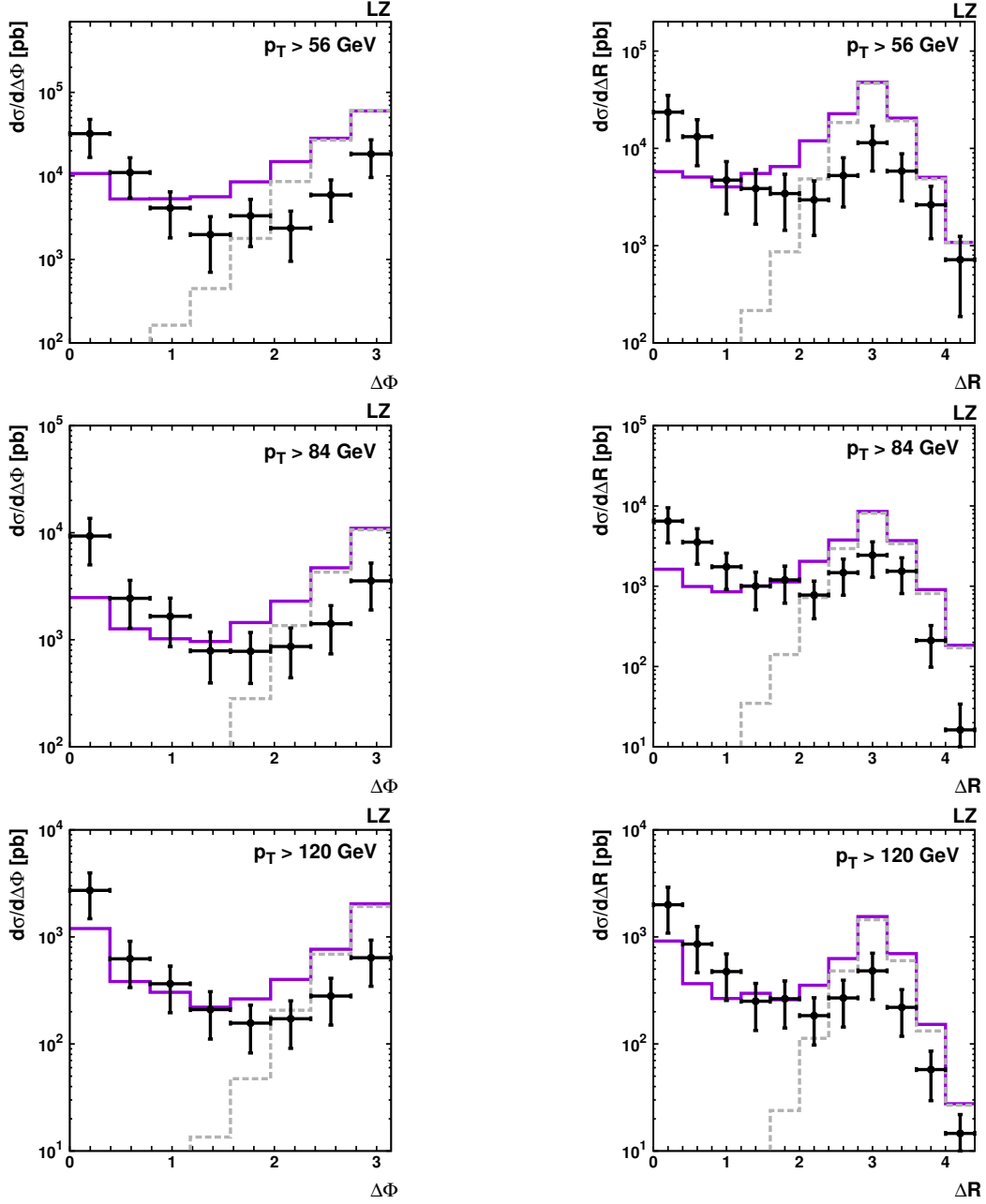


Figure 11: Importance of non-zero transverse momentum of incoming gluons in open b quark production at the LHC. The solid histograms correspond to the results obtained according to the master formula (1). The dotted histograms are obtained by using the same formula but now we switch off the virtualities of both incoming gluons in partonic amplitude and apply an additional requirement $\mathbf{k}_{1,2T}^2 < \mu_R^2$. We have used here the CCFM A0 gluon for illustration. The experimental data are from CMS [5].