

Quarkonium Production Studies in CMS

Z. YANG^{1,2} A.C. KRAAN²

1) SKLNSI, Peking University, China 2) Istituto Nazionale di Fisica Nucleare, Pisa, Italy

When the LHC starts its operation, CMS will have a unique opportunity to study quarkonium production in pp collisions and later in PbPb collisions. Here we report on the methods and plans for measuring the differential J/ψ production cross section, using data to be collected in the first LHC run by the CMS detector. Furthermore we discuss the performance of the CMS detector for quarkonium measurements in PbPb collisions.

1. INTRODUCTION

There are several reasons for studying quarkonia in pp and PbPb collisions at CMS. The main interest in quarkonia produced in pp collisions arises from the fact that prompt quarkonium production continues to be puzzling: none of the theory models for quarkonium production at hadron colliders explains successfully both polarization and differential cross section measurements. In fact, the colour-octet mechanism [1], part of the NRQCD approach, has been able to explain the inclusive quarkonium cross section data at the Tevatron, but predicts a polarization, which is in contrast with recent measurements at the Tevatron [2]. The colour singlet model (CSM) has recently been revived [3], but whether it can explain both cross section and polarization data is still uncertain. For reviews on quarkonium production see [1]. Thanks to the much higher collision energy and luminosity of the LHC, quarkonia can be probed with transverse momenta much higher than currently studied at the Tevatron, allowing us to discriminate better between theoretical models.

For PbPb collisions in CMS, quarkonia are an excellent observable, both to study the thermodynamical properties of the quark-gluon plasma (QGP), as well as to constrain the parton distribution functions (PDFs) of the colliding nuclei. On the one hand, the higher centre-of-mass energy of the LHC with respect to RHIC will result in a higher temperature of the QGP, allowing us to study not only the suppression of J/ψ 's, but now also that of $\psi(2S)$'s. On the other hand, given that quarkonia are produced via gluon-gluon processes, the higher centre-of-mass energy at LHC will allow us to probe the gluon density of the nuclei at much lower parton fractional momenta than previously studied.

CMS can contribute to the study of quarkonia thanks to its excellent capabilities to detect muons from quarkonium decays up to large pseudorapidity ($|\eta| < 2.5$). Given the large yields of quarkonia which will be produced at CMS, many analyses dedicated to quarkonium production are viable already with small integrated luminosity. Quarkonia are additionally relevant for CMS in the early phases of LHC running because they are crucial for detector alignment and calibration.

In this note we describe a feasibility study to measure the J/ψ differential cross section in pp data at $\sqrt{s} = 14$ TeV. In addition we discuss the performance for observing quarkonia in PbPb collisions at $\sqrt{s_{NN}} = 5.5$ TeV.

2. J/ψ DIFFERENTIAL CROSS SECTION IN PP COLLISIONS

Three processes dominate J/ψ hadroproduction: prompt J/ψ 's produced directly, prompt J/ψ 's produced indirectly (via decay of excited states), and non-prompt J/ψ 's from the decay of a B-hadron. CMS proposes the following study to measure the inclusive, prompt, and non-prompt contributions to the differential cross section.

2.1. J/ψ reconstruction

For this study [4] prompt J/ψ signal events were generated with PYTHIA 6.409, including direct and indirect production. Non-prompt J/ψ events were obtained by generating minimum bias events with PYTHIA. As background events were considered any other source of muons that, when paired, could accidentally have an invariant mass close to that of the J/ψ . These muons come mainly from heavy flavoured quark decays and sometimes from a ρ or K decay in flight. The amount of background from Drell-Yan events was found to be below 1% with respect to that of other background sources.

J/ψ events are selected with the di-muon trigger employing fast J/ψ reconstruction with a transverse momentum threshold for both muons of at least 3 GeV/c [5]. J/ψ candidates are then reconstructed by pairing muons with opposite charge. The invariant mass of the muon pair is required to be between 2.8 and 3.4 GeV/c². The two muons are required to come from a common vertex. The di-muon mass spectrum including background and signal is given in Fig. 1. About 75000 J/ψ 's are expected to be reconstructed in 3 pb⁻¹. The mass resolution is about 30 MeV/c². The distribution is fitted with a double Gaussian for the J/ψ signal and a linear function for background. The

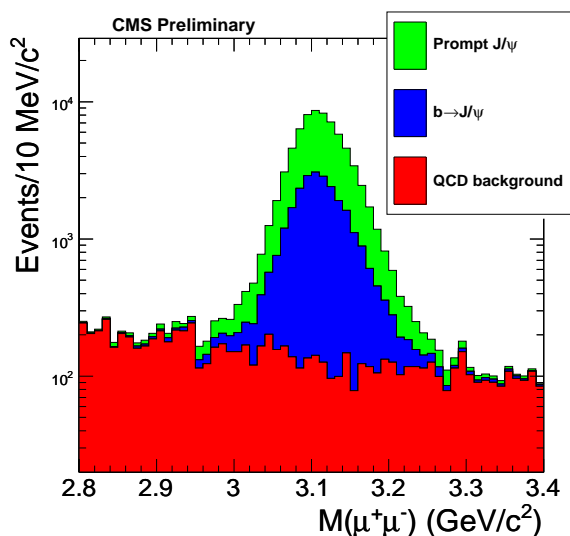


Figure 1: Di-muon invariant mass distribution normalized to 3 pb⁻¹ in logarithmic scale. The green (light grey), blue (black) and red (dark grey) areas are the prompt, non-prompt and background contributions, respectively.

resulting number of fitted events for the signal, divided by the total number of generated events, defines the signal reconstruction efficiency convoluted with acceptance, which depends on $p_T^{J/\psi}$, J/ψ and on the J/ψ polarization. Below $p_T^{J/\psi} = 5$ GeV/c the reconstruction efficiency vanishes. At $p_T^{J/\psi} > 20$ GeV/c it is about 60% for unpolarized J/ψ . Effects of the polarization are taken into account in the systematic uncertainties.

2.2. Measurement of inclusive, prompt and non-prompt J/ψ cross section

The inclusive $p_T^{J/\psi}$ differential cross section measurement, covering the region $j^{J/\psi} = j < 2.4$, is based on the following expression:

$$\frac{d}{dp_T} (J/\psi) \text{ Br}(J/\psi \rightarrow \mu^+ \mu^-) = \frac{N_{J/\psi}^{\text{fit}}}{L dt A_{J/\psi}} \quad (1)$$

where $N_{J/\psi}^{\text{fit}}$ is the number of reconstructed J/ψ in a given p_T bin resulting from the mass spectrum fit as explained above, p_T is the size of the p_T bin, $L dt$ is the integrated luminosity, and A is the total efficiency taking into account trigger and reconstruction efficiencies.

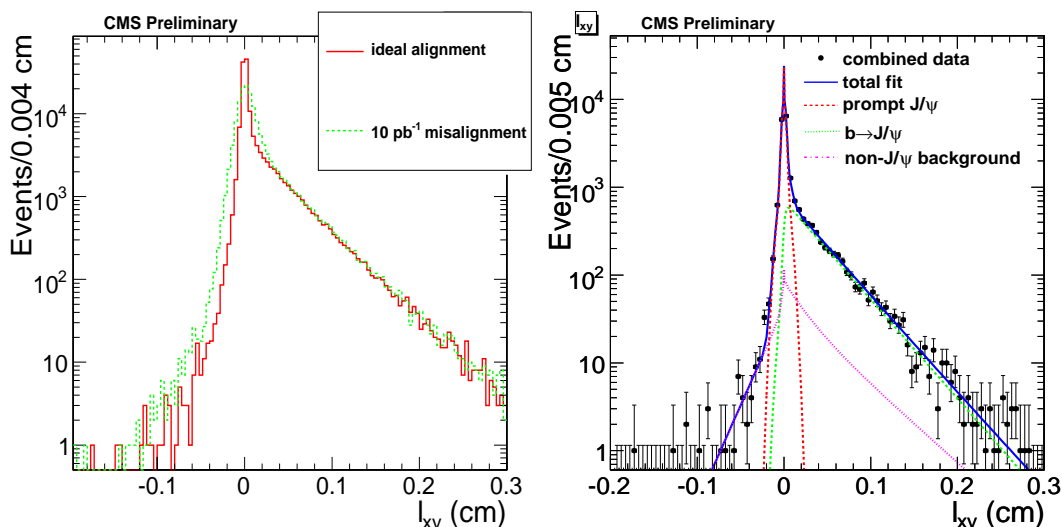


Figure 2: Left : the l_{xy} distribution for prompt and non-prompt J/ψ 's. Right: distribution of l_{xy} and likelihood fit result in the range of $9 < p_T^{J/\psi} < 10$ GeV/c.

For each J/ψ candidate $l_{xy} = L_{xy} \cdot \eta_{J/\psi} = p_T^{J/\psi}$ is computed, where L_{xy} is the distance in the transverse plane between the vertex of the two muons and the primary vertex of the event. The l_{xy} distribution for prompt and non-prompt J/ψ 's is shown in Fig. 2 (left). For prompt J/ψ 's the l_{xy} distribution is given by a resolution function, while for non-prompt J/ψ 's a resolution function convoluted with an exponential is used. To determine the fraction f_B of J/ψ 's from B-hadron decays, an unbinned maximum likelihood fit was performed fitting simultaneously the invariant mass and lifetime distributions. Figure 2 (right) shows an example of a fit for $9 < p_T^{J/\psi} < 10$ GeV/c.

2.3. Results

The dominant systematic uncertainties are the luminosity and the J/ψ -polarization. The total uncertainty is about 13% at $p_T^{J/\psi} > 20$ GeV/c and 19% in the lowest $p_T^{J/\psi}$ bin, from 5-6 GeV/c. The inclusive and prompt $J/\psi \rightarrow \mu^+\mu^-$ cross sections are given in Fig. 3 left and center respectively. The fraction f_B of J/ψ 's from B-hadron decay is given in Fig. 3 (right).

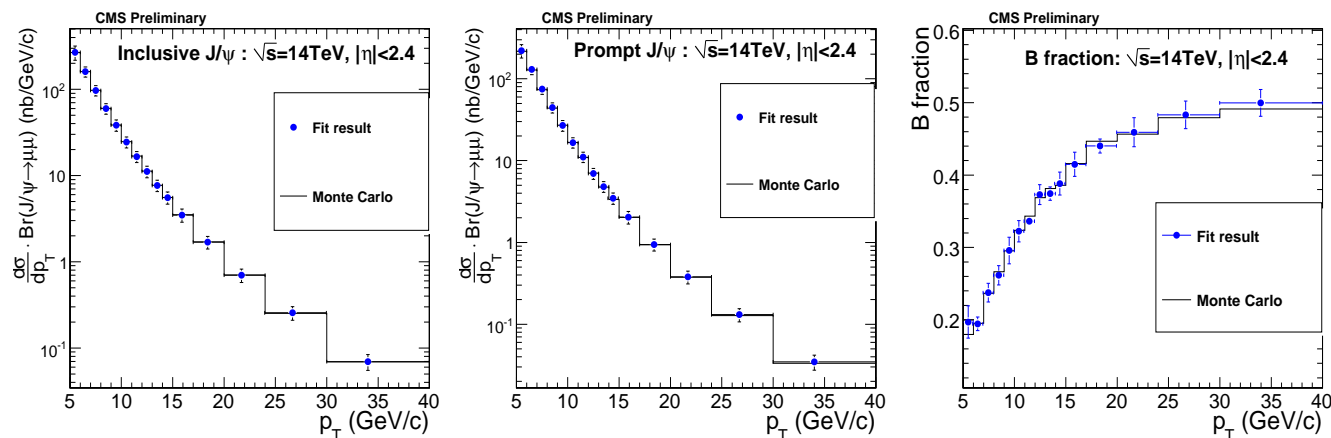


Figure 3: The inclusive (left) and prompt (center) $J/\psi \rightarrow \mu^+\mu^-$ differential cross section $d\sigma/dp_T \cdot Br(J/\psi \rightarrow \mu^+\mu^-)$ and the fitted fraction f_B of J/ψ 's from B-hadron decays (right), as a function of $p_T^{J/\psi}$, integrated over $|\eta| < 2.4$ for an integrated luminosity of 3 pb^{-1} .

3. QUARKONIUM MEASUREMENTS IN HEAVY-ION COLLISIONS

CM S has also studied the performance for reconstructing quarkonia in a PbPb collision environment [6]. Fig 4 shows the dimuon mass distributions in the J/ψ (left) and ψ' (right) mass regions corresponding to 0.5 nb^{-1} of PbPb data. The muon and J/ψ reconstruction performance in PbPb collisions is very similar to that in pp collisions, hence the mass resolution for J/ψ 's and ψ' (1S) is roughly equal to what is expected in pp collisions. What differs is the amount of background as well as the quarkonium yield. Significantly more background is expected from combinatorial background of various muon sources (pion, kaon and heavy-quark decays) which can be removed using techniques such as like-sign subtraction. In 0.5 nb^{-1} of data (about one month of PbPb running) about 180000 J/ψ 's and 25000 ψ' 's are expected to be collected. Such a large statistics sample will allow us to compare in detail central and peripheral PbPb collisions and to carry out p_T and y differential cross section studies which will contribute to clarify the physics mechanisms behind the production (and destruction) of quarkonium states in high-energy nucleus-nucleus collisions.

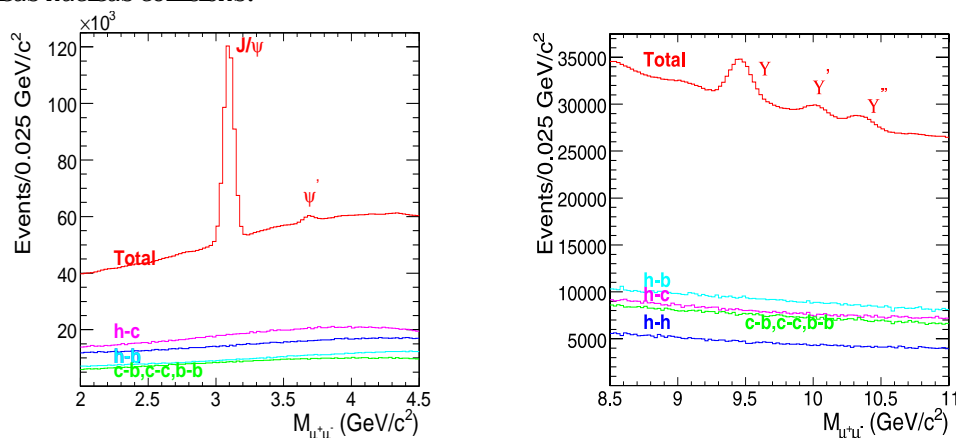


Figure 4: Dimuon mass distributions measured within $|j| < 2.4$ for 0.5 nb^{-1} of PbPb data with $dN_{ch}/d\eta = 2500$ in the J/ψ (left) and ψ' (right) mass regions, together with the background.

4. CONCLUSION

We have presented quarkonium studies in early CM S pp collisions and in PbPb collisions. More quarkonium studies in CM S are ongoing. First results based on real data are expected in 2009.

Acknowledgments

Thanks to David d'Enterria for discussions about heavy-ion physics and for comments on this note. Also thanks to Sijin Qian for comments on this note. This work is partially supported by National Natural Science Foundation of China (Contract No. 10099630), the Ministry of Science and Technology of China (Contract No. 2007CB816101). Aafke Kraan is financed by the European Union as Marie Curie fellow (Contract No. EIF PHY-040156).

References

- [1] See e.g. N. Brambilla et al, CERN Yellow Report, CERN-2005-005, ePrint: hep-ph/0412158; J.P. Lansberg, Int. J. Mod. Phys. A 21 (2006) 3857; M. Kramer, Prog. Part. Nucl. Phys. 47 (2001) 141, and references therein.
- [2] A. Abulencia et al. [CDF Collaboration], Phys. Rev. Lett. 99 (2007) 132001.
- [3] J. Campbell, F. Maltoni, F. Tramontano, Phys. Rev. Lett. 98 (2007) 252002; P. Artoisenet, J. P. Lansberg, F. Maltoni, Phys. Lett. B 653 (2007) 60; H. Haberzettl, J. P. Lansberg, Phys. Rev. Lett. 100 (2008) 032006.
- [4] CM S Physics Analysis Summary, BPH-07-002.
- [5] CM S Technical Design Report Volume 1, CERN/LHCC 2006-001.
- [6] CM S Technical Design Report, Addendum 1, J. Phys. G 34 (2007) 2307.