

Search for a fourth generation

$$b^0\text{-quark at LEP-II at}$$

$$\sqrt{s} = 196 \quad 209 \text{ GeV}$$

DELPHI Collaboration

Abstract

A search for the pair production of fourth generation b^0 -quarks was performed using data taken by the DELPHI detector at LEP-II. The analysed data were collected at centre-of-mass energies ranging from 196 to 209 GeV, corresponding to an integrated luminosity of 420 pb⁻¹. No evidence for a signal was found. Upper limits on BR($b^0 \rightarrow bZ$) and BR($b^0 \rightarrow cW$) were obtained for b^0 masses ranging from 96 to 103 GeV = c^2 . These limits, together with the theoretical branching ratios predicted by a sequential four generations model, were used to constrain the value of $R_{CKM} = \left| \frac{V_{cb^0}}{V_{tb^0}V_{tb}} \right|$, where V_{cb^0} , V_{tb^0} and V_{tb} are elements of the extended CKM matrix.

J.Abdallah²⁶, P.Abreu²³, W.Adam⁵⁵, P.Adzic¹², T.Albrecht¹⁸, R.Alemany-Fernandez⁹, T.Allmendinger¹⁸, P.Allport²⁴,
 U.Amaki³⁰, N.Amapane⁴⁸, S.Amato⁵², E.Anashkin³⁷, A.Andrezza²⁹, S.Andringa²³, N.Anjos²³, P.Antilogus²⁶,
 W.-D.Apel¹⁸, Y.Amoud¹⁵, S.Ask²⁷, B.Asmann⁴⁷, J.E.Augustin²⁶, A.Augustinus⁹, P.Baillon⁹, A.Ballestrero⁴⁹,
 P.Bambade²¹, R.Barbier²⁸, D.Bardin¹⁷, G.J.Barker⁵⁷, A.Baroncelli⁴⁰, M.Battaglia⁹, M.Baubillier²⁶, K.-H.Becks⁵⁸,
 M.Begalli⁷, A.Behmann⁵⁸, E.Ben-Haim²¹, N.Benekos³³, A.Benvenuti⁵, C.Berat¹⁵, M.Berggren²⁶, L.Bemtson⁴⁷,
 D.Bertrand², M.Besancon⁴¹, N.Besson⁴¹, D.Bloch¹⁰, M.Blom³², M.Bluj⁶, M.Bonesini³⁰, M.Boonekamp⁴¹,
 P.S.L.Booth²⁴, G.Borisov²², O.Botner⁵³, B.Bouquet²¹, T.J.V.Bowcock²⁴, I.Boyko¹⁷, M.Bracko⁴⁴, R.Brenner⁵³,
 E.Brudet⁶, P.Bruckmann¹⁹, J.M.Brunet⁸, B.Buschbeck⁵⁵, P.Buschmann⁵⁸, M.Calvi³⁰, T.Camporessi⁹, V.Canales³⁹,
 F.Carena⁹, N.Castro²³, F.Cavallo⁵, M.Chapkin⁴³, Ph.Charpentier⁹, P.Checchia³⁷, R.Chierici⁹, P.Chliapnikov⁴³,
 J.Chudoba⁹, S.U.Chung⁹, K.Cieslik¹⁹, P.Collins⁹, R.Contri¹⁴, G.Cosme²¹, F.Cossutti⁵⁰, M.J.Costa⁵⁴, D.Crennel³⁸,
 J.Cuevas³⁵, J.D.Hondt², J.Daïmau⁴⁷, T.da Silva⁵², W.da Silva²⁶, G.DellaRicca⁵⁰, A.DeAngelis⁵¹, W.DeBoer¹⁸,
 C.DeClercq², B.DeLotto⁵¹, N.DeMarias⁴⁸, A.DeMinin³⁷, L.dePaula⁵², L.Diciaccio³⁹, A.Disimone⁴⁰, K.Doroba⁵⁶,
 J.Drees^{58;9}, G.Eigen⁴, T.Ekelof⁵³, M.Ellert⁵³, M.Elsing⁹, M.C.Espirito Santo²³, G.Fanourakis¹², D.Fassouliotis^{12;3},
 M.Feindt¹⁸, J.Fernandez⁴², A.Ferrer⁵⁴, F.Ferro¹⁴, U.Flagmeyer⁵⁸, H.Foeth⁹, E.Fokitis³³, F.Fukuda-Qüenzer²¹, J.Fuster⁵⁴,
 M.Gandemian⁵², C.Garcia⁵⁴, Ph.Gavillet⁹, E.Gaziz³³, R.Gokieli^{9;56}, B.Golob^{44;46}, G.Gomez-Ceballos⁴², P.Goncalves²³,
 E.Graziani⁴⁰, G.Grosdidier²¹, K.Grzalak⁵⁶, J.Guy³⁸, C.Haag¹⁸, A.Hallgren⁵³, K.Hamacher⁵⁸, K.Hamilton³⁶, S.Haug³⁴,
 F.Hauler¹⁸, V.Hedberg²⁷, M.Hennecke¹⁸, H.Herr⁹, J.Homan⁵⁶, S.-O.Holmgren⁴⁷, P.J.Holt⁹, M.A.Houlden²⁴,
 J.N.Jackson²⁴, G.Jarlskog²⁷, P.Jarry⁴¹, D.Jeans³⁶, E.K.Johansson⁴⁷, P.D.Johansson⁴⁷, P.Jonsson²⁸, C.Joram⁹,
 L.Jungemann¹⁸, F.Kapusta²⁶, S.Katsanevas²⁸, E.Katsou³³, G.Kemel⁴⁴, B.P.Kersevan^{44;46}, U.Kerzel¹⁸, B.T.King²⁴,
 N.Kjaer⁹, P.Kluit³², P.Kokkinias¹², C.Kourkoumelis³, O.Kouznetsov¹⁷, Z.Krumstein¹⁷, M.Kucharczyk¹⁹, J.Lamas¹,
 G.Leder⁵⁵, F.Ledroit¹⁵, L.Leinonen⁴⁷, R.Leitner³¹, J.Lemmon², V.Lepeltier²¹, T.Lesiak¹⁹, W.Liebig⁵⁸, D.Liko⁵⁵,
 A.Lipniacka⁴⁷, J.H.Lopes⁵², J.M.Lopez³⁵, D.Loukas¹², P.Lutz⁴¹, L.Lyons³⁶, J.MacNaughton⁵⁵, A.Malek⁵⁸, S.Maltezos³³,
 F.Mandi⁵⁵, J.Marco⁴², R.Marco⁴², B.Marechal⁵², M.Margoni³⁷, J.-C.Marin⁹, C.Mariotti⁹, A.Markou¹²,
 C.Martinez-Rivero⁴², J.Masik¹³, N.Mastroiannopoulos¹², F.Matorras⁴², C.Matteuzzi³⁰, F.Mazzucato³⁷,
 M.Mazzucato³⁷, R.McNulty²⁴, C.Meroni²⁹, E.Migliore⁴⁸, W.Mitaro⁵⁵, U.Mjermarck²⁷, T.Moa⁴⁷, M.Moch¹⁸,
 K.Moenig^{9;11}, R.Monge¹⁴, J.Montenegro³², D.Moraes⁵², S.Moreno²³, P.Morettoni¹⁴, U.Mueller⁵⁸, K.Muenich⁵⁸,
 M.Muellers³², L.Mundim⁷, W.Murray³⁸, B.Murray²⁰, G.Muyt³⁶, T.Myklubust³⁴, M.Nassiakou¹², F.Navarria⁵,
 K.Nawrocki⁵⁶, R.Nicolaidou⁴¹, M.Nikolenko^{17;10}, A.Oblakow-ska-Mucha²⁰, V.Obratsov⁴³, O.Oliveira²³, S.M.Oliveira²³,
 A.Olshevskii¹⁷, A.Onofre²³, R.Orava¹⁶, K.Osterberg¹⁶, A.Ouraou⁴¹, A.Oyanguren⁵⁴, M.Paganoni³⁰, S.Paiano⁵,
 J.P.Palacios²⁴, H.Palka¹⁹, Th.D.Papadopoulos³³, L.Pape⁹, C.Parkes²⁵, F.Parodi¹⁴, U.Parzefall⁹, A.Pascher⁴⁰,
 O.Passon⁵⁸, L.Peralta²³, V.Perepelitsa⁵⁴, A.Perrotta⁵, A.Petrolini¹⁴, J.Piedra⁴², L.Pieri⁴⁰, F.Pierre⁴¹, M.Pimenta²³,
 E.Piotto⁹, T.Podobnik^{44;46}, V.Poireau⁹, M.E.Pol⁶, G.Polok¹⁹, V.Pozdniakov¹⁷, N.Pukhaeva¹⁷, A.Pullia³⁰, J.Ramess¹³,
 A.Read³⁴, P.Rebecchi⁹, J.Rehn¹⁸, D.Reid³², R.Reinhardt⁵⁸, P.Renton³⁶, F.Richard²¹, J.Ridky¹³, M.Rivero⁴²,
 D.Rodriguez⁴², A.Romero⁴⁸, P.Ronchese³⁷, P.Roudeau²¹, T.Rovelli⁵, V.Ruhlmann-Kleider⁴¹, D.Ryabtchikov⁴³,
 A.Sadovsky¹⁷, L.Salmi⁶, J.Salt⁵⁴, C.Sander¹⁸, R.Santos²³, A.Savoy-Navarro²⁶, U.Schwickerath⁹, R.Sekulin³⁸,
 M.Siebel⁵⁸, A.Sisakian¹⁷, G.Smadja²⁸, O.Smirnova²⁷, A.Sokolov⁴³, A.Sopczak²², R.Sosnowski⁵⁶, T.Spassov⁹,
 M.Stanitzki¹⁸, A.Stocchi²¹, J.Strauss⁵⁵, B.Stugu⁴, M.Szczekowski⁵⁶, M.Szeptycka⁵⁶, T.Szumlak²⁰, T.Tabarelli³⁰,
 A.C.Tarant²⁴, F.Tegenfeldt⁵³, J.Timmemans³², L.Tkatchev¹⁷, M.Tobin²⁴, S.Todorovova¹³, B.Tome²³, A.Tonazzo³⁰,
 P.Tortosa⁵⁴, P.Travnicek¹³, D.Treille⁹, G.Tristram⁸, M.Trochimczuk⁵⁶, C.Troncon²⁹, M.-L.Turbier⁴¹, I.A.Tyapkin¹⁷,
 P.Tyapkin¹⁷, S.Tzamarias¹², V.Uvarov⁴³, G.Valenti⁵, P.Vandam³², J.VanElkik⁹, N.vanRemortel¹⁶, I.VanVulpen⁹,
 G.Vegni²⁹, F.Veloso²³, W.Venus³⁸, P.Verdier²⁸, V.Verzi³⁹, D.Vilanova⁴¹, L.Vitale⁵⁰, V.Vrba¹³, H.Wahlen⁵⁸,
 A.J.Washbrook²⁴, C.Weiser¹⁸, D.Wicke⁹, J.Wickens², G.Wilkinson³⁶, M.Winter¹⁰, M.Witek¹⁹, O.Yushchenko⁴³,
 A.Zalewska¹⁹, P.Zalewski⁵⁶, D.Zavrtanik⁴⁵, V.Zhuravlov¹⁷, N.Zimin¹⁷, A.Zintchenko¹⁷, M.Zupan¹²

-
- ¹ Department of Physics and Astronomy, Iowa State University, Ames IA 50011-3160, USA
- ² IHE, ULB-VUB, Pleinlaan 2, B-1050 Brussels, Belgium
- ³ Physics Laboratory, University of Athens, Solonos Str. 104, GR-10680 Athens, Greece
- ⁴ Department of Physics, University of Bergen, Allégaten 55, NO-5007 Bergen, Norway
- ⁵ Dipartimento di Fisica, Università di Bologna and INFN, Via Imerio 46, IT-40126 Bologna, Italy
- ⁶ Centro Brasileiro de Pesquisas Físicas, rua Xavier Sigaud 150, BR-22290 Rio de Janeiro, Brazil
- ⁷ Inst. de Física, Univ. Estadual do Rio de Janeiro, rua Sao Francisco Xavier 524, Rio de Janeiro, Brazil
- ⁸ College de France, Lab. de Physique Corpusculaire, IN2P3-CNRS, FR-75231 Paris Cedex 05, France
- ⁹ CERN, CH-1211 Geneva 23, Switzerland
- ¹⁰ Institut de Recherches Subatomiques, IN2P3-CNRS/ULP-BP20, FR-67037 Strasbourg Cedex, France
- ¹¹ Now at DESY-Zeuthen, Platanenallee 6, D-15735 Zeuthen, Germany
- ¹² Institute of Nuclear Physics, N.C.S.R. Demokritos, P.O. Box 60228, GR-15310 Athens, Greece
- ¹³ FZU, Inst. of Phys. of the C.A.S. High Energy Physics Division, Na Slovance 2, CZ-180 40, Praha 8, Czech Republic
- ¹⁴ Dipartimento di Fisica, Università di Genova and INFN, Via Dodecaneso 33, IT-16146 Genova, Italy
- ¹⁵ Institut des Sciences Nucléaires, IN2P3-CNRS, Université de Grenoble 1, FR-38026 Grenoble Cedex, France
- ¹⁶ Helsinki Institute of Physics and Department of Physical Sciences, P.O. Box 64, FIN-00014 University of Helsinki, Finland
- ¹⁷ Joint Institute for Nuclear Research, Dubna, Head Post Office, P.O. Box 79, RU-101 000 Moscow, Russian Federation
- ¹⁸ Institut für Experimentelle Kernphysik, Universität Karlsruhe, Postfach 6980, DE-76128 Karlsruhe, Germany
- ¹⁹ Institute of Nuclear Physics PAN J. Radzikowskiego 152, PL-31142 Krakow, Poland
- ²⁰ Faculty of Physics and Nuclear Techniques, University of Mining and Metallurgy, PL-30055 Krakow, Poland
- ²¹ Université de Paris-Sud, Lab. de l'Accélérateur Linéaire, IN2P3-CNRS, Bât. 200, FR-91405 Orsay Cedex, France
- ²² School of Physics and Chemistry, University of Lancaster, Lancaster LA1 4YB, UK
- ²³ LIP, FCUL, IST, CFCUC -Av. Elias Garcia, 14-1º, PT-1000 Lisboa Codex, Portugal
- ²⁴ Department of Physics, University of Liverpool, P.O. Box 147, Liverpool L69 3BX, UK
- ²⁵ Dept. of Physics and Astronomy, Kelvin Building, University of Glasgow, Glasgow G12 8QQ
- ²⁶ LPNHE, IN2P3-CNRS, Univ. Paris VI et VII, Tour 33 (RdC), 4 place Jussieu, FR-75252 Paris Cedex 05, France
- ²⁷ Department of Physics, University of Lund, Solvegatan 14, SE-223 63 Lund, Sweden
- ²⁸ Université Claude Bernard de Lyon, IPNL, IN2P3-CNRS, FR-69622 Villeurbanne Cedex, France
- ²⁹ Dipartimento di Fisica, Università di Milano and INFN-MILANO, Via Celoria 16, IT-20133 Milan, Italy
- ³⁰ Dipartimento di Fisica, Univ. di Milano-Bicocca and INFN-MILANO, Piazza della Scienza 3, IT-20126 Milan, Italy
- ³¹ I.N.P. of MFF, Charles Univ., A real MF, V Holesovickach 2, CZ-180 00, Praha 8, Czech Republic
- ³² NIKHEF, Postbus 41882, NL-1009 DB Amsterdam, The Netherlands
- ³³ National Technical University, Physics Department, Zografou Campus, GR-15773 Athens, Greece
- ³⁴ Physics Department, University of Oslo, Blindern, NO-0316 Oslo, Norway
- ³⁵ Depto. Física, Univ. Oviedo, Avda. Calvo Sotelo s/n, ES-33007 Oviedo, Spain
- ³⁶ Department of Physics, University of Oxford, Keble Road, Oxford OX1 3RH, UK
- ³⁷ Dipartimento di Fisica, Università di Padova and INFN, Via Marzolo 8, IT-35131 Padua, Italy
- ³⁸ Rutherford Appleton Laboratory, Chilton, Didcot OX11 0QX, UK
- ³⁹ Dipartimento di Fisica, Università di Roma II and INFN, Tor Vergata, IT-00173 Rome, Italy
- ⁴⁰ Dipartimento di Fisica, Università di Roma III and INFN, Via della Vasca Navale 84, IT-00146 Rome, Italy
- ⁴¹ DAPNIA /Service de Physique des Particules, CEA-Saclay, FR-91191 Gif-sur-Yvette Cedex, France
- ⁴² Instituto de Física de Cantabria (CSIC-UC), Avda. los Castros s/n, ES-39006 Santander, Spain
- ⁴³ Inst. for High Energy Physics, Serpukov P.O. Box 35, Protvino, (Moscow Region), Russian Federation
- ⁴⁴ J. Stefan Institute, Jamova 39, SI-1000 Ljubljana, Slovenia
- ⁴⁵ Laboratory for Astroparticle Physics, University of Nova Gorica, Kostonjevska 16a, SI-5000 Nova Gorica, Slovenia
- ⁴⁶ Department of Physics, University of Ljubljana, SI-1000 Ljubljana, Slovenia
- ⁴⁷ Fysikum, Stockholm University, Box 6730, SE-113 85 Stockholm, Sweden
- ⁴⁸ Dipartimento di Fisica Sperimentale, Università di Torino and INFN, Via P. Giuria 1, IT-10125 Turin, Italy
- ⁴⁹ INFN, Sezione di Torino and Dipartimento di Fisica Teorica, Università di Torino, Via Giuria 1, IT-10125 Turin, Italy
- ⁵⁰ Dipartimento di Fisica, Università di Trieste and INFN, Via A. Valerio 2, IT-34127 Trieste, Italy
- ⁵¹ Istituto di Fisica, Università di Udine and INFN, IT-33100 Udine, Italy
- ⁵² Univ. Federal do Rio de Janeiro, C.P. 68528 Cidade Univ., Ilha do Fundão BR-21945-970 Rio de Janeiro, Brazil
- ⁵³ Department of Radiation Sciences, University of Uppsala, P.O. Box 535, SE-751 21 Uppsala, Sweden
- ⁵⁴IFIC, Valencia-CSIC, and D.F.A.M.N., U. de Valencia, Avda. Dr. Moliner 50, ES-46100 Burjassot (Valencia), Spain
- ⁵⁵ Institut für Hochenergiephysik, Osterreich. Akad. d. Wissensch., Nikolsdorfergasse 18, AT-1050 Vienna, Austria
- ⁵⁶ Inst. Nuclear Studies and University of Warsaw, U.L. Hoza 69, PL-00681 Warsaw, Poland
- ⁵⁷ Now at University of Warwick, Coventry CV4 7AL, UK
- ⁵⁸ Fachbereich Physik, University of Wuppertal, Postfach 100 127, DE-42097 Wuppertal, Germany
- y deceased

1 Introduction

The Standard Model (SM), although in agreement with the available experimental data [1], leaves several open questions. In particular, the number of fermion generations and their mass spectrum are not predicted. The measurement of the Z decay widths [1] established that the number of light neutrino species ($m < m_Z=2$, where m_Z is the Z boson mass) is equal to three. However, if a heavy neutrino or a neutrinoless extra generation exists, this bound does not exclude the possibility of extra generations of heavy quarks. Moreover the fit to the electroweak data [2] does not deteriorate with the inclusion of one extra heavy generation, if the new up and down-type quarks mass difference is not too large. It should be noticed however that in this fit no mixing of the extra families with the SM ones is assumed.

The subject of this paper is the search for the pair production of a fourth generation b^0 -quark at LEP-II: b^0 production and decay are discussed in section 2; in section 3, the data sets and the Monte Carlo (MC) simulation are described; the analysis is discussed in section 4; the results and their interpretation within a sequential model are presented in sections 5 and 6, respectively.

2 b^0 -quark production and decay

Extra generations of fermions are predicted in several SM extensions [3,4]. In sequential models [5-7], a fourth generation of fermions carrying the same quantum numbers as the SM families is considered. In the quark sector, an up-type quark, t^0 , and a down-type quark, b^0 , are included. The corresponding 4 × 4 extended Cabibbo-Kobayashi-Maskawa (CKM) matrix is unitary, approximately symmetric and almost diagonal. A CP-violation is not considered in the model, all the CKM elements are assumed to be real.

The b^0 -quark may decay via charged currents (CC) to UW , with $U = t^0; c; u$, or via flavour-changing neutral currents (FCNC) to DX , where $D = b; s; d$ and $X = Z; H; \gamma$ (Fig. 1). As in the SM, FCNC are absent at tree level, but can appear at one-loop level, due to CKM mixing. If the b^0 is lighter than t^0 and t , the decays $b^0 \rightarrow t^0 W$ and $b^0 \rightarrow t W$ are kinematically forbidden and the one-loop FCNC decays can be as important as the CC decays [6].

The analysis of the electroweak data [1] shows that the mass difference $|m_{t^0} - m_{b^0}| < 60 \text{ GeV} = c^2$ is consistent with the measurement of the ρ parameter [3,5]. In particular, when $m_Z + m_b < m_{b^0} < m_H + m_b$, either $b^0 \rightarrow cW$ or $b^0 \rightarrow bZ$ decay tend to be dominant [5-7]. In this case, the partial widths of the CC and FCNC b^0 decays depend mainly on m_{t^0} , m_{b^0} and $R_{CKM} = \left| \frac{V_{cb^0}}{V_{tb^0} V_{tb}} \right|$, where V_{cb^0} , V_{tb^0} and V_{tb} are elements of the extended 4 × 4 CKM matrix [7].

Limits on the mass of the b^0 -quark have been set previously at various accelerators. At LEP-I, all the experiments searched for b^0 pair production ($e^+ e^- \rightarrow b^0 \bar{b}^0$), yielding a lower limit on the b^0 mass of about $m_Z=2$ [8]. At the Tevatron, both the D0 [9] and CDF [10] experiments reported limits on $(pp \rightarrow b^0 \bar{b}^0) \text{ BR}(b^0 \rightarrow bX)^2$, where BR is the branching ratio corresponding to the considered FCNC b^0 decay mode and $X = \gamma; Z$. Assuming $\text{BR}(b^0 \rightarrow bZ) = 1$, CDF excluded the region $100 < m_{b^0} < 199 \text{ GeV} = c^2$. Although no dedicated analysis was performed for the $b^0 \rightarrow cW$ decay, the D0 limits on $(pp \rightarrow t\bar{t}) \text{ BR}(t \rightarrow cW)^2$ from Fig. 44 and Table XXXI of reference [11] can give a hint on the possible values for $\text{BR}(b^0 \rightarrow cW)$ [12].

In the present analysis the on-shell FCNC ($b^0 \rightarrow bZ$) and CC ($b^0 \rightarrow cW$) decay modes were studied and consequently the mass range $96 \text{ GeV} = c^2 < m_{b^0} < 103 \text{ GeV} = c^2$ was considered. This mass range is complementary to the one covered by CDF [10]. The mass range $m_W + m_c < m_{b^0} < m_Z + m_b$ was not considered because in this region the evaluation of the branching ratios for the different b^0 decays is particularly difficult from the theoretical point of view [7]. In the present analysis no assumptions on the BR ($b^0 \rightarrow bZ$) and BR ($b^0 \rightarrow cW$) in order to derive mass limits were made. Different final states, corresponding to the different b^0 decay modes and subsequent decays of the Z and W bosons, were analysed.

3 Data samples and Monte Carlo simulation

The analysed data were collected with the DELPHI detector [13] during the years 1999 and 2000 in LEP-II runs at $\sqrt{s} = 196 - 209 \text{ GeV}$ and correspond to an integrated luminosity of about 420 pb^{-1} . The luminosity collected at each centre-of-mass energy is shown in Table 1. During the year 2000, an unrecoverable failure affected one sector of the central tracking detector (TPC), corresponding to 1/12 of its acceptance. The data collected during the year 2000 with the TPC fully operational were split into two energy bins, below and above $\sqrt{s} = 206 \text{ GeV}$, with $\sqrt{s}_{\text{low}} = 204.8 \text{ GeV}$ and $\sqrt{s}_{\text{high}} = 206.6 \text{ GeV}$, respectively. The data collected with one sector of the TPC turned off were analysed separately and have $\sqrt{s} = 206.3 \text{ GeV}$.

\sqrt{s} (GeV)	196	200	202	205	207	206
luminosity (pb^{-1})	76.0	82.7	40.2	80.0	81.9	59.2

Table 1: The luminosity collected with the DELPHI detector at each centre-of-mass energy is shown. The energy bin labelled 206 corresponds to the data collected with one sector of the TPC turned off.

Signal samples were generated using a modified version of PYTHIA 6.200 [14]. Although PYTHIA does not provide FCNC decay channels for quarks, it was possible to activate them by modifying the decay products of an available channel. The angular distributions assumed for b^0 pair production and decay were those predicted by the SM for any heavy down-type quark. Different samples, corresponding to b^0 masses in the range between 96 and $103 \text{ GeV} = c^2$ and with a spacing of $1 \text{ GeV} = c^2$ were generated at each centre-of-mass energy. Specific Monte Carlo simulations (for both SM and signal processes) were produced for the period when one sector of the TPC was turned off.

The most relevant background processes for the present analyses are those leading to WW or ZZ bosons in the final state, i.e. four-fermion backgrounds. Radiation in these events can mimic the six-fermion final states for the signal. Additionally qq() and Bhabha events can not be neglected since for signal final states with missing energy these backgrounds can become important. SM background processes were simulated at each centre-of-mass energy using several Monte Carlo generators. All the four-fermion final states (both neutral and charged currents) were generated with WHACT [15], while the particular phase space regions of $e^+e^- \rightarrow e^+e^-ff$ referred to as $\gamma\gamma$ interactions were generated using PYTHIA [14]. The qq() final state was generated with KK2F [16]. Bhabha events were generated with BHWIDE [17].

The generated signal and background events were passed through the detailed simulation of the DELPHI detector [13] and then processed with the same reconstruction and analysis programs as the data.

4 Description of the analyses

Pair production of b^0 -quarks was searched for in both the FCNC ($b^0 \rightarrow bZ$) and CC ($b^0 \rightarrow cW$) decay modes. The b^0 decay modes and the subsequent decays of the gauge bosons (Z or W) lead to several different final states (Fig. 2). The final states considered and their branching ratios are shown in Table 2. The choice of the considered final states was done taking into account their signatures and BR. About 81% and 90% of the branching ratio to the FCNC and CC channels were covered, respectively. All final states include two jets originating from the low energy b (c) quarks present in the FCNC (CC) b^0 decay modes. A common preselection was adopted, followed by a specific analysis for each of the final states (Table 2).

b^0 decay	boson decays	BR (%)	final states
$b^0 \rightarrow bZ$ (FCNC)	$ZZ \rightarrow \tau^+ \tau^-$	4.0	$b\tau^+ \tau^-$
	$ZZ \rightarrow qq$	28.0	$bqqq$
	$ZZ \rightarrow qq\bar{q}\bar{q}$	48.6	$b\bar{q}q\bar{q}\bar{q}$
$b^0 \rightarrow cW$ (CC)	$WW \rightarrow qq\tau^+$	43.7	$cqq\tau^+$
	$WW \rightarrow qq\bar{q}\bar{q}$	45.8	$c\bar{q}q\bar{q}\bar{q}$

Table 2: The final states considered in this analysis are shown. About 81% and 90% of the branching ratio to the FCNC and CC channels were covered, respectively.

Events were preselected by requiring at least eight good charged-particle tracks and the visible energy measured at polar angles¹ above 20° , to be greater than $0.2\sqrt{s}$. Good charged-particle tracks were defined as those with a momentum above $0.2 \text{ GeV}/c$ and impact parameters in the transverse plane and along the beam direction below 4 cm and below $4 \text{ cm} = \sin \theta$, respectively.

The identification of muons relied on the association of charged particles to signals in the muon chambers and in the hadronic calorimeters and was provided by standard DELPHI algorithms [13]. The identification of electrons and photons was performed by combining information from the electromagnetic calorimeters and the tracking system. Radiation and interaction effects were taken into account by an angular clustering procedure around the main shower [18].

The search for isolated particles (charged leptons and photons) was done by constructing double cones oriented in the direction of charged-particle tracks or neutral energy deposits. The latter ones were defined as calorimetric energy deposits above 0.5 GeV , not matched to charged-particle tracks and identified as photon candidates by the standard DELPHI algorithms [13,18]. For charged leptons (photons), the energy in the region between the two cones, which had half-opening angles of 5° and 25° (5° and 15°), was required to be below 3 GeV (1 GeV), to ensure isolation. All the charged-particle tracks

¹In the standard DELPHI coordinate system, the positive z axis is along the electron beam direction. The polar angle (θ) is defined with respect to the z axis. In this paper, polar angle ranges are always assumed to be symmetric with respect to the $\theta = 90^\circ$ plane.

nal state	assignment criteria
$bb\ell^+\ell^-$	at least 1 isolated lepton
$bbqq$	no isolated leptons $E_{\text{missing}} > 50 \text{ GeV}$
$bbqqqq$	no isolated leptons $E_{\text{missing}} < 50 \text{ GeV}$
$ccqq\ell^+$	only 1 isolated lepton
$ccqqqq$	no isolated leptons $E_{\text{missing}} < 50 \text{ GeV}$

Table 3: Summary of the nal state assignment criteria.

and neutral energy deposits inside the inner cone were associated to the isolated particle. Its energy was then re-evaluated as the sum of the energies inside the inner cone and was required to be above 5 GeV. For well identified leptons or photons [13,18] the above requirements were weakened. In this case only the external cone was used (to ensure isolation) and its angle was varied according to the energy of the lepton (photon) candidate, down to 2 for $P_{\perp} = 70 \text{ GeV}/c$ (3 for $P_{\perp} = 90 \text{ GeV}/c$), with the allowed energy inside the cone reduced by $\sin^2 = \sin^2 25^\circ$ ($\sin^2 = \sin^2 15^\circ$). Isolated leptons were required to have a momentum greater than $10 \text{ GeV}/c$ and a polar angle above 25° . Events with isolated photons were rejected.

All the events were clustered into two, four or six jets using the Durham jet algorithm [19], according to the number of jets expected in the signal in each of the nal states, unless explicitly stated otherwise. Although two b jets are always present in the FCNC nal states, they have a relatively low energy and b-tagging techniques [20] were not used.

Events were assigned to the different nal states according to the number of isolated leptons and to the missing energy in the event, as detailed in Table 3. Within the same b^0 decay channel, the different selections were designed to be mutually exclusive. For the nal states involving charged leptons ($bb\ell^+\ell^-$ and $ccqq\ell^+$), events were divided into different samples according to the lepton flavour identification: e sample (well identified electrons), μ sample (well identified muons) and no-id sample (leptons with unidentified flavour or two leptons identified with different flavours).

Specific analyses were then performed for each of the nal states. The selection criteria for the $bbqqqq$ and $ccqqqq$ nal states were the same. The $bb\ell^+\ell^-$ nal state has a very clean signature (two leptons with $m_{\ell^+\ell^-} = m_Z$, two low energy jets and missing mass close to m_Z) and consequently a sequential cut analysis was adopted. For all the other nal states, a sequential selection step was followed by a discriminant analysis. In this case, a signal likelihood (L_S) and a background likelihood (L_B) were assigned to each event, based on Probability Density Functions (PDF), built from the distributions of relevant physical variables. The discriminant variable was defined as $\ln(L_S/L_B)$.

4.1 The $bb\ell^+\ell^-$ nal state

The FCNC $bb\ell^+\ell^-$ nal state events were preselected as described above, by requiring at least eight good charged-particle tracks, the visible energy measured at polar angles above 20° , to be greater than $0.2\sqrt{s}$ and at least one isolated lepton. Distribu-

tions of the relevant variables are shown in Fig. 3 for all the events assigned to this final state after the preselection. The event selection was performed in two levels. In the first one, events were required to have at least two leptons and an effective centre-of-mass energy [21], $\sqrt{s^0}$, below $0.95\sqrt{s}$. The particles other than the two leptons in the events were clustered into two jets and the Durham resolution variable in the transition from two jets to one jet² was required to be greater than 0.002. The number of data events and the SM expectation after the first selection level is shown in Table 4. The background composition and the signal efficiencies at this level of selection for $m_{b^0} = 100 \text{ GeV} = c^2$ and $\sqrt{s} = 205 \text{ GeV}$ are given in Table 8. The efficiencies for the other relevant b^0 masses and \sqrt{s} values were found to be the same within errors. Data, SM expectation and signal distributions at this selection level are shown in Fig. 4.

\sqrt{s} (GeV)	data (SM expectation statistical error)		
	e sample	sample	no-id sample
196	2 (2.6 0.3)	1 (2.9 0.3)	47 (35.9 1.4)
200	3 (2.5 0.4)	4 (3.4 0.4)	30 (37.4 1.4)
202	2 (1.3 0.2)	1 (1.7 0.2)	20 (18.7 0.7)
205	5 (2.5 0.4)	3 (3.0 0.4)	35 (36.2 1.4)
207	3 (2.3 0.4)	3 (3.1 0.4)	45 (35.1 1.3)
206	1 (1.9 0.3)	2 (2.6 0.2)	31 (27.6 1.0)
total	16 (13.2 0.8)	14 (16.7 0.8)	208 (191.0 3.0)

Table 4: First selection level of the $bb\ell\ell$ final state: the number of events selected in data and the SM expectations after the first selection level for each sample and centre-of-mass energy are shown.

In the final selection level the momentum of the more energetic (less energetic) jet was required to be below $30 \text{ GeV} = c$ ($12.5 \text{ GeV} = c$). Events in the e and no-id samples had to have a missing energy greater than $0.4\sqrt{s}$. In the e sample events were required to have an angle between the two muons greater than 125° . In the no-id sample, the angle between the two charged leptons had to be greater than 140° and $p_{\text{mis}} = E_{\text{mis}} < 0.4$, where p_{mis} and E_{mis} are the missing momentum and energy, respectively. After the final selection, one data event was selected for an expected background of 1.5 ± 0.7 . This event belonged to the no-id sample and was collected at $\sqrt{s} = 200 \text{ GeV}$. The signal efficiencies for $m_{b^0} = 100 \text{ GeV} = c^2$ and $\sqrt{s} = 205 \text{ GeV}$ are $30.6 \pm 2.5\%$ (e sample), $48.6 \pm 2.7\%$ (sample) and $7.2 \pm 0.8\%$ (no-id sample) and their variation with m_{b^0} and \sqrt{s} was found to be negligible in the relevant range.

4.2 The $bbqq$ final state

The FCNC $bbqq$ final state is characterised by the presence of four jets and a missing mass close to m_Z . At least 20 good charged-particle tracks and $\sqrt{s^0} > 0.5\sqrt{s}$ were required. Events were clustered into four jets. Mono-jet-like events were rejected by requiring $\log_{10}(y_{2|1}) < 0.7$ ($y_{2|1}$ is the Durham resolution variable in the two to one jet transition). Furthermore, $\log_{10}(y_{4|3})$ was required to be below 2.8 and the energy of the leading charged particle of the most energetic jet was required to be below $0.1\sqrt{s}$.

²The Durham resolution variable is the minimum value of the scaled transverse momentum obtained in the transition from n to $n-1$ jets [19] and will be represented by $y_{n|n-1}$.

A kinematic cut imposing energy-momentum conservation and no missing energy was applied and the background-like events with $\chi^2_{\text{ndf}} < 6$ were rejected. The data, SM expectation and signal distributions of this variable are shown in Fig. 5. Table 5 summarizes the number of selected data events and the SM expectation. The background composition and the signal efficiency at this level of selection for $m_{b^0} = 100 \text{ GeV} = c^2$ and $p_{\bar{s}} = 205 \text{ GeV}$ are given in Table 8. The efficiencies for the other relevant b^0 masses and $p_{\bar{s}}$ values were found to be the same within errors.

$p_{\bar{s}}$ (GeV)	data (SM expectation statistical error)
196	123 (106.3 4.0)
200	111 (104.8 4.0)
202	50 (49.8 1.9)
205	88 (94.2 3.7)
207	99 (91.2 3.6)
206	62 (65.7 2.6)
total	533 (511.7 8.3)

Table 5: First selection level of the $bbqq$ final state: the number of events selected in data and the SM expectation for each centre-of-mass energy are shown.

A discriminant selection was then performed using the following variables to build the PDFs:

- the missing mass;
- $A_{\text{cop}}^{j_1 j_2} = \min(\sin \theta_{j_1}, \sin \theta_{j_2})$, where $A_{\text{cop}}^{j_1 j_2}$ is the acoplanarity³ and $\theta_{j_1}, \theta_{j_2}$ are the polar angles of the jets when forcing the events into two jets⁴;
- the acollinearity between the two most energetic jets with the event particles clustered into four jets;
- the sum of the first and third Fox-Wolfram moments ($h_1 + h_3$) [22];
- the polar angle of the missing momentum.

The data, SM expectation and signal distributions of these variables are shown in Fig. 6.

4.3 The $bbqqqq$ final state

The FCNC $bbqqqq$ final state is characterised by the presence of six jets and a small missing energy. All the events were clustered into six jets and only those with at least 30 good charged-particle tracks were accepted. Moreover, events were required to have $p_{\bar{s}} > 0.6 p_{\bar{s}}$, $\log_{10}(y_{2:1}) < 0.7$ and $\log_{10}(y_{6:5}) < 3.6$. The number of selected data events and the expected background at this level are shown in Table 6. The background composition and the signal efficiency at this level of selection for $m_{b^0} = 100 \text{ GeV} = c^2$ and $p_{\bar{s}} = 205 \text{ GeV}$ are given in Table 8. The efficiencies for the other relevant b^0 masses and $p_{\bar{s}}$ values were found to be the same within errors.

A discriminant selection was performed using the following variables to build the PDFs:

³The acoplanarity between two particles is defined as $180 - \theta_{1,2}$, where $\theta_{1,2}$ are the azimuthal angles of the two particles (in degrees).

⁴While the signal is characterised by the presence of four jets in the final state, the two jets configuration is used mainly for background rejection.

⁵The acollinearity between two particles is defined as $180 - \theta_{1,2}$, where $\theta_{1,2}$ is the angle (in degrees) between those two particles.

\sqrt{s} (GeV)	data (SM expectation statistical error)
196	349 (326.7 5.3)
200	347 (342.1 5.5)
202	165 (162.1 2.6)
205	322 (319.0 5.2)
207	287 (307.6 5.0)
206	192 (215.8 3.6)
total	1662 (1673.9 11.4)

Table 6: First selection level of the $bbqqqq$ and $ccqqqq$ final states: the number of events selected in data and the SM expectations for each centre-of-mass energy are shown.

- the Durham resolution variable, $\log_0(y_{4:3})$;
- the Durham resolution variable, $\log_0(y_{5:4})$;
- the acollinearity between the two most energetic jets, with the event forced into four jets;
- the sum of the first and third Fox-Wolfram moments;
- the momentum of the most energetic jet;
- the angle between the two most energetic jets (with the events clustered into six jets).

The distributions of these variables are shown in Fig. 7 for data, SM expectation and signal.

4.4 The $ccqql^+$ final state

The signature of this CC final state is the presence of four jets (two of them having low energy), one isolated lepton and missing energy (originating from the $W \rightarrow l \bar{\nu}$ decay). The events were accepted if they had at least 15 good charged-particle tracks. The event particles other than the identified lepton were clustered into four jets. Part of the qq and bb background was rejected by requiring $\log_0(y_{2:1}) < 0.7$. Furthermore, there should be only one charged-particle track associated to the isolated lepton, and the leading charged particle of the most energetic jet was required to have a momentum below $0.1 \sqrt{s}$. The number of selected data events and SM expectations at this level are summarized in Table 7. The background composition and the signal efficiencies at this level of selection for $m_{b^0} = 100 \text{ GeV} = c^2$ and $\sqrt{s} = 205 \text{ GeV}$ are given in Table 8. The efficiencies for the other relevant b^0 masses and \sqrt{s} values were found to be the same within errors.

The PDFs used to calculate the background and signal likelihoods were based on the following variables:

- the sum of the first and third Fox-Wolfram moments;
- the invariant mass of the two jets, with the event particles other than the identified lepton clustered into two jets;
- the Durham resolution variable, $\log_0(y_{4:3})$;
- $\sum_i \mathbf{p}_i \cdot \mathbf{p}_l$, where \mathbf{p}_i are the momenta of the charged particles (excluding the lepton) in the same hemisphere as the lepton (the hemisphere is defined with respect to the lepton);
- the acollinearity between the two most energetic jets;

\sqrt{s} (G eV)	data (SM expectation statistical error)		
	e		no-id
196	65 (51.1 1.4)	53 (56.1 1.5)	38 (34.4 1.4)
200	54 (58.1 1.7)	63 (59.9 1.6)	40 (35.0 1.4)
202	30 (27.8 0.8)	21 (28.4 0.8)	13 (16.9 0.7)
205	56 (50.8 1.5)	66 (53.6 1.5)	32 (33.3 1.4)
207	53 (53.8 1.6)	48 (57.2 1.6)	35 (33.8 1.4)
206	31 (37.2 1.4)	42 (39.3 1.1)	21 (23.4 1.0)
total	289 (278.8 3.5)	293 (294.5 3.4)	179 (176.8 2.8)

Table 7: First selection level of the $ccqq\ell^+\ell^-$ final state: the number of events selected in data and the SM expectations for each sample and centre-of-mass energy are shown.

the angle between the lepton and the missing momentum.

The data, SM expectation and signal distributions of these variables are shown in Fig. 8.

In order to improve the efficiency, events with no leptons seen in the detector were kept in a fourth sample. For this sample, the selection criteria of the $bbqq\ell^+\ell^-$ final state were applied and the same variables as in section 4.2 were used to build the PDFs. The signal efficiency after the first selection level for $m_{b^0} = 100 \text{ GeV} = c^2$ and $\sqrt{s} = 205 \text{ GeV}$ was $8.9 \pm 0.9\%$. The efficiencies for the other relevant b^0 masses and \sqrt{s} values were found to be the same within errors.

4.5 The $ccqqqq$ final state

This final state is very similar to $bbqqqq$ (with slightly different kinematics due to the mass difference between the Z and the W). The analysis described in section 4.3 was thus adopted. The number of selected events and the SM expectations can be found in Table 6. At this level, the signal efficiency for $m_{b^0} = 100 \text{ GeV} = c^2$ and $\sqrt{s} = 205 \text{ GeV}$ was $67.3 \pm 1.5\%$. The efficiencies for the other b^0 masses and centre-of-mass energies were the same within errors. The PDFs were built using the same set of variables as in section 4.3.

5 Results

For all final states, a good agreement between data and SM expectation was found. The summary of the total number of selected data events, SM expectations, the corresponding background composition and the signal efficiencies for the studied final states are shown in Table 8. In the $bb\ell^+\ell^-$ final state, one data event was retained after the final selection level, for a SM expectation of 1.5 ± 0.7 events. This event belonged to the no-id sample and was collected at $\sqrt{s} = 200 \text{ GeV}$. For all the other final states, discriminant analyses were used. In these cases, a discriminant variable, $\ln(L_S=L_B)$, was defined. The distributions of $\ln(L_S=L_B)$, for the different analysis channels are shown in Fig. 9. No evidence for a signal was found in any of the channels and the full information, i.e. event numbers and the shapes of the distributions of the discriminant variables were used to derive limits on $BR(b^0 \rightarrow bZ)$ and $BR(b^0 \rightarrow cW)$.

final state		data	background				signal	
		(SM stat. error)	composition (%)				efficiency (%)	
			qq	WW	ZZ			
bb \bar{t} l (first selection level)	event sample	16 (13.2 0.8)	16	16	68	0	35.1	2.6
	sample	14 (16.7 0.8)	0	10	90	0	53.4	2.7
	no-id sample	208 (191.0 3.0)	8	80	12	0	12.3	1.0
bbqq		533 (511.7 8.3)	76	17	2	5	57.6	1.7
bbqqqq		1662 (1673.9 11.4)	35	65	0	0	66.0	1.5
ccqq \bar{t}	event sample	289 (278.8 3.5)	7	82	11	0	45.3	2.7
	sample	293 (294.5 3.4)	2	97	1	0	56.4	2.7
	no-id sample	179 (176.8 2.8)	9	84	7	0	5.3	0.7
	no lepton sample	533 (511.7 8.3)	76	17	2	5	8.9	0.9
ccqqqq		1662 (1673.9 11.4)	35	65	0	0	67.3	1.5

Table 8: Summary of the total number of selected data events and SM expectations for the studied final states after the final selection (first selection level for bb \bar{t} l). The corresponding background composition and signal efficiencies for $m_{b^0} = 100 \text{ GeV} = c^2$ and $\sqrt{s} = 205 \text{ GeV}$ are also shown.

5.1 Limits on $\text{BR}(b^0 \rightarrow bZ)$ and $\text{BR}(b^0 \rightarrow cW)$

Upper limits on the product of the $e^+e^- \rightarrow b^0b^0$ cross-section and the branching ratio as a function of the b^0 mass were derived at 95% confidence level (CL) in each of the considered b^0 decay modes (FCNC and CC), taking into account the values of the discriminant variables and their expected distributions for signal and background, the signal efficiencies and the data luminosities at the various centre-of-mass energies.

Assuming the SM cross-section for the pair production of heavy quarks at LEP [7,14], these limits were converted into limits on the branching ratios corresponding to the $b^0 \rightarrow bZ$ and $b^0 \rightarrow cW$ decay modes. The modified frequentist likelihood ratio method [23] was used. The different final states and centre-of-mass energy bins were treated as independent channels. For each b^0 mass only the channels with $\sqrt{s} > 2m_{b^0}$ were considered. In order to avoid some non-physical fluctuations of the distributions of the discriminant variables due to the limited statistics of the generated events, a smoothing algorithm was used. The median expected limit, i.e. the limit obtained if the SM background was the only contribution in data, was also computed. In Fig. 10 the observed and expected limits on $\text{BR}(b^0 \rightarrow bZ)$ and $\text{BR}(b^0 \rightarrow cW)$ are shown as a function of the b^0 mass. The 1 and 2 bands around the expected limit are also shown. The observed and expected limits are statistically compatible. At 95% CL and for $m_{b^0} = 96 \text{ GeV} = c^2$, the $\text{BR}(b^0 \rightarrow bZ)$ and $\text{BR}(b^0 \rightarrow cW)$ have to be below 51% and 43%, respectively. These limits were evaluated taking into account the systematic uncertainties, as explained in the next subsection.

The limits obtained for $\text{BR}(b^0 \rightarrow bZ)$ are compatible with those presented by CDF [10] for a b^0 mass of $100 \text{ GeV} = c^2$. Below this mass, the DELPHI result is more sensitive and the CDF limit degrades rapidly. For higher b^0 masses, the LEP-II kinematical limit is reached and the present analysis loses sensitivity.

5.2 Systematic uncertainties

The evaluation of the limits was performed taking into account systematic uncertainties, which affect the background estimation, the signal efficiency and the shape of the distributions used. The following systematic uncertainties were considered:

SM cross-sections: uncertainties on the SM cross-sections translate into uncertainties on the expected number of background events. The overall uncertainty on the most relevant SM background processes for the present analyses is typically less than 2% [24], which leads to relative changes on the branching ratio limits below 6% ;

Signal generation: uncertainties on the final state quark hadronisation and fragmentation modelling were studied. The Lund symmetric fragmentation function was tested and compared with schemes where the b and c quark masses are taken into account [14]. This systematic error source was estimated to be of the order of 20% in the signal efficiency, by conservatively taking the maximum observed variation. The relative effect on the branching ratio limits is below 16% ;

Smoothing: the uncertainty associated to the discriminant variables smoothing was estimated by applying different smoothing algorithms. The smoothing procedure does not change the number of SM expected events or the signal efficiency, but may lead to differences in the shape of the discriminant variables. The relative effect of this uncertainty on the limits evaluation was found to be below 9% .

Further details on the evaluation of the systematic errors and the derivation of limits can be found in [25].

6 Constraints on R_{CKM}

The branching ratios for the b^0 decays can be computed within a four generations sequential model [5{7]. As discussed before, if the b^0 is lighter than both the t and the t^0 quarks and $m_Z < m_{b^0} < m_H$, the main contributions to the b^0 width are $BR(b^0 \rightarrow bZ)$ and $BR(b^0 \rightarrow cW)$ [7]. Using the unitarity of the CKM matrix, its approximate diagonality ($V_{ub^0}V_{ub} = 0$) and taking $V_{cb} = 10^{-2}$ [12], the branching fractions can be written as a function of three variables: $R_{CKM} = \frac{V_{cb^0}}{V_{tb^0}V_{tb}}$, m_{t^0} and m_{b^0} [5{7].

Fixing $m_{t^0} = m_{b^0}$, the limits on $BR(b^0 \rightarrow bZ)$ and $BR(b^0 \rightarrow cW)$ (Fig. 10) can be translated into 95% CL bounds on R_{CKM} as a function of m_{b^0} . Two extreme cases were considered: the almost degenerate case, with $m_{t^0} = m_{b^0} = 1 \text{ GeV} = c^2$, and the case in which the mass difference is close to the largest possible value, $m_{t^0} = m_{b^0} = 50 \text{ GeV} = c^2$ [3,5]. The results are shown in Fig. 11 and Fig. 12. In the figures, the upper curve was obtained from the limit on $BR(b^0 \rightarrow cW)$, while the lower curve was obtained from the limit on $BR(b^0 \rightarrow bZ)$, which decreases with growing m_{t^0} . This suppression is due to the GIM mechanism [26] as m_{t^0} approaches m_t . On the other hand, as the b^0 mass approaches the bZ threshold, the $b^0 \rightarrow bg$ decay dominates over $b^0 \rightarrow bZ$ [7] and the lower limit on R_{CKM} becomes less stringent. The expected limits on $BR(b^0 \rightarrow bZ)$ did not allow to set exclusions for low values of R_{CKM} and $m_{t^0} = m_{b^0} = 1 \text{ GeV} = c^2$ (see Fig. 11).

7 Conclusions

The data collected with the DELPHI detector at $\sqrt{s} = 196 - 209 \text{ GeV}$ show no evidence for the pair production of b^0 -quarks with masses ranging from 96 to 103 $\text{GeV} = c^2$.

Assuming the SM cross-section for the pair production of heavy quarks at LEP, 95% CL upper limits on $BR(b^0 \rightarrow bZ)$ and $BR(b^0 \rightarrow cW)$ were obtained. It was shown that, at 95% CL and for $m_{b^0} = 96 \text{ GeV} = c^2$, the $BR(b^0 \rightarrow bZ)$ and $BR(b^0 \rightarrow cW)$ have to be below 51% and 43%, respectively. The 95% CL upper limits on the branching ratios, combined with the predictions of the sequential fourth generation model, were used to exclude regions of the (R_{CKM}, m_{b^0}) plane for two hypotheses of the $m_{t^0} - m_{b^0}$ mass difference. It was shown that, for $m_{t^0} - m_{b^0} = 1(50) \text{ GeV} = c^2$ and $96 \text{ GeV} = c^2 < m_{b^0} < 102 \text{ GeV} = c^2$, R_{CKM} is bounded by an upper limit of $3:8 \cdot 10^{-3}$ ($1:2 \cdot 10^{-3}$). For $m_{b^0} = 100 \text{ GeV} = c^2$ and $m_{t^0} - m_{b^0} = 50 \text{ GeV} = c^2$, the CKM ratio was constrained to be in the range $4:6 \cdot 10^{-4} < R_{CKM} < 7:8 \cdot 10^{-4}$.

Acknowledgements

We are greatly indebted to our technical collaborators, to the members of the CERN-SL Division for the excellent performance of the LEP collider, and to the funding agencies for their support in building and operating the DELPHI detector.

We acknowledge in particular the support of

Austrian Federal Ministry of Education, Science and Culture, GZ 616.364/2-III/2a/98,
FNRS (FWO, Flanders Institute to encourage scientific and technological research in the
industry (IW T) and Belgian Federal Office for Scientific, Technical and Cultural Affairs
(OSTC), Belgium,

FINEP, CNPq, CAPES, FUBJ and FAPERJ, Brazil,

Czech Ministry of Industry and Trade, GA CR 202/99/1362,

Commission of the European Communities (DG XII),

Direction des Sciences de la Matière, CEA, France,

Bundesministerium für Bildung, Wissenschaft, Forschung und Technologie, Germany,

General Secretariat for Research and Technology, Greece,

National Science Foundation (NSF) and Foundation for Research on Matter (FOM),

The Netherlands,

Norwegian Research Council,

State Committee for Scientific Research, Poland, SPUB-M/CERN/PO 3/DZ296/2000,

SPUB-M/CERN/PO 3/DZ297/2000, 2P03B 104 19 and 2P03B 69 23(2002-2004)

ECT - Fundacao para a Ciência e Tecnologia, Portugal,

Vedecka grantova agentura M SR, Slovakia, N.r. 95/5195/134,

Ministry of Science and Technology of the Republic of Slovenia,

CICYT, Spain, AEN 99-0950 and AEN 99-0761,

The Swedish Research Council,

Particle Physics and Astronomy Research Council, UK,

Department of Energy, USA, DE-FG 02-01ER 41155,

EEC RTN contract HPRN-CT-00292-2002.

References

- [1] The LEP Collaborations ALEPH, DELPHI, L3, OPAL and the LEP Electroweak Working Group, A Combination of Preliminary Electroweak Measurements and Constraints on the Standard Model (2005) CERN-PH-EP/2005-051, hep-ex/0511027; ALEPH, DELPHI, L3, OPAL and SLD Coll., LEP Electroweak Working Group, SLD Heavy Flavour Groups, Phys. Rept. 427 (2006) 257.
- [2] V.A. Novikov, L.B. Okun, A.N. Rozanov and M.I. Vysotsky, Phys. Lett. B 529 (2002) 111.
- [3] P.H. Frampton, P.Q. Hung and M. Sher, Phys. Rep. 330 (2000) 263.
- [4] A. Djuric et al. in Electroweak symmetry breaking and new physics at the TeV scale, ed. Barklow, Timothy - World Scientific, Singapore (1997).
- [5] A. Arhrib and W.S. Hou, Phys. Rev. D 64 (2001) 073016; A. Arhrib and W.S. Hou, JHEP 0607 (2006) 009.
- [6] W.S. Hou and R.G. Stuart, Phys. Rev. Lett. 62 (1989) 617; W.S. Hou and R.G. Stuart, Nucl. Phys. B 320 (1989) 277; W.S. Hou and R.G. Stuart, Nucl. Phys. B 349 (1991) 91.
- [7] S.M. Oliveira and R. Santos, Phys. Rev. D 68 (2003) 093012; S.M. Oliveira and R. Santos, Acta Phys. Poln. B 34 (2003) 5523.
- [8] ALEPH Coll., D. Decamp et al., Phys. Lett. B 236 (1990) 511; DELPHI Coll., P. Abreu et al., Nucl. Phys. B 367 (1991) 511; L3 Coll., O. Adriani et al., Phys. Rep. 236 (1993) 1; OPAL Coll., M.Z. Akrawy et al., Phys. Lett. B 246 (1990) 285.
- [9] D0 Coll., S. Abachi et al., Phys. Rev. Lett. 78 (1997) 3818.
- [10] CDF Coll., T. A. Aolder et al., Phys. Rev. Lett. 84 (2000) 835.
- [11] D0 Coll., S. Abachi et al., Phys. Rev. D 52 (1995) 4877.
- [12] Particle Data Group, W.-M. Yao et al., J. Phys. G 33 (2006) 1.
- [13] DELPHI Coll., P. Amio et al., Nucl. Instr. Meth. A 303 (1991) 233; DELPHI Coll., P. Abreu et al., Nucl. Instr. Meth. A 378 (1996) 57.
- [14] T. Sjöstrand, Comp. Phys. Comm. 82 (1994) 74; T. Sjöstrand, PYTHIA 5.7 and JETSET 7.4, CERN-TH/7112-93; T. Sjöstrand et al., Comp. Phys. Comm. 135 (2001) 238.
- [15] E. Accomando and A. Ballestrero, Comp. Phys. Comm. 99 (1997) 270; E. Accomando, A. Ballestrero and E. Maina, Comp. Phys. Comm. 150 (2003) 166; A. Ballestrero, R. Chierici, F. Cossutti and E. Migliore, Comp. Phys. Comm. 152 (2003) 175.
- [16] S. Jadach, B.F.L. Ward and Z. Was, Comp. Phys. Comm. 130 (2000) 260.
- [17] S. Jadach, W. Placzek and B.F.L. Ward, Phys. Lett. B 390 (1997) 298.
- [18] F. Cossutti et al., REMCLU: a package for the Reconstruction of Electromagnetic Clusters at LEP200, DELPHI Note 2000-164 PROG 242, <http://delphiwww.cern.ch/pubxx/delnote/public/2000-164-prog-242.psgz>.
- [19] S. Catani et al., Phys. Lett. B 269 (1991) 432.
- [20] DELPHI Coll., J. Abdallah et al., Eur. Phys. J. C 32 (2004) 185.
- [21] P. Abreu et al., Nucl. Instr. Meth. A 427 (1999) 487.
- [22] G. Fox and S. Wolfram, Phys. Lett. B 82 (1979) 134.
- [23] A.L. Read, CERN report 2000-005 (2000) 81, "Workshop on Convergence Limits", edited by F. James, L. Lyons and Y. Perrin.
- [24] S. Jadach et al., LEP2 Monte Carlo Workshop: Report of the Working Groups on Precision Calculations for LEP2 Physics, CERN report 2000-009 (2000);

G. Altarelli et al., Physics at LEP2, CERN report 96-01 (1996).

[25] N. Castro, Search for a fourth generation b^0 -quark at LEP-II. M Sc. Thesis, Instituto Superior Tecnico da Universidade Tecnica de Lisboa (2004), CERN-THESIS-2005-034.

[26] S. Gashov, J. Ilipoulos and L. Maniani, Phys. Rev. D 2 (1970) 1285.

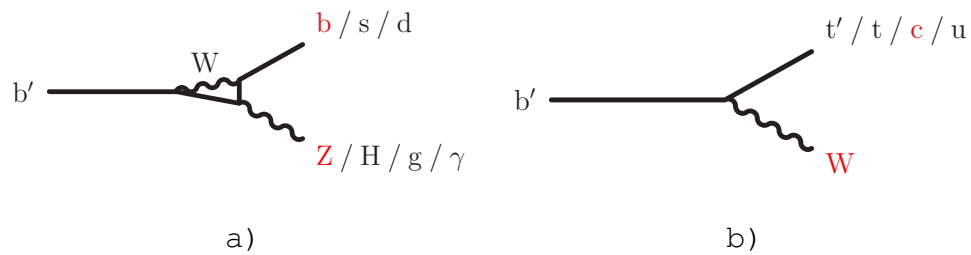


Figure 1: The Feynman diagrams corresponding to the b^0 (a) FCNC and (b) CC decay modes are shown.

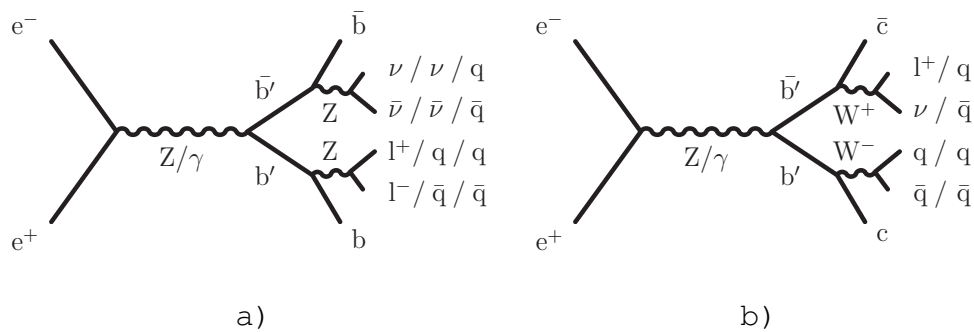


Figure 2: The final states associated to the b^0 (a) FCNC and (b) CC decay modes are shown. Only those states analysed here are indicated.

DELPHI I

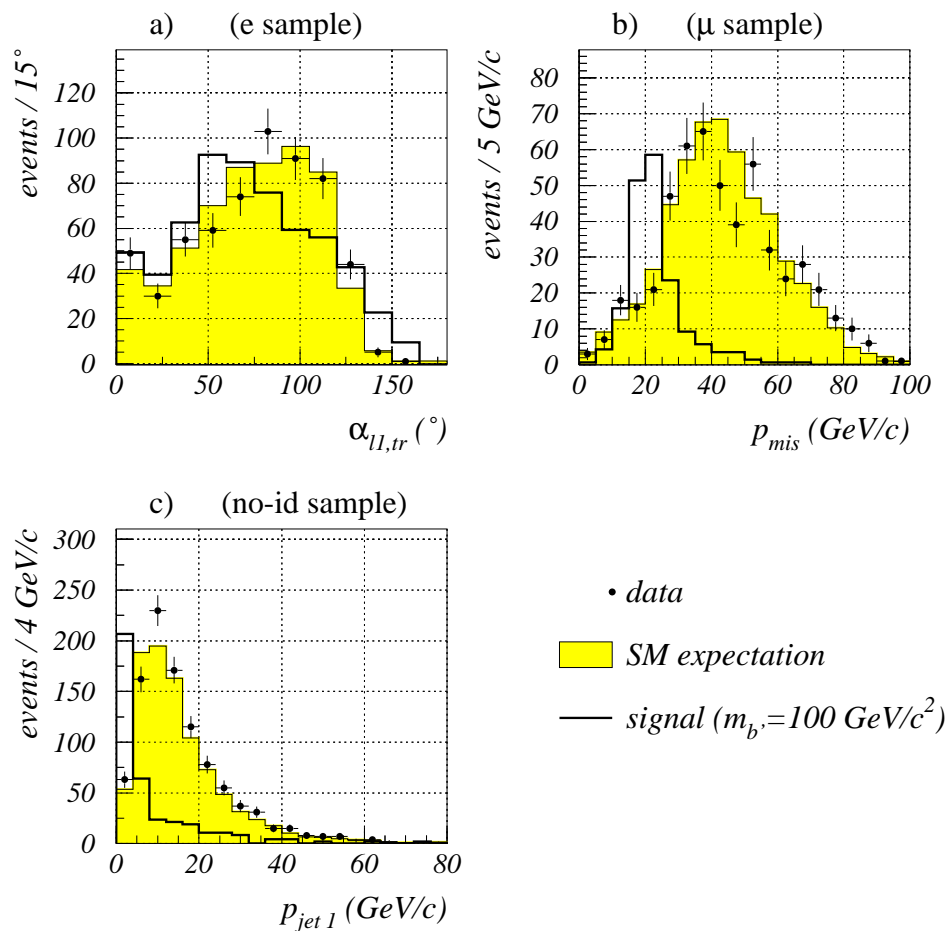


Figure 3: Data and SM expectation after the preselection level for the $b\bar{b}l\bar{l}$ final state and centre-of-mass energies above 200 GeV. (a) The angle between the most energetic lepton and the closest charged-particle track (e sample), (b) the missing momentum (μ sample) and (c) the momentum of the most energetic jet (no-id sample) are shown. The signal distributions for $m_{b^0} = 100 \text{ GeV}/c^2$ and $\sqrt{s} = 205 \text{ GeV}$ are also shown with arbitrary normalisation. The background composition is 11% of $q\bar{q}$, 69% of $W W$, 15% of ZZ and 5% of $\gamma\gamma$ for the e sample, 6% of $q\bar{q}$, 90% of $W W$ and 4% of ZZ for the μ sample and 45% of $q\bar{q}$, 48% of $W W$, 5% of ZZ and 2% of $\gamma\gamma$ for the no-id sample.

DELPH I

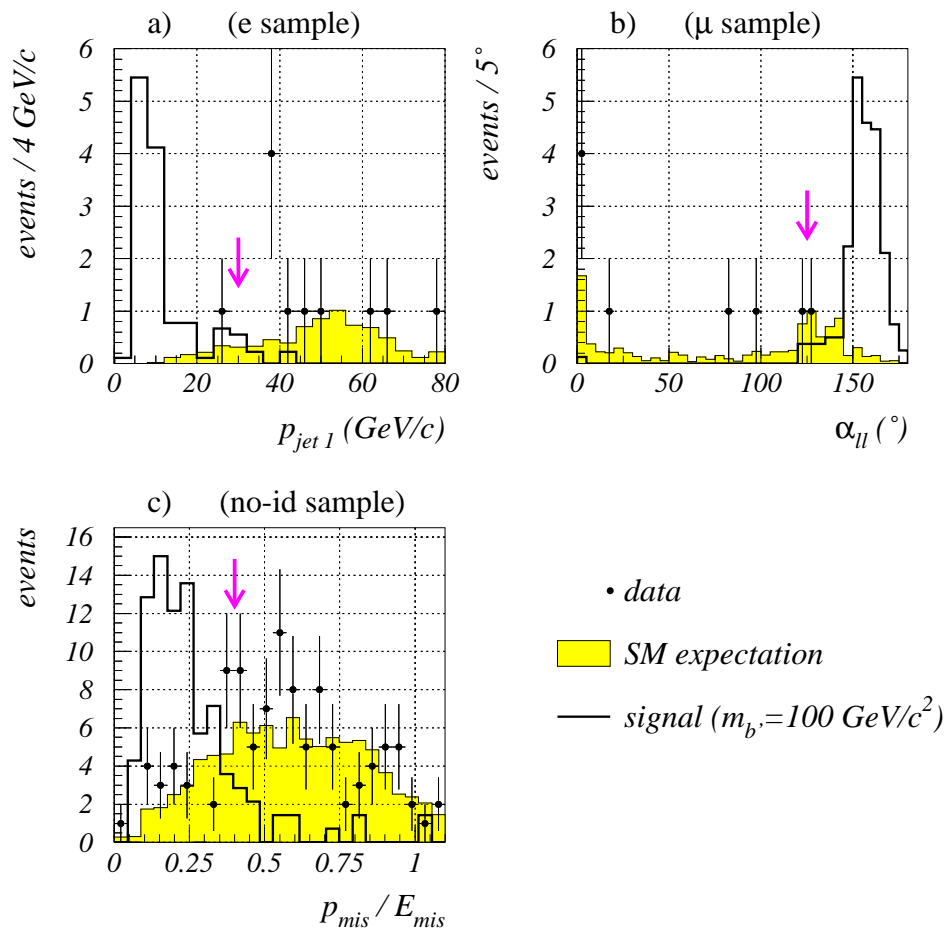


Figure 4: Data and SM expectation after the first selection level for the $bb\bar{l}l$ final state and for centre-of-mass energies above 200 GeV. (a) The momentum of the most energetic jet (e sample), (b) the angle between the two leptons (μ sample) and (c) the ratio between the missing momentum and missing energy (no-id sample) are shown. The signal distributions for $m_{b^0} = 100 \text{ GeV}/c^2$ and $\sqrt{s} = 205 \text{ GeV}$ are also shown with arbitrary normalisation. The arrows represent the cuts applied in the second selection level.

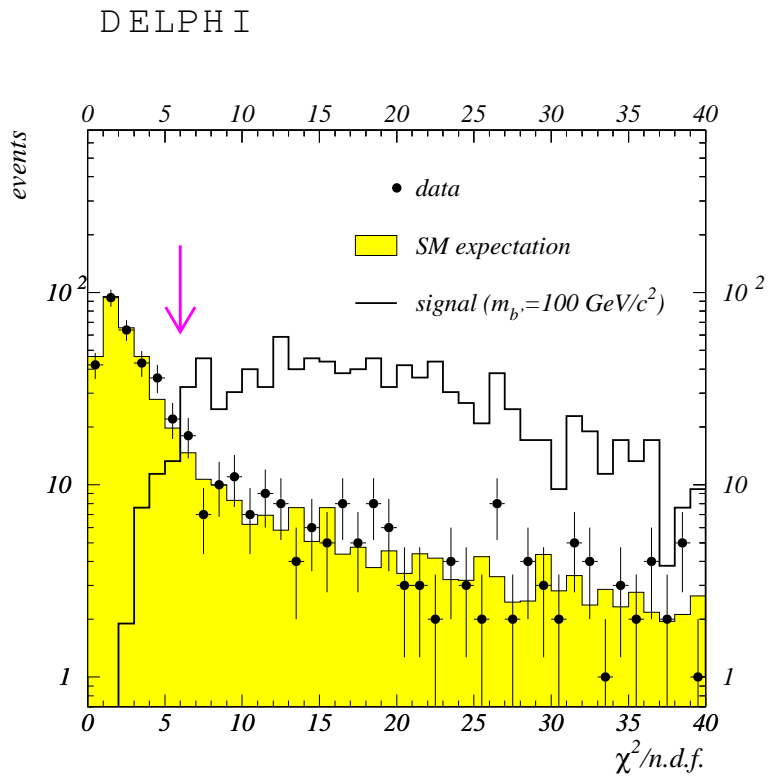


Figure 5: Comparison of data and SM expectation distributions of the $\chi^2/n.d.f.$ of the t in posing energy-momentum conservation and no missing energy for the $b\bar{b}q\bar{q}$ final state at centre-of-mass energies above 200 GeV. The arrow shows the applied cut. The signal for $m_{b^0} = 100 \text{ GeV}/c^2$ and $\sqrt{s} = 205 \text{ GeV}$ is also shown with arbitrary normalisation.

DELPHI I

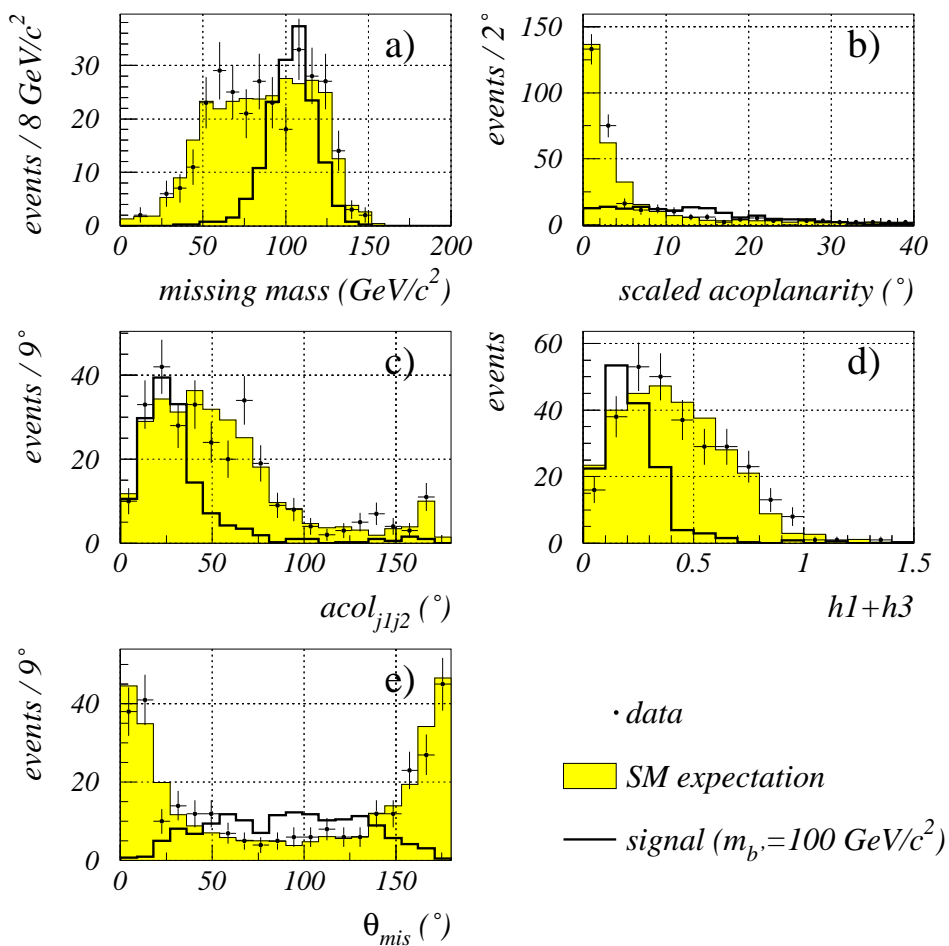


Figure 6: Variables used in the discriminant analysis (bbqq final state). The data and SM expectation distributions for centre-of-mass energies above 200 GeV are shown for (a) the missing mass, (b) $A_{\text{cop}}^{j_1 j_2} \sin(\theta_{j_1}) \sin(\theta_{j_2})$, where $A_{\text{cop}}^{j_1 j_2}$ is the acoplanarity and $\theta_{j_1}, \theta_{j_2}$ are the polar angles of the jets when forcing the events into two jets, (c) the acollinearity between the two most energetic jets (with the event particles clustered into four jets), (d) the sum of the first and third Fox-Wolfram moments and (e) the polar angle of the missing momentum. The signal distributions for $m_{b^0} = 100 \text{ GeV}/c^2$ and $\sqrt{s} = 205 \text{ GeV}$ are also shown with arbitrary normalisation.

DELPH I

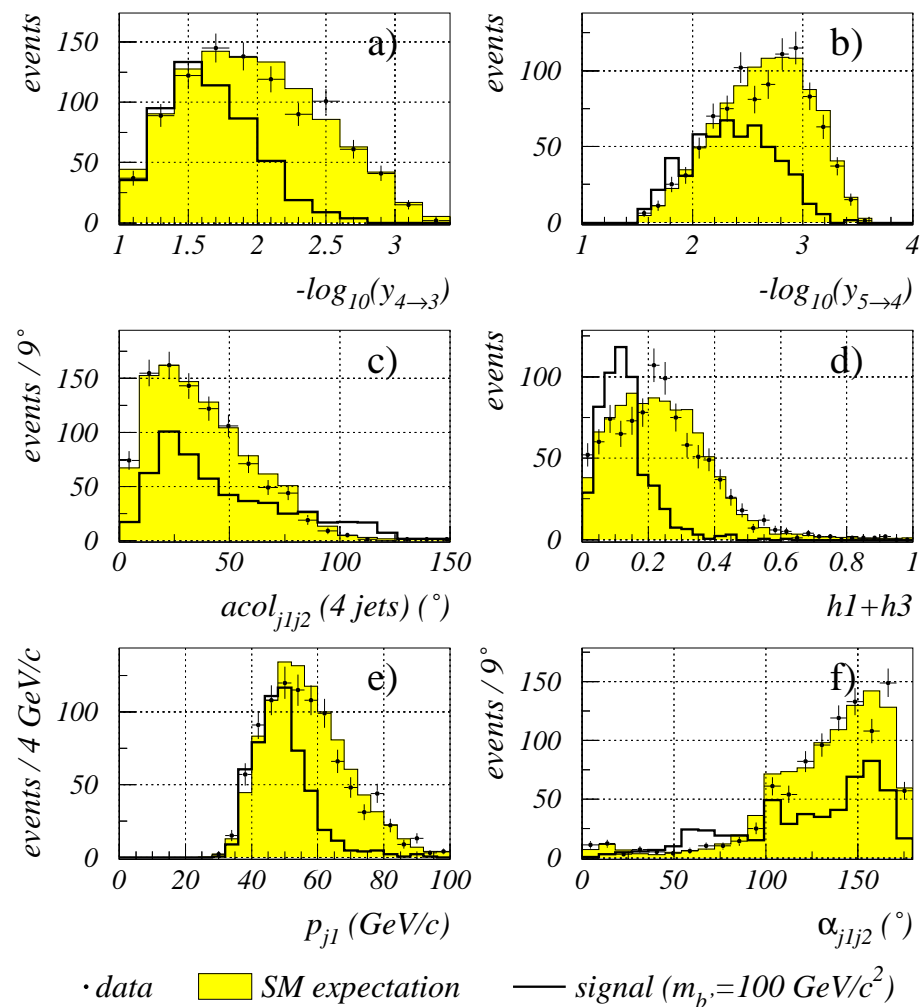


Figure 7: Variables used in the discriminant analysis (bbqqqq final state). The data and SM expectation for centre-of-mass energies above 200 GeV are shown for (a) $-\log_{10}(y_{4 \rightarrow 3})$, (b) $-\log_{10}(y_{5 \rightarrow 4})$, (c) the acollinearity between the two most energetic jets, with the events clustered into four jets (see text for explanation), (d) the $h1 + h3$ Fox-Wolfram moments sum, (e) the momentum of the most energetic jet and (f) the angle between the two most energetic jets. The signal distributions for $m_{b^0} = 100 GeV/c^2$ and $\sqrt{s} = 205 GeV$ are also shown with arbitrary normalisation.

DELPHI

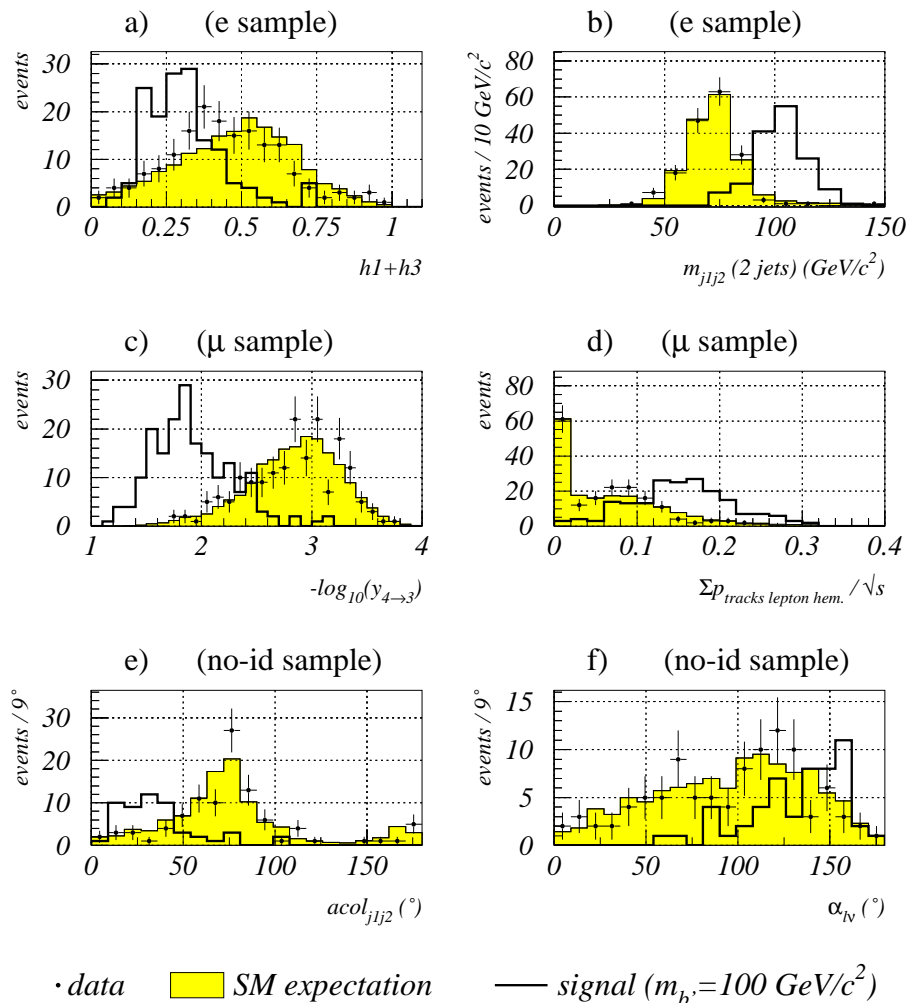


Figure 8: Variables used in the discriminant analysis (corrected final state). The data events and background expectation for centre-of-mass energies above 200 GeV are shown for (a) the $h1 + h3$ Fox-Wolfgram moments sum (e sample), (b) the invariant mass of the two jets with the events clustered into two jets (e sample), (c) $-\log_{10}(y_{4 \rightarrow 3})$ (μ sample), (d) $\sum_i p_i \cdot \vec{p}_i$, where \vec{p}_i are the momenta of the charged particles (excluding the lepton) in the same hemisphere as the lepton (μ sample), (e) the acollinearity between the two most energetic jets (no-id sample) and (f) the angle between the lepton and the missing momentum (no-id sample). The signal distributions for $m_{b^0} = 100 \text{ GeV}/c^2$ and $m_{b^0} = 205 \text{ GeV}/c^2$ are also shown with arbitrary normalisation.

DELPHI

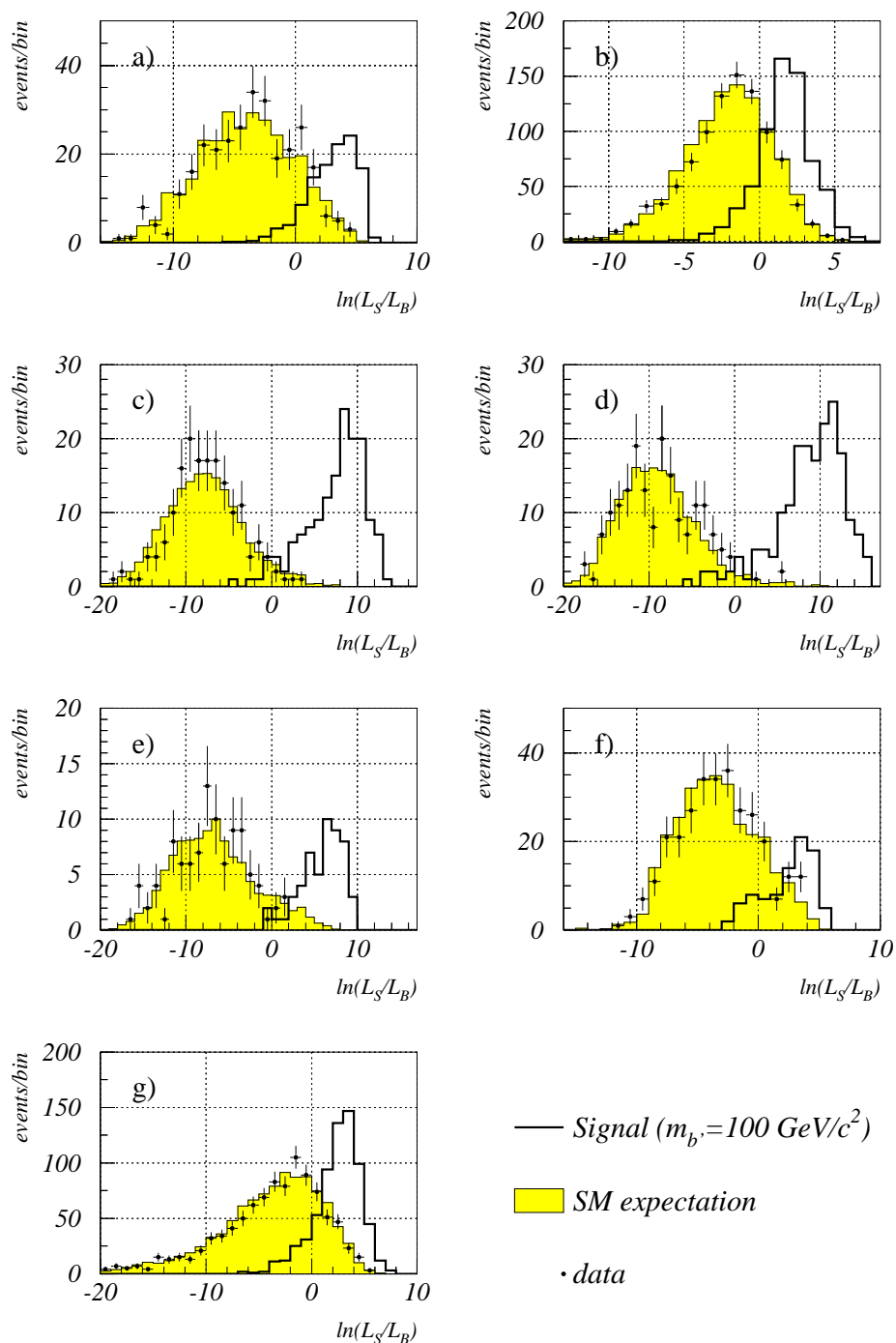


Figure 9: Discriminant variables $\ln(L_S=L_B)$ for data and SM simulation (centre-of-mass energies above 200 GeV). FCNC b^0 decay mode: (a) $bbqq$ and (b) $bbqqqq$. CC b^0 decay mode: (c) $ccqq\ell^+$ (e sample), (d) $ccqq\bar{\ell}$ (s sample), (e) $ccqq\bar{\ell}$ (no-id sample) (f) $ccqq\ell^+$ (no lepton sample) and (g) $ccqqqq$. The signal distributions for $m_{b^0} = 100 \text{ GeV}/c^2$ and $\sqrt{s} = 205 \text{ GeV}$ are also shown with arbitrary normalisation.

DELPHI

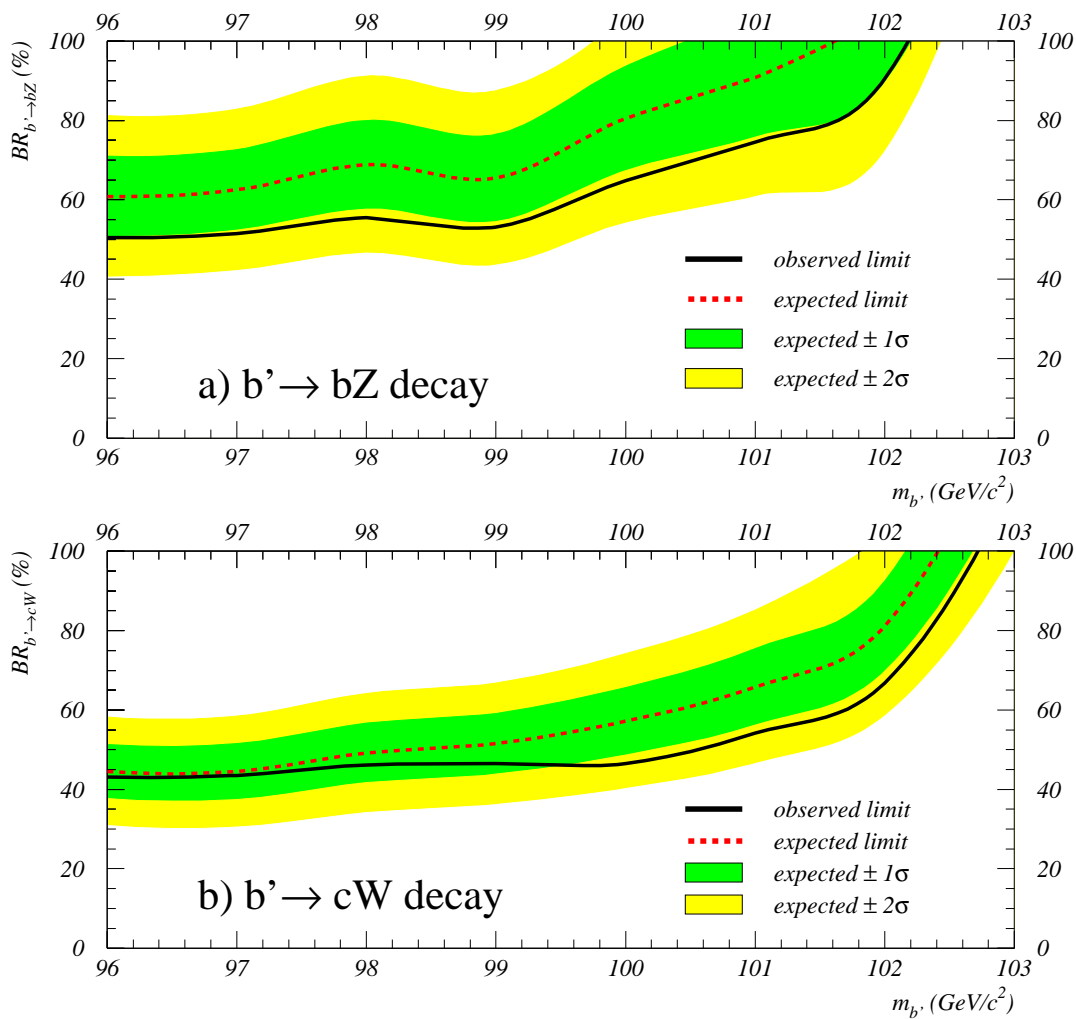


Figure 10: The observed and expected upper limits at 95% CL on (a) $BR(b' \rightarrow bZ)$ and (b) $BR(b' \rightarrow cW)$ are shown. The 1σ and 2σ bands around the expected limit are also presented. Systematic errors were taken into account in the limit evaluation.

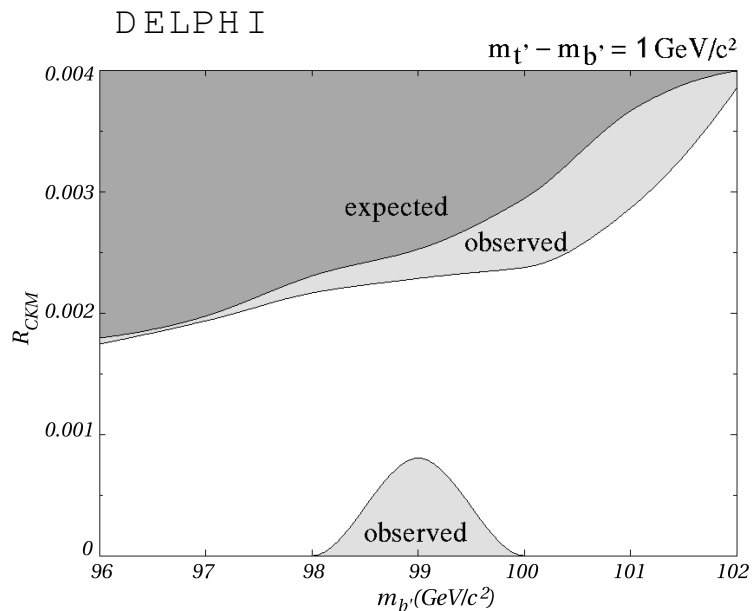


Figure 11: The excluded region in the plane $(R_{CKM}, m_{b'})$ with $m_{t'} - m_{b'} = 1 \text{ GeV}/c^2$, obtained from the 95% CL upper limits on $\text{BR}(b^0 \rightarrow bZ)$ (bottom) and $\text{BR}(b^0 \rightarrow cW)$ (top) is shown. The light and dark shadings correspond to the observed and expected limits, respectively. The expected limits on $\text{BR}(b^0 \rightarrow bZ)$ did not allow exclusions to be set for low values of R_{CKM} .

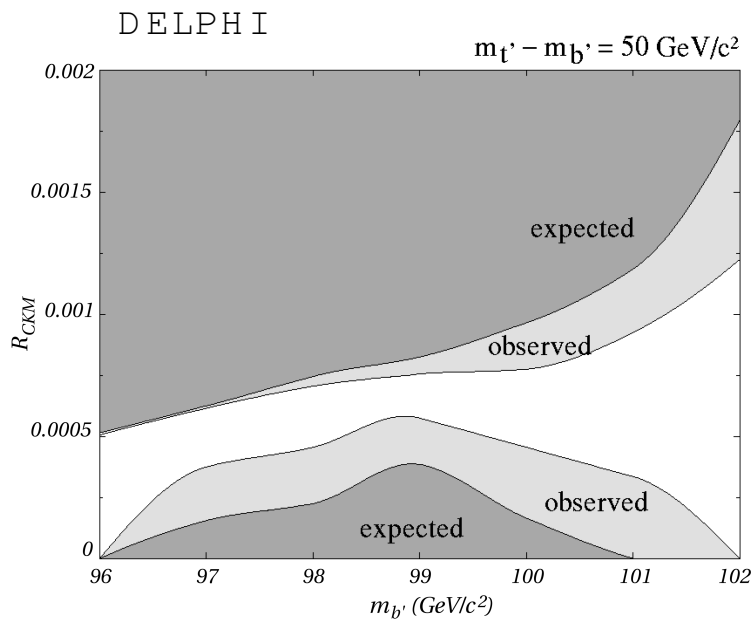


Figure 12: The excluded region in the plane $(R_{CKM}, m_{b'})$ with $m_{t'} - m_{b'} = 50 \text{ GeV}/c^2$, obtained from the 95% CL upper limits on $\text{BR}(b^0 \rightarrow bZ)$ (bottom) and $\text{BR}(b^0 \rightarrow cW)$ (top) is shown. The light and dark shadings correspond to the observed and expected limits, respectively.