





- | | | | |
|---|--------------------------------------|--|-----------------------------------|
|  | Gaussian same rate region (Region 1) |  | Gaussian same sum rate (Region 2) |
|  | Fading same rate region (Region 3) |  | Fading same sum rate (Region 4) |

