

Multimodal Emotion Recognition using Audio-Video Transformer Fusion with Cross Attention

Joe Dhanith P R¹, Shravan Venkatraman¹, Vigya Sharma¹, and Santhosh Malarvannan¹

joe.dhanith@gmail.com, shravan.venkatraman18@gmail.com

¹School of Computer Science and Engineering, Vellore Institute of Technology Chennai Campus, India

Abstract

Understanding emotions is a fundamental aspect of human communication. Integrating audio and video signals offers a more comprehensive understanding of emotional states compared to traditional methods that rely on a single data source, such as speech or facial expressions. Despite its potential, multimodal emotion recognition faces significant challenges, particularly in synchronization, feature extraction, and fusion of diverse data sources. To address these issues, this paper introduces a novel transformer-based model named Audio-Video Transformer Fusion with Cross Attention (AVT-CA). The AVT-CA model employs a transformer fusion approach to effectively capture and synchronize interlinked features from both audio and video inputs, thereby resolving synchronization problems. Additionally, the Cross Attention mechanism within AVT-CA selectively extracts and emphasizes critical features while discarding irrelevant ones from both modalities, addressing feature extraction and fusion challenges. Extensive experimental analysis conducted on the CMU-MOSEI, RAVDESS and CREMA-D datasets demonstrates the efficacy of the proposed model. The results underscore the importance of AVT-CA in developing precise and reliable multimodal emotion recognition systems for practical applications.

Keywords: Cross Attention, Channel Attention, Spatial Attention, Multimodal Emotion Recognition, Self-Attention, Transformer Fusion.

1. Introduction

Effective human communication hinges on the fundamental skill of emotional awareness, enabling individuals to comprehend and respond to the feelings of others. Conventional emotion recognition methods [1] often rely on data from a single source, such as speech patterns or facial expressions. However, human emotional communication is inherently multimodal, involving a complex interplay of verbal and non-verbal cues. To address this complexity, recent research has increasingly focused on multimodal emotion recognition tasks that combine audio and video sources. By leveraging both verbal intonations and facial expressions [2], these approaches aim to provide a deeper and more nuanced understanding of an individual's *emotional* state.

Consider the example: "I'm really happy for you!" Determining whether genuine happiness

is being expressed based solely on the tone of voice can be challenging. Visual cues, such as a sincere smile, wrinkled eyes, and an overall positive demeanor, offer additional insights. However, relying solely on visual data has its drawbacks, as a smile can be faked to mask true feelings. Therefore, combining audio and visual elements is essential to capture a more accurate emotional context [3], [4].




Figure 1. Various emotions in CMU-MOSEI dataset

Accurately recognizing emotions from multiple sources requires effective integration of audio and video information. This task is challenging due to three primary concerns: (i) synchronization, (ii) feature extraction, and (iii) fusion. Synchronizing audio and video data is crucial but technically demanding, especially when dealing with temporal inconsistencies and differing sample rates. Combining data from these sources in a way that maximizes their respective strengths is also challenging. Existing deep learning models struggle to determine the appropriate weight for each modality during fusion, and they must account for individual variations in emotional expression to avoid bias, necessitating careful feature extraction.

Early attempts at multimodal emotion recognition, which either integrated features from each source (early fusion) or combined final predictions (late fusion), yielded limited success. Newer techniques leveraging deep learning, particularly those involving attention mechanisms and transformers, have shown promise in exploring more sophisticated fusion methods. Extracting necessary features in unrestricted environments remains difficult, introducing uncertainty into the processing pipeline. This is especially problematic for language-based approaches, such as text transcriptions of *audio signals*, which are rarely available in real-world scenarios and require

separate estimation. Pre-extracted features [5], [6], [7], commonly used in transformer-based designs, have become popular for multimodal emotion recognition, as they eliminate the need for end-to-end feature learning [8].

To address these challenges, this work proposes a novel method for multimodal emotion recognition called Audio-Video Transformer Fusion with Cross Attention (AVT-CA). The AVT-CA introduces a unique feature extraction mechanism for video sources, comprising (i) channel attention, (ii) spatial attention, and (iii) a local feature extractor. Channel attention assesses the importance of each *feature channel* in the input video, spatial attention identifies critical regions for emotion recognition, and the local feature extractor refines the frames selected by both channel and spatial attention for efficient feature representation. This approach eliminates the need for end-to-end feature extraction.

By utilizing the proposed feature representation module, the AVT-CA model can learn complex relationships between features through an intermediate-level fusion technique called Transformer Fusion. This approach addresses synchronization issues by capturing interlinked features between audio and video sources. The cross-attention mechanism in AVT-CA extracts significant features while discarding insignificant ones from both audio and video inputs, thereby resolving feature extraction and fusion challenges in multimodal emotion recognition tasks.

The key contributions of the proposed work are as follows:

- The AVT-CA model introduces an innovative approach to audio-video emotion recognition by employing a novel feature representation strategy before learning from raw facial and speech data. This strategy encompasses channel attention, spatial attention, and a local feature extractor, which collectively enhance the model's ability to discern intrinsic correlations within the data while mitigating the impact of preprocessing inaccuracies.
- The AVT-CA model presents a novel intermediate transformer fusion method that integrates inputs from complementary modalities post-initial feature extraction. This integration facilitates early learning of significant features from both modalities. Incorporating transformer blocks within each branch captures complex interrelations in the data, yielding robust and discriminative feature representations for precise emotion recognition. This early fusion strategy, augmented by the capabilities of transformers, holds promise for substantially enhancing the efficacy of contemporary multi-modal emotion recognition models.
- The proposed model includes a unique cross attention mechanism after the intermediate transformer fusion. This method selects the most significant features within each modality based on their agreement with one another, prioritising features that reinforce each other

during prediction. This agreement-driven fusion produces more robust and discriminative representations, hence improving emotion recognition ability.

- The proposed model is executed on CMU-MOSEI, RAVDESS and CREMA-D datasets for experimental analysis. The results of the proposed model and the baseline models are compared using the metrics *accuracy*, *F1 – Score*, *precision5* and *loss*. The ablation study carefully removes and analyze individual portions to determine the value of each component to overall performance in audio-video emotion recognition. This allows us to identify the most significant features and understand how they impact the model's performance.

The rest of the paper is organized as follows: section 2 reviews the literature in multimodal emotion recognition tasks, section 3 introduces the proposed AVT-CA model, section 4 discusses the experimental setup, section 5 analyzes the results and section 6 concludes the paper.

2. Related Works

The machine learning community has placed a significant emphasis on emotion recognition tasks, and various approaches have been introduced to tackle this challenge. The concept of multimodal learning is fundamental to machine learning research, which includes fields like multimodal multi-task learning [9], cross-modal generation [10], [11], vision-language learning [12], [13], vision-audio learning [14], [15], [16], [17], [18], and zero-shot learning [19], [20]. Multi-task learning leverages different data types to accomplish various tasks, capitalizing on how these data types can complement each other. Cross-modal creation involves using one type of data to create another, such as generating pictures from words or vice versa. Vision-language learning is essential for understanding and creating sentences that vividly depict visual experiences. Vision-audio learning is about integrating visual information with auditory input, aiding in locating sounds and lip-reading. Zero-shot learning enables models to recognize new items without specific preparation by leveraging the relationships between different topics. The progress of emotion detection can be enhanced by combining insights from different sources. Researchers aim to develop emotion-understanding systems that perform better in real-life situations and can be applied in a wider range of scenarios. Their objective is to create versions that integrate information from images, text, and other data to provide a comprehensive understanding of emotions.

Naturally, video includes various types of information, and it allows us to learn from large amounts of data that would be difficult to annotate quickly. In this context, Miech et al. [21] introduced a method that shows the potential of *multi – modal* learning for creating a space where

videos and texts are linked through comparative loss. They also provided the 100M dataset of narrated movies, consisting of YouTube instructional videos with text descriptions generated by Automatic Speech Recognition (ASR), along with the corresponding audio and subtitles. Since this data may be considered noisier compared to carefully curated vision-text datasets, Amrani et al. [22] suggested using multi-modal density estimation to estimate the noise in multi-modal data.

By combining *noise – contrastive* estimating with a multiple-instance learning approach, Miech et al. [23] developed MIL-NCE. Alwassel et al. [24] proposed unsupervised clustering as a supervisory signal across different types of data. While some studies [25] trained their models using only two types of data, other studies [26], [27], [28], [29] focused on the challenge of learning from *vision*, *audio*, and *text* simultaneously. In a related work, Alayrac et al. [26] introduced Multi-Modal Versatile Networks, which explore the concept of distinct embedding spaces for different combinations of data types. Rouditchenko et al. [29] introduced a combined embedding space that aligns all three modalities into a single unified space. Building on this idea, Chen et al. [27] have enhanced the concept with the addition of clustering and reconstruction loss.

The following research studies were conducted to explore emotional representations in various modalities: Dai et al. [30] studied the transfer of emotion embeddings from textual modality to visual and auditory modalities and investigated adaptation in few-shot learning. Hazarika et al. [6] introduced MISA, a *modality – invariant* and *modality – specific* representation learning algorithm for multimodal sentiment analysis, with a focus on enhancing multimodal characteristics before the fusion process. Han et al. [5] concentrated on developing a fusion strategy for multimodal data, with text as the primary modality. They designed a Transformer-based fusion network to combine complementary data from pairs of texts, images, and sounds.

Vu et al. [31] proposed a solution to the issue of insufficient emotion data in facial recognition. They introduced a knowledge distillation-based multi-task learning model that performs two tasks. First, it classifies facial expressions (e.g., happy, furious) and second, it predicts the intensity and positive/negative nature of an emotion (valence-arousal estimate). Notably, not every data sample has labels for both tasks. To overcome this, they employ knowledge distillation. In this approach, a simpler model (student) is guided by a more complex model (teacher) trained on complete data (with labels for both tasks). Even when the original data lacks labels for a specific task, the student model uses the soft labels (probabilities) from the teacher model in addition to learning from the original data. This combined method improves the accuracy of the student model's emotion identification, even when certain labels are missing in the data.

In addition, Han et al. [7] introduced multi-modal *InforMax* (MMIM) for multimodal sentiment analysis, which utilizes mutual information concepts to combine multimodal features. They also provided hand-crafted input features to other techniques [32] for multimodal sentiment analysis and emotion identification.

Nguyen et al.'s [33] research on emotion detection combines visual and audio data to better understand emotions. Their method utilized deep learning techniques to extract essential elements from speech and facial expressions for identifying emotions. They used deep autoencoders to extract important features from each input modality. Considering the time component of emotions, especially during speech, they used an LSTM network to account for changes in emotions throughout a conversation or film. The primary goal is to identify emotions across various dimensions, such as valence (positive vs. negative) and arousal (calm vs. excited), rather than simply categorizing them as happy or sad. This approach allows for a more comprehensive understanding of human emotions.

It is generally not advisable to use hand-crafted input features to train a deep neural network. Dai et al. [34] have emphasized the limitations of training deep neural networks using manually created input features. To address this, they restructured two benchmark datasets for multimodal emotion recognition tasks to enable training from raw data. Inspired by their work, we are exploring a powerful fusion module that is trained on unprocessed video and audio modalities, and then applying it to the task of recognizing emotions in videos.

Multi-modal video input learning has been explored using transformer and self-attention-based architectures. Self-attention is a key component in various multimodal fusion techniques. It's important to note that *queries* (q), *keys* (k), and *values* (v) are derived from input feature representation through learnable projection matrices W_q , W_k , and W_v . An attention representation is then computed based on these.

Parthasarathy et al. [35] addressed the improvement of computers in recognizing emotions during conversations. They investigated the use of multimodal transformers, a method that considers both voice and facial expressions. Unlike traditional approaches that only analyze voice or facial expressions, this new method uses transformers to simultaneously analyze audio and visual data. This allows the system to capture how voices and expressions work together to convey emotions. The study demonstrated that this multimodal approach leads to more accurate detection of expressions compared to traditional methods. Hazarika et al. [36] dynamically weighted the contribution of each feature using *self-attention* mechanism, allowing the model to focus on the most relevant emotional cues.

Cheng et al. [25] proposed a co-attention module to learn connections between audio and visual data. Luo et al. [37] expanded this by suggesting a combined cross-modal encoding for video-text pairings, similar to the approach used by Uniter [38] for vision-language tasks. On the other hand, Bain et al. [39] focused on integrating temporal and spatial information in the video backbone, achieving this by adding a linear mapping layer on top of two distinct transformer backbones handling the text and video modalities. Additionally, Nagrani et al. [40] recently introduced a *multi – modal* bottleneck transformer designed for effective audio-visual fusion in a supervised learning environment. Wu et al. [41] leveraged self-supervised learning to integrate and interpret various data modalities (e.g., text, audio, video) without extensive labeled datasets.

In 2023, Wen et al. [42] introduced the Distract Your Attention Network (DAN) to address the challenge of identifying subtle facial emotions that require intentional facial movements. The DAN approach is inspired by the understanding that facial expressions can be similar and that emotions are expressed through coordination across multiple areas of the face. DAN employs a three-part strategy: first, it identifies distinctive characteristics of facial expressions. Then, it utilizes a unique network with multiple "heads" to focus on different areas of the face simultaneously. Finally, it combines data from various sources to create a comprehensive interpretation of the expression. This method has achieved cutting-edge results in facial expression recognition tasks. Huang et al. [43] utilized a combination of vector quantization and masked autoencoding to process and learn from multimodal data (e.g., text, audio, video).

Akbari et al.'s transformer-based approach [44] incorporates all three modalities. In their model, each modality is processed separately by a single backbone transformer, but with shared attention. The model first computes video-audio matching and then video-text matching for training, following the concept introduced by [45]. This effectively pairs the modalities together, resembling a part of the suggested loss function. Zadeh et al. [46] integrated multiple data modalities (e.g., text, audio, and video) by capturing both intra-modality and inter-modality dynamics using *Tensor Fusion Network (TFN)*. Liu et al. [47] combined multiple modalities (such as text, audio, and video) by leveraging low-rank tensor approximations.

Other methods also utilize temporal elements in the context of multi-modal transformer learning. For instance, Wang et al. [45] proposed a *local – global* temporal alignment based on multimodal experts to facilitate training. Gabeur et al. [48] trained a multimodal transformer using a combination of *expert* and *temporal* embeddings. Lou et al. [49] explored the idea of using a pre-trained *vision – language* transformer model. They obtained promising outcomes in tasks like video retrieval by utilizing the pre-trained *CLIP* model as a foundation. On top of this vision and text backbone, they added a transformer-based similarity encoder. Fu et al. [50] introduced

Cross-Modal Fusion Network based on *self – attention* and *residual structure* for multimodal emotion recognition integrates features from different modalities (e.g., text, audio, video) using self-attention mechanisms to capture inter-modal relationships effectively.

The key issues identified from the literature are,

(i) Existing models often struggle with temporal misalignment, where audio and video inputs are not perfectly synchronized. This misalignment can lead to inaccurate emotion detection as the model might miss critical cues that are time sensitive.

(ii) Some models fail to extract features that are sufficiently discriminative for different emotional states, leading to poor performance, especially in recognizing subtle or complex emotions.

(iii) Current fusion techniques sometimes fail to effectively integrate multimodal data. Simple concatenation or early fusion methods may not capture the complex interdependencies between audio and video features, leading to suboptimal performance.

3. Proposed Work

This section presents a comprehensive overview of the proposed model’s architecture. The model uses two separate channels to process audio and visual data. The knowledge that emotions frequently appear in both visual and audible signals is reflected in this design. We implement blocks in each channel that are specifically intended to pull relevant information from the corresponding modalities. These blocks have been meticulously designed to precisely capture the details necessary for identifying emotional shifts. Figure 2 shows the proposed AVT-CA model architecture.

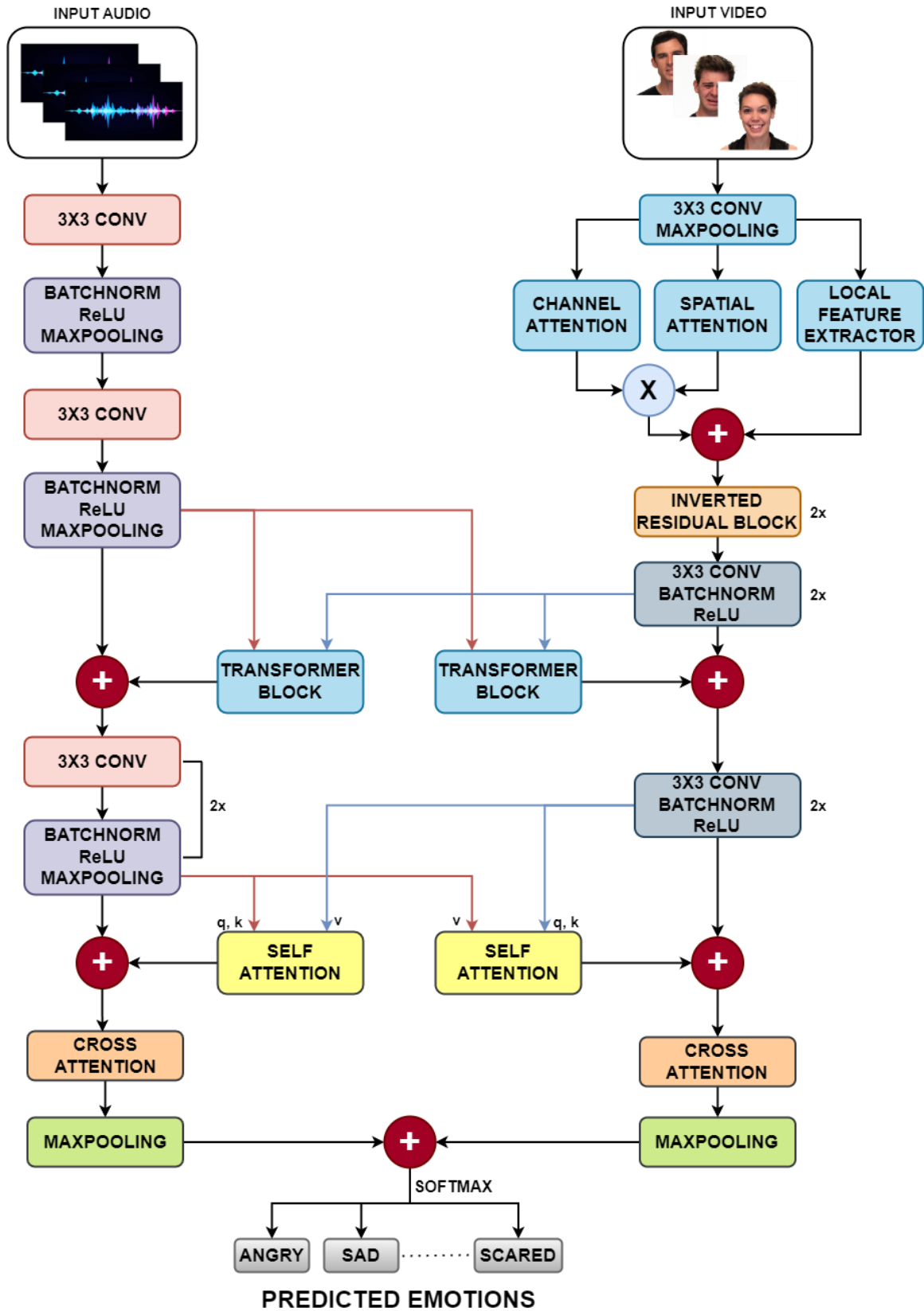


Figure 2. Audio Video Transformer Fusion with Cross Attention

Initially, the 1D audio tensor goes through two convolutional blocks, each with a 3x3 convolution, batch normalization, ReLU activation, and max pooling. The 3x3 convolution identifies patterns like pitch and timbre changes in the audio. Batch normalization stabilizes the learning by adjusting the outputs. ReLU adds non-linearity, letting the model learn complex patterns. Max pooling simplifies the audio signal by keeping only the strongest features, reducing data size, and making the model focus on key aspects. Concurrently, video frames, as 2D tensors, are processed by a convolutional block with a 3x3 convolution and max pooling. The convolution finds visual features like edges and textures in each frame, which help in recognizing facial expressions and body movements. Max pooling then reduces the details, keeping only the most important visual cues. This makes the model better at spotting emotions shown visually, even if they appear differently across frames. Algorithm 1 shows the information flow through a convolution block.

Algorithm 1: Convolution Block

```

function convBlock(input):
    f ← filters in convBlock
    k ← kernel size
    s ← stride
    inputconv ← conv1D(f, k, s)(input)
    if input is audio then
        inputBN ← batchNorm(inputconv)
        inputact ← ReLU(inputBN)
        output ← maxPooling(inputact)
    end if
    else
        output ← maxPooling(inputconv)
    end else
    return output
end function
end

```

After the convolutional block processes the video frames, the output is enhanced through a series of specialized blocks: channel attention, spatial attention, and a local feature extractor. The channel attention block recalibrates the importance of different feature channels, focusing on those that carry more relevant information for emotion recognition, such as distinctive facial features or body postures. Simultaneously, the spatial attention block emphasizes specific regions within each frame, like the eyes or mouth, which are crucial for interpreting emotional expressions. The local feature extractor further refines these frames by pulling out detailed features that contribute to

understanding emotions through visual cues. Algorithms 2, 3 and 4 show the workflow of channel attention, spatial attention and local feature extractor.

Algorithm 2: Channel Attention

```
function channelAttention(input):  
     $r \leftarrow$  reduction ratio  
     $g \leftarrow$  gate channel  
     $n \leftarrow$  numlayers  
     $gateChannels \leftarrow [g, (\frac{g}{r}) * n, g]$   
     $x \leftarrow$  averagePooling(input)  
    for  $i \leftarrow 1$  to length(gateChannels) do  
         $x \leftarrow$  conv2D(x)  
         $x \leftarrow$  batchNorm(x)  
         $x \leftarrow$  ReLU(x)  
    end for  
     $output \leftarrow$  fullyConnected(input)  
    return output  
end function  
end
```

Algorithm 3: Spatial Attention

```
function spatialAttention(input):  
     $d \leftarrow$  dilation convolution count  
     $f \leftarrow$  filters in convBlock  
     $k \leftarrow$  kernel size  
     $s \leftarrow$  stride  
    for  $i \leftarrow 1$  to  $d$  do  
         $x \leftarrow$  conv( $f, k, s$ )(input)  
         $x \leftarrow$  batchNorm(x)  
         $x \leftarrow$  ReLU(x)  
    end for  
     $output \leftarrow$  conv2D( $f, k, s$ )(input)  
    return output  
end function  
end
```

Algorithm 4: Local Feature Extractor

```
function localFeatureExtractor(input):  
     $f \leftarrow$  filters in convBlock  
     $k \leftarrow$  kernel size  
     $s \leftarrow$  stride  
     $patch_{11} \leftarrow$  input[:, :, 0:28, 0:28]  
     $patch_{21} \leftarrow$  input[:, :, 28:56, 0:28]  
     $patch_{12} \leftarrow$  input[:, :, 0:28, 28:56]
```

```

patch22 ← input[:, :, 28:56, 28:56]
o1 ← convBlock(f, k, s)(patch11)
o2 ← convBlock(f, k, s)(patch12)
o3 ← convBlock(f, k, s)(patch21)
o4 ← convBlock(f, k, s)(patch22)
output ← concatenate(o1, o2, o3, o4)
return output
end function
end

```

The outputs from the channel and spatial attention blocks are then combined by dot product multiplication, creating a focused emphasis on the most relevant features across both channels and spatial locations. This combined output is subsequently added to the output from the local feature extractor block, integrating detailed local features with the globally emphasized features. This process enriches the video data by highlighting the most informative aspects for emotion recognition.

Following this enhancement, the refined video data is passed through two consecutive inverse residual blocks. These blocks are designed to deepen the network efficiently, allowing for more complex representations of the video data without significantly increasing computational cost. Through a series of convolutions and shortcut connections, these blocks enable the model to learn intricate patterns and dependencies within the video frames. The video output undergoes further processing through two convolutional blocks, each equipped with a 3x3 convolution, batch normalization, and ReLU activation. This step continues to enhance the video data by extracting more detailed spatial features and adjusting the activations for improved learning efficiency. Algorithm 5 shows the workflow of inverted residual block.

Algorithm 5: Inverted Residual Block

```

function invertedResidualBlock(input):
    f ← filters in convBlock
    k ← kernel size
    s ← stride
    x1 ← depthwiseConv(f, k, s)(input)
    x1 ← batchNorm(x1)
    x1 ← conv2D(f, k, s)(x1)
    x1 ← ReLU(batchNorm(x1))
    x2 ← convBlock(input)
    x2 ← depthwiseConv(x2)
    x2 ← convBlock(x2)
    return concatenate(x1, x2)
end function
end

```

The enhanced video output and the audio output are then directed into two distinct transformer blocks. These transformer blocks are designed to handle pairs of inputs, in this case, the video and audio data, allowing for cross-modal interaction and learning. Within each transformer block, the inputs first pass through batch normalization to stabilize the learning process. Then, *self – attention* mechanisms enable the model to weigh the importance of different parts of the input data dynamically, focusing on the most relevant features for emotion recognition. Dropout is applied to prevent overfitting by randomly omitting subsets of the data during training. Another round of batch normalization follows, further refining the data. Finally, a *Multi – Layer Perceptron (MLP)* processes the data, adding depth and complexity to the model's understanding of the inputs. The output from the self-attention mechanism is also added to the MLP output via a residual connection, enhancing the model's ability to learn intricate patterns by allowing gradients to flow more freely through the network. Algorithms 6 and 7 show the workflow of transformer block and MLP.

Algorithm 6: Transformer Block

```

function transformerBlock( $A_{input}, V_{input}$ ):
     $A_{norm} \leftarrow \text{batchNormalization}(A_{input})$ 
     $V_{norm} \leftarrow \text{batchNormalization}(V_{input})$ 
     $attn \leftarrow \text{selfAttention}(A_{norm}, V_{norm})$ 
     $attn_d \leftarrow \text{dropout}(attn)$ 
     $attn_{norm} \leftarrow \text{batchNorm}(attn_d)$ 
     $attn_{MLP} \leftarrow \text{MLP}(attn_{norm})$ 
     $output \leftarrow attn + \text{batchNormalization}(Attn_{MLP})$ 
    return output
end function
end

```

Algorithm 7: MLP

```

function MLP(input):
     $fc \leftarrow \text{fullyConnected}(input)$ 
     $fc_{act} \leftarrow \text{GELU}(V_{input})$ 
     $fc_{dropout} \leftarrow \text{dropout}(fc_{act})$ 
     $fc_2 \leftarrow \text{fullyConnected}(fc_{dropout})$ 
     $fc_{dropout} \leftarrow \text{dropout}(fc_2)$ 
    return  $fc_{dropout}$ 
end function
end

```

The outputs from the first transformer block, which has processed the video and audio inputs, are then combined with the original audio output. Similarly, the outputs from the second transformer block are combined with the original video output. This integration method allows for a dynamic exchange of information between the modalities, enriching the representation of each by incorporating insights from the other. Essentially, this process enables the model to leverage the strengths of both *audio* and *video* data, leading to a more comprehensive and accurate understanding of human emotions expressed through these modalities.

In the next phase, on the audio side, the output is enhanced through two convolutional blocks, each featuring a 3x3 convolution, batch normalization (bn), ReLU activation, and max pooling. This sequence of operations serves to extract and highlight key audio features, such as spectral and temporal patterns, while also reducing the dimensionality of the data to focus on the most salient aspects. Simultaneously, the video output is processed through two similar convolutional blocks but without max pooling, allowing for the retention of more detailed spatial information pertinent to visual emotion cues.

Following these enhancements, the refined audio and video outputs are then channeled into two separate self-attention blocks. These blocks are designed to facilitate a deeper interaction between the audio and video modalities by allowing each modality to attend to the other. In the first self-attention block, the audio output acts as the key, and the video output serves as the query. This configuration enables the model to align and relate the audio features with corresponding visual features, enhancing the model's understanding of how audio and visual cues interplay in conveying emotions. Conversely, in the second self-attention block, the roles are reversed, with the video output acting as the key and the audio output as the query. This reversal allows the model to explore the relationship from the perspective of visual features attending to audio features, further enriching the cross-modal learning experience. Algorithm 8 shows the workflow of self-attention.

Algorithm 8: Self Attention

```
function selfAttention(input):  
    q ← query vector  
    k ← key vector  
    v ← value vector  
    s ← scaling parameter;  
    attn ← (q@k.transpose(-2, -1)) * s  
    qkmatrix ← softmax(attn)  
    x ← Dropout(attn)  
    x ← fullyConnected(x)  
    x ← Dropout(x)  
    return x, qkmatrix  
end function
```

end

The outputs from these self-attention blocks are then reintegrated with their respective original inputs. Specifically, the output from the first self-attention block, where audio was the key, is added back to the original audio output. Similarly, the output from the second self-attention block, where video was the key, is added back to the original video output. This reintegration process effectively embeds the cross-modal contextual information into each modality's representation, strengthening the model's ability to recognize emotions by leveraging the complementary nature of audio and visual data.

In the concluding stages of the multimodal emotion recognition process, both the audio and video streams are subjected to cross-attention mechanisms, specifically implemented as multi-head attention blocks. This step is crucial for integrating the learned representations from both modalities into a unified understanding of the emotional content. The *multi-head* attention mechanism allows the model to focus on different parts of the input sequences simultaneously, capturing various aspects of the emotional expressions encoded in the audio and video data. By dividing the input into multiple heads, the model can attend to information from different representation subspaces in parallel, enhancing its capacity to understand complex emotional cues that may be distributed across the modalities. Algorithm 9 shows the workflow of cross attention.

Algorithm 9: Cross Attention

```
function crossAttention(input):
    q ← query vector
    k ← key vector
    v ← value vector
    n ← number of attention heads;
    dk ← dimensionality of q
    for i ← 0 to n − 1 do
        qi ←  $q[:, :, i * d_k : (i + 1)d_k]$ 
        ki ←  $k[:, :, i * d_k : (i + 1)d_k]$ 
        vi ←  $v[:, :, i * d_k : (i + 1)d_k]$ 
    end for
    for each head i do
        
$$\text{attn}(\mathbf{q}_i, \mathbf{k}_i, \mathbf{v}_i) \leftarrow \text{softmax}\left(\frac{\mathbf{q}_i \mathbf{k}_i^T}{\sqrt{d_k}}\right) \mathbf{v}_i$$

    end for
    concatenate all heads,
        crossAttention(q, k, v) ←  $\text{concat}(\text{head}_1, \text{head}_2, \dots, \text{head}_n)$ 
    return crossAttention
end function
end
```

After processing through the multi-head attention blocks, the outputs from both the audio and video sides are pooled using max pooling. This operation reduces the dimensionality of the data by selecting the maximum value from each segment, effectively distilling the most significant features from the attended information. The max-pooled outputs from both modalities are then combined by addition, merging the independently processed audio and video features into a single, comprehensive representation of the emotional content.

This merged representation is finally passed through a *softmax* activation layer. The *softmax* function converts the combined features into a probability distribution over the possible emotion categories, ensuring that the sum of probabilities equals one. This transformation allows the model to output a normalized prediction, indicating the likelihood of each potential emotion being expressed in the input audio-video sequence. Through this series of operations, the system culminates in a final prediction of the emotional state conveyed through the multimodal input, leveraging the strengths of both audio and video data to achieve a refined understanding of human emotions. Algorithm 10 shows the workflow of the overall AVTCA model.

Algorithm 10: AVTCA

```

input  $\leftarrow$  sequence of video ( $V$ ), audio ( $A$ )
output  $\leftarrow$  trained AVTCA classifier for emotion recognition
function trainAVTCA( $V, A$ ):
     $e \leftarrow$  embedding dimension;
     $n_{heads} \leftarrow$  number of heads in late attention;
    for each epoch do
         $A_{conv} \leftarrow convBlock(convBlock(A))$ 
         $V_{conv} \leftarrow convBlock(V)$ 
         $V_{att} \leftarrow channelAttention(V_{conv}) * spatialAttention(V_{conv})$ 
         $V_{LFR} \leftarrow localFeaturExtractor(V_{conv})$ 
         $V_{iR} \leftarrow invertedResidualBlock(invertedResidualBlock(V_{att} + V_{LFR}))$ 
         $V_{conv} \leftarrow convBlock(convBlock(V_{iR}))$ 
         $V_{proj} \leftarrow V_{conv}.permute(0,2,1)$ 
         $A_{proj} \leftarrow A_{conv}.permute(0,2,1)$ 
         $h_{AV} \leftarrow transformerBlock(V_{proj}, A_{proj}).permute(0,2,1)$ 
         $h_{VA} \leftarrow transformerBlock(A_{proj}, V_{proj}).permute(0,2,1)$ 
         $X_{audio} \leftarrow (h_{AV} + A_{conv}).permute(0,2,1)$ 
         $X_{visual} \leftarrow (h_{VA} + V_{conv}).permute(0,2,1)$ 
         $X_{audio} \leftarrow convBlock(convBlock(X_{audio}))$ 
         $X_{visual} \leftarrow convBlock(convBlock(X_{visual}))$ 
         $h_{AV} \leftarrow selfAttention(X_{visual}, X_{audio}).permute(0,2,1)$ 
         $h_{VA} \leftarrow selfAttention(X_{audio}, X_{visual}).permute(0,2,1)$ 
         $X'_{visual} \leftarrow X_{visual} + h_{VA}$ 
         $X'_{audio} \leftarrow X_{audio} + h_{AV}$ 

```



```

end
end function
end

```

The proposed AVT-CA model is trained using the *cross – entropy* loss function. The Equation (1) displays the formulation of the cross-entropy loss function.

$$loss(X, Y) = -\frac{1}{N} \sum_{i=1}^N \sum_{j=1}^C (y_{i,j} \cdot \log(p_{i,j})) \quad (1)$$

where C is the total number of emotions, N is the total instances in a batch, $y_{i,j}$ is the true emotion, and $p_{i,j}$ is the predicted emotion.

4. Experimental Setup

This section describes the experimental setup and the data utilized to assess the effectiveness of the proposed model. The proposed model and the baseline models are executed for 128 epochs on the system with the following configuration, (i) Operating System: Linux 5.15.133, (ii) CPU: AMD EPYC 7763 64-core, (iii) Processor Architecture: X_86_64, (iv) CPU(s): 128, (v) CPU Family: 25, (vi) Model: 1, (vii) Thread(s) per core: 1, (viii) Core(s) per socket: 64, (ix) Socket(s): 2. The hyperparameters used to train all the models are given as follows, (i) Batch Size: 8, (ii) Optimizer: Adam, (iii) Learning Rate: 0.01, (iv) Weight Decay: 0.001. The AVT-CA model underwent an extensive 72-hour training process to ensure exceptional performance and accuracy.

4.1 Dataset

(1) RAVDESS Dataset [51]: The Ryerson Audio-Visual Database of Emotional Speech and Song (RAVDESS) is a comprehensive multimodal resource encompassing 7,356 files and totaling 24.8 GB. It features recordings from 24 *professional actors* (12 female, 12 male) who articulate two lexically consistent statements with a neutral North American accent. This dataset represents a variety of emotions including *calm, happy, sad, angry, fearful, surprise, and disgust*, each displayed at two intensity levels (*normal* and *strong*), in addition to a neutral expression. The RAVDESS is provided in three distinct formats: *Audio – only* (16-bit, 48kHz .wav), *Audio – Video* (720p H.264, AAC 48kHz, .mp4), and *Video – only* (silent). Its extensive range of

emotional expressions makes it a valuable asset for applications such as emotion recognition, speech emotion recognition, and facial emotion recognition. Consequently, it serves as a critical benchmark for training and evaluating models in the fields of machine learning and deep learning for emotion analysis. Table 1 displays the statistics of RAVDESS dataset.

Table 1. RAVDESS Dataset Statistics

Emotion	Total Samples	Training Samples (80%)	Validation Samples (20%)
Neutral	920	736	184
Calm	920	736	184
Happy	920	736	184
Sad	920	736	184
Angry	920	736	184
Fearful	920	736	184
Disgust	920	736	184
Surprised	920	736	184
Total	7360	5888	1472

(2) **CMU – MOSEI Dataset** [52]: The Carnegie Mellon University Multimodal Opinion Sentiment and Emotion Intensity (*CMU – MOSEI*) dataset is a rich resource for sentiment and emotion analysis. It includes over 23,500 sentence utterance videos from more than 1,000 diverse speakers on YouTube, ensuring a wide array of topics and a balanced representation of genders. The dataset features meticulously punctuated transcriptions, enhancing its utility for research and development purposes. With more than 65 hours of annotated video content, CMU-MOSEI is a pioneering resource in the field of multimodal sentiment analysis and emotion recognition. Its extensive and diverse material makes it an invaluable asset for comprehensive studies of human multimodal communication. Table 2 displays the statistics of CMU-MOSEI dataset.

Table 2. CMU-MOSEI Dataset Statistics

Emotion	Total Samples	Training Samples (80%)	Validation Samples (20%)
Happy	3909	3127	782
Sad	3909	3127	782
Angry	3909	3127	782
Fearful	3909	3127	782
Disgusted	3909	3127	782
Surprised	3909	3127	782

Total	23454	18763	4691
--------------	--------------	--------------	-------------

(3) **CREMA – D** [53]: The Crowd-sourced Emotional Multimodal Actors Dataset (*CREMA – D*) is an extensive multimodal resource designed for advanced emotion recognition research. It consists of 7,442 original clips featuring 91 actors, comprising 48 males and 43 females aged between 20 and 74. The dataset showcases a diverse array of racial and ethnic backgrounds, including *African American, Asian, Caucasian, Hispanic*, and unspecified groups. Key features of the CREMA-D dataset include: (i) actors performing a set of 12 sentences, (ii) each sentence delivered with one of six emotions: *Anger, Disgust, Fear, Happy, Neutral, and Sad*, (iii) representation of four levels of emotional intensity: *Low, Medium, High*, and *Unspecified*, and (iv) ratings based on combined *audiovisual* presentation, *video* alone, and *audio* alone. This dataset is an invaluable tool for research in emotion recognition. Table 3 displays the statistics of CREMA-D dataset.

Table 3. CREMA-D Dataset Statistics

Emotion	Total Samples	Training Samples (80%)	Validation Samples (20%)
Neutral	1240	992	248
Happy	1240	992	248
Sad	1240	992	248
Angry	1240	992	248
Fearful	1240	992	248
Disgust	1240	992	248
Total	7440	5952	1488

Figure 3 shows the statistics of all the three datasets (RAVDESS, CMU-MOSEI and RAVDESS) used for experimental analysis.

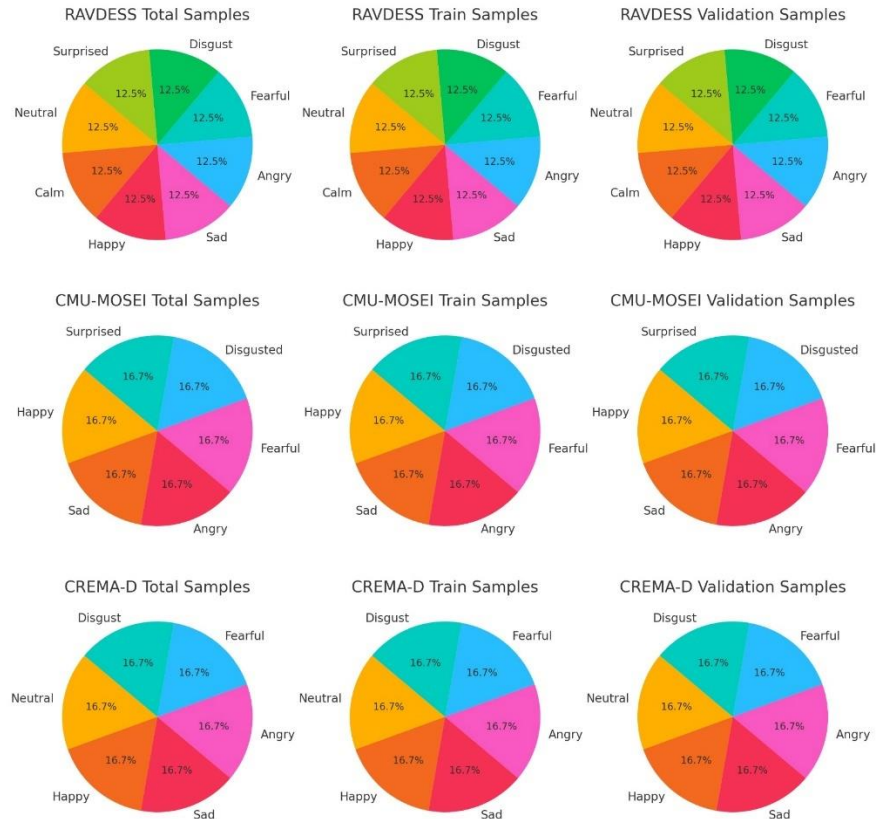


Figure 3. Dataset Statistics

4.2 Evaluation Metrics

Evaluation metrics like classification **accuracy** and **F1 – score** are critical for assessing deep learning models in emotion recognition. **Accuracy** measures the model's ability to precisely identify emotional states from various data modalities (audio, video). The **F1 – score** evaluates the balance between precision (correct positive predictions among all predicted positives) and recall (correct positive predictions among all actual positives), offering a consolidated measure of classification performance. High F1 scores indicate effective emotion classification, considering both false positives and false negatives, crucial for robust emotion recognition systems.

Precision at rank 5 (Precision@5) assesses the accuracy of a deep learning model's top 5 predictions for emotional states. It evaluates how frequently the correct emotion is included among the model's top 5 predicted labels, emphasizing its importance in tasks where ranking emotions by likelihood is critical. Precision@5 ensures reliable predictions even if the exact top prediction is incorrect, demonstrating the model's effectiveness in ranking emotions across diverse modalities like audio, and video.

4.3 Baseline Models for CMU-MOSEI dataset

To thoroughly validate AVT-CA's performance on the CMU-MOSEI dataset, this paper conducted fair comparisons with various baseline models in multimodal sentiment analysis.

(i) The **Tensor Fusion Network (TFN)** [46] integrates audio, video, and text features by computing their outer product, capturing inter-modality interactions. It subsequently reduces the dimensionality of the resulting tensor to create a comprehensive fusion representation for multimodal emotion recognition.

(ii) **Low-rank Multimodal Fusion (LMF)** [47] for emotion recognition combines audio, video, and text features by constructing a high-dimensional tensor and applying low-rank tensor factorization. This method efficiently reduces the tensor's dimensionality while capturing critical inter-modality interactions with reduced computational complexity.

(iii) The **Memory Fusion Network (MFN)** [54] for multimodal emotion recognition utilizes a memory matrix to encode long-term inter-modality interactions across sequences. It independently processes each modality and employs a multi-view gated memory mechanism to integrate and retain these interactions effectively.

(iv) The **Multimodal Factorization Model (MFM)** [55] for emotion recognition decomposes audio, video, and text input features into shared and modality-specific components using tensor factorization. This approach effectively captures both common characteristics and unique aspects of each modality, facilitating robust fusion for emotion recognition.

(v) **RAVEN** [56], a Recurrent Attended Variation Embedding Network designed for multimodal emotion recognition, utilizes recurrent neural networks to handle temporal sequences of audio, video, and text data. It incorporates attention mechanisms to dynamically highlight significant features within each modality. By employing variation embeddings, RAVEN effectively models diverse emotional expressions by capturing inherent data variations.

(vi) The **Multimodal Transformer (Mult)** [57] for emotion recognition utilizes transformer architectures to process temporal sequences of multimodal data, including audio, video, and text. It incorporates cross-modal attention mechanisms to capture interactions between modalities by aligning and integrating their respective features. This approach enhances contextual understanding as each modality attends to and benefits from the others' information.

(vii) **MAG-BERT** [58] enhances BERT for emotion recognition by integrating multimodal features such as audio and video into its textual embeddings. It utilizes adaptation gates to selectively incorporate non-verbal information into BERT's layers, maintaining the multimodal context while filtering out noise. This approach ensures effective fusion of modalities without compromising BERT's pre-trained language representations.

(viii) **MISA** (Modality-Invariant and -Specific Representations) [59] for emotion recognition

employs neural networks to extract modality-specific features from audio, video, and text inputs. Concurrently, it learns a shared representation to capture modality-invariant information across these modalities. This dual representation strategy allows the model to capture both unique modality-specific nuances and correlations across modalities effectively.

4.4 Baseline Models for RAVDESS dataset

To thoroughly validate AVT-CA's performance on the RAVDESS dataset, this paper conducted fair comparisons with various baseline models in multimodal sentiment analysis.

(i) The **Masked Autoencoder for Audio-Text (MAE-AST)** [60] is a model developed for multimodal emotion recognition by integrating audio and text features. Utilizing a masked autoencoder mechanism, it learns robust representations from incomplete audio-text inputs, effectively capturing contextual and emotional nuances across both modalities. The model employs self-supervised learning to enhance feature extraction, reducing dependency on labelled data.

(ii) The **Vector Quantized Masked Autoencoder (VQ-MAE)** [43] is a model crafted for multimodal emotion recognition, merging vector quantization with masked autoencoding techniques. It learns discrete latent representations from multimodal inputs, such as audio, video, and text, by masking sections of the input data and reconstructing them. This process enhances the robustness and informativeness of the features. The vector quantization discretizes continuous inputs, effectively capturing diverse emotional cues across various modalities. Utilizing self-supervised learning, VQ-MAE improves performance in emotion recognition tasks while minimizing the need for labeled data.

(iii) **Multimodal Compact Bilinear Pooling (MCBP)** [61] is a technique utilized in multimodal emotion recognition to merge features from different modalities such as audio, video, and text through compact bilinear pooling. This approach efficiently combines high-dimensional features into a compact representation, effectively capturing complex interactions between the modalities. By leveraging the complementary information from multiple sources, MCBP enhances the model's capability to detect and interpret emotional cues.

(iv) The **Multimodal Transfer Module (MMTM)** [62] is a framework designed for multimodal emotion recognition that enables information exchange between various modalities, including audio, video, and text. It dynamically refines the feature representations of each modality through cross-modal attention mechanisms, allowing the model to effectively leverage complementary information from different sources.

(v) **Multimodal Self-Attention Fusion (MSAF)** [36] is a technique for multimodal emotion recognition that incorporates self-attention mechanisms across various modalities, such as audio, video, and text. By dynamically weighting and fusing features from each modality based on their

relevance to the emotional context, MSAF enhances the model's ability to capture nuanced emotional expressions.

(vi) **Emotion Recognition with Attention Neural Networks (ERANN)** [63] is a framework tailored for multimodal emotion recognition, employing attention mechanisms across modalities such as audio, video, and text. This approach dynamically allocates attention to significant features that are pertinent to emotional expressions, thereby augmenting the model's capability to discern subtle nuances in emotional cues.

(vii) The **Cross-Modal Fusion Network with Self-Regularization (CFN-SR)** [50] is a model designed for multimodal emotion recognition, leveraging cross-modal fusion techniques and self-regularization mechanisms. It integrates features from various modalities such as audio, video, and text using neural networks, highlighting the synergy between modalities to enhance performance. CFN-SR incorporates self-regularization to improve the model's generalization capability and resilience against noisy or incomplete data, thereby bolstering its robustness in emotion recognition tasks.

4.5 Baseline Models for CREMA-D dataset

To thoroughly validate AVT-CA's performance on the CREMA-D dataset, this paper conducted fair comparisons with various baseline models in multimodal sentiment analysis.

(i) **AuxFormer** [64] is a framework developed for multimodal emotion recognition that merges transformer architectures with auxiliary tasks to exploit additional modalities. It employs transformer encoders to individually process textual, audio, and visual inputs. Auxiliary tasks are integrated to encourage the model to learn representations that are advantageous for emotion recognition.

(ii) The **Visual-Audio-Verbal LSTM (VAVL)** [65] is a model tailored for multimodal emotion recognition, incorporating visual, audio, and verbal inputs through LSTM (Long Short-Term Memory) networks. It captures temporal dependencies and interactions across these modalities to accurately predict emotional states. VAVL employs hierarchical fusion mechanisms to integrate multimodal features at various levels, thereby improving its capacity to interpret intricate emotional expressions.

(iii) The **Latent Attention-based Dual Decoder Representation (LADDER)** [66] model is designed for multimodal emotion recognition and incorporates dual decoders along with attention mechanisms. It extracts latent representations from each modality such as audio, video, and text, and utilizes attention to effectively integrate these features. LADDER combines hierarchical fusion with latent representations to capture nuanced emotional cues across different modalities.

(iv) **Dynamic Emotion Integration with Information Interaction (DE III)** [67] is a framework developed for multimodal emotion recognition, aiming to dynamically integrate emotional information across modalities such as audio, video, and text. It employs information interaction mechanisms to enhance the fusion of multimodal features, with a focus on capturing temporal dependencies and contextual clues. DE III utilizes deep learning architectures to optimize the integration process, thereby enhancing the model's capability to interpret and classify complex emotional states effectively.

5. Result Analysis

5.1 Result Analysis on CMU-MOSEI dataset

This section provides a detailed analysis of the performance of the proposed AVT-CA model compared to baseline models on the CMU-MOSEI dataset. As demonstrated in Table 4, the AVT-CA model significantly outperforms existing baseline models in terms of accuracy and F1-score.

Among the baseline models, RAVEN and MFN performed the poorest. RAVEN achieved an *accuracy* of 79.1% and an *F1 – score* of 79.5%, while MFN reached an *accuracy* of 76% and an *F1 – score* of 76%. The limitations of RAVEN stem from its sequential nature, which fails to capture hierarchical dependencies in the data, thus hindering its effectiveness in emotion detection tasks. Similarly, MFN's approach of fusing spatial and temporal information inadequately captures the critical information necessary for multimodal emotion recognition, leading to its subpar performance on the CMU-MOSEI dataset.

Other models like TFN, LMF, and MuIT showed moderate performance. TFN achieved an *accuracy* of 82.5% and an *F1 – score* of 82.1%. This is attributed to the potential inadequacy in effectively capturing complex interactions between different modalities (e.g., audio, video), limiting its ability to extract nuanced emotional features. LMF recorded an *accuracy* of 82% and an *F1 – score* of 82.1%. Its use of low-rank approximation to fuse multimodal features can result in a loss of information, as the low-rank constraint might oversimplify complex interactions between modalities. The performance of LMF is highly dependent on the quality of individual modalities. MuIT showed an *accuracy* of 82.5% and an *F1 – score* of 82.3%. If one modality is noisy or less informative, it negatively impacts the overall performance of the fusion model.

MFM, MISA, MAG-BERT, and Self-MM produced competitive results. MFM, with its factorized bilinear pooling, effectively combines features from different modalities, capturing complex interactions indicative of emotional states, achieving an *accuracy* of 84.4% and an *F1 – score* of 84.3%. MAG-BERT, by generating shifts in BERT's internal representations conditioned on additional modalities, captures the nuances of emotional expressions, resulting in an *accuracy*

of 84.7% and an $F1$ – score of 84.5%. MISA projects each modality feature into a shared semantic space to identify potential commonalities among modalities, achieving an $accuracy$ of 85.5% and an $F1$ – score of 85.3%.

The AVT-CA model outperformed all the baseline models, achieving *state – of – the – art* results on the CMU-MOSEI dataset. This superior performance can be attributed to the efficient feature representation through the proposed channel attention, spatial attention, and local feature extractor. The advanced feature representation strategy minimizes preprocessing errors and aids the intermediate transformer fusion and cross attention mechanisms in accurately recognizing emotions. This methodology addresses feature extraction challenges in emotion recognition tasks, leading to improved $accuracy$ and $F1$ – scores.

Figure 4 displays the training and validation accuracy curves of the AVT-CA model on the CMU-MOSEI dataset, illustrating the model's learning progression and generalization capabilities. Figure 5 presents the training and validation loss curves of the AVT-CA model, reflecting the model's convergence behaviour and loss reduction over epochs.

In summary, the proposed AVT-CA model demonstrates significant improvements over existing baseline models in multimodal emotion recognition tasks on the CMU-MOSEI dataset, showcasing its potential for more accurate and robust emotion detection.

Table 4. Results of baseline and the AVT-CA model on CMU-MOSEI dataset

Model	Accuracy	F1-Score
TFN	82.5	82.1
LMF	82.0	82.1
MFN	76.0	76.0
RAVEN	79.1	79.5
MFM	84.4	84.3
MuIT	82.5	82.3
MISA	85.5	85.3
MAG-BERT	84.7	84.5
AVT-CA (Proposed)	91.84	91.13

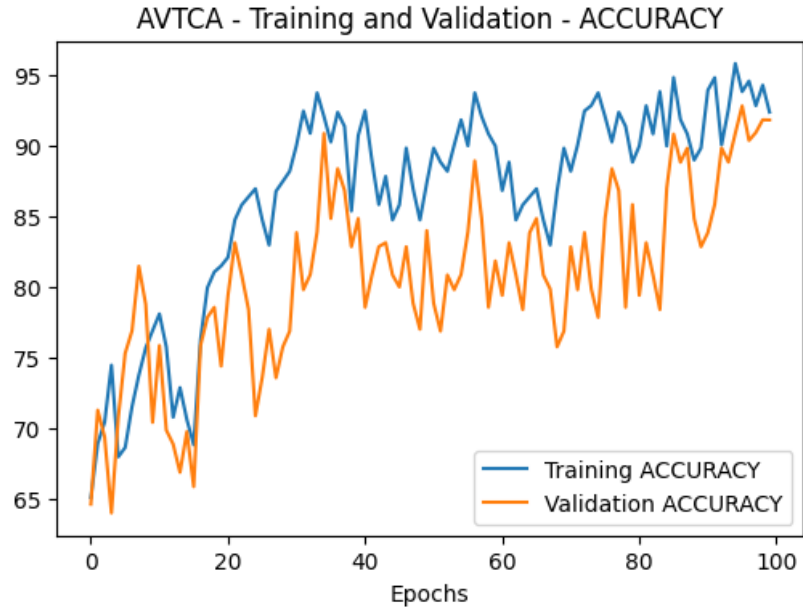


Figure 4. Accuracy of AVT-CA in CMU-MOSEI dataset

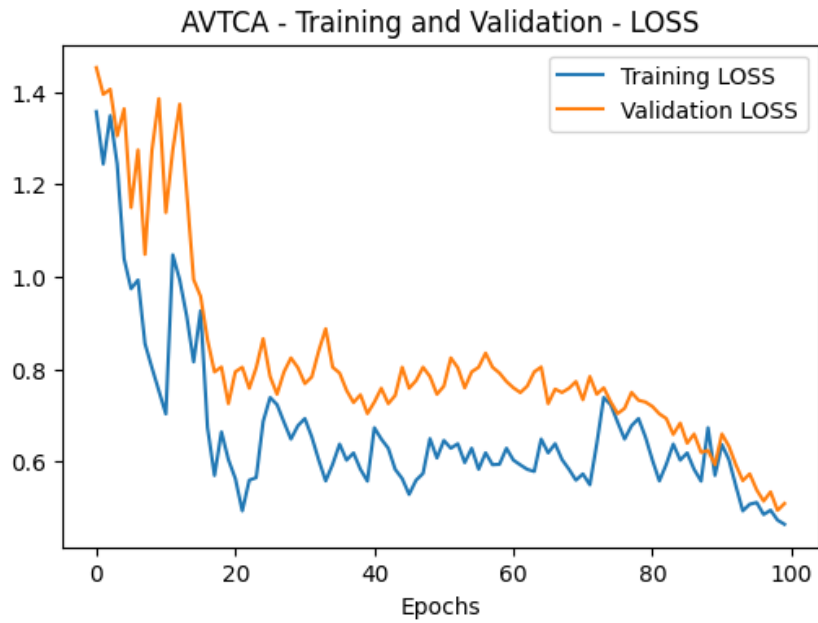


Figure 5. Loss of AVT-CA in CMU-MOSEI dataset

5.2 Result Analysis on RAVDESS dataset

This section analyzes the performance of the proposed AVT-CA model in comparison to baseline models on the RAVDESS dataset, as detailed in section 4.4. The results, presented in Table

5, demonstrate that the AVT-CA model significantly outperforms the baseline models in terms of accuracy and F1-score for emotion recognition tasks.

MAE-AST model is primarily designed for audio classification tasks and may require additional fine-tuning and domain-specific data to perform effectively in multimodal emotion recognition. The lack of such fine-tuning and appropriate data affects its performance on the RAVDESS dataset. MAE-AST achieved an *accuracy* of 51.9% and an *F1 – score* of 51.3%.

MCBP, MMTM, MSAF, ERANN, and CFN-SR: These models showed moderate performance on the RAVDESS dataset. The MCBP model's inability to effectively capture temporal dynamics without additional mechanisms leads to its moderate performance, with an *accuracy* of 71.32% and an *F1 – score* of 71.13%. The transfer module in MMTM struggled to transfer key information between different modalities, resulting in an *accuracy* of 73.12% and an *F1 – score* of 72.7%. MSAF, ERANN, and CFN-SR models leverage attention mechanisms to weigh and fuse information from multiple modalities. However, attention mechanisms sometimes misinterpret important features as unimportant, which affects performance. The MSAF model achieved an *accuracy* of 74.86% and an *F1 – score* of 74.31%, ERANN achieved an *accuracy* of 74.80% and an *F1 – score* of 74.17%, and CFN-SR achieved an *accuracy* of 75.76% and an *F1 – score* of 75.27%.

The proposed AVT-CA model outperforms all baseline models, achieving *state – of – the – art* results on the RAVDESS dataset. The superior performance is due to the cross-attention module, which effectively captures key information between audio and video modalities. This novel approach addresses the fusion problems in multimodal emotion recognition tasks, leading to enhanced accuracy and F1-scores.

Figure 6 displays the training and validation accuracy curves of the AVT-CA model on the RAVDESS dataset, illustrating the model's learning progression and generalization capabilities. Figure 7 presents the training and validation loss curves of the AVT-CA model, reflecting the model's convergence behaviour and loss reduction over epochs.

In conclusion, the proposed AVT-CA model demonstrates significant improvements over existing baseline models in multimodal emotion recognition tasks on the RAVDESS dataset. The cross-attention mechanism and efficient feature fusion strategy of AVT-CA contribute to its superior performance, effectively addressing the challenges in multimodal emotion recognition.

Table 5. Results of baseline and the AVT-CA model on RAVDESS dataset

Model	Accuracy	F1-Score
MAE-AST	51.9	51.3

VQ-MAE	84.1	84.4
MCBP	71.32	71.13
MMTM	73.12	72.7
MSAF	74.86	74.31
ERANN	74.80	74.17
CFN-SR	75.76	75.27
AVT-CA (Proposed)	92.11	91.78

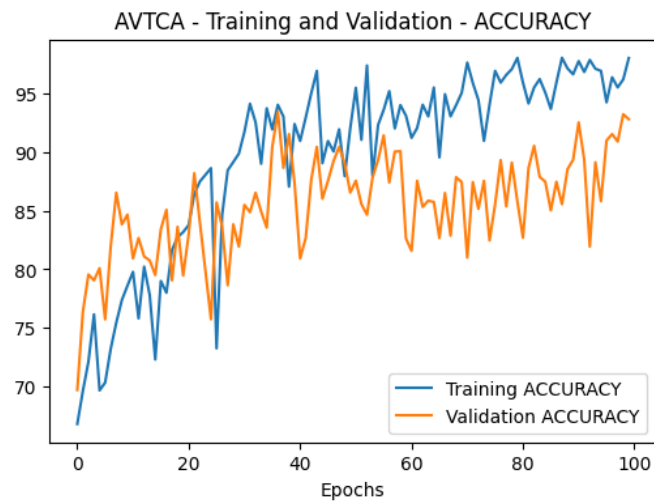


Figure 6. Accuracy of AVT-CA in RAVDESS dataset

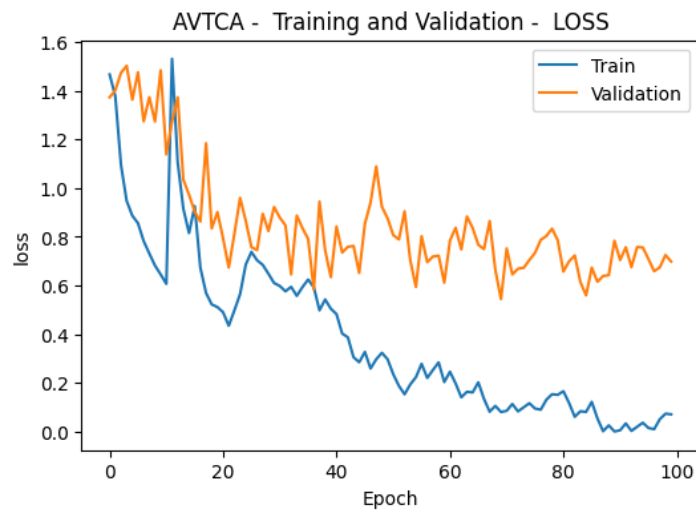


Figure 7. Loss of AVT-CA in RAVDESS dataset

5.3 Result Analysis on CREMA-D dataset

This section analyzes the performance of the proposed AVT-CA model in comparison to baseline models on the CREMA-D dataset, as detailed in section 4.5. The results presented in Table 6 demonstrate that the AVT-CA model significantly outperforms all baseline models in terms of *accuracy* and *F1 – score*.

AuxFormer showed moderate performance on the CREMA-D dataset. This model combines auxiliary data with a transformer model. The fusion process can be misled by the auxiliary data, negatively impacting its performance, resulting in an *accuracy* of 76.3% and an *F1 – score* of 69.8%.

VAVL, LADDER, and DE III baseline models performed better on the CREMA-D dataset, achieving *accuracy* above 80%. VAVL, LADDER, and DE III models not only rely on emotional cues but also integrate a broader context of emotion, which contributes to their better performance. This broader context likely helps in capturing more nuanced emotional states, leading to higher accuracy and F1-scores.

The proposed AVT-CA model outperformed all baseline models, achieving *state – of – the – art* results on the CREMA-D dataset. The key factors contributing to the superior performance of AVT-CA include: (i) Efficient Feature Representation: The model employs advanced techniques for representing features, ensuring that both audio and visual data are accurately and effectively utilized. (ii) Correct Identification of Interlinked Features: The model successfully identifies and leverages the interlinked features between audio and video modalities, enhancing the fusion process. (iii) Key Feature Identification: The AVT-CA model accurately identifies key features from both audio and video inputs that are critical for emotion recognition. These advantages allow the AVT-CA model to achieve superior *accuracy* and *F1 – scores*, as shown in Table 6.

Figure 8 displays the training and validation accuracy curves of the AVT-CA model on the CREMA-D dataset, illustrating the model's learning progression and generalization capabilities. Figure 9 presents the training and validation loss curves of the AVT-CA model, reflecting the model's convergence behavior and loss reduction over epochs.

In summary, the proposed AVT-CA model demonstrates significant improvements over existing baseline models in multimodal emotion recognition tasks on the CREMA-D dataset. The efficient feature representation and robust fusion strategy of AVT-CA contribute to its superior performance, effectively addressing the challenges in multimodal emotion recognition.

Table 6. Results of baseline and the AVT-CA model on CREMA-D dataset

Model	Accuracy	F1-Score
AuxFormer	76.3	69.8
VAVL	82.6	77.9
LADDER	80.3	80.2
DE III	83.7	79.5
AVT-CA (Proposed)	90.13	89.67

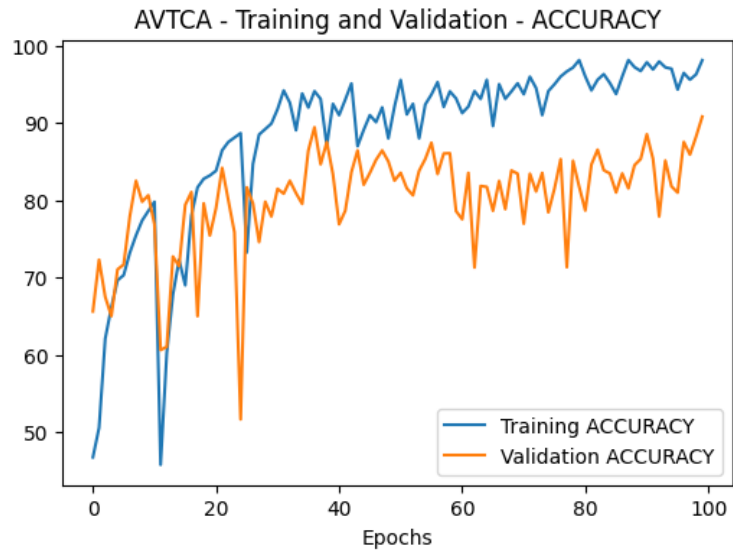


Figure 8. Accuracy of AVT-CA in CREMA-D dataset

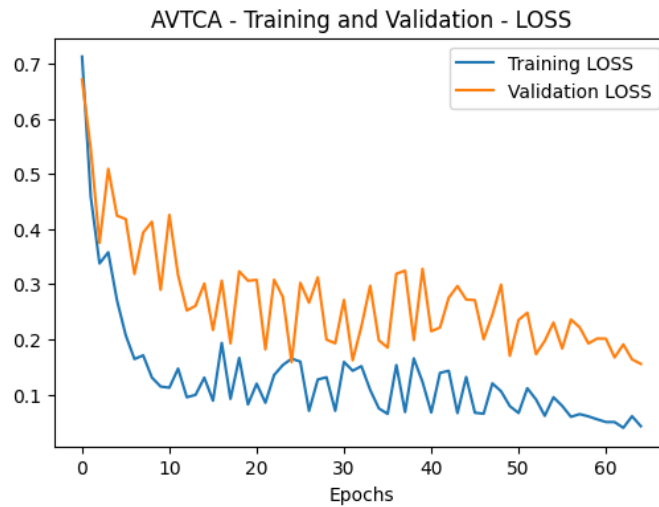


Figure 9. Loss of AVT-CA in CREMA-D dataset

5.4 Analysis of proposed AVT-CA using precision@5

The significance of precision@5 in multimodal emotion recognition lies in its ability to gauge the model's performance beyond just the most probable emotion. It acknowledges that human emotions are not always singular or straightforward; individuals can experience multiple emotions simultaneously or in quick succession. Therefore, a model that excels in precision@5 demonstrates a more sophisticated understanding of emotional states, capable of recognizing and ranking several relevant emotions accurately. Thus, the precision@5 metric is also used to analyze the proposed AVT-CA model to prove its efficacy on multi-modal emotion recognition tasks. The results shown in Table 7 clearly prove that the proposed AVT-CA model achieved over 99% precision@5. This shows that the proposed AVT-CA model is able to capture broad variations in human emotions accurately. Figures 10, 11 and 12 displays the precision@5 on CMU-MOSEI, RAVDESS and CREMA-D datasets.

Table 7. Results of proposed using precision@5

Dataset	AVT-CA
CMU-MOSEI	99.73
RAVDESS	99.23
CREMA-D	99.03

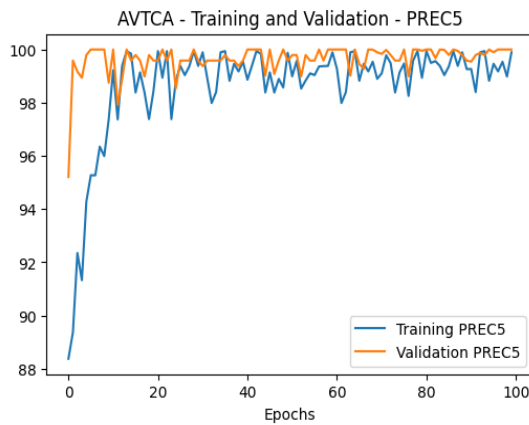


Figure 10. Precision@5 on CMU-MOSEI dataset

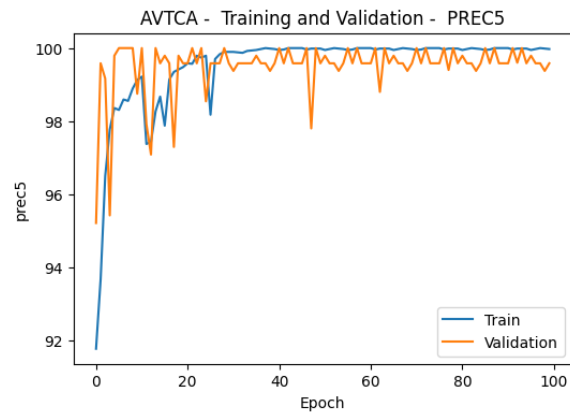


Figure 11. Precision@5 on RAVDESS dataset

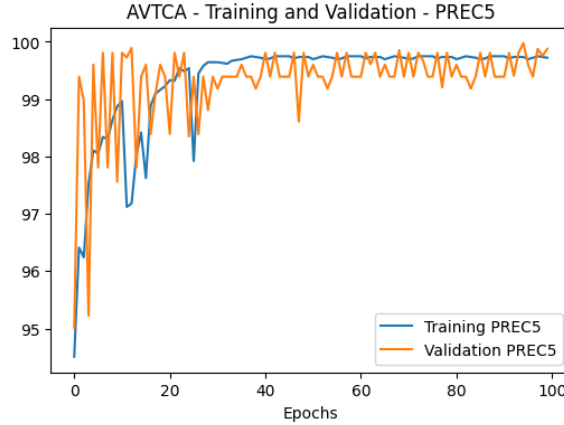


Figure 12. Precision@5 on CREMA-D dataset

5.4 Ablation Study

This section presents an ablation study of the proposed AVT-CA model to demonstrate the importance of each module in emotion recognition. The study evaluates five configurations: (i) the model with only intermediate transformer fusion using 1 attention head (IT-1), (ii) the model with only intermediate transformer fusion using 4 attention heads (IT-4), (iii) the model with only cross attention using 1 attention head (CT-1), (iv) the model with only cross attention using 4 attention heads (CT-4), and (v) the full proposed AVT-CA model. The ablation study was conducted on two datasets: CMU-MOSEI and RAVDESS.

The results indicate that the IT-1 configuration shows moderate performance on both datasets. However, IT-4 demonstrates improved performance, highlighting the benefits of using multiple attention heads in the transformer fusion process. Multiple attention heads enable the model to focus on different parts of the input sequence simultaneously, which is advantageous for capturing diverse aspects of emotional cues. Each head can attend to distinct features or patterns relevant to emotion identification.

Similarly, the CT-1 configuration shows moderate performance, while CT-4 shows enhanced performance on both datasets. These findings reinforce the advantage of employing multiple attention heads in the cross-attention mechanism, as they improve the model's ability to extract significant features from both audio and video inputs.

The full AVT-CA model, combining IT-4 and CT-4, achieves *state-of-the-art* results on both CMU-MOSEI and RAVDESS datasets. The superior performance is attributed to the synergistic effects of IT-4 and CT-4: IT-4 effectively captures interlinked features between audio and video, while CT-4 isolates and emphasizes critical features for accurate emotion recognition.

In summary, the ablation study clearly demonstrates that the use of multiple attention heads in both intermediate transformer fusion and cross attention mechanisms significantly enhances the performance of the AVT-CA model in emotion recognition tasks. This comprehensive approach enables the model to capture a wide range of emotional cues, leading to more precise and reliable emotion recognition. The results shown in Table 8 and 9 clearly prove that all the components in the proposed AVT-CA model is important to achieve *state – of – the – art* results.

Table 8. Results of ablation study on CMU-MOSEI dataset

Model	Accuracy	F1-Score
IT-1	67.72	67.13
IT-4	64.91	63.97
CT-1	64.94	64.33
CT-4	67.72	67.91
AVT-CA (Proposed)	91.84	91.13

Table 9. Results of ablation study on RAVDESS dataset

Model	Accuracy	F1-Score
IT-1	76.41	76.31
IT-4	78.50	78.31
CT-1	76.0	75.9
CT-4	77.41	77.13
AVT-CA (Proposed)	92.11	91.78

6. Conclusion

This paper presents the AVT-CA model, a novel approach to multimodal emotion recognition that leverages advanced feature representation and fusion techniques. The proposed model incorporates a unique feature representation strategy, including channel attention, spatial attention, and a local feature extractor, which collectively enhances the critical features within input videos. This robust representation strategy significantly improves the model's ability to capture and emphasize pertinent emotional cues, leading to more accurate emotion recognition. Moreover, the AVT-CA model introduces a novel transformer fusion mechanism designed to identify and align interlinked features between audio and video modalities. This mechanism effectively addresses synchronization issues, ensuring that the temporal alignment between audio and video inputs is accurately maintained. Additionally, a novel cross-attention mechanism is implemented to extract and highlight key information from both audio and video streams, further enhancing the model's

ability to discern complex emotional states. The empirical results presented in the paper demonstrate that the AVT-CA model achieves state-of-the-art performance in emotion recognition tasks, surpassing existing methods. This superior performance is attributed to the synergistic integration of channel and spatial attention, local feature extraction, transformer fusion, and cross-attention mechanisms. The ablation study underscores the significance of each individual module, revealing their contributions to the overall effectiveness of the AVT-CA model.

In summary, the AVT-CA model sets a new benchmark in multimodal emotion recognition by effectively combining innovative feature extraction and fusion techniques. Future work could explore extending this approach to other multimodal tasks and further refining the attention mechanisms to enhance performance even further. The insights gained from this study pave the way for more advanced and accurate emotion recognition systems, with potential applications in various fields such as *human – computer* interaction, *entertainment*, and *mental health* monitoring.

References

- [1] G. A.V., M. T., P. D., and U. E., “Multimodal Emotion Recognition with Deep Learning: Advancements, challenges, and future directions,” *Information Fusion*, vol. 105, p. 102218, May 2024, doi: 10.1016/j.inffus.2023.102218.
- [2] D. Mamieva, A. B. Abdusalomov, A. Kutlimuratov, B. Muminov, and T. K. Whangbo, “Multimodal Emotion Detection via Attention-Based Fusion of Extracted Facial and Speech Features,” *Sensors*, vol. 23, no. 12, p. 5475, Jun. 2023, doi: 10.3390/s23125475.
- [3] D. Nguyen, K. Nguyen, S. Sridharan, D. Dean, and C. Fookes, “Deep spatio-temporal feature fusion with compact bilinear pooling for multimodal emotion recognition,” *Computer Vision and Image Understanding*, vol. 174, pp. 33–42, Sep. 2018, doi: 10.1016/j.cviu.2018.06.005.
- [4] K. Chumachenko, A. Iosifidis, and M. Gabbouj, “Self-attention fusion for audiovisual emotion recognition with incomplete data,” in *2022 26th International Conference on Pattern Recognition (ICPR)*, IEEE, Aug. 2022, pp. 2822–2828. doi: 10.1109/ICPR56361.2022.9956592.
- [5] W. Han, H. Chen, A. Gelbukh, A. Zadeh, L. Morency, and S. Poria, “Bi-Bimodal Modality Fusion for Correlation-Controlled Multimodal Sentiment Analysis,” Jul. 2021.
- [6] D. Hazarika, R. Zimmermann, and S. Poria, “MISA: Modality-Invariant and -Specific Representations for Multimodal Sentiment Analysis,” May 2020.
- [7] W. Han, H. Chen, and S. Poria, “Improving Multimodal Fusion with Hierarchical Mutual Information Maximization for Multimodal Sentiment Analysis,” Sep. 2021.
- [8] G. Wang, J. Li, Z. Wu, J. Xu, J. Shen, and W. Yang, “EfficientFace: An Efficient Deep Network with Feature Enhancement for Accurate Face Detection,” Feb. 2023.

- [9] B. Yang, L. Wu, J. Zhu, B. Shao, X. Lin, and T.-Y. Liu, “Multimodal Sentiment Analysis With Two-Phase Multi-Task Learning,” *IEEE/ACM Trans Audio Speech Lang Process*, vol. 30, pp. 2015–2024, 2022, doi: 10.1109/TASLP.2022.3178204.
- [10] M. Żelaszczyk and J. Mańdziuk, “Audio-to-Image Cross-Modal Generation,” Sep. 2021.
- [11] M. Żelaszczyk and J. Mańdziuk, “Cross-modal text and visual generation: A systematic review. Part 1: Image to text,” *Information Fusion*, vol. 93, pp. 302–329, May 2023, doi: 10.1016/j.inffus.2023.01.008.
- [12] A. Radford *et al.*, “Learning Transferable Visual Models From Natural Language Supervision,” Feb. 2021.
- [13] P. Zhang *et al.*, “VinVL: Revisiting Visual Representations in Vision-Language Models,” Jan. 2021.
- [14] S. Chen *et al.*, “VALOR: Vision-Audio-Language Omni-Perception Pretraining Model and Dataset,” Apr. 2023.
- [15] Q. Zhu *et al.*, “VATLM: Visual-Audio-Text Pre-Training with Unified Masked Prediction for Speech Representation Learning,” Nov. 2022, doi: 10.1109/TMM.2023.3275873.
- [16] H. Chen, W. Xie, A. Vedaldi, and A. Zisserman, “VGGSound: A Large-scale Audio-Visual Dataset,” Apr. 2020.
- [17] A. Tsiami, P. Koutras, and P. Maragos, “STAViS: Spatio-Temporal AudioVisual Saliency Network,” Jan. 2020.
- [18] F. Xiao, Y. J. Lee, K. Grauman, J. Malik, and C. Feichtenhofer, “Audiovisual SlowFast Networks for Video Recognition,” Jan. 2020.
- [19] M. Mancini, M. F. Naeem, Y. Xian, and Z. Akata, “Open World Compositional Zero-Shot Learning,” Jan. 2021.
- [20] D. Huynh and E. Elhamifar, “A Shared Multi-Attention Framework for Multi-Label Zero-Shot Learning,” in *2020 IEEE/CVF Conference on Computer Vision and Pattern Recognition (CVPR)*, IEEE, Jun. 2020, pp. 8773–8783. doi: 10.1109/CVPR42600.2020.00880.
- [21] A. Miech, D. Zhukov, J.-B. Alayrac, M. Tapaswi, I. Laptev, and J. Sivic, “HowTo100M: Learning a Text-Video Embedding by Watching Hundred Million Narrated Video Clips,” Jun. 2019.
- [22] E. Amrani, R. Ben-Ari, D. Rotman, and A. Bronstein, “Noise Estimation Using Density Estimation for Self-Supervised Multimodal Learning,” Mar. 2020.
- [23] A. Miech, J.-B. Alayrac, L. Smaira, I. Laptev, J. Sivic, and A. Zisserman, “End-to-End Learning of Visual Representations from Uncurated Instructional Videos,” Dec. 2019.
- [24] H. Alwassel, D. Mahajan, B. Korbar, L. Torresani, B. Ghanem, and D. Tran, “Self-Supervised Learning by Cross-Modal Audio-Video Clustering,” Nov. 2019.

- [25] Y. Cheng, R. Wang, Z. Pan, R. Feng, and Y. Zhang, “Look, Listen, and Attend: Co-Attention Network for Self-Supervised Audio-Visual Representation Learning,” Aug. 2020, doi: 10.1145/3394171.3413869.
- [26] J.-B. Alayrac *et al.*, “Self-Supervised MultiModal Versatile Networks,” Jun. 2020.
- [27] B. Chen *et al.*, “Multimodal Clustering Networks for Self-supervised Learning from Unlabeled Videos,” Apr. 2021.
- [28] K. Duarte *et al.*, “Routing with Self-Attention for Multimodal Capsule Networks,” Dec. 2021.
- [29] A. Rouditchenko *et al.*, “AVLnet: Learning Audio-Visual Language Representations from Instructional Videos,” Jun. 2020.
- [30] W. Dai, Z. Liu, T. Yu, and P. Fung, “Modality-Transferable Emotion Embeddings for Low-Resource Multimodal Emotion Recognition,” Sep. 2020.
- [31] M. T. Vu, M. Beurton-Aimar, and S. Marchand, “Multitask Multi-database Emotion Recognition,” in *2021 IEEE/CVF International Conference on Computer Vision Workshops (ICCVW)*, IEEE, Oct. 2021, pp. 3630–3637. doi: 10.1109/ICCVW54120.2021.00406.
- [32] A. Shenoy and A. Sardana, “Multilogue-Net: A Context Aware RNN for Multi-modal Emotion Detection and Sentiment Analysis in Conversation,” Feb. 2020, doi: 10.18653/v1/2020.challengehml-1.3.
- [33] D. Nguyen *et al.*, “Deep Auto-Encoders With Sequential Learning for Multimodal Dimensional Emotion Recognition,” *IEEE Trans Multimedia*, vol. 24, pp. 1313–1324, 2022, doi: 10.1109/TMM.2021.3063612.
- [34] W. Dai, S. Cahyawijaya, Z. Liu, and P. Fung, “Multimodal End-to-End Sparse Model for Emotion Recognition,” Mar. 2021.
- [35] S. Parthasarathy and S. Sundaram, “Detecting expressions with multimodal transformers,” Nov. 2020.
- [36] D. Hazarika, S. Gorantla, S. Poria, and R. Zimmermann, “Self-Attentive Feature-Level Fusion for Multimodal Emotion Detection,” in *2018 IEEE Conference on Multimedia Information Processing and Retrieval (MIPR)*, IEEE, Apr. 2018, pp. 196–201. doi: 10.1109/MIPR.2018.00043.
- [37] H. Luo *et al.*, “UniVL: A Unified Video and Language Pre-Training Model for Multimodal Understanding and Generation,” Feb. 2020.
- [38] Y.-C. Chen *et al.*, “UNITER: UNiversal Image-TExt Representation Learning,” Sep. 2019.
- [39] M. Bain, A. Nagrani, G. Varol, and A. Zisserman, “Frozen in Time: A Joint Video and Image Encoder for End-to-End Retrieval,” Apr. 2021.
- [40] A. Nagrani, S. Yang, A. Arnab, A. Jansen, C. Schmid, and C. Sun, “Attention Bottlenecks for Multimodal Fusion,” Jun. 2021.
- [41] Y. Wu, M. Daoudi, and A. Amad, “Transformer-based Self-supervised Multimodal Representation Learning for Wearable Emotion Recognition,” Mar. 2023.

- [42] Z. Wen, W. Lin, T. Wang, and G. Xu, “Distract Your Attention: Multi-head Cross Attention Network for Facial Expression Recognition,” Sep. 2021, doi: 10.3390/biomimetics8020199.
- [43] S. Sadok, S. Leglaive, and R. Séguier, “A vector quantized masked autoencoder for audiovisual speech emotion recognition,” May 2023.
- [44] H. Akbari *et al.*, “VATT: Transformers for Multimodal Self-Supervised Learning from Raw Video, Audio and Text,” Apr. 2021.
- [45] X. Wang, L. Zhu, and Y. Yang, “T2VLAD: Global-Local Sequence Alignment for Text-Video Retrieval,” in *2021 IEEE/CVF Conference on Computer Vision and Pattern Recognition (CVPR)*, IEEE, Jun. 2021, pp. 5075–5084. doi: 10.1109/CVPR46437.2021.00504.
- [46] A. Zadeh, M. Chen, S. Poria, E. Cambria, and L.-P. Morency, “Tensor Fusion Network for Multimodal Sentiment Analysis,” in *Proceedings of the 2017 Conference on Empirical Methods in Natural Language Processing*, Stroudsburg, PA, USA: Association for Computational Linguistics, 2017, pp. 1103–1114. doi: 10.18653/v1/D17-1115.
- [47] Z. Liu, Y. Shen, V. B. Lakshminarasimhan, P. P. Liang, A. Zadeh, and L.-P. Morency, “Efficient Low-rank Multimodal Fusion with Modality-Specific Factors,” May 2018.
- [48] V. Gabeur, C. Sun, K. Alahari, and C. Schmid, “Multi-modal Transformer for Video Retrieval,” Jul. 2020.
- [49] H. Luo *et al.*, “CLIP4Clip: An empirical study of CLIP for end to end video clip retrieval and captioning,” *Neurocomputing*, vol. 508, pp. 293–304, Oct. 2022, doi: 10.1016/j.neucom.2022.07.028.
- [50] Z. Fu *et al.*, “A cross-modal fusion network based on self-attention and residual structure for multimodal emotion recognition,” Nov. 2021.
- [51] S. R. Livingstone and F. A. Russo, “The Ryerson Audio-Visual Database of Emotional Speech and Song (RAVDESS): A dynamic, multimodal set of facial and vocal expressions in North American English,” *PLoS One*, vol. 13, no. 5, p. e0196391, May 2018, doi: 10.1371/journal.pone.0196391.
- [52] A. Bagher Zadeh, P. P. Liang, S. Poria, E. Cambria, and L.-P. Morency, “Multimodal Language Analysis in the Wild: CMU-MOSEI Dataset and Interpretable Dynamic Fusion Graph,” in *Proceedings of the 56th Annual Meeting of the Association for Computational Linguistics (Volume 1: Long Papers)*, Stroudsburg, PA, USA: Association for Computational Linguistics, 2018, pp. 2236–2246. doi: 10.18653/v1/P18-1208.
- [53] H. Cao, D. G. Cooper, M. K. Keutmann, R. C. Gur, A. Nenkova, and R. Verma, “CREMA-D: Crowd-Sourced Emotional Multimodal Actors Dataset,” *IEEE Trans Affect Comput*, vol. 5, no. 4, pp. 377–390, Oct. 2014, doi: 10.1109/TAFFC.2014.2336244.
- [54] A. Zadeh, P. P. Liang, N. Mazumder, S. Poria, E. Cambria, and L.-P. Morency, “Memory Fusion Network for Multi-view Sequential Learning,” Feb. 2018.

- [55] Y.-H. H. Tsai, P. P. Liang, A. Zadeh, L.-P. Morency, and R. Salakhutdinov, “Learning Factorized Multimodal Representations,” Jun. 2018.
- [56] Y. Wang, Y. Shen, Z. Liu, P. P. Liang, A. Zadeh, and L.-P. Morency, “Words Can Shift: Dynamically Adjusting Word Representations Using Nonverbal Behaviors,” Nov. 2018.
- [57] Y.-H. H. Tsai, S. Bai, P. P. Liang, J. Z. Kolter, L.-P. Morency, and R. Salakhutdinov, “Multimodal Transformer for Unaligned Multimodal Language Sequences,” Jun. 2019.
- [58] W. Rahman *et al.*, “Integrating Multimodal Information in Large Pretrained Transformers,” Aug. 2019.
- [59] K. Leidal, D. Harwath, and J. Glass, “Learning Modality-Invariant Representations for Speech and Images,” Dec. 2017.
- [60] P.-Y. Huang *et al.*, “Masked Autoencoders that Listen,” Jul. 2022.
- [61] A. Fukui, D. H. Park, D. Yang, A. Rohrbach, T. Darrell, and M. Rohrbach, “Multimodal Compact Bilinear Pooling for Visual Question Answering and Visual Grounding,” Jun. 2016.
- [62] H. R. V. Joze, A. Shaban, M. L. Iuzzolino, and K. Koishida, “MMTM: Multimodal Transfer Module for CNN Fusion,” Nov. 2019.
- [63] S. Verbitskiy, V. Berikov, and V. Vyshegorodtsev, “ERANNs: Efficient Residual Audio Neural Networks for Audio Pattern Recognition,” Jun. 2021, doi: 10.1016/j.patrec.2022.07.012.
- [64] L. Goncalves and C. Busso, “AuxFormer: Robust Approach to Audiovisual Emotion Recognition,” in *ICASSP 2022 - 2022 IEEE International Conference on Acoustics, Speech and Signal Processing (ICASSP)*, IEEE, May 2022, pp. 7357–7361. doi: 10.1109/ICASSP43922.2022.9747157.
- [65] L. Goncalves, S.-G. Leem, W.-C. Lin, B. Sisman, and C. Busso, “Versatile Audio-Visual Learning for Handling Single and Multi Modalities in Emotion Regression and Classification Tasks,” May 2023.
- [66] S. Parthasarathy and C. Busso, “Ladder Networks for Emotion Recognition: Using Unsupervised Auxiliary Tasks to Improve Predictions of Emotional Attributes,” Apr. 2018, doi: 10.21437/Interspeech.2018-1391.
- [67] S. Yoon, S. Byun, and K. Jung, “Multimodal Speech Emotion Recognition Using Audio and Text,” in *2018 IEEE Spoken Language Technology Workshop (SLT)*, IEEE, Dec. 2018, pp. 112–118. doi: 10.1109/SLT.2018.8639583.