

Technical Report. November 2017.

NELL2RDF: Reading the Web, and Publishing it as Linked Data

José M. Giménez-García¹, Maísa Duarte¹, Antoine Zimmermann²
Christophe Gravier¹, Estevam R. Hruschka Jr.^{3,4}, and Pierre Maret¹

¹ Univ Lyon, UJM-Saint-Étienne, CNRS, Laboratoire Hubert Curien
UMR 5516, F-42023 Saint Étienne, France

{jose.gimenez.garcia, maisa.duarte, christophe.gravier,
pierre.maret}@univ-st-etienne.fr

² Univ Lyon, MINES Saint-Étienne, CNRS, Laboratoire Hubert Curien
UMR 5516, F-42023 Saint-Étienne, France

antoine.zimmermann@emse.fr

³ Federal University of Sao Carlos - UFSCar, São Carlos, Brazil

⁴ Carnegie Mellon University - CMU, Pittsburgh, United States
estevam@cs.cmu.edu

Abstract. NELL is a system that continuously reads the Web to extract knowledge in form of entities and relations between them. It has been running since January 2010 and extracted over 50,000,000 candidate statements. NELL's generated data comprises all the candidate statements together with detailed information about how it was generated. This information includes how each component of the system contributed to the extraction of the statement, as well as when that happened and how confident the system is in the veracity of the statement. However, the data is only available in an ad hoc CSV format that makes it difficult to exploit out of the context of NELL. In order to make it more usable for other communities, we adopt Linked Data principles to publish a more standardized, self-describing dataset with rich provenance metadata.

Keywords: NELL, RDF, Semantic Web, Linked Data, Metadata, Reification

1 Introduction

Never-Ending Language Learning (NELL) [3, 16] is an autonomous computational system that aims at continually and incrementally learning. NELL has been running for about 7 years in Carnegie Mellon University (US). Currently, NELL has collected over 50 million of candidate beliefs, from which about 3.6 million have been promoted as trustworthy statements. NELL learns from the web and uses an ontology previously created to guide the learning. One of the most significant resource contributions of NELL, in addition to the millions of beliefs learned from the Web, is NELL's internal representation (or metadata) for categories, relations and concepts. Such internal representation grows in every iteration, and is used by NELL as a set of different (and constantly updated)

feature vectors to continuously retrain NELL's learning components and build its own way to understand what is read from the Web. Zimmermann et al. [24] published in 2013 a solution to convert NELL's beliefs and ontology into RDF and OWL. However, NELL's internal metadata is not modeled in their work. Thus, the main contribution of this work is to extended the approach to include all the provenance metadata (NELL's internal representation) for each belief. We publish this data using five different representation models: RDF reification [2, Sec. 5.3], N-Ary relations [19], Named Graphs [5], Singleton Properties [18], and NdFluents [10]. In addition, we publish not only the promoted beliefs, but also the candidates. As far as we know, this dataset contains more metadata about the statements than any other available dataset in the linked data cloud. This in itself can also be interesting for researchers that seek to manage and exploit meta-knowledge.

Our intention is to keep this information updated and integrate it on NELL's web page⁵.

The rest of the paper is organized as follows: Section 2 presents NELL and the components it comprises; in Section 3 describes the transformation of NELL data and metadata to RDF; Section 4 presents the dataset generated in this paper and how it is published; finally, Section 5 provides final remarks and future work.

2 The Never-Ending Language Learning System

NELL [3, 16] was built based on a new Machine Learning (ML) paradigm, the Never-Ending Learning (NEL). NEL paradigm is a semi-supervised learning [1] approach focused on giving the ability to a machine learning system to autonomously use what it has previously learned to continuously become a better learner. NELL is based on a number of coupled components working in parallel. These components read the web and use different approaches to, not only infer new knowledge in the form of beliefs, but also to infer new ways of internally representing the learned beliefs and their properties. Beliefs are divided into candidates and promoted beliefs. In order to be promoted a belief needs to have a confidence score of at least 0.9.

1. **AliasMatcher** finds relations between entities and their Wikipedia URL on Freebase. It was run only once and is currently not active.
2. **CML** (*Coupled Morphologic Learner*) [4] is responsible for identifying morphological regularities (such as that words finished in **burg** could be cities). It makes use of orthographic features of noun phrases (*e.g.*, length and number of words, capitalization, prefixes and suffixes). *CMC* is the previous version of this component.
3. **CPL** (*Coupled Pattern Learner*) [4] is the component that learns Named Entities (NE) and Textual Patterns (TP) from text in the web pages. Internally, a different implementation was used between 2010 and 2013 that could learn

⁵ <http://rtw.ml.cmu.edu/>

categories and relations together. After that, CPL was splitted in CPL1 and CPL2, the former learning categories and the latter relations, but the distinction is not made in the knowledge base. All the knowledge from CPL1 is promoted promoted only if CPL2 agrees. *i.e.*, CPL will extract TPs for categories (`_ is a city`, `city such as _`, *etc.*) and for relations (`arg1 is a city located in arg2`, `arg1 is the capital of arg2`, *etc.*). Then, using those TPs, CPL will extract NEs for categories (e.g. `city(Paris)`, `city(Annecy)`, *etc.*) and NE pairs for relations (`locatedIn(Paris, France)`, `locatedIn(Annecy, France)`, *etc.*).

4. **KbManipulation** is used to correct some old bugs from NELL's internal indexing knowledge. Several of these bugs should be removed automatically, but NELL has not one automated process for this task yet.
5. **LatLong** matches the literal string of Named Entities against a fixed geolocation database.
6. **LE (Learned Embeddings)** [23] predicts new categories or relations of entities based on Event and Named Entity extraction It creates a feature space where each dimension is a single NELL predicate, and NELL's learned NE (or NE pairs for relations) is used as training examples. LE's process predicts category or relation for NE (or NE pairs) that were not related in the training set.
7. **MBL**, also known as *ErrorBasedIntegrator* and *Knowledge Integrator*, is the component responsible for taking the decision of promotion based on the contributions of the other components. *EntityResolverCleanup* is the name used for the same MBL process applied during a big alteration in NELL's knowledge base. In 2010 a big change was made in the NELL's KB structure to make possible for two words to have different meanings (e.g apple the fruit and Apple the company) and, conversely, for a concept to use different words (e.g Google and Google Inc.).
8. **OE (Open Eval)** [21] queries the web and extract small text using predicate instances. OE calculates the score based on the text distance between the instances in a relation.
9. **OntologyModifier** is used for any ontology alteration. This component appears in the Knowledge base when a new seed or and ontology extension is manually introduced.
10. **PRA (Path Ranking Algorithm)** [9] is based on Random Walk Inference. PRA analyzes the connections between two categories instances which are the arguments for a relation. This component replaced the old *Ruler Learner* component.
11. **RL (Rule Learner)** [13] extracts new knowledge using Horn Clauses based on the ontology. Its implementation was based on FOIL [20]. It can be found in NELL's KB, but its execution stopped when NELL started to deal with polysemy resolution.
12. **SEAL (Coupled Set Expander for Any Language)** [22] is the component responsible for extracting knowledge from HTML patterns. It works in a similar way to CPL, but using HTML patterns instead of textual patterns.

In the past it was called *CSEAL*, but after some improvements in its performance it changed the name for SEAL.

13. **Semparse** [12] combines syntactic parsing from CCGbank (a conversion of the corpus of trees Penn Treebank [15]) and distant supervision.
14. **SpreadsheetEdits** provides modifications in the NELL's Knowledge base using human feedback.

Each of these components, with the exception of LE, output provenance information regarding their execution. In the next sections we present how this metadata is modeled in RDF.

3 Converting NELL to RDF

In this section we describe how NELL data and metadata are transformed into RDF. The first subsection presents how NELL's ontology and beliefs are converted, following the work by Zimmermann et al. [24]; the second subsection describes how we convert the provenance metadata associated with each belief. NELL's Knowledge bases used in this paper for the promoted and candidates beliefs are respectively corresponding to the iterations 1075⁶ and 1070⁷. The code is publicly available in GitHub⁸.

3.1 Converting NELL's beliefs to RDF

NELL's ontology is published as a file with three tab separated values per line, where each line expresses a relationship between categories and other categories, relations, or values used by NELL processes. In order to convert NELL's ontology to RDF each line is transformed into a triple as per Zimmermann et al. [24]. In short, the first and the third values are a pair of categories or relations, or either a category or relation in the first field and a value in the third. The second field is a predicate that indicates the relationship between the two elements. The transformations can be seen in Table 1.

NELL's beliefs are also published in tab-separated format, where each line contains a number of fields to express the belief and the associated metadata, such as iteration of promotion, confidence score, or the activity of the components that inferred the belief. All the fields except 4, 5, 6, and 13 are used to convert the beliefs into RDF statements. Table 2 shows the meaning of each field. Fields 1, 2, and 3 are converted into the subject, predicate, and object of an RDF statement; the content of fields 7 and 8 create new statements using `rdf:label` properties; fields 9 and 10 create new triples with the property `skos:prefLabel`; finally, fields 11 and 12 are used to create triples indicating the types of the subject and the object. For a more detailed description of this step, refer to Zimmermann et al. [24].

⁶ <http://rtw.ml.cmu.edu/resources/results/08m/NELL.08m.1075.esv.csv.gz>

⁷ <http://rtw.ml.cmu.edu/resources/results/08m/NELL.08m.1070.cesv.csv.gz>

⁸ <https://github.com/WDAqua/nell2rdf>

Table 1: NELL’s ontology predicates and their translation in RDFS / OWL (from [24])

NELL predicate	Translation to RDFS / OWL
antireflexive	rdf:type owl:IrreflexiveProperty
antisymmetric	antisymmetric Literal(?object,xsd:boolean)
description	rdfs:comment Literal(?object,@en)
domain	rdfs:domain Class(?object)
domainwithinrange	domainWithinRange Literal(?object,xsd:boolean)
generalizations	rdfs:subClassOf Class(?object)
humanformat	humanFormat Literal(?object,xsd:string)
instancetype	instanceType IRI(?object)
inverse	owl:inverseOf ?object
memberofsets	if ?object is rtwcategory then rdf:type rdfs:Class else ?object is rtwrelation then rdf:type rdf:Property
mutexpredicates	if ?subject is a class then owl:disjointWith ?object else ?subject is a property then owl:propertyDisjointWith ?object
nrofvalues	if ?object is 1 then rdf:type owl:FunctionalProperty
populate	populate Literal(?object,xsd:boolean)
range	rdfs:range ?object
rangewithindomain	rangeWithinDomain Literal(?object,xsd:boolean)
visible	visible Literal(?object,xsd:boolean)

Table 2: Description of NELL’s beliefs fields

#	Field	Description
1	Entity	Subject of the belief
2	Relation	Predicate of the belief
3	Value	Object of the belief
4	Iteration	Iteration when the belief was promoted, or a list of iterations when the components generated the belief
5	Probability	Confidence score of the belief
6	Source	MBL activity to promote the belief
7	Entity literalStrings	Labels of the subject
8	Value literalStrings	Labels of the object
9	Best Entity literalString	Preferred label of the subject
10	Best Value literalString	Preferred label of the object
11	Categories for Entity	Classes of the subject
12	Categories for Value	Classes of the object
13	Candidate Source	Activity of the components that generated the belief

3.2 Converting NELL metadata to RDF

Fields 4, 5, 6, and 13 of each NELL’s belief are used to extract the metadata. Each belief is represented by a resource, to which we attach the provenance information. In the promoted beliefs process, field 4 is used to extract the iteration when the belief was promoted, while field 5 gives a confidence score about it. On the other hand, in the candidate beliefs process, fields 4 and 5 contains the iterations when each component generated information about the belief, and the confidence score provided by each of them. Field 6 contains a summary information about the activity of MBL when processing the promoted belief. The complete information from field 6 is a summary of field 13. For that reason, we only process field 13. Finally, in field 13 every activity that took part in generating the statement is parsed.

The ontology can be seen in Figure 1. We make use of the PROV-O ontology [14] to describe the provenance. Each **Belief** can be related with one or more **ComponentExecution** that, in turn, are performed by a **Component**. If the belief is a **PromotedBelief**, it has attached its **iterationOfPromotion** and **probabilityOfBelief**. The **ComponentIteration** is related to information about the process: the **iteration**, **probabilityOfBelief**, **Token**, **source** and **atTime** (the date and time it was processed). The **Token** expresses the concepts that the **Component** is relating. Those concepts can be a pair of entities for a **RelationToken**, and entity and a class for a **GeneralizationToken** (note that **LatLong** component has a different token **GeoToken**, further described later). Finally, each component have a **source** string describing their process for the belief. This string is then further analyzed and translated into a different set of IRIs for each type of component in the subsections below.

The classes of the ontology are described in Table 3 and properties of the ontology are described in Table 4. The classes and properties of each component are described down below.

Table 3: Description of NELL metadata classes

Class	rdfs:subClassOf	Description
Belief	prov:Entity	A belief
PromotedBelief	Belief	A promoted belief
CandidateBelief	Belief	A candidate belief
ComponentExecution	prov:Activity	The activity of a component in an iteration
Component	prov:SoftwareAgent	A component
Token	owl:Thing	The tuple that was inferred by the activity
RelationToken	Token	The tuple <Entity,Entity> that was inferred for a relation
GeneralizationToken	Token	The tuple <Entity,Category> that was inferred for a generalization
GeoToken	Token	The tuple <Entity,Longitude,Latitude> that was inferred for a geographical belief

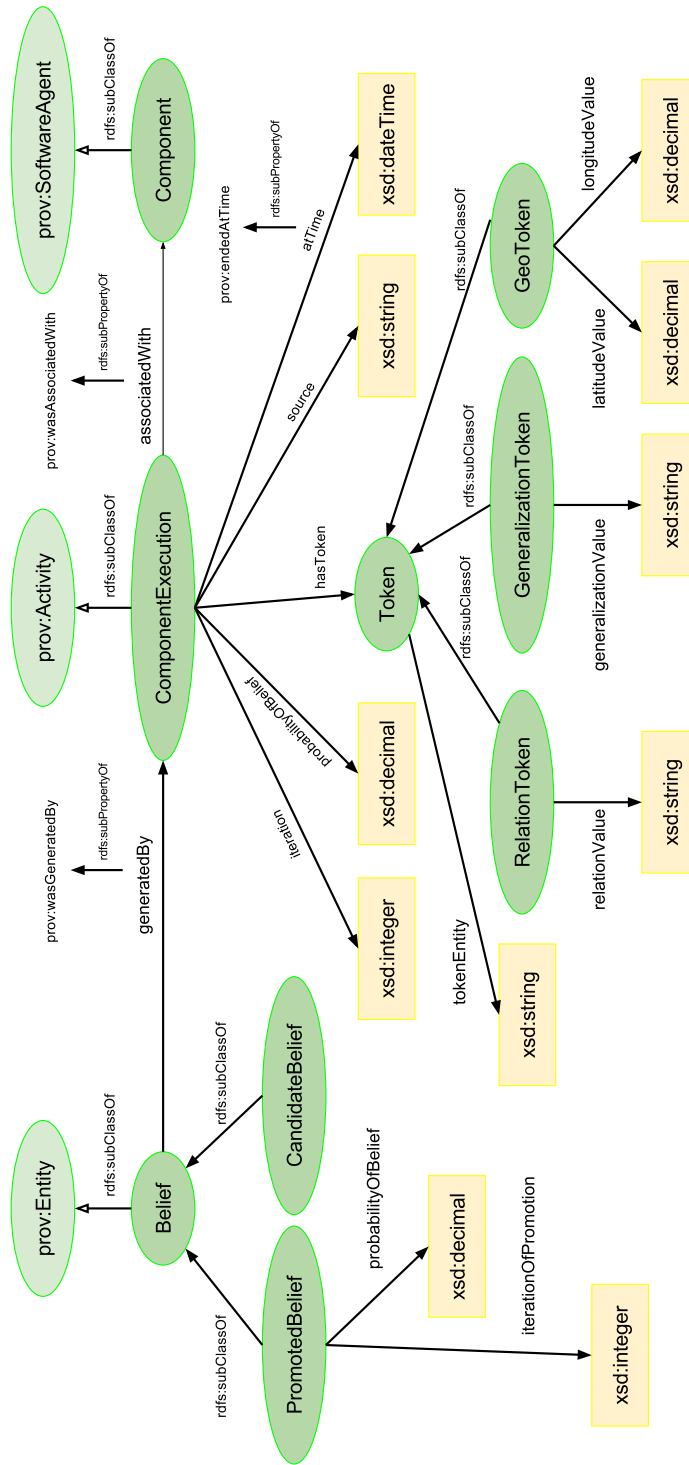


Fig. 1: NELL2RDF metadata ontology

Table 4: Description of NELL metadata properties

Property	rdfs:subPropertyOf	rdfs:domain	rdfs:range
generatedBy	prov:wasGeneratedBy	Belief	ComponentIteration
		The Belief was generated by the iteration of the component	
associatedWith	prov:wasAssociatedWith	ComponentIteration	Component
		The iteration was performed by the component	
iterationOfPromotion	owl:DatatypeProperty	PromotedBelief	xsd:integer
		iteration in which the component was promoted	
probabilityOfBelief	owl:DatatypeProperty	PromotedBelief	xsd:decimal
		Confidence score of the Belief	
iteration	owl:DatatypeProperty	ComponentIteration	xsd:integer
		Iteration in which a component performed the activity	
probability	owl:DatatypeProperty	ComponentIteration	xsd:decimal
		Confidence score given by the component	
hasToken	owl:ObjectProperty	ComponentIteration	Token
		The concepts that the component is relating	
source	owl:DatatypeProperty	ComponentIteration	xsd:string
		Data that was used by the component in the activity	
atTime	owl:DatatypeProperty	ComponentIteration	xsd:dateTime
		Date and time when the component execution was performed	
tokenEntity	owl:DatatypeProperty	Token	xsd:string
		Entity on which the data was inferred	
relationValue	owl:DatatypeProperty	RelationToken	xsd:string
		Entity related the entity appointed by tokenEntity	
generalizationValue	owl:DatatypeProperty	GeneralizationToken	xsd:string
		Class of the entity appointed by tokenEntity	

AliasMatcher execution is denoted by a resource of class `AliasMatcherExecution`, and includes the date when the data was extracted from Freebase using the property `freebaseDate`. The added ontology can be seen in Figure 2.

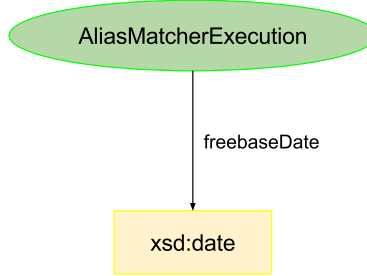


Fig. 2: `AliasMatcherExecution` metadata ontology

CMC execution is denoted by a resource of class `CMCExecution`. A number of morphological patterns `MorphologicalPatternScoreTriple` are attached to it, each one containing a name, a value, and a confidence score. The properties used can be seen in Table 5, while the ontology diagram is shown in Figure 3.

Table 5: Description of CMC metadata properties

Property	rdfs:domain	rdfs:range
<code>morphologicalPattern</code>	<code>CMCExecution</code>	<code>MorphologicalPatternScoreTriple</code>
	One of the morphological patterns used by CMC	
<code>morphologicalPatternName</code>	<code>MorphologicalPatternScoreTriple</code>	<code>xsd:string</code>
	Name of the morphological pattern (<i>i.e.</i> , prefix, suffix, etc.)	
<code>morphologicalPatternValue</code>	<code>MorphologicalPatternScoreTriple</code>	<code>xsd:string</code>
	Value of the morphological pattern (<i>i.e.</i> , prefix = Saint and suffix = burgh)	
<code>morphologicalPatternScore</code>	<code>MorphologicalPatternScoreTriple</code>	<code>xsd:decimal</code>
	Score of the morphological pattern	

CPL execution is denoted by a resource of class `CPLExecution`. It contains a series of textual patterns `patternOccurrences`, each one with a literal that describes the pattern, and the number of times it has occurred in the NELL’s data source. The properties used are described in Table 6, and the diagram for the ontology is shown in Figure 4.

KbManipulation execution is denoted by a resource of class `KbManipulationExecution`. It contains the bug `oldBug` that was manually fixed. Its shown in Figure 5.

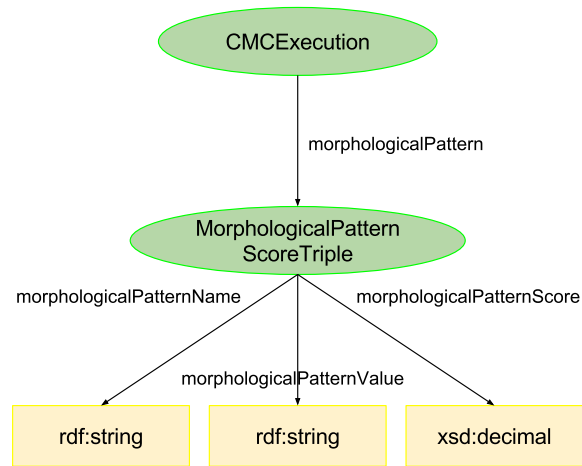


Fig. 3: CMC metadata ontology

Table 6: Description of CPL metadata properties

Property	rdfs:domain	rdfs:range
patternOccurrences	CPLExecution Description One of the textual patterns used by CPL	PatternNbOfOccurrencesPair
textualPattern	PatternNbOfOccurrencesPair Textual pattern in the form of a sentence	xsd:string
nbOfOccurrences	PatternNbOfOccurrencesPair Number of times it has occurred in the NELL's source data	xsd:nonNegativeInteger

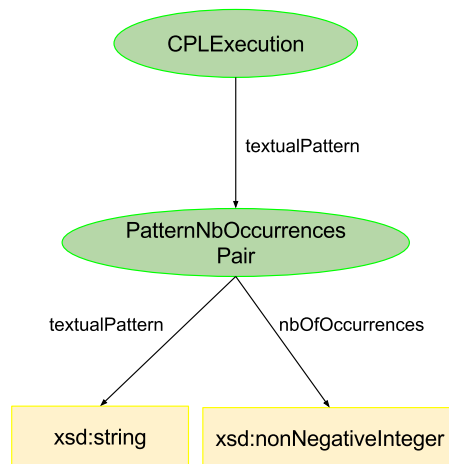


Fig. 4: CPL metadata ontology

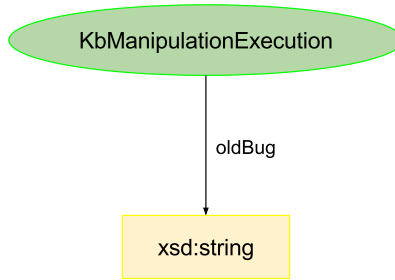


Fig. 5: KbManipulation metadata ontology

LatLong execution is denoted by a resource of class `LatLongExecution`. It contains a list of locations `NameLatLongTriple` that were used to infer the belief. Each one containing the `name` and the latitude and longitude values. This execution has also its own token `GeoToken` with the latitude and longitude values reusing the same properties. The properties are detailed in Table 7, and the ontology diagram is shown in Figure 6.

Table 7: Description of LatLong metadata properties

Property	rdfs:domain	rdfs:range	Description
location	LatLongExecution	NameLatLongTriple	One of the locations used by Latlong
name	NameLatLongTriple	rdf:langString	Name of the location
latitudeValue	NameLatLongTriple	xsd:decimal	Latitude of the location
longitudeValue	NameLatLongTriple	xsd:decimal	Longitude of the location

LE execution is denoted by a resource of class `LEExecution`. It does not contain any additional triples.

MBL execution is denoted by a resource of class `MBLExecution`. It contains the entities and the categories of the other belief that was used to promote this one. The properties used are described in Table 8, and the ontology diagram is shown in Figure 7.

OE execution is denoted by a resource of class `OEExecution`. It contains a set of pairs `TextUrlPair`, each one including the sentence that was used to infer the belief, and the URL from where it was extracted. The properties used can be found in Table 9, and the ontology diagram in Figure 8.

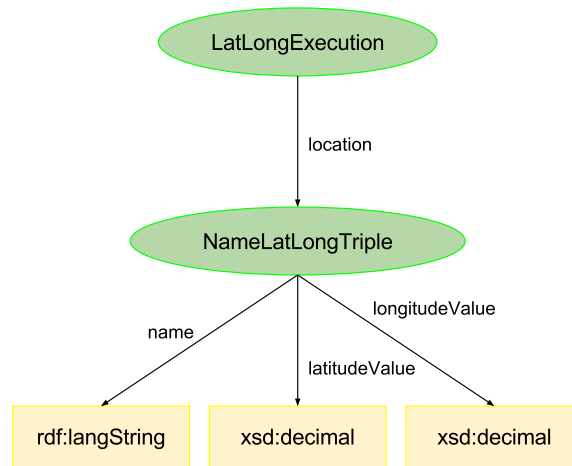


Fig. 6: LatLong metadata ontology

Table 8: Description of MBL metadata properties

Property	rdfs:domain	rdfs:range	Description
promotedEntity	MBLExecution	xsd:string	Entity of a belief previously promoted
promotedEntityCategory	MBLExecution	xsd:string	Category of the entity of the promoted belief
promotedRelation	MBLExecution	xsd:string	Relation of the promoted belief
promotedValue	MBLExecution	xsd:string	Value of the promoted belief
promotedValueCategory	MBLExecution	xsd:string	Category of the promoted belief, if applicable

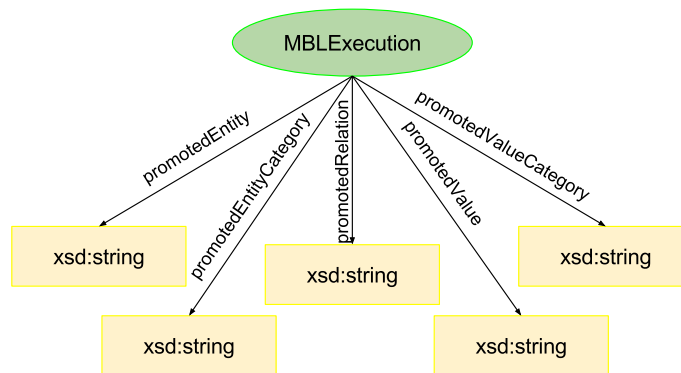


Fig. 7: MBL metadata ontology

Table 9: Description of OE metadata properties

Property	rdfs:domain	rdfs:range	Description
textUrl	OExecution	TextUrlPair	One of the pairs <text, url> used by OE
text	TextUrlPair	rdf:langString	Text extracted from the web
url		xsd:anyURI	Web page where the text was extracted

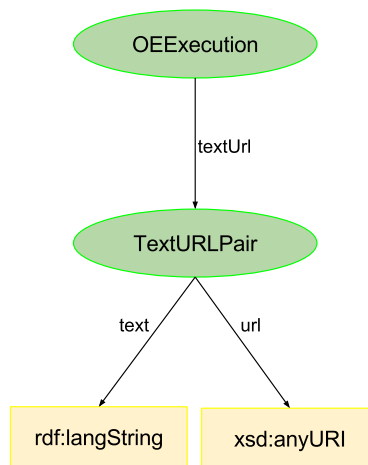


Fig. 8: OE metadata ontology

OntologyModifier execution is denoted by a resource of class `OntologyModifierExecution`. It contains the `ontologyModification`, which can be either a modification of a category or a modification of a relation. The ontology diagram can be seen in Figure 9.

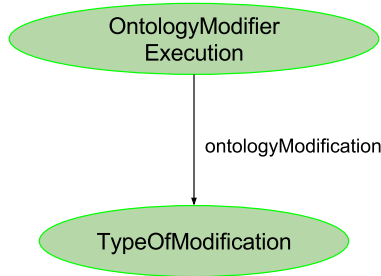


Fig. 9: OntologyModifier metadata ontology

PRA execution is denoted by a resource of class `PRAExecution`. It includes a series of `Path` resources describing the path followed in NELL dataset to infer the belief. Each `Path` includes its direction and a confidence score, along with a list of relations followed. The properties used can be seen in Table 10, while the ontology diagram is shown in Figure 10.

Table 10: Description of PRA metadata properties

Property	rdfs:domain	rdfs:range	Description
<code>relationPath</code>	<code>PRAExecution</code>	<code>Path</code>	PRAExecution Path Relation path that entails the belief
<code>direction</code>	<code>Path</code>	<code>DirectionOfPath</code>	Direction of the path
<code>score</code>	<code>Path</code>	<code>xsd:decimal</code>	Score assigned to the entailment
<code>listOfRelations</code>	<code>Path</code>	<code>rdf:List</code>	Ordered list of relations in the path

RL execution is denoted by a resource of class `RLExecution`. It contains a resource `RuleScoresTuple` that contains the `Rule` and a set of scores indicating the confidence, and the number of beliefs that are estimated to be correctly and incorrectly inferred (and the number of inferred beliefs for which it is not known if they are correct or not) with that rule. The rule itself contains the variables

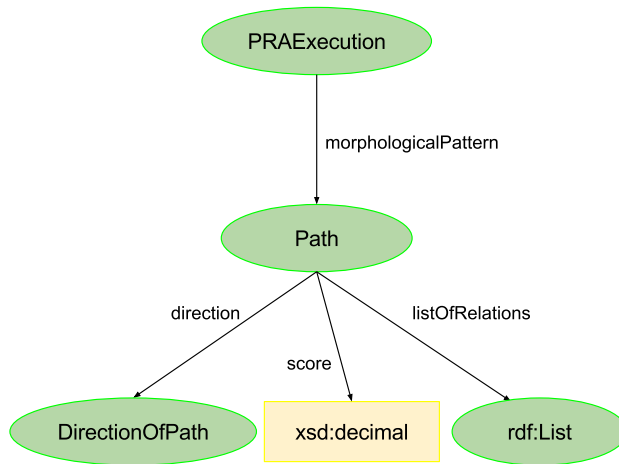


Fig. 10: PRA metadata ontology

and their values, and the predicates that are part of it. Each `Predicate` includes the name of the predicate and the two variables it uses. The complete list of properties can be found in table 11. The ontology diagram is presented in Figure 11.

SEAL execution is denoted by a resource of class `SEALExecution`. It includes the URL it used with the property `url`. The ontology diagram can be seen in Figure 12.

Semparse execution is denoted by a resource of class `SemparseExecution`. It includes a literal with the sentence used during it, using the property `sentence`. The ontology diagram can be seen in Figure 13.

SpreadsheetEdits execution is denoted by a resource of class `SpreadsheetEditsExecution`. It contains a set of literals describing the user who made the modification, the file used as input, the action made, and the modified entity, relation, and value. The list of properties can be seen in Table 12, while the ontology diagram is shown in Figure 14.

4 The NELL2RDF Dataset

The current version of NELL2RDF updates the promoted beliefs to the last version, adding the provenance triples about them. It also adds the candidate beliefs and their corresponding provenance triples. We provide the dumps for the promoted beliefs⁹ and the candidate beliefs¹⁰. The ontologies for the beliefs¹¹

⁹ <https://w3id.org/nellrdf/nellrdf.promoted.n3.gz>

¹⁰ <https://w3id.org/nellrdf/nellrdf.candidates.n3.gz>

¹¹ <https://w3id.org/nellrdf/ontology/nellrdf.ontology.n3>

Table 11: Description of RL metadata properties

Property	rdfs:domain	rdfs:range	Description
ruleScores	RLExecution	RuleScoresTuple	The rule and set of scores used by RL
rule	RuleScoresTuple	Rule	The rule RL used to infer the belief, in the form of horn clauses
accuracy	RuleScoresTuple	xsd:decimal	Estimated accuracy of the rule in NELL
nbCorrect	RuleScoresTuple	xsd:nonNegativeInteger	Estimated number of correct beliefs created by the rule
nbIncorrect	RuleScoresTuple	xsd:nonNegativeInteger	Estimated number of incorrect beliefs created by the rule
nbUnknown	RuleScoresTuple	xsd:nonNegativeInteger	Number of rules created by the rules with no known correctness
variable	Rule	xsd:string	One of the variables that appear in the rule
valueOfVariable	Rule	xsd:string	Value of the variable inferred by the rule
predicate	Rule	Predicate	One of the predicates that appear in the rule
predicateName	Predicate	xsd:string	Name of the predicate
firstVariable	Predicate	xsd:string	First variable of the predicate
secondVariable	Predicate	xsd:string	Second variable of the predicate

Table 12: Description of SpreadsheetEdits metadata properties

Property	rdfs:domain	rdfs:range	Description
user	SpreadsheetEditsExecution	xsd:string	User that made the modification
entity	SpreadsheetEditsExecution	xsd:string	Entity of the belief affected by the modification
relation	SpreadsheetEditsExecution	xsd:string	Relation of the belief affected by the modification
value	SpreadsheetEditsExecution	xsd:string	Value of the belief affected by the modification
action	SpreadsheetEditsExecution	xsd:string	Action made in the modification
file	SpreadsheetEditsExecution	xsd:string	File where the modification was saved and then read by SpreadsheetEdits

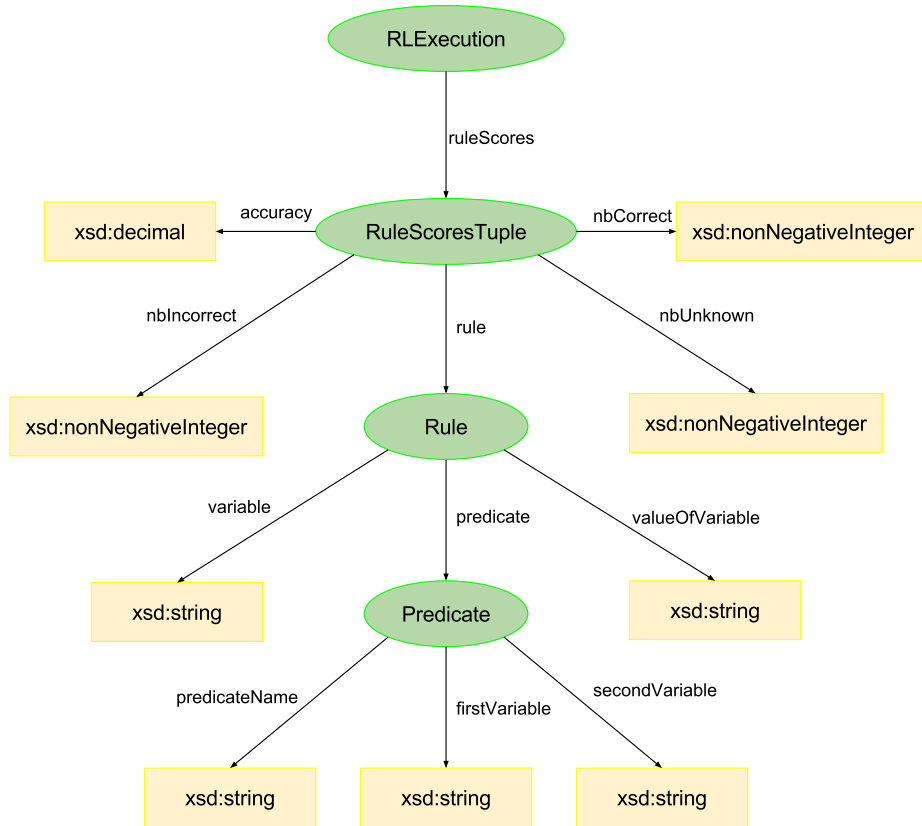


Fig. 11: RL metadata ontology

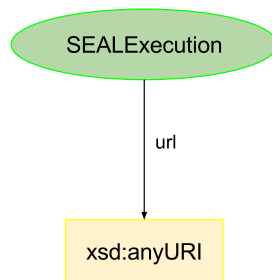


Fig. 12: SEAL metadata ontology

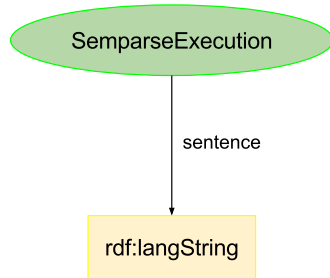


Fig. 13: Semparse metadata ontology

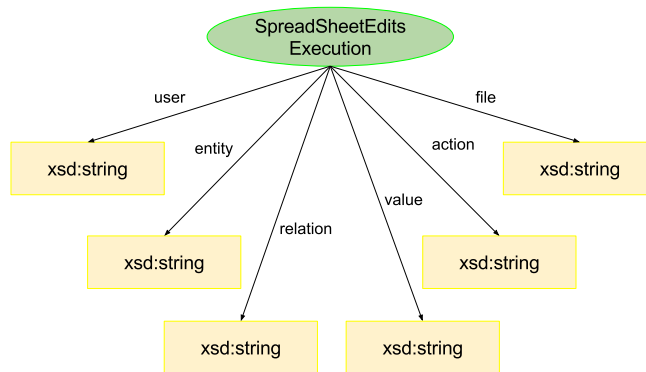


Fig. 14: SpreadsheetEdits metadata ontology

and the provenance metadata¹² is common for both dumps. Metadata about the dataset¹³ is modeled using VoID and DCAT vocabularies.

In order to attach the metadata to each belief, we need to reify the statement into a resource. We follow five different models, described down below. A graphical representation of the models is shown in Figure 15. A summary of the triples and resources of each model can be seen in Table 13.

- *RDF Reification* [2, Sec. 5.3] represents the statement using a resource, and then creates triples to indicate the subject, predicate and object of the statement.
- *N-Ary relations* [19]: This model creates a new resource that identifies the relation and connects subject and object using different design patterns. Wikidata¹⁴ makes use of this model of annotation.
- *Named Graphs* [5]: A fourth element is added to each triple, that can be used to identify a triple or set of triples later on. This model is used by Nano-publications [17].
- *The Singleton Property* [18] creates a unique property for each triple, related to the original one. It defines its own semantics that extend RDF, RDFS.
- *NdFluents* [10] creates a unique version of the subject and the object (in the case it is not a literal) of the triple, and attaches them to the original resources and the context of the statement.

Table 13: Summary of dataset stats for each model

Model	Promoted Size Triples		Candidates Size Triples		Total Size Triples	
W/O metadata	2.99GB	0.02B	162GB	1.45B	165GB	1.48B
RDF Reification	50.9GB	0.24B	776GB	4.50B	827GB	4.74B
N-Ary Relations	50.7GB	0.24B	770GB	4.50B	821GB	4.74B
Named Graphs	49.8GB	0.24B	727GB	4.24B	777GB	4.48B
Singleton Property	49.8GB	0.24B	xxxGB	x.xxB	xxxGB	x.xxB
NdFluents	51.3GB	0.25B	xxxGB	x.xxB	xxxGB	x.xxB

5 Discussion and Future Work

In this work we present the conversion of both data and metadata from NELL into RDF. It presents a thesaurus of entities and binary relations between them, as well as a number of lexicalizations for each entity. It also includes detailed provenance metadata along with confidence scores, encoded using five different reification approaches.

¹² <https://w3id.org/nellrdf/provenance/ontology/nellrdf.ontology.n3>

¹³ <https://w3id.org/nellrdf/metadata/nellrdf.metadata.n3>

¹⁴ <https://www.wikidata.org>

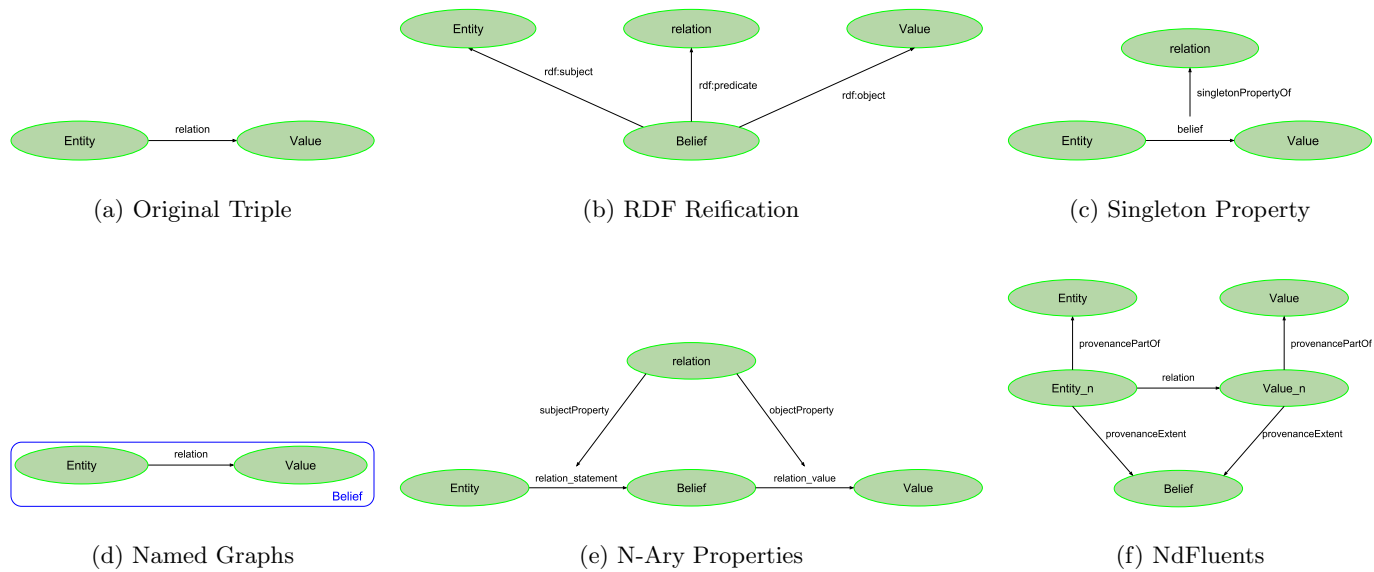


Fig. 15: Reification models

Our goals for this dataset are twofold: First, we want to improve WDAqua-core0 [6] query answering system, providing it with more relations and lexicalizations, along with confidence scores that can help to give hints about how trustworthy is the answer. Second, given that it contains a big proportion of metadata statements, we want to use it as a testbed to compare how the different different metadata representations behave in current triplestores.

While currently we only publish the dumps of the datasets, we plan to provide SPARQL endpoint and full dereferenceable URLs. In addition, NELL is starting to be explored in languages different than English, such as Portuguese [7, 11] and French [8]. Our intention is to convert those datasets to RDF as they become available to the public, since the system and knowledge base are exactly the same used in the English one.

Acknowledgements: This work is supported by funding from the EU H2020 research and innovation program under the Marie Skłodowska-Curie grant No 642795. We would like to thank Bryan Kisiel from NELL’s CMU team for the technical support about NELL’s components.

References

- [1] Blum, A., Mitchell, T.: Combining Labeled and Unlabeled Data with Co-Training. Proceedings of the Eleventh Annual Conference on Computational Learning Theory (1998)
- [2] Brickley, D., Guha, R.: RDF Schema 1.1 - W3c Recommendation. Tech. Rep. 9780123735560 (2014)
- [3] Carlson, A., Betteridge, J., Hruschka, Jr., E.R., Mitchell, T.M.: Coupling Semi-Supervised Learning of Categories and Relations. Proceedings of the NAACL HLT 2009 Workshop on Semi-Supervised Learning for Natural Language Processing (2009)
- [4] Carlson, A., Betteridge, J., Kisiel, B., Settles, B., Hruschka, Jr., E.R., Mitchell, T.M.: Toward an Architecture for Never-Ending Language Learning. Proceedings of the Twenty-Fourth Conference on Artificial Intelligence (AAAI) (2010)
- [5] Carroll, J.J., Bizer, C., Hayes, P.J., Stickler, P., Ellis, A., Hagino, T.: Named Graphs, Provenance and Trust. Tech. rep., ACM (2005)
- [6] Diefenbach, D., Singh, K., Maret, P.: WDAqua-Core0: A Question Answering Component for the Research Community. ESWC, 7th Open Challenge on Question Answering over Linked Data (QALD-7) (2017)
- [7] Duarte, M.C., Hruschka, Jr., E.R.: How to Read The Web In Portuguese Using the Never-Ending Language Learner’s Principles. Proceedings of the 14th International Conference on Intelligent Systems Design and Applications (2014)
- [8] Duarte, M.C., Maret, P.: Vers une instance française de NELL : chaîne TLN multilingue et modélisation d’ontologie. Revue des Nouvelles Technologies de l’Information Extraction et Gestion des Connaissances, RNTI-E-33, 469–472 (2017)

- [9] Gardner, M., Talukdar, P.P., Krishnamurthy, J., Mitchell, T.M.: Incorporating Vector Space Similarity in Random Walk Inference over Knowledge Bases. Proceedings of the 2014 Conference on Empirical Methods in Natural Language Processing (EMNLP) (2014)
- [10] Giménez-García, J.M., Zimmermann, A., Maret, P.: NdFluents: An Ontology for Annotated Statements with Inference Preservation. Proceedings of the 14th Extended Semantic Web Conference (ESWC) (2017)
- [11] Hruschka, Jr., E.R., Duarte, M.C., Nicoletti, M.C.: Coupling as Strategy for Reducing Concept-Drift in Never-Ending Learning Environments. *Fundamenta Informaticae* (1) (2013)
- [12] Krishnamurthy, J., Mitchell, T.M.: Joint Syntactic and Semantic Parsing with Combinatory Categorical Grammar. Proceedings of the 52nd Annual Meeting of the Association for Computational Linguistics (ACL) (2014)
- [13] Lao, N., Mitchell, T., Cohen, W.W.: Random Walk Inference and Learning in A Large Scale Knowledge Base. Proceedings of the Conference on Empirical Methods in Natural Language Processing (2011)
- [14] Lebo, T., Sahoo, S., McGuinness, D., Belhajjame, K., Cheney, J., Corsar, D., Garijo, D., Soiland-Reyes, S., Zednik, S., Zhao, J.: PROV-O: The Prov Ontology. W3C Recommendation (2013)
- [15] Marcus, M., Kim, G., Marcinkiewicz, M.A., MacIntyre, R., Bies, A., Ferguson, M., Katz, K., Schasberger, B.: The Penn Treebank: Annotating Predicate Argument Structure. Proceedings of the Workshop on Human Language Technology (1994)
- [16] Mitchell, T.M., Cohen, W.W., Hruschka, Jr., E.R., Talukdar, P.P., Betteridge, J., Carlson, A., Mishra, B.D., Gardner, M., Kisiel, B., Krishnamurthy, J., Lao, N., Mazaitis, K., Mohamed, T., Nakashole, N., Platanios, E.A., Ritter, A., Samadi, M., Settles, B., Wang, R.C., Wijaya, D.T., Gupta, A., Chen, X., Saparov, A., Greaves, M., Welling, J.: Never-Ending Learning. Proceedings of the 29th AAAI Conference on Artificial Intelligence (2015)
- [17] Mons, B., Velterop, J.: Nano-Publication in the e-science era. Workshop on Semantic Web Applications in Scientific Discourse (SWASD) (2009)
- [18] Nguyen, V., Bodenreider, O., Sheth, A.: Don't like RDF Reification?: Making Statements about Statements Using Singleton Property. Proceedings of the 23rd International Conference on the World Wide Web (WWW) (2014)
- [19] Noy, N., Rector, A., Hayes, P., Welty, C.: Defining N-Ary Relations on the Semantic Web. Tech. rep. (2006)
- [20] Quinlan, J.R., Cameron-Jones, R.M.: FOIL: A Midterm Report. Proceedings of the European Conference on Machine Learning (1993)
- [21] Samadi, M., Veloso, M.M., Blum, M.: OpenEval: Web Information Query Evaluation. Proceedings of the 27th AAAI Conference on Artificial Intelligence, July 14-18, 2013, Bellevue, Washington, USA. (2013)
- [22] Wang, R.C., Cohen, W.W.: Language-Independent Set Expansion of Named Entities Using the Web. Proceedings of the 7th IEEE International Conference on Data Mining (2007)
- [23] Yang, B., Mitchell, T.M.: Joint Extraction of Events and Entities within a Document Context. Proceedings of the 2016 Conference of the North

Technical Report. November 2017.

- American Chapter of the Association for Computational Linguistics: Human Language Technologies (NAACL HLT) (2016)
- [24] Zimmermann, A., Gravier, C., Subercaze, J., Cruzille, Q.: Nell2rdf: Read the Web, and Turn it into RDF. CEUR Workshop Proceedings (2013)